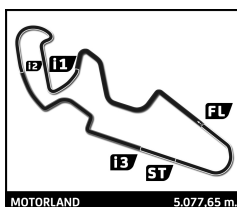




24 - 25 July

MOTORLAND ARAGÓN

FIM CEV REPSOL 2021



## Moto2

### FIM CEV Repsol MotorLand Aragón

### Qualifying Practice 1

### Classification

No	Rider	Nat	Team	Bike	Tires	Cl.	Time	Lap Total	Gap	Kph
1	21 ALONSO LÓPEZ	ESP	BOSCOSCURO TEAM CIATTI	BOSCOSCURO	M2		<b>1:53.204</b>	10 15	-	161.5
2	7 ADAM MOHD NORRODIN	MYS	LIQUI MOLY INTACT SIC RAC	KALEX	M2		1:53.732	6 9	+0.528	160.7
3	54 FERMÍN ALDEGUER	ESP	BOSCOSCURO TEAM CIATTI	BOSCOSCURO	M2		1:53.825	4 11	+0.621	160.6
4	3 LUKAS TULOVIC	DEU	LIQUI MOLY INTACT SIC RAC	KALEX	M2		1:54.344	12 13	+1.140	159.8
5	18 XAVIER CARDELUS	AND	PROMORACING	KALEX	M2		1:54.544	12 15	+1.340	159.6
6	19 ALEIX VIU	ESP	PERTAMINA MANDALIKA SAG S	KALEX	M2		1:54.624	12 15	+1.420	159.5
7	23 TAIGA HADA	JPN	AGR TEAM	KALEX	M2		1:54.643	3 13	+1.439	159.4
8	35 SAM WILFORD	GBR	AGR TEAM	KALEX	M2		1:54.677	11 14	+1.473	159.4
9	13 MATTIA RATO	ITA	PROMORACING	KALEX	M2		1:54.861	12 15	+1.657	159.1
10	9 KEMINTH KUBO	THA	VR46 MASTER CAMP TEAM	KALEX	M2		1:54.986	4 17	+1.782	159.0
11	74 PIOTR BIESIEKIRSKI	POL	PERTAMINA MANDALIKA SAG S	KALEX	M2		1:55.390	13 15	+2.186	158.4
12	11 ALEX ESCRIG	ESP	FAU55 TEY RACING	YAMAHA	SSK		1:55.660	12 15	+2.456	158.0
13	32 MCKINLEY KYLE FERNANDO	PHL	VR46 MASTER CAMP TEAM	KALEX	M2		1:56.072	15 16	+2.868	157.5
14	55 ALEX TOLEDO	ESP	EASYRACE TEAM	KALEX	M2		1:56.209	10 10	+3.005	157.3
15	70 TAKESHI ISHIZUKA	JPN	EASYRACE TEAM	KALEX	M2		1:56.289	10 13	+3.085	157.2
16	36 SANDER KROEZE	NLD	EASYRACE TEAM	YAMAHA	SSK		1:56.796	13 14	+3.592	156.5
17	50 ONDREJ VOSTATEK	CZE	FAU55 TEY RACING	YAMAHA	SSK		1:56.802	10 15	+3.598	156.5
18	45 LEON ORGIS	DEU	AVINTIA ESPONSORAMA JUNIOR	YAMAHA	SSK		1:57.225	9 14	+4.021	155.9
19	44 KEVIN ORGIS	DEU	AVINTIA ESPONSORAMA JUNIOR	YAMAHA	SSK		1:57.870	4 12	+4.666	155.1
20	10 GUILLERMO MARCEL MORENMEX	MEX	SIMA PAK37	YAMAHA	SSK		1:58.917	7 15	+5.713	153.7
21	88 NICOLAS CHRIS CZYBA	DEU	H43 ESCUDERIAS	YAMAHA	SSK		1:58.920	14 15	+5.716	153.7
22	52 JOREL BOERBOOM	NLD	BOERBOOM RACING	KALEX	M2		2:01.100	7 10	+7.896	150.9

■ Max. qual. time: 2:04.524

40	FEDERICO MENOZZI	ITA	FAU55 TEY RACING	YAMAHA	SSK		2:06.308	5 8		144.7
----	------------------	-----	------------------	--------	-----	--	----------	-----	--	-------

<b>Fastest Lap:</b>	Lap 10	ALONSO LÓPEZ	1:53.204	161.5 Kph
---------------------	--------	--------------	----------	-----------

Track Status: **DRY**

Published at: .....

Race Director:

Timekeeper:

Alberto Estébanez

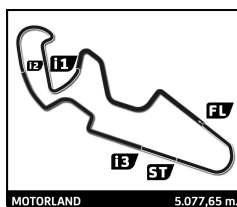




24 - 25 July

MOTORLAND ARAGÓN

FIM CEV REPSOL 2021



## Moto2

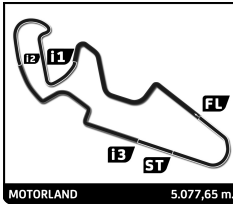
### FIM CEV Repsol MotorLand Aragón

#### Qualifying Practice 1

#### Best Sector Times

Sector 1			Sector 2			Sector 3			Sector 4			Pos	No	Ideal Lap	Best Lap	
Pos	No	Rider	Time	No	Rider	Time	No	Rider	Time	No	Rider					Time
1	21	A.LÓPEZ	31.931	21	A.LÓPEZ	31.794	21	A.LÓPEZ	21.535	7	A.MOHD NORRODIN	27.727	1	21	1:53.026	1:53.204 (1)
2	54	F.ALDEGUER	32.177	7	A.MOHD NORRODIN	31.902	54	F.ALDEGUER	21.601	21	A.LÓPEZ	27.766	2	54	1:53.629	1:53.825 (3)
3	3	L.TULOVIC	32.289	54	F.ALDEGUER	31.905	7	A.MOHD NORRODIN	21.647	3	L.TULOVIC	27.874	3	7	1:53.732	1:53.732 (2)
4	35	S.WILFORD	32.376	3	L.TULOVIC	32.091	18	X.CARDELUS	21.822	19	A.VIU	27.907	4	3	1:54.095	1:54.344 (4)
5	23	T.HADA	32.407	18	X.CARDELUS	32.099	3	L.TULOVIC	21.841	54	F.ALDEGUER	27.946	5	18	1:54.402	1:54.544 (5)
6	7	A.MOHD NORRODIN	32.456	19	A.VIU	32.119	9	K.KUBO	21.888	35	S.WILFORD	27.965	6	19	1:54.547	1:54.624 (6)
7	18	X.CARDELUS	32.512	13	M.RATO	32.169	13	M.RATO	21.903	18	X.CARDELUS	27.969	7	35	1:54.570	1:54.677 (8)
8	11	A.ESCRIG	32.537	9	K.KUBO	32.183	19	A.VIU	21.924	23	T.HADA	28.019	8	23	1:54.606	1:54.643 (7)
9	13	M.RATO	32.566	23	T.HADA	32.212	50	O.VOSTATEK	21.929	13	M.RATO	28.056	9	13	1:54.694	1:54.861 (9)
10	9	K.KUBO	32.590	35	S.WILFORD	32.244	23	T.HADA	21.968	9	K.KUBO	28.064	10	9	1:54.725	1:54.986 (10)
11	19	A.VIU	32.597	74	P.BIESIEKIRSKI	32.284	35	S.WILFORD	21.985	70	T.ISHIZUKA	28.135	11	74	1:55.262	1:55.390 (11)
12	74	P.BIESIEKIRSKI	32.805	11	A.ESCRIG	32.458	74	P.BIESIEKIRSKI	22.001	32	M.PAZ	28.138	12	11	1:55.469	1:55.660 (12)
13	55	A.TOLED0	32.917	32	M.PAZ	32.502	11	A.ESCRIG	22.053	74	P.BIESIEKIRSKI	28.172	13	32	1:55.976	1:56.072 (13)
14	50	O.VOSTATEK	33.000	70	T.ISHIZUKA	32.567	36	S.KROEZE	22.178	55	A.TOLED0	28.380	14	70	1:56.141	1:56.289 (15)
15	32	M.PAZ	33.055	36	S.KROEZE	32.601	55	A.TOLED0	22.234	11	A.ESCRIG	28.421	15	55	1:56.203	1:56.209 (14)
16	70	T.ISHIZUKA	33.059	55	A.TOLED0	32.672	45	L.ORGIS	22.239	36	S.KROEZE	28.581	16	36	1:56.469	1:56.796 (16)
17	36	S.KROEZE	33.109	45	L.ORGIS	32.800	32	M.PAZ	22.281	10	G.MORENO	28.720	17	50	1:56.710	1:56.802 (17)
18	45	L.ORGIS	33.311	50	O.VOSTATEK	32.844	44	K.ORGIS	22.375	44	K.ORGIS	28.769	18	45	1:57.139	1:57.225 (18)
19	44	K.ORGIS	33.378	44	K.ORGIS	33.050	70	T.ISHIZUKA	22.380	45	L.ORGIS	28.789	19	44	1:57.572	1:57.870 (19)
20	10	G.MORENO	33.529	88	N.CZYBA	33.308	88	N.CZYBA	22.649	50	O.VOSTATEK	28.937	20	10	1:58.468	1:58.917 (20)
21	88	N.CZYBA	33.694	10	G.MORENO	33.410	10	G.MORENO	22.809	88	N.CZYBA	29.142	21	88	1:58.793	1:58.920 (21)
22	52	J.BOERBOOM	34.250	52	J.BOERBOOM	33.560	52	J.BOERBOOM	23.114	52	J.BOERBOOM	29.255	22	52	2:00.179	2:01.100 (22)
23	40	F.MENOZZI	35.723	40	F.MENOZZI	34.664	40	F.MENOZZI	23.872	40	F.MENOZZI	30.641	23	40	2:04.900	2:06.308 (23)





## Moto2

### FIM CEV Repsol MotorLand Aragón

#### Qualifying Practice 1

#### Best Top Speed

No Rider	Team	Class	Top 1		Top 2		Top 3		Top 4		Top 5		Avg
			Kph	Lap	Kph	Lap	Kph	Lap	Kph	Lap	Kph	Lap	
21 ALONSO LÓPEZ	BOSCOSCURO TEAM CIATTI	M2	276.9	14	274.8	6	274.8	5	273.4	11	272.0	12	274,4
54 FERMÍN ALDEGUER	BOSCOSCURO TEAM CIATTI	M2	275.5	8	275.5	6	274.1	2	273.4	5	271.4	7	274,0
70 TAKESHI ISHIZUKA	EASYRACE TEAM	M2	275.5	10	273.4	9	273.4	2	272.7	4	271.4	5	273,3
18 XAVIER CARDELUS	PROMORACING	M2	274.8	11	272.7	5	272.0	2	271.4	10	270.7	13	272,3
3 LUKAS TULOVIC	LIQUI MOLY INTACT SIC RAC	M2	274.1	3	272.7	12	272.7	4	272.0	5	272.0	2	272,7
7 ADAM MOHD NORRODIN	LIQUI MOLY INTACT SIC RAC	M2	272.7	6	272.0	3	271.4	2	271.4	5	270.0	7	271,5
9 KEMINTH KUBO	VR46 MASTER CAMP TEAM	M2	272.7	4	272.0	15	272.0	3	271.4	14	270.7	5	271,8
35 SAM WILFORD	AGR TEAM	M2	272.7	6	272.7	5	272.7	3	271.4	11	270.7	2	272,0
55 ALEX TOLEDO	EASYRACE TEAM	M2	272.7	2	272.0	6	272.0	4	270.7	5	270.0	3	271,5
19 ALEIX VIU	PERTAMINA MANDALIKA SAG S	M2	272.7	5	272.0	7	272.0	3	271.4	11	270.7	12	271,8
23 TAIGA HADA	AGR TEAM	M2	272.0	3	270.7	2	269.3	11	269.3	6	269.3	5	270,1
13 MATTIA RATO	PROMORACING	M2	271.4	13	269.3	12	268.7	6	268.7	4	267.3	11	269,1
32 MCKINLEY KYLE FERNANDEZ	VR46 MASTER CAMP TEAM	M2	271.4	9	271.4	8	270.7	13	270.7	10	270.7	4	271,0
74 PIOTR BIESIEKIRSKI	PERTAMINA MANDALIKA SAG S	M2	268.0	13	268.0	12	268.0	9	268.0	3	267.3	15	267,9
52 JOREL BOERBOOM	BOERBOOM RACING	M2	267.3	8	265.4	5	265.4	3	264.7	9	264.7	7	265,5
11 ALEX ESCRIG	FAU55 TEY RACING	SSK	266.7	15	264.7	7	264.7	3	264.1	6	263.4	4	264,7
10 GUILLERMO MARCEL MOFSA	SSK PAK37	SSK	265.4	4	264.7	6	264.1	5	262.8	11	262.1	10	263,8
45 LEON ORGIS	AVINTIA ESPONSORAMA JUNIOR	SSK	264.1	9	262.1	4	261.5	5	260.9	3	260.9	2	261,9
36 SANDER KROEZE	EASYRACE TEAM	SSK	263.4	3	262.8	11	262.8	4	262.1	2	260.2	13	262,3
50 ONDREJ VOSTATEK	FAU55 TEY RACING	SSK	260.9	9	260.2	13	258.4	11	257.1	4	256.5	7	258,6
44 KEVIN ORGIS	AVINTIA ESPONSORAMA JUNIOR	SSK	260.2	9	260.2	5	259.6	2	259.0	12	259.0	4	259,6
88 NICOLAS CHRIS CZYBA	H43 ESCUDERIAS	SSK	259.0	4	258.4	15	258.4	14	257.8	13	257.8	11	258,3
40 FEDERICO MENOZZI	FAU55 TEY RACING	SSK	245.5	6	244.9	7	243.8	4	243.2	2	243.2	5	244,1





**Moto3**  
WORLD CHAMPIONSHIP

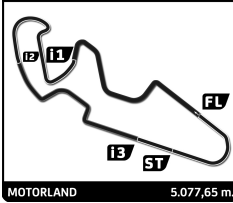
**Moto2**  
EUROPEAN CHAMPIONSHIP

HAWKERS  
**Talent Cup**

24 - 25 July

MOTORLAND ARAGÓN

FIM CEV REPSOL 2021




## Moto2

### FIM CEV Repsol MotorLand Aragón Qualifying Practice 1

#### Fastest Lap Sequence

Elapsed	No Rider	Team	Bike	Class	Time	Kph	Lap
3:53.047	21 ALONSO LÓPEZ	BOSCOSCURO TEAM CIATTI	BOSCOSCURO	M2	<b>1:54.419</b>	159.7	2
5:46.878	21 ALONSO LÓPEZ	BOSCOSCURO TEAM CIATTI	BOSCOSCURO	M2	<b>1:53.831</b>	160.6	3
9:39.797	54 FERMÍN ALDEGUER	BOSCOSCURO TEAM CIATTI	BOSCOSCURO	M2	<b>1:53.825</b>	160.6	4
30:34.853	21 ALONSO LÓPEZ	BOSCOSCURO TEAM CIATTI	BOSCOSCURO	M2	<b>1:53.204</b>	161.5	10





## Moto2

### FIM CEV Repsol MotorLand Aragón

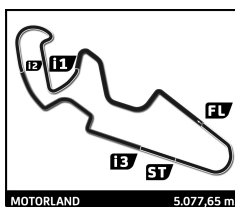
#### Qualifying Practice 1

#### Sector Analysis

— Invalidated Lap   ■ Personal Best   ■ Session Best   B Crossing the pit lane

Lap	Time	Sector 1	Sector 2	Sector 3	Sector 4	T.Spd	Lap	Time	Sector 1	Sector 2	Sector 3	Sector 4	T.Spd	
<b>3</b>	<b>LUKAS TULOVIC</b> DEU							7	<b>1:58.917</b>	<b>33.529</b>	<b>33.410</b>	23.007	28.971	262.1
	LIQUI MOLY INTACT SIC RAC KALEX							8	2:13.751 B	34.122	37.831	24.729	37.069	260.9
1	3:56.835	2:14.192	38.759	26.984	36.900	185.6	9	11:55.583	...	34.954	23.211	28.839	262.1	
2	1:56.101	32.962	32.594	22.352	28.193	272.0	10	1:58.941	33.748	33.421	<b>22.809</b>	28.963	262.1	
3	1:55.029	32.708	32.403	22.044	<b>27.874</b>	274.1	11	1:59.263	33.771	33.621	22.913	28.958	262.8	
4	1:55.766	32.458	32.092	<b>21.841</b>	29.375	272.7	12	1:59.334	33.844	33.464	22.973	29.053	261.5	
5	2:07.060	38.352	36.386	23.867	28.455	272.0	13	1:59.888	34.114	33.592	23.109	29.073	261.5	
6	1:55.059	32.327	<b>32.091</b>	22.451	28.190	270.7	14	2:00.005	33.892	33.726	23.100	29.287	260.9	
7	1:54.417	<b>32.289</b>	32.147	21.868	28.113	268.7	15	2:00.036	33.901	33.749	23.196	29.190	261.5	
8	2:06.708 B	35.911	33.201	22.764	34.832	262.1								
9	14:46.930	...	33.007	22.599	30.985	204.9								
10	1:54.914	32.584	32.289	21.874	28.167	269.3								
11	1:55.052	32.406	32.271	22.110	28.265	270.7								
12	<b>1:54.344</b>	32.418	32.134	21.887	27.905	272.7								
13	1:59.029	33.434	33.639	23.108	28.848	268.7								
<b>7</b>	<b>ADAM MOHD NORRODIN</b> MYS							<b>11</b>	<b>ALEX ESCRIG</b> ESP					
	LIQUI MOLY INTACT SIC RAC KALEX								FAU55 TEY RACING YAMAHA					
1	2:40.131	1:14.667	32.859	22.888	29.717	263.4	1	3:54.791	2:13.182	37.296	25.917	38.396	220.0	
2	1:55.200	33.204	32.212	22.026	27.758	271.4	2	<b>1:56.937</b>	32.971	32.840	22.458	28.668	259.6	
3	1:54.658	32.534	32.202	21.986	27.936	272.0	3	1:56.537	33.036	32.669	22.323	28.509	264.7	
4	2:10.562 B	38.055	33.047	23.409	36.051	267.3	4	1:58.025	34.024	33.211	22.323	28.467	263.4	
5	23:48.252	...	34.211	22.810	28.056	271.4	5	2:05.054	33.933	35.589	26.799	28.733	262.8	
6	<b>1:53.732</b>	<b>32.456</b>	<b>31.902</b>	<b>21.647</b>	<b>27.727</b>	272.7	6	1:56.207	32.846	32.708	22.191	28.462	264.1	
7	1:57.956	34.096	32.983	22.631	28.246	270.0	7	2:00.669	33.211	33.225	22.729	31.504	264.7	
8	1:55.216	32.676	32.147	22.058	28.335	270.0	8	2:04.663 B	35.381	33.213	22.618	33.451	260.2	
9	2:03.445	32.716	32.112	30.448	28.169	269.3	9	12:00.918	...	34.846	22.851	28.741	262.1	
							10	1:55.710	32.569	<b>32.458</b>	<b>22.053</b>	28.630	259.0	
							11	2:00.011	35.792	33.447	22.232	28.540	262.1	
							12	<b>1:55.660</b>	<b>32.537</b>	32.529	22.104	28.490	262.8	
							13	1:57.620	32.782	32.793	22.269	29.776	247.7	
							14	1:57.759	33.725	32.778	22.584	28.672	260.2	
							15	1:55.779	32.703	32.532	22.123	<b>28.421</b>	266.7	
<b>9</b>	<b>KEMINTH KUBO</b> THA							<b>13</b>	<b>MATTIA RATO</b> ITA					
	VR46 MASTER CAMP TEAM KALEX								PROMORACING KALEX					
1	2:02.461	37.769	33.560	22.592	28.540	267.3	1	3:29.826	2:04.457	33.710	22.991	28.668	264.1	
2	1:56.091	33.141	32.421	22.228	28.301	268.7	2	1:57.474	33.663	32.819	22.415	28.577	263.4	
3	1:55.233	32.802	<b>32.183</b>	22.087	28.161	272.0	3	1:58.767	33.224	34.826	22.381	28.336	266.0	
4	<b>1:54.986</b>	32.678	32.254	21.960	28.094	272.7	4	1:56.589	33.251	32.831	22.278	28.229	268.7	
5	1:56.069	33.143	32.381	22.010	28.535	270.7	5	1:56.339	33.091	32.659	22.176	28.413	266.7	
6	2:07.767 B	34.958	34.135	23.160	35.514	264.1	6	1:56.315	33.283	32.481	22.195	28.356	268.7	
7	5:22.279	3:56.292	33.351	24.093	28.543	264.7	7	1:56.230	32.961	32.665	22.246	28.358	267.3	
8	1:56.172	33.204	32.475	21.968	28.525	266.0	8	2:04.878 B	33.747	33.167	22.717	35.247	264.7	
9	1:55.804	33.041	32.248	22.049	28.466	268.0	9	11:41.124	...	32.896	22.451	28.539	266.0	
10	1:55.695	32.978	32.290	22.157	28.270	267.3	10	1:55.685	32.885	32.359	22.184	28.257	266.0	
11	2:06.429 B	34.520	34.031	22.994	34.884	258.4	11	1:55.626	32.859	32.338	22.128	28.301	267.3	
12	5:28.157	4:00.555	36.902	22.397	28.303	269.3	12	<b>1:54.861</b>	32.733	<b>32.169</b>	<b>21.903</b>	<b>28.056</b>	269.3	
13	2:12.790	32.703	32.336	22.081	45.670	270.0	13	1:55.013	<b>32.566</b>	32.367	21.980	28.100	271.4	
14	1:55.063	32.826	32.285	<b>21.888</b>	<b>28.064</b>	271.4	14	2:04.989	32.630	41.477	22.609	28.273	266.7	
15	1:54.986	32.631	32.269	21.947	28.139	272.0	15	1:56.606	33.104	32.576	22.363	28.563	263.4	
16	1:55.190	<b>32.590</b>	32.477	21.927	28.196	269.3								
17	1:55.216	32.591	32.269	22.116	28.240	267.3								
<b>10</b>	<b>GUILLERMO MARCEL MORENO</b> MEX							<b>18</b>	<b>XAVIER CARDELUS</b> AND					
	SIMA PAK37 YAMAHA								PROMORACING KALEX					
1	3:46.500	2:14.466	36.606	24.800	30.628	250.0	1	3:33.437	2:09.473	33.332	22.375	28.257	269.3	
2	2:01.431	35.227	33.887	23.259	29.058	259.0	2	1:54.946	32.759	32.259	21.959	<b>27.969</b>	272.0	
3	1:59.990	34.096	33.749	23.159	28.986	262.1	3	1:56.596	<b>32.512</b>	32.188	<b>21.822</b>	30.074	270.0	
4	1:59.645	34.199	33.684	22.952	28.810	265.4	4	1:54.978	32.683	32.318	21.901	28.076	270.7	
5	2:00.003	33.890	34.103	23.066	28.944	264.1	5	1:59.550	36.514	32.818	21.995	28.223	272.7	
6	1:59.080	33.922	33.453	22.985	<b>28.720</b>	264.7	6	1:54.766	32.539	32.161	21.935	28.131	270.0	
							7	1:55.032	32.661	32.333	21.948	28.090	270.0	
							8	2:04.747 B	33.862	33.087	22.697	35.101	263.4	
							9	11:44.981	...	33.013	23.408	29.119	264.1	





## Moto2

### FIM CEV Repsol MotorLand Aragón

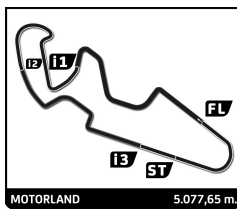
#### Qualifying Practice 1

### Sector Analysis

— Invalidated Lap    ■ Personal Best    ■ Session Best    B Crossing the pit lane

Lap	Time	Sector 1	Sector 2	Sector 3	Sector 4	T.Spd	Lap	Time	Sector 1	Sector 2	Sector 3	Sector 4	T.Spd		
10	1:55.092	32.779	32.357	21.982	27.974	271.4	13	1:54.856	32.494	32.299	22.001	28.062	268.7		
11	1:54.755	32.518	32.141	21.983	28.113	274.8	<b>32</b> MCKINLEY KYLE FERNANDO PAZ VR46 MASTER CAMP TEAM PHL KALEX	1	2:06.628	41.211	33.879	23.119	28.419	268.0	
12	<b>1:54.544</b>	32.520	32.150	21.856	28.018	270.7		2	1:57.828	33.896	32.963	22.672	28.297	269.3	
13	1:54.848	32.635	<b>32.099</b>	22.041	28.073	270.7		3	1:57.275	33.414	32.863	22.773	28.225	268.0	
14	1:54.911	32.582	32.187	21.985	28.157	266.7		4	1:56.830	33.219	32.882	22.520	28.209	270.7	
15	1:54.734	32.518	32.194	21.921	28.101	270.0		5	2:18.992 B	35.389	43.803	23.174	36.626	266.7	
<b>19</b> ALEIX VIU PERTAMINA MANDALIKA SAG S ESP KALEX	1	2:38.866	1:13.409	33.077	22.902	29.478		262.1	6	8:17.640	6:46.124	36.100	24.715	30.701	251.2
	2	1:58.357	32.907	32.674	24.661	28.115		266.7	7	2:04.028	33.671	35.491	23.458	31.408	257.1
	3	1:54.970	32.643	32.236	22.168	27.923		272.0	8	1:57.304	33.744	33.026	22.396	<b>28.138</b>	271.4
	4	1:59.690	32.841	33.199	23.164	30.486		218.6	9	1:58.312	34.054	33.465	22.543	28.250	271.4
	5	1:55.124	32.759	32.369	22.089	<b>27.907</b>		272.7	10	1:57.132	33.343	32.717	22.561	28.511	270.7
	6	1:55.725	32.713	32.364	22.597	28.051		270.7	11	2:15.912 B	42.127	33.213	22.887	37.685	222.2
	7	1:56.175	32.792	32.326	22.064	28.993		272.0	12	4:29.929	3:00.129	36.420	22.993	30.387	263.4
	8	1:55.055	32.693	32.235	22.099	28.028		269.3	13	1:57.019	33.608	32.559	22.312	28.540	270.7
	9	2:11.275 B	35.012	34.263	23.832	38.168		260.2	14	1:56.301	33.119	32.593	22.368	28.221	270.0
	10	7:28.007	6:05.251	32.516	22.170	28.070		268.7	15	<b>1:56.072</b>	<b>33.055</b>	<b>32.502</b>	<b>22.281</b>	28.234	268.7
	11	1:54.661	32.680	<b>32.119</b>	<b>21.924</b>	27.938		271.4	16	2:22.899	39.918	42.551	24.217	36.213	177.6
	12	<b>1:54.624</b>	<b>32.597</b>	32.146	21.926	27.955	270.7	<b>35</b> SAM WILFORD AGR TEAM GBR KALEX	1	2:02.588	38.086	33.405	22.849	28.248	270.0
	13	2:09.510 B	34.919	33.909	23.098	37.584	265.4		2	1:56.284	33.168	32.599	22.247	28.270	270.7
	14	6:24.613	4:45.427	34.467	23.490	41.229	228.8		3	1:55.402	32.750	32.457	22.222	27.973	272.7
	15	2:01.094	32.718	32.593	27.005	28.778	264.7		4	2:05.035 B	32.678	32.576	22.462	37.319	208.5
<b>21</b> ALONSO LÓPEZ BOSCOSCURO TEAM CIATTI ESP BOSCOSCURO	1	1:58.628	34.242	33.785	22.342	28.259	267.3		5	5:52.285	4:28.735	32.855	22.388	28.307	272.7
	2	1:54.419	32.560	32.080	21.848	27.931	271.4		6	1:55.578	32.832	32.409	22.236	28.101	272.7
	3	1:53.831	32.100	<b>31.794</b>	22.059	27.878	272.0		7	1:58.470	33.221	33.877	22.735	28.637	270.0
	4	2:07.558	34.796	40.664	23.731	28.367	271.4		8	1:56.106	33.039	32.562	22.274	28.231	270.0
	5	1:54.879	32.186	31.993	21.657	29.043	274.8		9	2:06.532 B	35.496	34.129	23.210	33.697	261.5
	6	1:57.561	33.251	33.613	22.654	28.043	274.8		10	11:41.860	...	33.192	22.898	32.941	246.6
	7	1:54.073	32.272	32.126	21.754	27.921	271.4		11	<b>1:54.677</b>	32.460	32.267	<b>21.985</b>	<b>27.965</b>	271.4
	8	2:13.105 B	34.198	34.198	24.915	39.794	251.2		12	1:55.003	<b>32.376</b>	<b>32.244</b>	22.230	28.153	270.0
	9	12:47.595	...	33.285	22.786	31.853	212.6		13	1:59.812	34.687	33.860	22.866	28.399	267.3
	10	<b>1:53.204</b>	32.058	31.845	<b>21.535</b>	<b>27.766</b>	271.4		14	2:08.792 B	32.769	33.933	24.025	38.065	252.9
	11	1:53.289	31.977	31.795	21.728	27.789	273.4	<b>36</b> SANDER KROEZE EASYPACE TEAM NLD YAMAHA	1	2:11.325	44.625	34.083	23.483	29.134	259.6
	12	1:53.391	<b>31.931</b>	31.842	21.637	27.981	272.0		2	1:57.919	33.605	32.970	22.491	28.853	262.1
	13	2:00.126	34.869	32.929	22.635	29.693	242.7		3	1:57.335	33.155	33.062	22.404	28.714	263.4
	14	1:53.955	32.205	31.973	21.756	28.021	276.9		4	1:57.550	33.178	32.915	22.660	28.797	262.8
	15	1:59.017	32.269	32.000	26.461	28.287	271.4		5	2:05.938 B	35.051	33.372	22.882	34.633	258.4
<b>23</b> TAIGA HADA AGR TEAM JPN KALEX	1	2:05.012	38.575	34.742	23.307	28.388	267.3		6	9:54.499	8:29.165	33.692	22.517	29.125	257.1
	2	1:55.933	32.742	32.878	22.192	28.121	270.7		7	1:58.009	33.527	33.068	22.473	28.941	258.4
	3	<b>1:54.643</b>	<b>32.407</b>	<b>32.212</b>	22.005	<b>28.019</b>	272.0		8	1:58.137	33.455	33.160	22.431	29.091	260.2
	4	2:03.765 B	32.447	32.585	22.544	36.189	269.3		9	2:05.771 B	34.269	33.744	23.182	34.576	257.1
	5	5:51.942	4:28.465	32.856	22.307	28.314	269.3		10	7:23.571	5:54.107	33.689	23.037	32.738	224.1
	6	1:55.769	32.857	32.441	22.180	28.291	269.3		11	1:56.844	33.176	32.759	22.328	<b>28.581</b>	262.8
	7	1:58.444	33.660	33.181	22.881	28.722	267.3		12	2:01.139	<b>33.109</b>	<b>32.601</b>	25.674	29.755	256.5
	8	2:02.202 B	32.864	32.597	22.243	34.498	246.6		13	<b>1:56.796</b>	33.123	32.689	<b>22.178</b>	28.806	260.2
	9	13:41.427	...	33.319	25.432	28.945	264.7	14	2:13.626 B	39.667	33.128	23.401	37.430	215.1	
	10	1:54.998	32.652	32.302	21.982	28.062	268.0	<b>40</b> FEDERICO MENOZZI FAU55 TEY RACING ITA YAMAHA	1	2:06.628	41.211	33.879	23.119	28.419	268.0
	11	1:54.887	32.507	32.305	<b>21.968</b>	28.107	269.3		2	1:57.828	33.896	32.963	22.672	28.297	269.3
	12	1:55.693	32.659	32.634	22.085	28.315	268.0								





# Moto2 FIM CEV Repsol MotorLand Aragón Qualifying Practice 1

## Sector Analysis

— Invalidated Lap   ■ Personal Best   ■ Session Best   B Crossing the pit lane

Lap	Time	Sector 1	Sector 2	Sector 3	Sector 4	T.Sp'd	Lap	Time	Sector 1	Sector 2	Sector 3	Sector 4	T.Sp'd
1	4:04.130	2:22.724	37.676	25.078	38.652	229.8	15	1:57.203	33.041	32.911	22.147	29.104	255.9
2	2:20.311	43.218	35.656	30.531	30.906	243.2	<b>52</b> <b>JOREL BOERBOOM</b> <span style="float: right;">NLD</span>						
3	2:23.873 B	36.627	35.506	24.064	47.676	221.8	BOERBOOM RACING <span style="float: right;">KALEX</span>						
4	20:41.341	...	36.106	24.401	30.885	243.8	1	2:15.241	46.714	35.094	23.700	29.733	264.7
5	<b>2:06.308</b>	36.363	35.432	<b>23.872</b>	<b>30.641</b>	243.2	2	2:02.211	34.976	34.248	23.243	29.744	262.1
6	2:24.897	35.862	<b>34.664</b>	30.453	43.918	245.5	3	<u>2:01.715</u>	34.681	34.009	23.294	29.731	265.4
7	2:08.652	<b>35.723</b>	34.883	27.234	30.812	244.9	4	2:12.294 B	35.106	35.027	23.739	38.422	264.1
8	2:35.328 B	36.210	35.474	37.415	46.229	210.1	5	14:04.729	...	34.090	<b>23.114</b>	<b>29.255</b>	265.4
<b>44</b> <b>KEVIN ORGIS</b> <span style="float: right;">DEU</span>							6	2:06.128	<b>34.250</b>	<b>33.560</b>	28.748	29.570	263.4
AVINTIA SPONSORAMA JUNIOR <span style="float: right;">YAMAHA</span>							7	<b>2:01.100</b>	34.564	33.879	23.168	29.489	264.7
1	2:07.957	41.569	34.099	23.294	28.995	258.4	8	2:03.555	36.441	34.227	23.374	29.513	267.3
2	1:58.340	33.652	33.283	22.636	<b>28.769</b>	259.6	9	2:01.937	34.766	34.456	23.214	29.501	264.7
3	1:58.411	33.497	33.137	22.388	29.389	258.4	10	2:20.689 B	41.763	34.533	26.103	38.290	263.4
4	<b>1:57.870</b>	33.434	33.062	22.496	28.878	259.0	<b>54</b> <b>FERMÍN ALDEGUER</b> <span style="float: right;">ESP</span>						
5	2:05.373 B	33.397	33.240	22.737	35.999	260.2	BOSCOSCURO TEAM CIATTI <span style="float: right;">BOSCOSCURO</span>						
6	12:27.175	...	34.304	22.717	29.375	254.1	1	3:56.416	2:13.982	39.315	26.243	36.876	221.8
7	1:58.458	33.618	33.283	22.421	29.136	256.5	2	1:55.478	32.922	32.303	22.117	28.136	274.1
8	1:58.347	33.417	33.108	22.462	29.360	250.0	3	1:54.078	32.323	<b>31.905</b>	21.904	<b>27.946</b>	269.3
9	1:57.984	<b>33.378</b>	<b>33.050</b>	<b>22.375</b>	29.181	260.2	4	<b>1:53.825</b>	32.239	31.987	<b>21.601</b>	27.998	271.4
10	2:07.887 B	34.050	34.180	23.573	36.084	255.9	5	2:12.940	41.329	40.225	23.298	28.088	273.4
11	8:49.895	7:21.963	35.477	22.926	29.529	255.3	6	1:54.417	<b>32.177</b>	31.965	21.674	28.601	275.5
12	2:07.325 B	34.285	33.783	23.373	35.884	259.0	7	2:02.532	34.797	36.176	23.049	28.510	271.4
<b>45</b> <b>LEON ORGIS</b> <span style="float: right;">DEU</span>							8	2:02.819 B	32.385	32.549	22.912	34.973	275.5
AVINTIA SPONSORAMA JUNIOR <span style="float: right;">YAMAHA</span>							9	<u>12:00.586</u>	...	34.273	22.532	28.233	270.0
1	2:07.590	41.351	34.094	23.019	29.126	258.4	10	3:51.990	2:20.838	36.989	24.604	29.559	266.0
2	1:57.955	33.555	33.108	22.494	28.798	260.9	11	2:16.748 B	39.204	34.676	25.051	37.817	248.8
3	1:58.164	33.583	33.091	22.654	28.836	260.9	<b>55</b> <b>ALEX TOLEDO</b> <span style="float: right;">ESP</span>						
4	<u>2:01.246</u>	33.717	35.038	23.572	28.919	262.1	EASYPACE TEAM <span style="float: right;">KALEX</span>						
5	1:57.933	33.468	33.164	22.461	28.840	261.5	1	2:04.290	38.919	34.160	22.534	28.677	266.7
6	2:10.108 B	36.348	34.526	23.597	35.637	254.7	2	1:57.214	33.244	33.050	22.540	<b>28.380</b>	272.7
7	10:23.260	8:57.476	34.020	22.826	28.938	259.6	3	1:56.751	33.038	32.915	22.304	28.494	270.0
8	1:58.263	33.945	32.928	22.292	29.098	259.6	4	1:56.769	33.132	32.910	22.282	28.445	272.0
9	<b>1:57.225</b>	33.356	<b>32.800</b>	22.280	<b>28.789</b>	264.1	5	1:56.511	32.978	32.751	22.252	28.530	270.7
10	1:57.321	<b>33.311</b>	32.907	22.284	28.819	259.6	6	2:06.350 B	33.151	33.140	22.676	37.383	272.0
11	2:06.353 B	33.446	33.149	22.242	37.516	257.8	7	11:40.437	...	34.509	22.855	28.891	268.0
12	6:56.436	5:31.189	33.453	22.630	29.164	256.5	8	2:03.807 B	33.803	33.237	22.640	34.127	268.0
13	1:57.818	33.518	33.137	<b>22.239</b>	28.924	259.0	9	12:34.195	...	34.408	23.509	40.742	223.6
14	1:57.617	33.470	32.914	22.273	28.960	258.4	10	<b>1:56.209</b>	<b>32.917</b>	<b>32.672</b>	<b>22.234</b>	28.386	268.0
<b>50</b> <b>ONDREJ VOSTATEK</b> <span style="float: right;">CZE</span>							<b>70</b> <b>TAKESHI ISHIZUKA</b> <span style="float: right;">JPN</span>						
FAU55 TEY RACING <span style="float: right;">YAMAHA</span>							EASYPACE TEAM <span style="float: right;">KALEX</span>						
1	3:47.948	2:13.284	37.234	23.733	33.697	202.6	1	2:10.680	44.208	34.193	23.559	28.720	270.7
2	1:58.027	33.461	33.202	22.165	29.199	254.7	2	1:57.404	33.666	32.856	22.578	28.304	273.4
3	1:58.282	33.310	33.346	22.609	29.017	255.9	3	1:57.631	33.279	33.503	22.523	28.326	268.7
4	1:58.214	33.337	33.366	22.322	29.189	257.1	4	1:56.478	33.223	32.621	22.499	<b>28.135</b>	272.7
5	<u>2:04.321</u>	36.111	36.455	22.588	29.167	254.7	5	2:04.188 B	33.281	32.672	22.931	35.304	271.4
6	1:57.374	33.226	32.932	22.136	29.080	256.5	6	8:28.330	7:03.067	33.621	22.955	28.687	266.7
7	1:57.386	33.212	32.932	22.228	29.014	256.5	7	2:09.815 B	33.592	35.884	23.385	36.954	264.1
8	2:06.286 B	34.234	33.327	22.520	36.205	245.5	8	9:09.516	7:42.036	33.779	23.016	30.685	260.9
9	12:06.430	...	34.879	22.675	29.035	260.9	9	1:57.619	34.074	32.774	22.505	28.266	273.4
10	<b>1:56.802</b>	<b>33.000</b>	32.859	<b>21.929</b>	29.014	255.9	10	<b>1:56.289</b>	33.122	32.591	<b>22.380</b>	28.196	275.5
11	1:57.218	33.177	<b>32.844</b>	22.020	29.177	258.4	11	2:11.848 B	40.725	32.986	23.205	34.932	256.5
12	1:56.916	33.026	32.885	22.013	28.992	255.9	12	2:18.090	52.511	34.425	22.708	28.446	270.7
13	1:57.081	33.182	32.879	22.083	<b>28.937</b>	260.2	13	1:56.559	<b>33.059</b>	<b>32.567</b>	22.516	28.417	269.3
14	1:57.114	33.113	32.865	22.108	29.028	255.3							

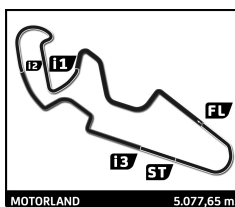




24 - 25 July

MOTORLAND ARAGÓN

FIM CEV REPSOL 2021



## Moto2

### FIM CEV Repsol MotorLand Aragón

### Qualifying Practice 1

## Sector Analysis

— Invalidated Lap

■ Personal Best

■ Session Best

B Crossing the pit lane

Lap	Time	Sector 1	Sector 2	Sector 3	Sector 4	T.Spd	Lap	Time	Sector 1	Sector 2	Sector 3	Sector 4	T.Spd
<b>74</b>	<b>PIOTR BIESIEKIRSKI</b> POL												
	PERTAMINA MANDALIKA SAG S							KALEX					
1	2:36.404	1:11.997	33.447	22.447	28.513	266.0							
2	1:56.671	33.463	32.500	22.421	28.287	267.3							
3	1:55.935	33.128	32.440	22.066	28.301	268.0							
4	2:18.714 B	38.566	36.489	23.065	40.594	258.4							
5	6:21.817	4:58.046	32.813	22.322	28.636	260.9							
6	1:56.217	33.109	32.564	22.128	28.416	266.0							
7	1:55.936	33.107	32.456	22.098	28.275	267.3							
8	1:56.084	33.074	32.555	22.053	28.402	267.3							
9	1:55.979	32.951	32.530	22.194	28.304	268.0							
10	2:06.943 B	34.220	34.558	23.241	34.924	266.7							
11	8:16.409	6:52.768	32.937	22.200	28.504	266.7							
12	1:55.895	33.178	32.440	22.105	<b>28.172</b>	268.0							
13	<b>1:55.390</b>	32.858	<b>32.284</b>	22.066	28.182	268.0							
14	1:55.400	<b>32.805</b>	32.416	<b>22.001</b>	28.178	267.3							
15	1:55.535	32.826	32.299	22.017	28.393	267.3							
<b>88</b>	<b>NICOLAS CHRIS CZYBA</b> DEU												
	H43 ESCUDERIAS							YAMAHA					
1	2:23.165	55.375	34.692	23.414	29.684	255.3							
2	2:00.850	34.452	33.807	23.092	29.499	256.5							
3	2:11.149	35.347	34.785	31.448	29.569	257.8							
4	2:00.158	34.141	33.608	23.047	29.362	259.0							
5	1:59.876	34.088	33.638	22.864	29.286	255.9							
6	1:59.513	33.860	<b>33.308</b>	22.955	29.390	257.1							
7	2:11.951 B	35.644	34.841	25.095	36.371	255.9							
8	9:38.866	8:11.405	34.562	23.387	29.512	254.7							
9	1:59.231	33.861	33.499	22.729	<b>29.142</b>	256.5							
10	2:03.294	36.904	34.121	22.965	29.304	257.1							
11	1:59.904	33.995	33.730	22.653	29.526	257.8							
12	2:07.860 B	34.819	33.975	23.019	36.047	256.5							
13	4:08.222	2:42.414	33.615	22.964	29.229	257.8							
14	<b>1:58.920</b>	<b>33.694</b>	33.409	<b>22.649</b>	29.168	258.4							
15	1:59.075	33.709	33.377	22.726	29.263	258.4							

