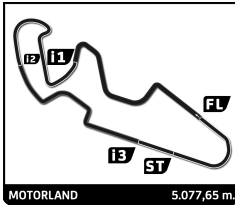




24 - 25 July

MOTORLAND ARAGÓN

FIM CEV REPSOL 2021



Hawkers ETC

FIM CEV Repsol MotorLand Aragón

Gr B Qualifying Practice 2

Classification

No	Rider	Nat	Team	Bike	Tires	Cl.	Time	Lap Total	Gap	Kph
1	44 HUGO MILLAN GRACIA	ESP	CUNA DE CAMPEONES	HONDA			2:02.086	4 4	-	149.7
2	54 ALBERTO FERRÁNDEZ	ESP	MT-FOUNDATION 77	HONDA			2:02.669	3 14	+0.583	149.0
3	18 ANGEL PIQUERAS	ESP	ESTRELLA GALICIA 0,0	HONDA			2:02.798	12 13	+0.712	148.8
4	78 JOEL ESTEBAN	ESP	IGAX TEAM	HONDA			2:03.255	16 16	+1.169	148.3
5	31 ROBERTO GARCIA	ESP	AVATEL - CARDOSO RACING	HONDA			2:03.260	3 14	+1.174	148.3
6	47 EDOARDO MICHELE BOGGIO	ITA	ASPAR TEAM	HONDA			2:03.440	12 12	+1.354	148.1
7	12 JACOB ROULSTONE	AUS	LEOPARD IMPALA JUNIOR	HONDA			2:03.511	12 15	+1.425	148.0
8	93 GUIDO PINI	ITA	AC RACING TEAM	HONDA			2:03.779	15 15	+1.693	147.7
9	28 MÁXIMO MARTÍNEZ	ESP	TEAM HONDA LAGLISSE	HONDA			2:03.846	2 10	+1.760	147.6
10	4 MILAN LEON PAWELEC	POL	JCIK JUNIOR RACING TEAM	HONDA			2:04.205	2 12	+2.119	147.2
11	81 CÉSAR PARRILLA	ESP	FAU55 TEY RACING	HONDA			2:04.397	3 12	+2.311	146.9
12	36 SHARUL EZWAN MOHD SHARMYS		LIQUI MOLY INTACT SIC RAC	HONDA			2:04.444	9 13	+2.358	146.9
13	17 TORIN COLLINS	CAN	TEAM MTA	HONDA			2:04.490	14 14	+2.404	146.8
14	87 ALEX GOURDON	FRA	LEOPARD IMPALA JUNIOR	HONDA			2:04.875	11 11	+2.789	146.4
15	73 GONÇALO RIBEIRO	POR	LOUSAESTRADAS	HONDA			2:04.904	3 15	+2.818	146.3
16	62 BLAI TRIAS	ESP	ARTBOX	HONDA			2:04.922	3 8	+2.836	146.3
17	37 COREY TINKER	GBR	SIC58 SQUADRA CORSE	HONDA			2:05.663	14 15	+3.577	145.4
18	21 RUCHÉ MOODLEY	RSA	FIFTY MOTORSPORT	HONDA			2:05.905	7 14	+3.819	145.2
19	88 CLÉMENT GIABBANI	FRA	EQUIPE DE FRANCE FFM	HONDA			2:05.975	3 14	+3.889	145.1
20	84 THÉO GOURDON	FRA	LEOPARD IMPALA JUNIOR	HONDA			2:06.107	3 15	+4.021	144.9
21	35 MATTHEW RUISBROEK	NLD	BRACKET	HONDA			2:06.350	4 13	+4.264	144.7
22	77 LÉANDRO QUINTANS SANS	FRA	FIRST BIKE ACADEMY	HONDA			2:06.653	4 16	+4.567	144.3
23	8 EMIL KOLLGREN	SWE	NORDGREN RACING	HONDA			2:07.378	7 15	+5.292	143.5

Fastest Lap: Lap 4 | HUGO MILLAN GRACIA | 2:02.086 | 149.7 Kph

Published at:

Track Status: **DRY**

Race Director:

Timekeeper:

Alberto Estébanez

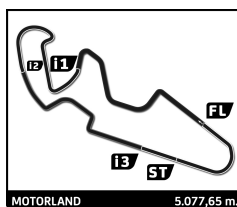




24 - 25 July

MOTORLAND ARAGÓN

FIM CEV REPSOL 2021



Hawkers ETC

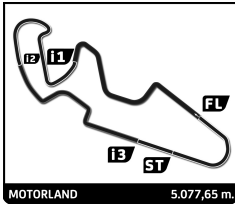
FIM CEV Repsol MotorLand Aragón

Gr B Qualifying Practice 2

Best Sector Times

Sector 1			Sector 2			Sector 3			Sector 4			Pos	No	Ideal Lap	Best Lap		
Pos	No	Rider	Time	No	Rider	Time	No	Rider	Time	No	Rider						Time
1	54	A.FERRÁNDEZ	34.270	44	H.MILLAN GRACIA	33.661	44	H.MILLAN GRACIA	22.208	31	R.GARCIA	31.344	1	44	2:01.611	2:02.086	(1)
2	44	H.MILLAN GRACIA	34.306	31	R.GARCIA	34.064	18	A.PIQUERAS	22.371	44	H.MILLAN GRACIA	31.436	2	54	2:02.341	2:02.669	(2)
3	18	A.PIQUERAS	34.324	54	A.FERRÁNDEZ	34.096	54	A.FERRÁNDEZ	22.434	12	J.ROULSTONE	31.491	3	31	2:02.603	2:03.260	(5)
4	28	M.MARTÍNEZ	34.439	18	A.PIQUERAS	34.154	31	R.GARCIA	22.528	54	A.FERRÁNDEZ	31.541	4	18	2:02.661	2:02.798	(3)
5	12	J.ROULSTONE	34.474	47	E.BOGGIO	34.162	93	G.PINI	22.534	78	J.ESTEBAN	31.611	5	12	2:02.951	2:03.511	(7)
6	47	E.BOGGIO	34.478	93	G.PINI	34.267	17	T.COLLINS	22.608	28	M.MARTÍNEZ	31.717	6	78	2:03.112	2:03.255	(4)
7	78	J.ESTEBAN	34.542	28	M.MARTÍNEZ	34.285	81	C.PARRILLA	22.635	87	A.GOURDON	31.724	7	47	2:03.254	2:03.440	(6)
8	31	R.GARCIA	34.667	78	J.ESTEBAN	34.303	78	J.ESTEBAN	22.656	36	S.MOHD SHARIL	31.775	8	28	2:03.258	2:03.846	(9)
9	81	C.PARRILLA	34.742	12	J.ROULSTONE	34.325	4	M.PAWELEC	22.659	18	A.PIQUERAS	31.812	9	93	2:03.499	2:03.779	(8)
10	73	G.RIBEIRO	34.777	81	C.PARRILLA	34.340	12	J.ROULSTONE	22.661	93	G.PINI	31.839	10	36	2:03.904	2:04.444	(12)
11	4	M.PAWELEC	34.801	36	S.MOHD SHARIL	34.443	47	E.BOGGIO	22.762	47	E.BOGGIO	31.852	11	81	2:03.945	2:04.397	(11)
12	36	S.MOHD SHARIL	34.839	87	A.GOURDON	34.516	28	M.MARTÍNEZ	22.817	62	B.TRIAS	31.951	12	4	2:03.989	2:04.205	(10)
13	93	G.PINI	34.859	4	M.PAWELEC	34.524	36	S.MOHD SHARIL	22.847	73	G.RIBEIRO	31.992	13	87	2:04.279	2:04.875	(14)
14	62	B.TRIAS	34.952	62	B.TRIAS	34.559	87	A.GOURDON	22.872	4	M.PAWELEC	32.005	14	17	2:04.353	2:04.490	(13)
15	17	T.COLLINS	34.953	73	G.RIBEIRO	34.601	84	T.GOURDON	22.953	17	T.COLLINS	32.089	15	73	2:04.404	2:04.904	(15)
16	87	A.GOURDON	35.167	17	T.COLLINS	34.703	37	C.TINKER	23.021	21	R.MOODLEY	32.140	16	62	2:04.534	2:04.922	(16)
17	37	C.TINKER	35.250	37	C.TINKER	34.750	73	G.RIBEIRO	23.034	37	C.TINKER	32.206	17	37	2:05.227	2:05.663	(17)
18	21	R.MOODLEY	35.268	84	T.GOURDON	34.768	21	R.MOODLEY	23.052	81	C.PARRILLA	32.228	18	84	2:05.410	2:06.107	(20)
19	84	T.GOURDON	35.284	88	C.GIABBANI	34.879	62	B.TRIAS	23.072	88	C.GIABBANI	32.259	19	21	2:05.440	2:05.905	(18)
20	88	C.GIABBANI	35.328	21	R.MOODLEY	34.980	35	M.RUISBROEK	23.237	35	M.RUISBROEK	32.309	20	88	2:05.862	2:05.975	(19)
21	77	L.QUINTANS SANS	35.613	77	L.QUINTANS SANS	35.007	88	C.GIABBANI	23.396	77	L.QUINTANS SANS	32.355	21	35	2:06.232	2:06.350	(21)
22	35	M.RUISBROEK	35.651	35	M.RUISBROEK	35.035	8	E.KOLLGREN	23.448	84	T.GOURDON	32.405	22	77	2:06.530	2:06.653	(22)
23	8	E.KOLLGREN	35.688	8	E.KOLLGREN	35.306	77	L.QUINTANS SANS	23.555	8	E.KOLLGREN	32.513	23	8	2:06.955	2:07.378	(23)





Hawkers ETC

FIM CEV Repsol MotorLand Aragón

Gr B Qualifying Practice 2

Best Top Speed

No Rider	Team	Class	Top 1		Top 2		Top 3		Top 4		Top 5		Avg
			Kph	Lap	Kph	Lap	Kph	Lap	Kph	Lap	Kph	Lap	
36	SHARUL EZWAN MOHD SHAFIQ	LIQUI MOLY INTACT SIC RAC	221.3	10	220.0	7	219.5	11	218.2	9	216.4	13	219,1
78	JOEL ESTEBAN	IGAX TEAM	221.3	16	220.4	7	217.3	15	217.3	4	215.6	13	218,4
87	ALEX GOURDON	LEOPARD IMPALA JUNIOR	221.3	9	216.9	11	216.9	4	214.7	3	213.0	8	216,6
73	GONÇALO RIBEIRO	LOUSAESTRADAS	220.9	14	216.9	3	216.4	13	215.6	11	213.4	9	216,6
47	EDOARDO MICHELE BOGANO	ASPAR TEAM	220.4	4	213.0	3	212.2	6	211.4	2	210.9	12	213,6
4	MILAN LEON PAWELEC	JCIK JUNIOR RACING TEAM	220.0	6	218.6	5	216.4	10	213.4	2	211.8	12	216,0
54	ALBERTO FERRÁNDEZ	MT-FOUNDATION 77	220.0	3	219.1	7	213.0	14	213.0	5	212.6	11	215,5
93	GUIDO PINI	AC RACING TEAM	220.0	9	219.1	7	218.6	11	217.7	4	214.7	15	218,0
12	JACOB ROULSTONE	LEOPARD IMPALA JUNIOR	219.5	13	217.7	4	216.0	3	212.2	15	211.8	12	215,4
21	RUCHÉ MOODLEY	FIFTY MOTORSPORT	219.5	12	217.7	14	217.7	13	215.6	8	215.1	11	217,1
62	BLAI TRIAS	ARTBOX	219.1	3	218.2	2	215.6	4	211.4	7	208.9	5	214,6
31	ROBERTO GARCIA	AVATEL - CARDOSO RACING	218.2	11	216.4	4	214.7	10	213.0	2	212.2	12	214,9
81	CÉSAR PARRILLA	FAU55 TEY RACING	217.7	12	216.9	3	215.1	4	213.4	10	213.0	11	215,2
88	CLÉMENT GIABBANI	EQUIPE DE FRANCE FFM	217.7	13	217.7	3	216.9	2	216.0	14	216.0	6	216,9
17	TORIN COLLINS	TEAM MTA	217.3	14	215.6	12	213.9	1	213.4	6	212.6	5	214,6
28	MÁXIMO MARTÍNEZ	TEAM HONDA LAGLISSE	217.3	4	216.9	6	216.9	2	213.9	3	213.4	10	215,7
18	ANGEL PIQUERAS	ESTRELLA GALICIA 0,0	216.0	3	215.1	12	214.7	9	214.3	6	213.4	10	214,7
37	COREY TINKER	SIC58 SQUADRA CORSE	215.6	3	211.4	4	210.9	2	210.5	11	210.1	15	211,7
44	HUGO MILLAN GRACIA	CUNA DE CAMPEONES	215.6	2	211.4	4	208.9	3	206.1	1			210,5
8	EMIL KOLLGREN	NORDGREN RACING	214.7	3	213.4	4	213.0	6	212.2	11	211.8	7	213,0
77	LÉANDRO QUINTANS SANFELIX	FIRST BIKE ACADEMY	214.3	16	213.9	10	213.9	3	213.0	2	212.6	7	213,5
84	THÉO GOURDON	LEOPARD IMPALA JUNIOR	212.2	3	208.9	15	208.1	7	206.9	11	206.5	14	208,5
35	MATTHEW RUISBROEK	BRACKET	211.8	3	211.4	5	211.4	2	210.5	1	209.7	4	211,0





Moto3 JUNIORS
WORLD CHAMPIONSHIP

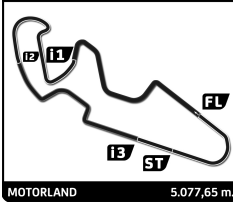
Moto2
EUROPEAN CHAMPIONSHIP

HAWKERS EUROPEAN
Talent Cup

24 - 25 July

MOTORLAND ARAGÓN

FIM CEV REPSOL 2021



Hawkers ETC


FIM CEV Repsol MotorLand Aragón

Gr B Qualifying Practice 2

Fastest Lap Sequence

Elapsed	No Rider	Team	Bike	Class	Time	Kph	Lap
4:29.755	36 SHARUL EZWAN MOHD SHARIL	LIQUI MOLY INTACT SIC RAC	HONDA		2:06.684	144.3	2
4:35.322	17 TORIN COLLINS	TEAM MTA	HONDA		2:06.374	144.6	2
4:38.295	81 CÉSAR PARRILLA	FAU55 TEY RACING	HONDA		2:05.279	145.9	2
4:44.404	54 ALBERTO FERRÁNDEZ	MT-FOUNDATION 77	HONDA		2:03.921	147.5	2
4:48.975	31 ROBERTO GARCIA	AVATEL - CARDOSO RACING	HONDA		2:03.658	147.8	2
6:47.073	54 ALBERTO FERRÁNDEZ	MT-FOUNDATION 77	HONDA		2:02.669	149.0	3
36:24.036	44 HUGO MILLAN GRACIA	CUNA DE CAMPEONES	HONDA		2:02.140	149.6	2
40:28.700	44 HUGO MILLAN GRACIA	CUNA DE CAMPEONES	HONDA		2:02.086	149.7	4





Hawkers ETC

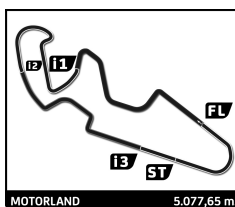
FIM CEV Repsol MotorLand Aragón

Gr B Qualifying Practice 2

Sector Analysis

Lap	Time	Sector 1	Sector 2	Sector 3	Sector 4	T.Spd	Lap	Time	Sector 1	Sector 2	Sector 3	Sector 4	T.Spd
4 MILAN LEON PAWELEC POL							4 2:09.740 36.156 38.269 22.850 32.465 211.4						
JCIK JUNIOR RACING TEAM HONDA							5 2:13.180 35.250 41.660 23.284 32.986 212.6						
1	6:45.579	5:12.941	35.235	24.625	32.778	208.5	6	2:14.017 B	35.427	35.226	23.182	40.182	213.4
2	2:04.205	34.959	34.524	22.659	32.063	213.4	7	6:08.957	4:38.321	34.977	22.986	32.673	208.5
3	2:05.602	35.526	34.800	22.872	32.404	208.1	8	2:06.457	35.490	35.004	23.249	32.714	206.9
4	2:09.656	35.530	36.551	23.878	33.697	206.1	9	2:06.765	35.600	35.408	23.198	32.559	210.9
5	2:19.516 B	36.296	41.510	23.185	38.525	218.6	10	2:05.442	35.140	34.808	22.875	32.619	210.5
6	12:29.805	...	35.016	22.800	32.005	220.0	11	2:14.843 B	35.689	35.570	23.381	40.203	172.5
7	2:05.318	35.054	35.086	22.851	32.327	210.5	12	8:22.131	6:44.215	41.031	24.484	32.401	215.6
8	2:04.780	34.801	34.671	22.876	32.432	207.7	13	2:05.878	34.953	35.272	23.231	32.422	210.1
9	2:09.771	35.522	36.414	24.178	33.657	201.5	14	2:04.490	35.090	34.703	22.608	32.089	217.3
10	2:09.771	37.450	34.912	23.963	33.446	216.4	18 ANGEL PIQUERAS ESP						
11	2:08.314	34.977	36.301	23.987	33.049	206.5	ESTRELLA GALICIA 0,0 HONDA						
12	2:05.415	34.875	34.625	23.302	32.613	211.8	1	4:43.862	3:10.175	37.125	23.431	33.131	209.7
8 EMIL KOLLGREN SWE							2 2:04.353 35.055 34.306 23.062 31.930 213.4						
NORDGREN RACING HONDA							3 2:03.374 34.667 34.264 22.489 31.954 216.0						
1	2:33.502	56.622	39.789	23.936	33.155	206.1	4	2:15.287	34.874	44.670	23.386	32.357	208.9
2	2:07.865	36.032	35.631	23.575	32.627	210.1	5	2:09.024	35.296	35.982	23.832	33.914	204.2
3	2:08.236	35.815	35.433	24.087	32.901	214.7	6	2:03.473	34.758	34.311	22.592	31.812	214.3
4	2:08.766	36.064	35.523	24.329	32.850	213.4	7	2:09.491	39.098	34.706	23.296	32.391	211.8
5	2:07.959	35.981	35.633	23.737	32.608	209.7	8	2:03.538	34.702	34.154	22.382	32.300	209.7
6	2:07.823	36.066	35.771	23.473	32.513	213.0	9	2:03.190	34.542	34.302	22.480	31.866	214.7
7	2:07.378	35.688	35.306	23.519	32.865	211.8	10	2:10.188	39.053	35.108	23.337	32.690	213.4
8	2:14.761 B	36.162	35.390	23.853	39.356	211.4	11	2:03.616	34.717	34.248	22.515	32.136	210.5
9	10:12.334	8:39.883	35.949	23.456	33.046	211.4	12	2:02.798	34.324	34.161	22.371	31.942	215.1
10	2:09.050	36.997	35.723	23.448	32.882	205.3	13	2:12.123	39.510	35.634	23.248	33.731	204.9
11	2:08.434	36.146	35.816	23.649	32.823	212.2	21 RUCHÉ MOODLEY RSA						
12	2:09.596	37.573	35.907	23.478	32.638	208.1	FIFTY MOTORSPORT HONDA						
13	2:10.818	36.791	36.116	25.296	32.615	210.9	1	2:41.088	54.794	46.313	25.395	34.586	199.6
14	2:08.955	36.600	35.846	23.667	32.842	208.5	2	2:06.781	35.798	35.283	23.305	32.395	213.4
15	2:07.876	35.943	35.542	23.608	32.783	210.9	3	2:06.940	35.622	35.427	23.277	32.614	212.2
12 JACOB ROULSTONE AUS							4 2:13.027 B 35.360 35.224 23.342 39.101 209.7						
LEOPARD IMPALA JUNIOR HONDA							5 4:07.816 B 2:24.066 39.357 24.327 40.066 189.5						
1	2:44.341	1:04.075	42.108	25.595	32.563	206.9	6	10:25.538	8:53.545	36.387	23.357	32.249	213.0
2	2:04.558	34.905	34.733	22.957	31.963	209.7	7	2:05.905	35.268	34.980	23.268	32.389	213.0
3	2:03.851	35.003	34.630	22.727	31.491	216.0	8	2:06.149	35.372	35.297	23.052	32.428	215.6
4	2:03.595	34.474	34.401	23.066	31.654	217.7	9	2:06.592	35.653	35.428	23.139	32.372	213.0
5	2:11.384 B	34.801	34.950	23.103	38.530	208.9	10	2:06.386	35.401	35.364	23.095	32.526	214.7
6	6:19.427	4:47.247	35.844	23.929	32.407	209.3	11	2:11.410	36.129	39.080	23.608	32.593	215.1
7	2:04.115	34.832	34.514	22.661	32.108	208.9	12	2:06.629	35.320	35.331	23.394	32.584	219.5
8	2:04.348	34.901	34.569	22.716	32.162	209.7	13	2:06.056	35.393	35.186	23.337	32.140	217.7
9	2:04.659	34.938	34.765	22.868	32.088	208.5	14	2:06.765	35.626	35.376	23.320	32.443	217.7
10	2:18.244 B	40.621	34.834	23.377	39.412	208.5	28 MÁXIMO MARTÍNEZ ESP						
11	6:12.131	4:41.620	35.393	23.197	31.921	211.8	TEAM HONDA LAGLISSE HONDA						
12	2:03.511	34.642	34.429	22.731	31.709	211.8	1	11:08.962	9:29.509	38.777	28.356	32.320	209.7
13	2:09.645	39.421	35.211	23.279	31.734	219.5	2	2:03.846	34.439	34.660	22.830	31.917	216.9
14	2:04.822	35.084	34.673	22.997	32.068	209.3	3	2:10.821	41.172	34.907	22.892	31.850	213.9
15	2:03.585	34.528	34.325	22.680	32.052	212.2	4	2:12.224 B	34.510	34.396	24.899	38.419	217.3
17 TORIN COLLINS CAN							5 12:27.936 ... 34.990 23.018 32.119 210.9						
TEAM MTA HONDA							6 2:04.189 35.094 34.285 23.093 31.717 216.9						
1	2:28.948	53.006	40.048	23.499	32.395	213.9	7	2:11.011 B	34.912	34.687	23.541	37.871	198.5
2	2:06.374	35.502	35.012	23.548	32.312	209.7	8	2:22.917	53.365	34.310	22.817	32.425	210.5
3	2:06.484	35.450	34.825	23.279	32.930	207.3	9	2:10.084 B	34.777	34.527	23.193	37.587	210.5
							10 2:54.299 1:24.061 35.084 23.116 32.038 213.4						





Hawkers ETC

FIM CEV Repsol MotorLand Aragón

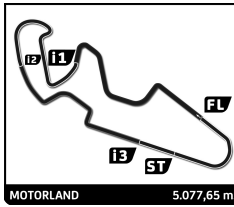
Gr B Qualifying Practice 2

Sector Analysis

— Invalidated Lap ■ Personal Best ■ Session Best B Crossing the pit lane

Lap	Time	Sector 1	Sector 2	Sector 3	Sector 4	T.Spd	Lap	Time	Sector 1	Sector 2	Sector 3	Sector 4	T.Spd
31 ROBERTO GARCIA ESP							AVATEL - CARDOSO RACING HONDA						
1	2:45.317	1:06.832	41.168	24.781	32.536	205.3	6	2:06.773	35.331	35.164	23.235	33.043	204.9
2	2:03.658	34.814	34.481	22.724	31.639	213.0	7	2:06.871	35.615	35.031	23.254	32.971	206.5
3	2:03.260	34.720	34.346	22.577	31.617	212.2	8	2:14.054 B	36.087	36.184	23.800	37.983	203.8
4	2:04.329	35.368	34.064	23.279	31.618	216.4	9	10:28.854	8:56.222	35.979	23.405	33.248	210.1
5	2:13.625 B	34.747	34.834	23.428	40.616	193.9	10	2:06.864	35.986	35.244	23.186	32.448	207.7
6	12:32.219	...	36.909	23.794	32.320	210.9	11	2:06.722	35.490	34.953	23.501	32.778	210.5
7	2:03.749	34.667	34.428	22.528	32.126	211.4	12	2:07.498	35.648	35.330	23.760	32.760	208.9
8	2:06.072	35.148	34.840	23.005	33.079	209.3	13	2:07.784	35.607	35.225	23.494	33.458	195.3
9	2:09.317	39.070	35.325	22.697	32.225	209.3	14	2:05.663	35.250	34.750	23.058	32.605	205.7
10	2:04.376	35.106	34.541	22.672	32.057	214.7	15	2:05.840	35.290	35.032	23.129	32.389	210.1
11	2:10.149	40.533	35.300	22.972	31.344	218.2							
12	2:04.647	35.440	34.388	22.999	31.820	212.2							
13	2:04.511	34.872	34.640	22.693	32.306	207.7							
14	2:10.642	34.953	40.741	22.886	32.062	211.8							
35 MATTHEW RUISBROEK NLD							BRACKET HONDA						
1	2:28.855	54.216	38.156	23.953	32.530	210.5							
2	2:07.198	35.959	35.543	23.326	32.370	211.4							
3	2:06.478	35.655	35.156	23.358	32.309	211.8							
4	2:06.350	35.651	35.064	23.240	32.395	209.7							
5	2:08.230	36.903	35.035	23.542	32.750	211.4							
6	2:07.442	35.890	35.178	23.344	33.030	206.1							
7	2:09.244	36.010	35.388	24.482	33.364	204.9							
8	2:13.733 B	35.698	35.474	23.818	38.743	207.7							
9	14:44.733	...	48.442	24.154	33.098	207.3							
10	2:07.109	35.709	35.266	23.251	32.883	205.7							
11	2:07.238	35.687	35.101	23.556	32.894	208.5							
12	2:07.856	35.872	35.436	23.494	33.054	204.2							
13	2:06.782	35.682	35.130	23.237	32.733	208.5							
36 SHARUL EZWAN MOHD SHARIL MYS							LIQUI MOLY INTACT SIC RAC HONDA						
1	2:23.071	42.837	40.762	24.923	34.549	198.2							
2	2:06.684	35.644	35.128	23.258	32.654	208.9							
3	2:13.472	37.831	37.275	24.256	34.110	195.3							
4	2:08.665	37.246	34.948	23.221	33.250	194.6							
5	2:10.548	35.176	36.398	24.883	34.091	192.5							
6	2:15.598 B	36.052	35.736	23.665	40.145	213.9							
7	14:36.623	...	35.158	22.973	31.859	220.0							
8	2:07.309	34.959	35.060	24.041	33.249	209.3							
9	2:04.444	34.839	34.681	22.847	32.077	218.2							
10	2:09.827	36.145	38.468	23.439	31.775	221.3							
11	2:07.865	35.579	34.886	24.353	33.047	219.5							
12	2:08.408	35.081	36.163	24.114	33.050	210.9							
13	2:05.310	34.938	34.443	23.632	32.297	216.4							
37 COREY TINKER GBR							SIC58 SQUADRA CORSE HONDA						
1	2:28.214	52.516	39.086	23.756	32.856	205.3							
2	2:08.202	35.730	36.633	23.479	32.360	210.9							
3	2:06.364	35.504	35.107	23.547	32.206	215.6							
4	2:06.305	35.485	35.139	23.383	32.298	211.4							
5	2:06.985	35.996	35.161	23.021	32.807	204.2							
44 HUGO MILLAN GRACIA ESP							CUNA DE CAMPEONES HONDA						
1	34:21.896	...	34.783	22.688	32.321	206.1							
2	2:02.140	34.490	33.661	22.553	31.436	215.6							
3	2:02.578	34.306	33.903	22.503	31.866	208.9							
4	2:02.086	34.344	33.711	22.208	31.823	211.4							
47 EDOARDO MICHELE BOGGIO ITA							ASPAR TEAM HONDA						
1	2:40.453	57.024	42.893	25.655	34.881	196.7							
2	2:05.369	35.404	34.691	23.210	32.064	211.4							
3	2:04.126	35.055	34.425	22.794	31.852	213.0							
4	2:04.760	35.472	34.488	22.811	31.989	220.4							
5	2:09.268	35.787	35.606	23.727	34.148	203.4							
6	2:14.326 B	35.257	35.158	23.691	40.220	212.2							
7	16:40.443	...	35.890	22.762	32.303	207.7							
8	2:09.167	36.182	37.547	23.105	32.333	210.5							
9	2:07.428	35.101	34.797	23.471	34.059	189.1							
10	2:07.179	34.625	34.774	23.539	34.241	201.1							
11	2:06.788	35.397	36.137	23.174	32.080	209.3							
12	2:03.440	34.478	34.162	22.763	32.037	210.9							
54 ALBERTO FERRÁNDEZ ESP							MT-FOUNDATION 77 HONDA						
1	2:40.483	58.947	42.202	25.492	33.842	203.4							
2	2:03.921	34.982	34.256	22.670	32.013	210.1							
3	2:02.669	34.323	34.131	22.674	31.541	220.0							
4	2:08.224	36.556	35.251	23.210	33.207	207.7							
5	2:09.232	35.023	38.414	23.498	32.297	213.0							
6	2:09.169	34.936	37.018	24.010	33.205	210.1							
7	2:09.657 B	34.761	34.300	22.904	37.692	219.1							
8	12:30.509	...	34.754	22.674	32.292	210.5							
9	2:03.392	34.635	34.290	22.434	32.033	212.2							
10	2:10.476	39.662	35.477	22.697	32.640	208.9							
11	2:08.013	34.660	38.261	23.187	31.905	212.6							
12	2:07.711	34.358	34.966	24.868	33.519	212.2							
13	2:05.752	34.507	35.883	23.206	32.156	209.3							
14	2:02.978	34.270	34.096	22.775	31.837	213.0							
62 BLAI TRIAS ESP							ARTBOX HONDA						
1	2:40.749	56.946	44.300	25.882	33.621	201.5							
2	2:05.680	35.608	34.809	23.234	32.029	218.2							
3	2:04.922	35.326	34.559	23.086	31.951	219.1							
4	2:05.910	34.991	35.078	23.764	32.077	215.6							
5	2:13.147 B	34.952	35.113	23.578	39.504	208.9							





Hawkers ETC

FIM CEV Repsol MotorLand Aragón

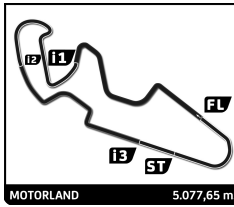
Gr B Qualifying Practice 2

Sector Analysis

— Invalidated Lap ■ Personal Best ■ Session Best B Crossing the pit lane

Lap	Time	Sector 1	Sector 2	Sector 3	Sector 4	T.Spd	Lap	Time	Sector 1	Sector 2	Sector 3	Sector 4	T.Spd					
6	6:16.506	4:43.440	36.895	23.226	32.945	206.9	15	2:05.920	34.943	35.569	23.486	31.922	217.3					
7	2:05.569	35.359	35.047	23.072	32.091	211.4	16	2:03.255	34.542	34.376	22.726	31.611	221.3					
8	19:43.665 B	...	48.773	36.714	53.594	123.9	81 CÉSAR PARRILLA ESP											
73 GONÇALO RIBEIRO POR						FAU55 TEY RACING HONDA												
LOUSAESTRADAS HONDA																		
1	2:40.521	53.172	48.311	25.958	33.080	207.7	1	2:33.016	59.064	38.037	22.912	33.003	204.2					
2	2:05.723	35.555	34.601	23.359	32.208	210.9	2	2:05.279	35.069	34.705	23.277	32.228	207.3					
3	2:04.904	35.070	34.658	23.184	31.992	216.9	3	2:04.397	34.818	34.413	22.802	32.364	216.9					
4	2:05.595	34.964	35.142	23.067	32.422	210.5	4	2:12.901	38.722	37.630	22.861	33.688	215.1					
5	2:05.737	34.777	35.292	23.389	32.279	211.8	5	2:09.595	35.345	38.512	23.389	32.349	207.7					
6	2:18.968 B	36.657	35.992	25.091	41.228	211.8	6	2:14.157 B	34.846	36.218	23.590	39.503	207.3					
7	10:20.896	8:47.364	36.804	24.063	32.665	208.1	7	16:39.600	...	37.683	22.635	32.683	206.5					
8	2:06.168	35.148	34.815	23.034	33.171	207.3	8	2:11.404	38.437	36.950	23.508	32.509	210.9					
9	2:05.371	35.026	34.819	23.042	32.484	213.4	9	2:05.208	35.177	34.503	23.131	32.397	209.7					
10	2:06.106	35.387	35.103	23.329	32.287	212.6	10	2:11.337	34.742	34.628	29.187	32.780	213.4					
11	2:08.190	35.830	36.950	23.303	32.107	215.6	11	2:05.765	35.695	34.684	22.726	32.660	213.0					
12	2:09.361	36.154	37.824	23.115	32.268	212.2	12	2:05.379	35.203	34.340	23.466	32.370	217.7					
13	2:06.031	35.147	34.904	23.779	32.201	216.4	84 THÉO GOURDON FRA											
14	2:06.448	35.198	35.288	23.933	32.029	220.9	LEOPARD IMPALA JUNIOR HONDA											
15	2:07.981	35.667	35.536	24.182	32.596	213.0	1	2:27.857	53.986	36.918	23.820	33.133	203.4					
77 LÉANDRO QUINTANS SANS FRA																		
FIRST BIKE ACADEMY HONDA																		
1	2:31.626	56.295	38.003	24.566	32.762	209.3	2	2:07.748	35.808	35.523	23.536	32.881	204.5					
2	2:08.674	36.280	35.628	23.859	32.907	213.0	3	2:06.107	35.416	34.768	23.518	32.405	212.2					
3	2:07.318	36.094	35.314	23.555	32.355	213.9	4	2:06.844	35.685	35.094	23.248	32.817	205.7					
4	2:06.653	35.613	35.007	23.570	32.463	211.8	5	2:06.239	35.284	34.983	23.050	32.922	204.9					
5	2:07.930	35.770	35.361	24.046	32.753	210.5	6	2:16.949 B	36.359	35.471	23.636	41.483	203.0					
6	2:08.188	36.014	35.691	23.693	32.790	212.6	7	6:04.994	4:33.538	35.406	23.317	32.733	208.1					
7	2:14.663 B	36.031	35.332	23.748	39.552	212.6	8	2:06.844	35.367	35.665	22.953	32.859	204.9					
8	8:20.553	6:45.080	36.881	25.782	32.810	210.5	9	2:06.340	35.439	34.938	23.107	32.856	205.3					
9	2:08.460	36.343	35.485	23.696	32.936	211.8	10	2:06.711	35.362	34.991	23.177	33.181	205.7					
10	2:07.770	35.980	35.239	23.868	32.683	213.9	11	2:14.793 B	36.061	35.677	23.374	39.681	206.9					
11	2:07.434	36.139	35.233	23.606	32.456	211.8	12	6:18.086	4:46.947	35.191	23.088	32.860	205.3					
12	2:07.450	35.814	35.235	23.920	32.481	210.5	13	2:06.351	35.333	35.175	23.079	32.764	206.1					
13	2:07.863	36.236	35.250	23.903	32.474	211.4	14	2:06.381	35.481	34.985	23.129	32.786	206.5					
14	2:10.366	35.824	35.477	26.270	32.795	211.4	15	2:06.438	35.399	34.973	23.221	32.845	208.9					
15	2:07.665	36.113	35.162	23.739	32.651	207.3	87 ALEX GOURDON FRA											
16	2:07.445	36.102	35.191	23.624	32.528	214.3	LEOPARD IMPALA JUNIOR HONDA											
78 JOEL ESTEBAN ESP																		
IGAX TEAM HONDA																		
1	2:40.562	53.459	47.357	26.093	33.653	201.1	1	2:35.781	1:01.213	37.324	23.802	33.442	203.8					
2	2:05.194	35.639	34.533	22.895	32.127	210.9	2	2:07.100	35.834	35.313	23.216	32.737	206.1					
3	2:04.133	34.883	34.603	22.656	31.991	213.0	3	2:06.367	35.349	34.910	23.630	32.478	214.7					
4	2:05.632	35.068	34.391	22.936	33.237	217.3	4	2:05.417	35.496	34.668	23.026	32.227	216.9					
5	2:09.141	35.478	35.917	24.278	33.468	209.7	5	2:07.674	36.097	35.749	23.472	32.356	210.5					
6	2:08.694	34.959	35.586	25.434	32.715	213.4	6	2:12.779 B	35.780	35.366	23.276	38.357	206.9					
7	2:09.773 B	35.353	34.303	22.817	37.300	220.4	7	18:55.596	...	35.181	23.189	33.161	209.3					
8	8:17.736	6:44.209	38.377	22.934	32.216	214.7	8	2:05.254	35.172	34.533	23.825	31.724	213.0					
9	2:04.849	35.002	34.548	22.819	32.480	208.5	9	2:06.637	35.990	34.820	24.008	31.819	221.3					
10	2:08.304	35.965	37.164	22.951	32.224	213.4	10	2:05.242	35.167	34.831	22.872	32.372	209.3					
11	2:04.679	35.187	34.689	22.761	32.042	215.1	11	2:04.875	35.425	34.516	23.114	31.820	216.9					
12	2:09.121	37.396	36.443	22.935	32.347	212.6	88 CLÉMENT GIABBANI FRA											
13	2:08.031	34.940	37.995	23.347	31.749	215.6	EQUIPE DE FRANCE FFM HONDA											
14	2:07.771	34.588	34.809	25.108	33.266	213.9	1	2:28.789	53.483	38.350	24.188	32.768	211.8					
												2	2:07.135	35.763	35.292	23.616	32.464	216.9
												3	2:05.975	35.441	34.879	23.396	32.259	217.7
												4	2:06.956	35.705	35.140	23.460	32.651	214.7
												5	2:08.165	36.739	35.150	23.521	32.755	210.1





Hawkers ETC

FIM CEV Repsol MotorLand Aragón

Gr B Qualifying Practice 2

Sector Analysis

— Invalidated Lap

■ Personal Best

■ Session Best

B Crossing the pit lane

Lap	Time	Sector 1	Sector 2	Sector 3	Sector 4	T.Spd	Lap	Time	Sector 1	Sector 2	Sector 3	Sector 4	T.Spd
6	2:08.098	36.487	35.202	23.603	32.806	216.0							
7	2:07.897	35.718	35.285	24.077	32.817	211.8							
8	2:12.396 B	35.604	35.092	23.561	38.139	210.1							
9	12:30.067	...	39.437	28.696	35.013	202.2							
10	2:10.405	36.939	37.083	23.593	32.790	210.9							
11	2:07.683	35.862	35.520	23.502	32.799	209.7							
12	2:08.437	35.565	35.507	23.915	33.450	198.5							
13	2:08.154	35.658	35.756	24.376	32.364	217.7							
14	2:06.764	35.328	35.212	23.683	32.541	216.0							

93

GUIDO PINI

ITA

AC RACING TEAM

HONDA

1	2:40.680	53.114	47.290	25.918	34.358	206.5							
2	2:05.862	35.789	34.734	23.012	32.327	210.1							
3	2:04.428	35.019	34.390	22.952	32.067	211.8							
4	2:03.832	34.859	34.267	22.867	31.839	217.7							
5	2:10.876	35.825	38.957	23.666	32.428	210.9							
6	2:07.506	35.010	34.876	24.188	33.432	199.3							
7	2:11.622 B	35.720	34.407	22.927	38.568	219.1							
8	10:21.678	8:49.450	35.971	23.273	32.984	200.0							
9	2:07.486	35.301	37.148	23.013	32.024	220.0							
10	2:04.329	35.010	34.401	22.605	32.313	206.1							
11	2:09.818	36.353	37.945	23.193	32.327	218.6							
12	2:06.254	35.160	34.738	23.477	32.879	201.9							
13	2:06.774	35.949	34.863	23.979	31.983	211.8							
14	2:04.334	35.043	34.427	22.791	32.073	208.1							
15	2:03.779	34.909	34.354	22.534	31.982	214.7							

