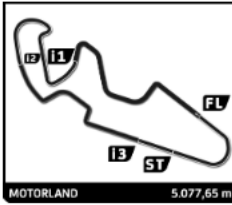




24 - 25 July

MOTORLAND ARAGÓN

FIM CEV REPSOL 2021



Hawkers ETC

FIM CEV Repsol MotorLand Aragón

Gr B Qualifying Practice 1

Classification

No	Rider	Nat	Team	Bike	Tires	Cl.	Time	Lap Total	Gap	Kph
1	28 MÁXIMO MARTÍNEZ	ESP	TEAM HONDA LAGLISSE	HONDA			2:02.109	8 12	-	149.7
2	44 HUGO MILLAN GRACIA	ESP	CUNA DE CAMPEONES	HONDA			2:02.305	6 11	+0.196	149.4
3	54 ALBERTO FERRÁNDEZ	ESP	MT-FOUNDATION 77	HONDA			2:03.208	13 14	+1.099	148.3
4	4 MILAN LEON PAWELEC	POL	JCIK JUNIOR RACING TEAM	HONDA			2:03.291	9 15	+1.182	148.2
5	18 ANGEL PIQUERAS	ESP	ESTRELLA GALICIA 0,0	HONDA			2:03.297	14 14	+1.188	148.2
6	12 JACOB ROULSTONE	AUS	LEOPARD IMPALA JUNIOR	HONDA			2:03.420	12 14	+1.311	148.1
7	78 JOEL ESTEBAN	ESP	IGAX TEAM	HONDA			2:03.454	8 15	+1.345	148.0
8	31 ROBERTO GARCIA	ESP	AVATEL - CARDOSO RACING	HONDA			2:03.658	13 14	+1.549	147.8
9	81 CÉSAR PARRILLA	ESP	FAU55 TEY RACING	HONDA			2:03.787	3 14	+1.678	147.7
10	17 TORIN COLLINS	CAN	TEAM MTA	HONDA			2:04.023	8 14	+1.914	147.4
11	73 GONÇALO RIBEIRO	POR	LOUSAESTRADAS	HONDA			2:04.368	8 14	+2.259	147.0
12	36 SHARUL EZWAN MOHD SHARMYS		LIQUI MOLY INTACT SIC RAC	HONDA			2:04.475	8 10	+2.366	146.8
13	93 GUIDO PINI	ITA	AC RACING TEAM	HONDA			2:04.593	13 15	+2.484	146.7
14	62 BLAI TRIAS	ESP	ARTBOX	HONDA			2:04.681	14 14	+2.572	146.6
15	21 RUCHÉ MOODLEY	RSA	FIFTY MOTORSPORT	HONDA			2:05.275	14 14	+3.166	145.9
16	84 THÉO GOURDON	FRA	LEOPARD IMPALA JUNIOR	HONDA			2:05.556	9 14	+3.447	145.6
17	37 COREY TINKER	GBR	SIC58 SQUADRA CORSE	HONDA			2:06.019	8 14	+3.910	145.0
18	88 CLÉMENT GIABBANI	FRA	EQUIPE DE FRANCE FFM	HONDA			2:06.124	14 14	+4.015	144.9
19	35 MATTHEW RUISBROEK	NLD	BRACKET	HONDA			2:06.539	4 13	+4.430	144.4
20	77 LÉANDRO QUINTANS SANS	FRA	FIRST BIKE ACADEMY	HONDA			2:06.716	15 15	+4.607	144.2
21	8 EMIL KOLLGREN	SWE	NORDGREN RACING	HONDA			2:07.285	7 13	+5.176	143.6
22	87 ALEX GOURDON	FRA	LEOPARD IMPALA JUNIOR	HONDA			2:08.838	2 2	+6.729	141.9
23	47 EDOARDO MICHELE BOGGIO	ITA	ASPAR TEAM	HONDA			2:10.133	2 2	+8.024	140.5

Fastest Lap: Lap 8 | MÁXIMO MARTÍNEZ | 2:02.109 | 149.7 Kph

Published at:

Track Status: **DRY**

Race Director:

Timekeeper:

Alberto Estébanez

24/07/2021 Page 1 / 1

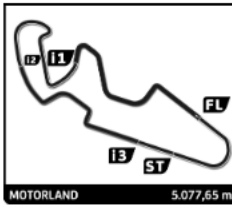




24 - 25 July

MOTORLAND ARAGÓN

FIM CEV REPSOL 2021



Hawkers ETC

FIM CEV Repsol MotorLand Aragón

Gr B Qualifying Practice 1

Best Sector Times

Sector 1			Sector 2			Sector 3			Sector 4			Pos	No	Ideal Lap	Best Lap
Pos	No Rider	Time	No Rider	Time	No Rider	Time	No Rider	Time	Pos	No					
1	28 M.MARTÍNEZ	34.327	44 H.MILLAN GRACIA	33.671	44 H.MILLAN GRACIA	22.106	28 M.MARTÍNEZ	31.263	1	44	2:01.467	2:02.305 (2)			
2	44 H.MILLAN GRACIA	34.364	28 M.MARTÍNEZ	33.950	28 M.MARTÍNEZ	22.369	44 H.MILLAN GRACIA	31.326	2	28	2:01.909	2:02.109 (1)			
3	12 J.ROULSTONE	34.594	18 A.PIQUERAS	34.070	18 A.PIQUERAS	22.399	31 R.GARCIA	31.401	3	18	2:02.877	2:03.297 (5)			
4	4 M.PAWELEC	34.596	54 A.FERRÁNDEZ	34.159	54 A.FERRÁNDEZ	22.432	4 M.PAWELEC	31.587	4	4	2:03.025	2:03.291 (4)			
5	78 J.ESTEBAN	34.672	4 M.PAWELEC	34.265	31 R.GARCIA	22.450	12 J.ROULSTONE	31.614	5	54	2:03.054	2:03.208 (3)			
6	54 A.FERRÁNDEZ	34.691	81 C.PARRILLA	34.298	17 T.COLLINS	22.563	18 A.PIQUERAS	31.624	6	31	2:03.085	2:03.658 (8)			
7	81 C.PARRILLA	34.731	78 J.ESTEBAN	34.328	78 J.ESTEBAN	22.574	78 J.ESTEBAN	31.668	7	12	2:03.215	2:03.420 (6)			
8	18 A.PIQUERAS	34.784	73 G.RIBEIRO	34.345	4 M.PAWELEC	22.577	62 B.TRIAS	31.719	8	78	2:03.242	2:03.454 (7)			
9	17 T.COLLINS	34.853	31 R.GARCIA	34.356	81 C.PARRILLA	22.580	54 A.FERRÁNDEZ	31.772	9	81	2:03.511	2:03.787 (9)			
10	31 R.GARCIA	34.878	12 J.ROULSTONE	34.415	12 J.ROULSTONE	22.592	73 G.RIBEIRO	31.824	10	17	2:03.845	2:04.023 (10)			
11	62 B.TRIAS	34.929	17 T.COLLINS	34.457	93 G.PINI	22.753	36 S.MOHD SHARIL	31.826	11	73	2:04.067	2:04.368 (11)			
12	73 G.RIBEIRO	34.969	36 S.MOHD SHARIL	34.502	62 B.TRIAS	22.909	81 C.PARRILLA	31.902	12	62	2:04.090	2:04.681 (14)			
13	47 E.BOGGIO	35.007	93 G.PINI	34.523	73 G.RIBEIRO	22.929	93 G.PINI	31.953	13	36	2:04.316	2:04.475 (12)			
14	36 S.MOHD SHARIL	35.020	62 B.TRIAS	34.533	36 S.MOHD SHARIL	22.968	77 L.QUINTANS SANS	31.963	14	93	2:04.334	2:04.593 (13)			
15	93 G.PINI	35.105	21 R.MOODLEY	34.540	21 R.MOODLEY	22.975	17 T.COLLINS	31.972	15	21	2:05.042	2:05.275 (15)			
16	21 R.MOODLEY	35.418	84 T.GOURDON	34.603	84 T.GOURDON	23.062	21 R.MOODLEY	32.109	16	84	2:05.362	2:05.556 (16)			
17	88 C.GIABBANI	35.444	47 E.BOGGIO	34.719	37 C.TINKER	23.154	47 E.BOGGIO	32.162	17	37	2:05.768	2:06.019 (17)			
18	84 T.GOURDON	35.492	37 C.TINKER	34.747	88 C.GIABBANI	23.237	84 T.GOURDON	32.205	18	88	2:05.819	2:06.124 (18)			
19	37 C.TINKER	35.524	88 C.GIABBANI	34.822	35 M.RUISBROEK	23.250	88 C.GIABBANI	32.316	19	77	2:06.329	2:06.716 (20)			
20	87 A.GOURDON	35.641	77 L.QUINTANS SANS	35.025	8 E.KOLLGREN	23.410	37 C.TINKER	32.343	20	35	2:06.457	2:06.539 (19)			
21	77 L.QUINTANS SANS	35.658	87 A.GOURDON	35.096	77 L.QUINTANS SANS	23.683	35 M.RUISBROEK	32.398	21	8	2:07.269	2:07.285 (21)			
22	35 M.RUISBROEK	35.670	35 M.RUISBROEK	35.139	87 A.GOURDON	24.121	8 E.KOLLGREN	32.620	22	47	2:08.090	2:10.133 (23)			
23	8 E.KOLLGREN	35.929	8 E.KOLLGREN	35.310	47 E.BOGGIO	26.202	87 A.GOURDON	33.423	23	87	2:08.281	2:08.838 (22)			

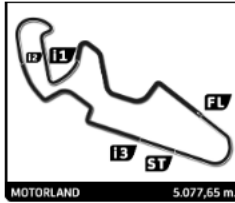




24 - 25 July

MOTORLAND ARAGÓN

FIM CEV REPSOL 2021



Hawkers ETC

FIM CEV Repsol MotorLand Aragón

Gr B Qualifying Practice 1

Best Top Speed

No Rider	Team	Class	Top 1		Top 2		Top 3		Top 4		Top 5		Avg
			Kph	Lap	Kph	Lap	Kph	Lap	Kph	Lap	Kph	Lap	
28	MÁXIMO MARTÍNEZ	TEAM HONDA LAGLISSE	222.7	9	221.8	11	221.3	8	220.4	12	219.5	7	221,1
12	JACOB ROULSTONE	LEOPARD IMPALA JUNIOR	222.2	3	219.1	6	217.7	13	216.9	12	216.0	8	218,4
62	BLAI TRIAS	ARTBOX	220.4	2	220.0	3	219.5	7	215.6	6	215.6	5	218,2
81	CÉSAR PARRILLA	FAU55 TEY RACING	220.4	3	215.6	11	215.6	6	213.9	4	213.9	1	215,9
78	JOEL ESTEBAN	IGAX TEAM	220.0	10	219.5	8	218.6	3	217.3	11	216.4	14	218,4
17	TORIN COLLINS	TEAM MTA	219.5	6	216.4	13	214.7	12	214.7	7	213.4	9	215,7
18	ANGEL PIQUERAS	ESTRELLA GALICIA 0,0	219.5	4	216.4	3	214.7	6	213.9	13	213.9	9	215,7
44	HUGO MILLAN GRACIA	CUNA DE CAMPEONES	219.5	4	217.3	9	216.9	1	216.4	2	213.9	5	216,8
31	ROBERTO GARCIA	AVATEL - CARDOSO RACING	219.1	3	217.7	4	216.4	1	216.0	8	215.1	14	216,9
36	SHARUL EZWAN MOHD S	LIQUI MOLY INTACT SIC RAC	219.1	4	218.2	3	217.7	9	215.6	8	215.6	5	217,2
73	GONÇALO RIBEIRO	LOUSAESTRADAS	219.1	10	218.2	7	215.1	8	213.4	13	213.4	12	215,8
4	MILAN LEON PAWELEC	JCIK JUNIOR RACING TEAM	218.6	9	216.9	8	216.4	12	216.0	7	216.0	1	216,8
21	RUCHÉ MOODLEY	FIFTY MOTORSPORT	218.2	3	216.9	9	215.6	6	213.9	14	213.4	11	215,6
77	LÉANDRO QUINTANS SAN	FIRST BIKE ACADEMY	218.2	1	216.4	15	216.4	8	216.4	3	216.0	6	216,7
93	GUIDO PINI	AC RACING TEAM	217.3	12	216.4	3	215.1	9	214.7	14	214.7	11	215,6
47	EDOARDO MICHELE BOG	ASPAR TEAM	216.4	1	203.8	2							210,1
84	THÉO GOURDON	LEOPARD IMPALA JUNIOR	216.4	3	214.3	1	212.2	8	211.8	9	211.8	7	213,3
37	COREY TINKER	SIC58 SQUADRA CORSE	216.0	12	213.9	13	213.4	1	212.2	8	212.2	2	213,5
88	CLÉMENT GIABBANI	EQUIPE DE FRANCE FFM	216.0	6	215.6	14	215.6	4	215.1	2	214.7	3	215,4
54	ALBERTO FERRÁNDEZ	MT-FOUNDATION 77	215.1	8	215.1	7	213.9	13	213.4	6	213.0	5	214,1
35	MATTHEW RUISBROEK	BRACKET	214.7	10	213.0	4	213.0	3	213.0	1	211.4	12	213,0
8	EMIL KOLLGREN	NORDGREN RACING	210.5	3	210.5	2	210.1	12	210.1	10	209.7	11	210,2
87	ALEX GOURDON	LEOPARD IMPALA JUNIOR	210.5	1	194.6	2							202,6





Moto3 HUNTER
WORLD CHAMPIONSHIP

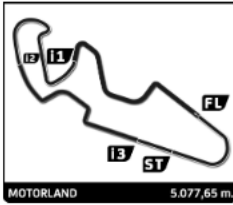
Moto2
EUROPEAN CHAMPIONSHIP

HAWKERS
Talent CUP

24 - 25 July

MOTORLAND ARAGÓN

FIM CEV REPSOL 2021



Hawkers ETC

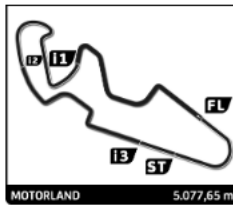
FIM CEV Repsol MotorLand Aragón

Gr B Qualifying Practice 1

Fastest Lap Sequence

Elapsed	No Rider	Team	Bike	Class	Time	Kph	Lap
4:38.448	88 CLÉMENT GIABBANI	EQUIPE DE FRANCE FFM	HONDA		2:07.837	143.0	2
4:38.563	17 TORIN COLLINS	TEAM MTA	HONDA		2:05.992	145.1	2
4:49.411	31 ROBERTO GARCIA	AVATEL - CARDOSO RACING	HONDA		2:05.902	145.2	2
6:43.720	17 TORIN COLLINS	TEAM MTA	HONDA		2:05.157	146.0	3
6:56.046	54 ALBERTO FERRÁNDEZ	MT-FOUNDATION 77	HONDA		2:03.702	147.8	2
7:12.481	28 MÁXIMO MARTÍNEZ	TEAM HONDA LAGLISSE	HONDA		2:03.554	147.9	3
9:15.379	28 MÁXIMO MARTÍNEZ	TEAM HONDA LAGLISSE	HONDA		2:02.898	148.7	4
20:37.028	44 HUGO MILLAN GRACIA	CUNA DE CAMPEONES	HONDA		2:02.476	149.2	5
22:39.333	44 HUGO MILLAN GRACIA	CUNA DE CAMPEONES	HONDA		2:02.305	149.4	6
24:47.818	28 MÁXIMO MARTÍNEZ	TEAM HONDA LAGLISSE	HONDA		2:02.109	149.7	8





Hawkers ETC


FIM CEV Repsol MotorLand Aragón

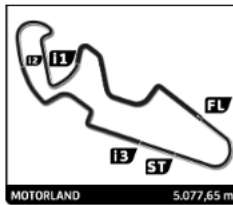
Gr B Qualifying Practice 1

Sector Analysis

— Invalidated Lap ■ Personal Best ■ Session Best B Crossing the pit lane

Lap	Time	Sector 1	Sector 2	Sector 3	Sector 4	T.Sp	Lap	Time	Sector 1	Sector 2	Sector 3	Sector 4	T.Sp		
4	MILAN LEON PAWELEC						POL	4	2:04.765	35.211	34.556	22.725	32.273	212.6	
	JCICK JUNIOR RACING TEAM						HONDA	5	2:22.005 B	35.095	37.572	28.899	40.439	200.0	
1	2:45.545 B	57.322	44.231	26.742	37.250	216.0	6	6:06.854	4:36.980	34.878	22.994	32.002	219.5		
2	2:23.967	53.583	34.827	23.372	32.185	213.9	7	2:04.131	34.938	34.513	22.708	31.972	214.7		
3	2:05.283	35.480	34.710	22.853	32.240	212.6	8	2:04.023	34.853	34.457	22.563	32.150	213.4		
4	2:04.970	35.138	34.673	23.014	32.145	211.4	9	2:04.604	34.970	34.689	22.704	32.241	213.4		
5	2:12.841 B	35.365	36.072	23.972	37.432	208.5	10	2:13.610 B	34.974	37.534	22.804	38.298	211.8		
6	7:01.792	5:32.004	34.768	22.902	32.118	213.9	11	12:39.690	...	41.050	23.686	33.877	197.8		
7	2:03.738	34.996	34.265	22.655	31.822	216.0	12	2:08.325	37.195	36.298	22.764	32.068	214.7		
8	2:03.794	34.661	34.845	22.577	31.711	216.9	13	2:04.867	35.285	34.821	22.771	31.990	216.4		
9	2:03.291	34.596	34.368	22.740	31.587	218.6	14	2:05.118	35.105	34.794	22.668	32.551	210.1		
10	2:04.553	34.806	34.545	22.883	32.319	214.3									
11	2:17.868 B	39.525	35.447	23.415	39.481	213.0									
12	10:07.481	8:37.911	34.505	23.181	31.884	216.4									
13	2:07.585	35.242	36.136	23.988	32.219	211.4									
14	2:03.906	34.753	34.393	22.627	32.133	213.9									
15	2:04.371	34.817	34.335	22.836	32.383	208.5									
8	EMIL KOLLGREN						SWE	18	ANGEL PIQUERAS						ESP
	NORDGREN RACING						HONDA		ESTRELLA GALICIA 0,0						HONDA
1	4:56.562	3:22.741	36.377	24.452	32.992	205.3	1	2:43.405	57.507	44.909	27.035	33.954	205.7		
2	2:17.168 B	37.148	35.995	24.257	39.768	210.5	2	2:09.600	35.183	34.808	24.323	35.286	193.2		
3	4:13.069 B	2:22.231	37.920	30.555	42.363	210.5	3	2:09.230	34.838	34.070	28.341	31.981	216.4		
4	5:55.617	4:23.242	35.754	23.880	32.741	209.7	4	2:03.975	34.815	34.745	22.791	31.624	219.5		
5	2:08.671	36.393	35.904	23.687	32.687	207.7	5	2:24.836 B	38.918	38.590	26.437	40.891	210.9		
6	2:08.816	36.708	35.665	23.777	32.666	207.3	6	5:45.562	4:15.951	34.867	22.803	31.941	214.7		
7	2:07.285	35.929	35.310	23.426	32.620	208.9	7	2:03.775	35.006	34.458	22.399	31.912	213.9		
8	2:08.326	36.454	35.339	23.590	32.943	208.9	8	2:03.521	34.827	34.390	22.531	31.773	213.9		
9	2:14.968 B	36.702	35.604	23.657	39.005	208.5	9	2:11.366 B	35.447	35.289	23.511	37.119	213.9		
10	9:07.199	7:35.224	35.667	23.584	32.724	210.1	10	5:34.807 B	3:44.688	46.222	23.478	40.419	211.4		
11	2:08.196	36.203	35.523	23.759	32.711	209.7	11	8:43.940	7:09.972	38.362	23.176	32.430	211.4		
12	2:07.799	36.281	35.480	23.410	32.628	210.1	12	2:03.891	35.097	34.488	22.520	31.786	212.6		
13	2:07.818	36.289	35.368	23.429	32.732	208.5	13	2:08.824	36.944	35.959	23.557	32.364	213.9		
12	JACOB ROULSTONE						AUS	21	RUCHÉ MOODLEY						RSA
	LEOPARD IMPALA JUNIOR						HONDA		FIFTY MOTORSPORT						HONDA
1	2:43.435	1:04.706	41.523	24.999	32.207	213.4	1	2:33.138	51.230	41.610	26.340	33.958	208.5		
2	2:07.186	35.874	34.712	24.652	31.948	214.3	2	2:17.299	38.566	39.213	24.225	35.295	194.6		
3	2:10.252	35.314	39.628	23.679	31.631	222.2	3	2:07.262	35.865	35.591	23.697	32.109	218.2		
4	2:04.850	34.787	35.056	23.131	31.876	216.0	4	2:08.143	35.445	35.862	23.869	32.967	210.5		
5	2:26.388 B	35.307	40.940	27.578	42.563	207.3	5	2:17.082 B	35.808	35.689	26.286	39.299	209.3		
6	6:29.039	4:53.503	40.178	23.722	31.636	219.1	6	5:55.473	4:24.808	35.176	23.322	32.167	215.6		
7	2:04.775	35.336	34.671	23.009	31.759	214.7	7	2:06.011	35.694	34.962	22.975	32.380	212.6		
8	2:03.909	34.948	34.499	22.774	31.688	216.0	8	2:12.729	35.763	35.039	28.743	33.184	208.1		
9	2:03.757	34.905	34.441	22.672	31.739	214.3	9	2:06.005	35.664	35.024	23.185	32.132	216.9		
10	2:16.184 B	35.658	35.993	23.864	40.669	202.2	10	2:14.694 B	36.921	35.746	23.614	38.413	208.9		
11	11:56.978	...	39.780	24.265	32.129	215.6	11	11:56.293	...	40.007	23.366	32.202	213.4		
12	2:03.420	34.693	34.415	22.698	31.614	216.9	12	2:05.758	35.520	34.844	23.101	32.293	212.6		
13	2:09.494	34.594	39.288	23.953	31.659	217.7	13	2:06.674	35.527	35.260	23.408	32.479	210.5		
14	2:03.778	34.656	34.732	22.592	31.798	214.3	14	2:05.275	35.418	34.540	23.111	32.206	213.9		
17	TORIN COLLINS						CAN	28	MÁXIMO MARTÍNEZ						ESP
	TEAM MTA						HONDA		TEAM HONDA LAGLISSE						HONDA
1	2:32.571	57.776	37.959	23.980	32.856	211.4	1	2:44.532 B	56.714	45.763	25.386	36.669	215.6		
2	2:05.992	35.341	34.906	22.930	32.815	210.5	2	2:24.395	54.328	34.272	23.855	31.940	213.4		
3	2:05.157	35.397	34.823	22.675	32.262	213.4	3	2:03.554	34.683	34.121	22.896	31.854	217.3		
							4	2:02.898	34.553	34.157	22.490	31.698	215.1		
							5	2:15.837 B	34.516	35.415	25.007	40.899	206.1		
							6	9:12.066	7:41.135	35.307	23.027	32.597	217.3		
							7	2:02.427	34.327	34.122	22.568	31.410	219.5		
							8	2:02.109	34.364	33.950	22.449	31.346	221.3		
							9	2:02.150	34.398	33.973	22.424	31.355	222.7		





Hawkers ETC

FIM CEV Repsol MotorLand Aragón

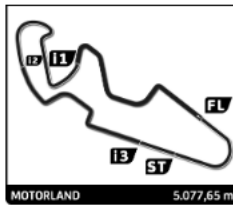
Gr B Qualifying Practice 1

Sector Analysis

— Invalidated Lap ■ Personal Best ■ Session Best B Crossing the pit lane

Lap	Time	Sector 1	Sector 2	Sector 3	Sector 4	T.Spd	Lap	Time	Sector 1	Sector 2	Sector 3	Sector 4	T.Spd		
10	2:21.286	B	40.138	35.208	25.628	40.312	205.7	6	6:42.686	5:05.188	41.152	23.680	32.666	210.9	
11	13:27.631	...	34.551	22.657	31.263	221.8	7	2:07.255	35.843	35.192	23.648	32.572	210.1		
12	2:02.511	34.366	34.205	22.369	31.571	220.4	8	2:06.019	35.531	34.747	23.176	32.565	212.2		
31	ROBERTO GARCIA	ESP													
	AVATEL - CARDOSO RACING	HONDA													
1	2:43.509	1:04.516	41.073	25.809	32.111	216.4	9	2:06.337	35.524	34.889	23.218	32.706	210.5		
2	2:05.902	35.387	34.631	23.575	32.309	209.3	10	2:06.816	35.707	35.093	23.266	32.750	206.9		
3	2:06.679	35.933	35.863	23.482	31.401	219.1	11	2:13.780	B	36.292	35.517	23.814	38.157	205.3	
4	2:10.231	39.206	36.567	22.905	31.553	217.7	12	11:47.740	...	37.631	23.977	32.431	216.0		
5	2:18.656	B	35.101	38.042	25.172	40.341	215.1	13	2:07.818	35.899	35.626	23.950	32.343	213.9	
6	6:41.461	5:12.001	34.628	22.696	32.136	211.8	14	2:06.639	35.703	35.108	23.387	32.441	211.8		
7	2:03.938	35.077	34.483	22.597	31.781	215.1	44	HUGO MILLAN GRACIA	ESP						
8	2:04.086	34.989	34.416	22.586	32.095	216.0		CUNA DE CAMPEONES	HONDA						
9	2:03.927	35.044	34.407	22.563	31.913	212.2	1	6:57.166	5:28.448	34.183	23.076	31.459	216.9		
10	2:10.983	B	35.113	34.396	22.647	38.827	211.8	2	2:09.858	34.646	34.086	29.429	31.697	216.4	
11	11:56.818	...	37.345	23.237	32.088	211.8	3	2:12.825	B	34.735	35.631	24.534	37.925	213.0	
12	2:04.018	34.948	34.356	22.665	32.049	210.1	4	7:14.703	5:45.920	34.538	22.919	31.326	219.5		
13	2:03.658	34.878	34.401	22.450	31.929	211.4	5	2:02.476	34.600	33.867	22.339	31.670	213.9		
14	2:09.924	37.182	38.374	22.668	31.700	215.1	6	2:02.305	34.364	33.843	22.106	31.992	210.9		
35	MATTHEW RUISBROEK	NLD													
	BRACKET	HONDA													
1	2:33.488	46.613	47.548	25.945	33.382	213.0	7	2:05.963	37.046	34.287	22.677	31.953	210.9		
2	2:09.596	36.810	35.612	24.207	32.967	207.3	8	2:10.097	B	34.461	34.343	22.969	38.324	208.1	
3	2:07.386	36.256	35.419	23.250	32.461	213.0	9	13:37.945	...	34.209	22.692	31.603	217.3		
4	2:06.539	35.670	35.149	23.322	32.398	213.0	10	2:02.615	34.393	34.088	22.417	31.717	211.4		
5	2:25.099	B	35.682	37.593	31.541	40.283	196.7	11	2:02.449	34.439	33.671	22.265	32.074	209.7	
6	6:05.311	4:32.462	36.226	23.640	32.983	208.9	47	EDOARDO MICHELE BOGGIO	ITA						
7	2:09.114	36.217	35.752	24.209	32.936	208.9		ASPAR TEAM	HONDA						
8	2:08.551	36.224	35.889	23.648	32.790	210.9	1	2:40.999	56.828	39.699	32.310	32.162	216.4		
9	2:15.463	B	36.833	36.032	23.806	38.792	206.1	2	2:10.133	35.265	34.770	26.202	33.896	203.8	
10	14:26.466	...	42.516	25.611	32.658	214.7	54	ALBERTO FERRÁNDEZ	ESP						
11	2:07.127	35.671	35.476	23.329	32.651	207.7		MT-FOUNDATION 77	HONDA						
12	2:07.826	36.738	35.139	23.441	32.508	211.4	1	4:52.344	3:18.189	34.688	24.018	35.449	183.7		
13	2:08.155	36.010	35.546	23.520	33.079	207.7	2	2:03.702	34.786	34.258	22.842	31.816	212.6		
36	SHARUL EZWAN MOHD SHARIL	MYS													
	LIQUI MOLY INTACT SIC RAC	HONDA													
1	4:52.443	3:19.165	35.331	23.792	34.155	196.4	3	2:09.662	38.310	35.780	23.153	32.419	212.6		
2	2:13.841	B	35.518	34.502	23.421	40.400	195.3	4	2:15.372	B	34.777	36.098	25.825	38.672	206.5
3	11:30.237	9:59.432	35.479	23.251	32.075	218.2	5	7:11.237	5:41.720	34.523	23.035	31.959	213.0		
4	2:05.079	35.028	34.733	23.205	32.113	219.1	6	2:03.665	34.894	34.309	22.615	31.847	213.4		
5	2:12.506	B	35.351	34.986	23.270	38.899	215.6	7	2:04.948	34.799	34.679	23.663	31.807	215.1	
6	8:31.721	B	6:53.750	36.337	23.579	38.055	212.2	8	2:03.361	34.691	34.159	22.739	31.772	215.1	
7	7:49.129	6:17.079	35.366	23.232	33.452	208.5	9	2:09.945	38.850	34.838	23.407	32.850	201.9		
8	2:04.475	35.020	34.661	22.968	31.826	215.6	10	2:10.389	B	34.706	34.771	22.748	38.164	211.8	
9	2:07.801	35.673	35.467	24.617	32.044	217.7	11	10:07.987	8:39.299	34.201	22.432	32.055	211.8		
10	2:05.782	35.062	34.724	23.239	32.757	209.7	12	2:03.312	34.864	34.159	22.435	31.854	212.2		
37	COREY TINKER	GBR													
	SIC58 SQUADRA CORSE	HONDA													
1	2:33.804	56.525	39.589	24.859	32.831	213.4	13	2:03.208	34.721	34.164	22.460	31.863	213.9		
2	2:09.364	37.056	35.856	23.705	32.747	212.2	14	2:03.408	34.730	34.229	22.460	31.989	210.9		
3	2:06.958	35.702	35.317	23.154	32.785	210.5	62	BLAI TRIAS	ESP						
4	2:06.730	35.677	35.105	23.319	32.629	208.9		ARTBOX	HONDA						
5	2:23.306	B	35.442	37.572	31.650	38.642	205.7	1	4:52.912	3:19.488	35.059	23.405	34.960	188.2	
								2	2:04.921	35.216	34.533	23.418	31.754	220.4	
								3	2:09.589	34.929	34.711	28.188	31.761	220.0	
								4	2:17.664	B	35.250	37.306	25.600	39.508	204.9
								5	7:10.868	5:40.823	34.956	23.065	32.024	215.6	
								6	2:05.196	35.231	34.787	23.103	32.075	215.6	
								7	2:05.082	35.274	35.004	23.085	31.719	219.5	
								8	2:04.983	35.016	34.727	23.043	32.197	214.3	
								9	2:06.470	35.293	34.894	23.663	32.620	210.5	





Hawkers ETC


FIM CEV Repsol MotorLand Aragón

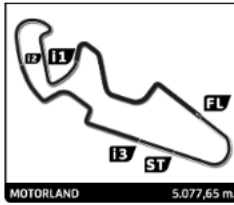
Gr B Qualifying Practice 1

Sector Analysis

— Invalidated Lap ■ Personal Best ■ Session Best ■ Crossing the pit lane

Lap	Time	Sector 1	Sector 2	Sector 3	Sector 4	T.Sp	Lap	Time	Sector 1	Sector 2	Sector 3	Sector 4	T.Sp		
10	2:12.650	B	35.535	34.946	23.259	38.910	210.9	15	2:07.520	35.578	35.695	23.683	32.564	210.9	
11	9:15.818		7:39.632	37.705	24.651	33.830	200.0	81 CÉSAR PARRILLA						ESP	
12	2:04.949		35.405	34.665	22.946	31.933	215.1	FAU55 TEY RACING						HONDA	
13	2:08.113		37.184	34.601	23.682	32.646	209.7	1	2:41.128	56.940	45.918	25.788	32.482	213.9	
14	2:04.681		35.036	34.797	22.909	31.939	214.7	2	2:11.539	35.314	37.497	23.496	35.232	186.9	
73 GONÇALO RIBEIRO							POR	3	2:03.787	34.731	34.482	22.672	31.902	220.4	
LOUSAESTRADAS							HONDA	4	2:09.473	35.805	38.182	23.110	32.376	213.9	
1	2:32.700		44.364	49.314	25.864	33.158	210.1	5	2:17.523	B	37.778	36.829	25.303	37.613	211.8
2	2:06.433		35.593	34.873	23.346	32.621	212.6	6	7:11.620		5:40.934	34.714	23.939	32.033	215.6
3	2:05.557		35.146	34.833	23.124	32.454	210.9	7	2:05.932		34.983	34.580	23.555	32.814	213.0
4	2:05.714		35.123	34.638	23.138	32.815	209.7	8	2:17.898	B	35.551	34.747	28.730	38.870	201.5
5	2:22.548	B	35.033	36.409	28.431	42.675	177.3	9	2:30.086		59.188	34.654	23.544	32.700	207.7
6	9:24.404		7:38.546	45.306	27.901	32.651	212.6	10	2:10.223	B	35.205	34.809	22.580	37.629	208.5
7	2:05.061		35.265	34.921	23.051	31.824	218.2	11	11:35.095		...	34.298	22.862	32.298	215.6
8	2:04.368		35.091	34.345	23.047	31.885	215.1	12	2:04.849		35.167	34.614	22.712	32.356	208.1
9	2:04.631		34.969	34.421	23.066	32.175	213.0	13	2:04.687		34.908	34.663	22.670	32.446	210.5
10	2:14.205	B	35.439	37.034	23.134	38.598	219.1	14	2:05.733		35.532	35.119	22.818	32.264	213.0
11	9:21.277		7:39.982	42.552	25.667	33.076	209.3	84 THÉO GOURDON						FRA	
12	2:05.742		35.303	34.943	23.186	32.310	213.4	LEOPARD IMPALA JUNIOR						HONDA	
13	2:05.299		35.209	34.472	23.443	32.175	213.4	1	2:33.378		57.696	38.583	24.342	32.757	214.3
14	2:05.231		35.177	34.663	22.929	32.462	213.0	2	2:06.961		35.897	35.337	23.260	32.467	210.5
77 LÉANDRO QUINTANS SANS							FRA	3	2:06.788		35.720	35.023	23.840	32.205	216.4
FIRST BIKE ACADEMY							HONDA	4	2:06.673		35.618	35.182	23.271	32.602	209.7
1	2:38.532		58.235	38.169	24.889	37.239	218.2	5	2:38.783	B	35.780	39.610	40.393	43.000	203.4
2	2:14.746		36.885	39.804	24.350	33.707	210.9	6	6:28.073		4:54.989	36.868	23.541	32.675	210.9
3	2:09.657		35.980	35.374	24.297	34.006	216.4	7	2:07.413		36.178	35.424	23.417	32.394	211.8
4	2:08.153		36.319	35.233	24.075	32.526	213.9	8	2:06.227		35.706	35.099	23.098	32.324	212.2
5	2:22.566	B	36.412	37.099	26.215	42.840	205.3	9	2:05.556		35.492	34.603	23.062	32.399	211.8
6	6:28.041		4:53.214	37.910	24.343	32.574	216.0	10	2:11.824	B	35.542	35.137	23.113	38.032	209.7
7	2:08.608		36.426	35.602	24.100	32.480	213.9	11	11:19.186		9:45.667	37.251	23.569	32.699	210.1
8	2:07.676		35.933	35.190	23.780	32.773	216.4	12	2:06.785		36.047	35.133	23.111	32.494	209.7
9	2:07.422		35.909	35.308	23.811	32.394	214.3	13	2:06.189		35.612	34.983	23.157	32.437	211.4
10	2:08.016		36.122	35.300	24.039	32.555	211.4	14	2:06.727		35.748	35.112	23.287	32.580	210.5
11	2:23.405	B	36.304	43.257	24.292	39.552	208.9	87 ALEX GOURDON						FRA	
12	8:36.253		6:53.107	46.299	24.227	32.620	213.4	LEOPARD IMPALA JUNIOR						HONDA	
13	2:07.554		35.977	35.340	23.826	32.411	210.5	1	2:41.093		57.601	39.506	30.563	33.423	210.5
14	2:06.813		35.939	35.227	23.684	31.963	215.1	2	2:08.838		35.641	35.185	24.121	33.891	194.6
15	2:06.716		35.658	35.025	23.683	32.350	216.4	88 CLÉMENT GIABBANI						FRA	
78 JOEL ESTEBAN							ESP	EQUIPE DE FRANCE FFM						HONDA	
IGAX TEAM							HONDA	1	2:30.611		48.283	44.875	24.555	32.898	211.8
1	2:42.437		1:02.914	43.128	24.232	32.163	215.6	2	2:07.837		36.084	35.518	23.833	32.402	215.1
2	2:09.032		34.983	34.503	24.397	35.149	174.5	3	2:08.882		36.291	35.801	24.146	32.644	214.7
3	2:07.603		34.933	37.983	22.922	31.765	218.6	4	2:06.973		35.702	35.424	23.450	32.397	215.6
4	2:06.919		34.904	34.548	24.093	33.374	208.9	5	2:21.600	B	35.494	37.362	26.666	42.078	195.7
5	2:15.551	B	35.089	35.958	26.165	38.339	207.3	6	6:04.268		4:32.803	35.522	23.501	32.442	216.0
6	7:13.569		5:42.630	35.132	23.296	32.511	210.1	7	2:06.867		35.767	35.411	23.373	32.316	213.9
7	2:04.114		34.836	34.648	22.671	31.959	215.1	8	2:09.293		35.900	35.421	23.779	34.193	203.8
8	2:03.454		34.719	34.443	22.624	31.668	219.5	9	2:06.729		35.766	35.211	23.237	32.515	214.3
9	2:03.519		34.672	34.346	22.716	31.785	216.0	10	2:13.401	B	36.750	35.386	23.559	37.706	209.3
10	2:03.664		34.729	34.328	22.651	31.956	220.0	11	11:36.016		9:52.616	46.499	24.010	32.891	212.6
11	2:14.355	B	36.840	36.882	23.072	37.561	217.3	12	2:06.938		35.928	35.127	23.343	32.540	213.9
12	10:10.522		8:39.972	34.801	22.867	32.882	212.6	13	2:06.900		35.713	35.304	23.420	32.463	213.0
13	2:05.189		35.118	34.572	22.895	32.604	213.4	14	2:06.124		35.444	34.822	23.309	32.549	215.6
14	2:03.960		35.034	34.411	22.574	31.941	216.4								





Hawkers ETC

FIM CEV Repsol MotorLand Aragón

Gr B Qualifying Practice 1

Sector Analysis

___ Invalidated Lap

■ Personal Best

■ Session Best

B Crossing the pit lane

Lap	Time	Sector 1	Sector 2	Sector 3	Sector 4	T.Sp	Lap	Time	Sector 1	Sector 2	Sector 3	Sector 4	T.Sp
93	GUIDO PINI					ITA							
	AC RACING TEAM					HONDA							
1	2:41.581	50.121	46.628	31.744	33.088	213.9							
2	2:08.403	35.687	35.112	24.249	33.355	208.5							
3	2:06.443	36.106	35.025	23.317	31.995	216.4							
4	2:09.188	35.657	34.722	24.369	34.440	198.2							
5	2:16.016 B	35.171	36.073	26.044	38.728	213.9							
6	5:55.652	4:25.516	35.022	22.961	32.153	213.0							
7	2:04.608	35.109	34.552	22.994	31.953	214.7							
8	2:26.510 B	35.837	44.989	27.433	38.251	208.1							
9	2:56.035	1:25.523	35.157	23.259	32.096	215.1							
10	2:05.589	35.428	34.523	23.166	32.472	212.2							
11	2:15.071 B	37.445	36.241	23.145	38.240	214.7							
12	10:09.386	8:39.394	34.619	23.239	32.134	217.3							
13	2:04.593	35.167	34.580	22.886	31.960	210.5							
14	2:05.447	36.096	34.635	22.753	31.963	214.7							
15	2:05.060	35.105	34.647	22.837	32.471	207.3							

