ed Bull Ring - Spielber

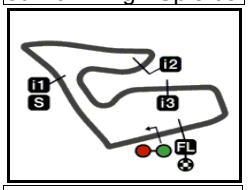

4318 m.

Results and timing service provided by TISSOT

NTC

MICHELIN® GRAND PRIX OF STYRIA

Qualifying Race Nr. 1

Classification after 10 laps = 43.18 km

Pos		Rider	Nation	Team	Motorcycle	Total Time	Km/h	Gap
1	65	**Damian BOESSENKOOL**	NED	Team KNMV	KTM	**18'02.915**	143.5	
2	93	**Korbinian BRANDL**	GER	RBR - Racing	KTM	**18'03.046**	143.5	0.131
3	24	**Julius Caesar RÖRIG**	GER	MCA Racing	KTM	**18'03.130**	143.5	0.215
4	95	**Maxime SCHMID**	SWI	Team Schmid	KTM	**18'03.287**	143.4	0.372
5	37	**Phil URLASS**	GER	PrüstelGP Juniorteam	KTM	**18'03.282**	143.4	0.367
6	51	**Tristan WALCH**	AUT	Austrian Junior Cup	KTM	**18'03.684**	143.4	0.769
7	25	**Kimi GUNDERMANN**	SWI	KG – Racing	KTM	**18'09.315**	142.7	6.400
8	84	**Sebastian SCHMIDERER**	AUT	Austrian Junior Cup	KTM	**18'18.725**	141.4	15.810
9	35	**Lena KEMMER**	AUT	Austrian Junior Cup	KTM	**18'20.918**	141.1	18.003
10	42	**Manuel BLASSNIG**	AUT	Austrian Junior Cup	KTM	**18'44.866**	138.1	41.951
11	4	**Niklas WANNENMACHE**	AUT	Austrian Junior Cup	KTM	**18'46.666**	137.9	43.751
12	8	**Daniel KRABACHER**	AUT	Austrian Junior Cup	KTM	**19'04.992**	135.7	1'02.077
13	21	**Kilian CHRIST**	AUT	Austrian Junior Cup	KTM	**19'36.050**	132.1	1'33.135
14	45	**Jonathan JÖCHL**	AUT	Austrian Junior Cup	KTM	**19'36.070**	132.1	1'33.155
Not started								
	13	**Luis RAMMERSTORFER**	AUT	Austrian Junior Cup	KTM			

Race condition: **Dry**
Air: 17°
Humidity: 70%
Ground: 18°

Pole Position:		**Jonas KOCOUREK**	**1'44.972**	148.0 Km/h
Fastest Lap:				
Best Race Lap:		**New track layout**		
All Time Lap Record:	2021	**Jonas KOCOUREK**	**1'44.972**	148.0 Km/h

8:15'00		**SIGHTING LAP START**
8:19'09		**WARM UP LAP START**
8:21'07		**RACE START**
8:21'08	Luis RAMMERSTORFER	did not start
8:22'33	-	**No jump start**
8:35'29	**Korbinian BRANDL**	**track limits warning**
8:35'29	**Damian BOESSENKOOL**	**track limits warning**
8:41'20	**Phil URLASS**	**position penalty due to exceeding track limit on the last lap**

The results are provisional until the end of the limit for protest and appeals.

Time limit for protest expires 30' after publication of the results - ..... Time: .....

DORNA DATA PROCESSING TIMING SERVICE DORNA DATA PROCESSING TIMING SERVICE DORNA DATA PROCESSING TIMING SERVICE DORNA DATA PROCESSING TIMING SERVICE DORNA DATA PROCESSING TIMING SERVICE DORNA DATA PROCESSING TIMING SERVICE DORNA DATA PROCESSING TIMING SERVICE DORNA DATA PROCCEESSS

NORTHERN TALENT CUP

FIM EUROPE

Spielberg, Saturday, August 07, 2021

ed Bull Ring - Spielber

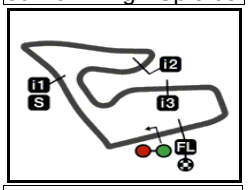

4318 m.

Results and timing service provided by TISSOT

NTC

MICHELIN® GRAND PRIX OF STYRIA
Qualifying Race Nr. 1
Top Speed & Average

	Rider	Nation	Motorcycle	Top 5 speeds					Average	Top
25	**Kimi GUNDERMANN**	**SWI**	KTM	196.0	195.2	193.8	189.8	188.1	192.6	**196.0**
95	**Maxime SCHMID**	**SWI**	KTM	195.6	192.1	190.8	186.8	185.5	190.2	**195.6**
24	**Julius Caesar RÖRIG**	**GER**	KTM	193.5	191.4	191.4	187.8	187.5	190.3	**193.5**
8	**Daniel KRABACHER**	**AUT**	KTM	191.4	186.2	184.6	184.3	183.3	186.0	**191.4**
35	**Lena KEMMER**	**AUT**	KTM	191.4	185.2	182.7	182.1	180.9	182.9	**191.4**
37	**Phil URLASS**	**GER**	KTM	191.1	190.4	186.5	185.2	185.2	187.7	**191.1**
51	**Tristan WALCH**	**AUT**	KTM	190.1	189.8	188.8	188.1	186.8	188.7	**190.1**
84	**Sebastian SCHMIDERER**	**AUT**	KTM	189.8	189.1	187.1	186.2	185.8	187.6	**189.8**
45	**Jonathan JÖCHL**	**AUT**	KTM	188.4	185.5	184.6	183.3	183.0	185.0	**188.4**
93	**Korbinian BRANDL**	**GER**	KTM	188.4	186.8	185.2	184.6	184.3	185.9	**188.4**
65	**Damian BOESSENKOOL**	**NED**	KTM	187.5	182.4	182.4	182.1	181.8	183.2	**187.5**
42	**Manuel BLASSNIG**	**AUT**	KTM	185.8	180.6	179.4	178.2	177.9	180.4	**185.8**
4	**Niklas WANNENMACHER**	**AUT**	KTM	185.2	182.4	182.4	181.5	181.5	182.6	**185.2**
21	**Kilian CHRIST**	**AUT**	KTM	179.4	178.2	175.8	175.0	174.1	176.1	**179.4**

DORNA DATA PROCESSING ,TIMING SERVICE DORNA DATA PROCESSING TIMING SERVICE DORNA DATA PROCESSING TIMING SERVICE DORNA DATA PROCESSING TIMING SERVICE DORNA DATA PROCESSING TIMING SERVICE DORNA DATA PROCESSING TIMING SERVICE DORNA DATA PROCESSING TIMING SERVICE DORNA DATA PROCCEESSS

NORTHERN TALENT CUP

FIM EUROPE

Spielberg, Saturday, August 07, 2021

ed Bull Ring - Spielber Results and timing service provided by TISSOT

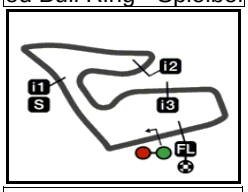

4318 m.

NTC

MICHELIN® GRAND PRIX OF STYRIA
Qualifying Race Nr. 1
Fastest Laps Sequence

Lap	Race Time		Rider	Nation	Motorcycle	Time	Km/h	Riders's Lap
0	**3'39.964**	65	**Damian BOESSENKOOL**	NED	KTM	**1'48.565**	143.1	2
0	**3'40.198**	93	**Korbinian BRANDL**	GER	KTM	**1'48.494**	143.2	2
0	**3'40.859**	51	**Tristan WALCH**	AUT	KTM	**1'48.149**	143.7	2
0	**7'16.140**	65	**Damian BOESSENKOOL**	NED	KTM	**1'47.938**	144.0	4
0	**9'04.213**	93	**Korbinian BRANDL**	GER	KTM	**1'47.933**	144.0	5
0	**9'05.158**	51	**Tristan WALCH**	AUT	KTM	**1'47.452**	144.6	5
0	**10'52.223**	51	**Tristan WALCH**	AUT	KTM	**1'47.065**	145.1	6
0	**10'52.689**	37	**Phil URLASS**	GER	KTM	**1'46.735**	145.6	6
0	**12'39.593**	95	**Maxime SCHMID**	SWI	KTM	**1'46.578**	145.8	7

DORNA DATA PROCESSING -TIMING SERVICE DORNA DATA PROCESSING TIMING SERVICE DORNA DATA PROCESSING TIMING SERVICE DORNA DATA PROCESSING TIMING SERVICE DORNA DATA PROCESSING TIMING SERVICE DORNA DATA PROCESSING TIMING SERVICE DORNA DATA PROCESSING TIMING SERVICE DORNA DATA PROCESSING TIMING SERVICE DORNA DATA PROCCEESSS

NORTHERN TALENT CUP

FIM EUROPE

Spielberg, Saturday, August 07, 2021

ed Bull Ring - Spielber

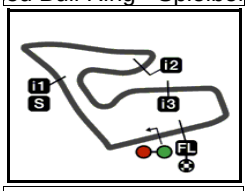

4318 m.

Results and timing service provided by TISSOT

NTC

MICHELIN® GRAND PRIX OF STYRIA
Qualifying Race Nr. 1
Chronological Analysis of Performances

** Lap / Sector time cancelled*
P Crossing the finish line in pit lane
T1 Time from finish line to 1st intermediate
T2 Time from 1st intermed. to 2nd intermed.
T3 Time from 2nd intermed. to 3rd intermed.
T4 Time from 3rd intermediate to finish line

1st 65 Damian BOESSENK — Team KNMV — NED

Lap	Lap Time		T1	T2	T3	T4	Speed
1	1'51.399		27.211	34.371	29.267	20.550	181.5
2	**1'48.565**		24.555	34.334	29.257	20.419	181.5
3	1'48.238	*	24.399	34.473	29.041*	20.325	181.8
4	**1'47.938**		24.450	34.085	29.070	20.333	182.4
5	1'47.878	*	24.440	34.015	29.082	20.341*	182.4
6	1'47.724	*	24.366	33.895	29.149	20.314*	181.5
7	**1'47.729**		24.261	33.940	29.052	20.476	182.1
8	1'48.216	*	24.728	34.127	28.881	20.480*	187.5
9	**1'47.847**		24.446	34.065	28.981	20.355	181.2
10	**1'47.381**		24.333	33.810	29.003	20.235	181.2

2nd 93 Korbinian BRANDL — RBR - Racing — GER

Lap	Lap Time		T1	T2	T3	T4	Speed
1	1'51.704		27.799	34.730	29.027	20.148	178.5
2	**1'48.494**		24.470	34.275	29.290	20.459	186.8
3	1'47.829	*	24.244	34.024	29.036	20.525*	188.4
4	1'48.253	*	24.70*	34.224	28.972	20.354	183.3
5	**1'47.933**		24.393	34.095	28.979	20.466	183.3
6	**1'47.837**		24.343	33.909	29.002	20.583	185.2
7	**1'47.358**		24.391	33.833	28.762	20.372	184.6
8	1'48.576	*	24.90*	34.163	29.029	20.484	184.3
9	1'47.588	*	24.422	33.850	29.046	20.270*	181.2
10	**1'47.474**		24.533	33.768	28.831	20.342	183.9

3rd 24 Julius Caesar RÖRI — MCA Racing — GER

Lap	Lap Time		T1	T2	T3	T4	Speed
1	1'51.629		27.239	34.992	28.964	20.434	179.4
2	1'49.599	*	24.366	35.214	28.931	21.088*	183.3
3	**1'48.421**		24.145	34.737	28.766	20.773	186.2
4	**1'48.305**		24.383	34.367	29.034	20.521	187.5
5	**1'48.077**		24.281	34.364	29.106	20.326	187.8
6	**1'47.059**		24.289	33.713	28.836	20.221	193.5
7	**1'46.995**		23.943	34.021	28.729	20.302	191.4
8	**1'48.212**		24.312	34.430	28.815	20.655	178.8
9	**1'47.456**		24.232	34.321	28.646	20.257	191.4
10	**1'47.377**		24.396	34.020	28.620	20.341	185.8

4th 95 Maxime SCHMID — Team Schmid — SWI

Lap	Lap Time		T1	T2	T3	T4	Speed
1	1'52.198		27.833	34.685	29.265	20.415	185.5
2	**1'48.892**		24.050	34.722	29.100	21.020	190.8
3	1'48.272	*	24.177	34.272	29.130	20.693*	183.0
4	1'48.463	*	24.641	34.092	29.162	20.568*	184.9
5	**1'48.051**		24.355	34.314	29.020	20.362	181.8
6	**1'47.139**		24.263	33.763	28.882	20.231	186.8
7	**1'46.578**		23.611	33.739	29.024	20.204	192.1
8	**1'48.862**		24.277	34.242	29.234	21.109	180.0
9	**1'47.526**		24.162	34.086	29.158	20.120	195.6
10	**1'47.306**		24.676	33.872	28.543	20.215	182.1

5th 37 Phil URLASS — PrüstelGP Juniorteam — GER

Lap	Lap Time		T1	T2	T3	T4	Speed
1	1'51.957		27.813	34.437	29.216	20.491	177.9
2	**1'48.583**		24.250	34.581	29.108	20.644	190.4
3	**1'48.939**		24.712	34.391	29.109	20.727	182.4
4	**1'48.063**		24.529	33.801	29.113	20.620	184.3
5	**1'48.412**		24.622	34.310	29.198	20.282	179.7
6	**1'46.735**		24.327	33.520	28.765	20.123	191.1
7	**1'47.028**		23.981	33.978	28.877	20.192	186.5
8	**1'48.140**		24.381	33.889	29.239	20.631	185.2
9	**1'47.972**		24.540	34.244	28.815	20.373	185.2
10	1'47.453	*	24.824	33.561	28.704*	20.364	182.4

6th 51 Tristan WALCH — Austrian Junior Cup — AUT

Lap	Lap Time		T1	T2	T3	T4	Speed
1	1'52.710		27.974	35.339	29.043	20.354	190.1
2	**1'48.149**		24.161	34.513	28.985	20.490	188.1
3	**1'48.578**		24.456	34.660	28.852	20.610	179.1
4	**1'48.269**		24.350	34.119	29.080	20.720	183.6
5	**1'47.452**		24.445	33.977	28.788	20.242	186.8
6	**1'47.065**		24.319	33.817	28.735	20.194	183.9
7	**1'47.713**		24.268	34.306	28.810	20.329	182.1
8	**1'48.224**		24.400	34.348	28.909	20.567	184.6
9	**1'48.149**		24.687	34.202	28.889	20.371	189.8
10	**1'47.375**		24.488	33.997	28.418	20.472	188.8

7th 25 Kimi GUNDERMAN — KG – Racing — SWI

Lap	Lap Time		T1	T2	T3	T4	Speed
1	1'53.078		27.920	35.174	29.067	20.917	180.0
2	**1'48.471**		23.918	34.724	28.773	21.056	195.2
3	**1'48.565**		23.941	35.154	28.804	20.666	189.8
4	**1'48.075**		24.075	34.638	28.677	20.685	193.8
5	**1'48.253**		24.081	34.905	28.599	20.668	183.0
6	**1'47.799**		24.083	34.179	28.843	20.694	196.0
7	**1'48.378**		24.304	34.173	29.224	20.677	188.1
8	**1'48.719**		24.279	34.832	29.016	20.592	187.1
9	1'49.146	*	24.416	34.097	29.934*	20.699	186.2
10	**1'48.831**		24.448	34.326	29.382	20.675	185.8

Fastest Lap:	**1'47.381**	24.333	33.810	29.003	20.235

DORNA DATA PROCESSING ,TIMING SERVICE DORNA DATA PROCESSING TIMING SERVICE DORNA DATA PROCESSING TIMING SERVICE DORNA DATA PROCESSING TIMING SERVICE DORNA DATA PROCESSING TIMING SERVICE DORNA DATA PROCESSING TIMING SERVICE DORNA DATA PROCESSING TIMING SERVICE DORNA DATA PROCCEESSS

NORTHERN TALENT CUP

FIM EUROPE

8th 84 Sebastian SCHMID — Austrian Junior Cup — AUT

Lap	Lap Time	T1	T2	T3	T4	Speed
1	1'54.047	28.002	35.592	29.611	20.842	185.8
2	**1'49.674**	24.252	34.819	29.808	20.795	189.8
3	**1'49.850**	24.275	34.750	29.933	20.892	189.1
4	**1'49.690**	24.525	34.746	29.757	20.662	187.1
5	**1'49.204**	24.314	34.571	29.704	20.615	186.2
6	**1'49.232**	24.476	34.574	29.666	20.516	185.5
7	**1'49.009**	24.339	34.387	29.737	20.546	185.5
8	**1'49.510**	24.431	34.449	30.182	20.448	185.5
9	**1'49.261**	24.302	34.582	29.823	20.554	185.5
10	**1'49.248**	24.541	34.337	29.680	20.690	184.6

9th 35 Lena KEMMER — Austrian Junior Cup — AUT

Lap	Lap Time	T1	T2	T3	T4	Speed
1	1'55.420	28.041	36.963	29.521	20.895	191.4
2	**1'49.920**	24.654	34.851	29.723	20.692	185.2
3	**1'49.899**	24.621	35.166	29.582	20.530	182.7
4	**1'49.909**	24.607	35.082	29.663	20.557	182.1
5	**1'49.669**	24.918	34.788	29.346	20.617	180.9
6	**1'49.345**	24.565	34.653	29.595	20.532	180.9
7	**1'48.844**	24.505	34.407	29.515	20.417	180.6
8	**1'48.950**	24.511	34.506	29.386	20.547	180.9
9	**1'49.364**	24.656	34.639	29.548	20.521	180.9
10	**1'49.598**	24.720	34.639	29.593	20.646	180.9

10th 42 Manuel BLASSNIG — Austrian Junior Cup — AUT

Lap	Lap Time	T1	T2	T3	T4	Speed
1	1'54.852	28.526	35.325	29.812	21.189	185.8
2	**1'51.926**	24.809	35.840	29.974	21.303	180.6
3	**1'51.453**	25.018	35.166	30.205	21.064	179.4
4	**1'52.031**	25.232	35.501	30.118	21.180	178.2
5	**1'52.264**	25.193	35.672	30.125	21.274	177.9
6	**1'52.095**	25.408	35.568	29.964	21.155	176.4
7	**1'51.857**	25.388	35.283	29.977	21.209	175.8
8	**1'53.265**	25.357	36.278	30.545	21.085	175.8
9	**1'52.817**	25.257	35.690	30.652	21.218	176.4
10	**1'52.306**	25.297	35.613	30.226	21.170	175.6

11th 4 Niklas WANNENMA — Austrian Junior Cup — AUT

Lap	Lap Time	T1	T2	T3	T4	Speed
1	1'57.199	28.587	36.523	30.710	21.379	185.2
2	1'52.898 *	25.027	35.586	30.876*	21.409	182.4
3	**1'51.881**	25.068	35.088	30.556	21.169	182.4
4	**1'51.925**	25.023	34.931	30.672	21.299	180.9
5	**1'52.122**	25.149	35.079	30.511	21.383	180.9
6	**1'52.226**	25.072	35.273	30.727	21.154	181.5
7	**1'52.211**	25.077	35.252	30.631	21.251	181.5
8	**1'51.773**	25.212	35.140	30.468	20.953	181.2
9	1'52.986 *	25.879	35.325	30.412*	21.370	169.5
10	**1'51.445**	25.264	35.072	30.048	21.061	179.4

12th 8 Daniel KRABACHE — Austrian Junior Cup — AUT

Lap	Lap Time	T1	T2	T3	T4	Speed
1	1'59.698	29.389	36.595	32.068	21.646	191.4
2	**1'53.198**	24.949	35.572	31.072	21.605	184.6
3	**1'52.782**	24.768	35.703	30.732	21.579	186.2
4	**1'53.110**	25.085	35.534	30.924	21.567	184.3
5	**1'54.099**	25.081	35.969	31.026	22.023	183.3
6	**1'54.272**	25.254	35.857	31.255	21.906	182.7
7	**1'53.887**	25.166	35.745	31.138	21.838	181.2
8	**1'54.676**	25.871	35.803	31.176	21.826	180.9
9	**1'54.095**	25.386	35.857	31.146	21.706	181.5
10	**1'55.175**	25.740	35.860	31.487	22.088	180.0

13th 21 Kilian CHRIST — Austrian Junior Cup — AUT

Lap	Lap Time	T1	T2	T3	T4	Speed
1	2'00.005	29.716	36.457	31.298	22.534	179.4
2	**1'56.664**	26.289	36.154	31.338	22.883	178.2
3	**1'59.175**	26.356	37.233	33.161	22.425	174.1
4	**1'56.727**	25.977	36.022	31.948	22.780	175.8
5	**1'57.419**	26.767	36.228	31.817	22.607	175.0
6	**1'57.022**	26.380	36.284	31.492	22.866	174.1
7	**1'56.594**	26.274	36.391	31.449	22.480	172.5
8	**1'57.699**	26.701	36.262	31.825	22.911	173.6
9	**1'57.899**	26.397	37.986	30.966	22.550	171.9
10	**1'56.846**	26.866	36.486	30.923	22.571	171.1

14th 45 Jonathan JÖCHL — Austrian Junior Cup — AUT

Lap	Lap Time	T1	T2	T3	T4	Speed
1	2'00.137	29.174	36.717	32.107	22.139	188.4
2	**1'57.653**	25.813	36.748	32.479	22.613	184.6
3	**1'57.531**	25.307	36.888	32.558	22.778	185.5
4	**1'57.742**	25.601	36.862	32.910	22.369	181.2
5	**1'57.820**	25.847	37.054	32.498	22.421	179.7
6	**1'57.888**	25.445	36.854	32.679	22.910	182.4
7	**1'56.686**	25.520	36.332	32.529	22.305	183.3
8	**1'56.732**	25.504	36.101	32.591	22.536	183.0
9	**1'57.209**	25.479	36.329	32.739	22.662	181.5
10	**1'56.672**	25.466	36.258	32.341	22.607	180.3

Fastest Lap:	**1'47.381**	24.333	33.810	29.003	20.235

DORNA DATA PROCESSING ,TIMING SERVICE DORNA DATA PROCESSING TIMING SERVICE DORNA DATA PROCESSING TIMING SERVICE DORNA DATA PROCESSING TIMING SERVICE DORNA DATA PROCESSING TIMING SERVICE DORNA DATA PROCESSING TIMING SERVICE DORNA DATA PROCESSING TIMING SERVICE DORNA DATA PROCCEESSS

NORTHERN TALENT CUP

ed Bull Ring - Spielber

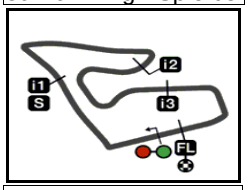

4318 m.

Results and timing service provided by TISSOT

NTC

MICHELIN® GRAND PRIX OF STYRIA
Qualifying Race Nr. 1
Lap Chart

Pos	1	2	3	4	5	6	7	8	9	10	11	12	13	14	15
Grid	24	65	37	35	95	25	93	51	84	13	42	4	8	21	45
1	65	24	93	37	95	51	25	84	42	35	4	8	21	45	
2	65	93	37	51	95	24	25	84	35	42	4	8	21	45	
3	93	65	95	51	37	24	25	84	35	42	4	8	45	21	
4	65	93	37	51	95	24	25	84	35	42	4	8	21	45	
5	65	93	51	95	37	24	25	84	35	42	4	8	21	45	
6	65	93	51	37	95	24	25	84	35	42	4	8	21	45	
7	93	65	95	37	51	24	25	84	35	42	4	8	21	45	
8	65	37	93	51	24	95	25	84	35	42	4	8	21	45	
9	65	93	24	37	95	51	25	84	35	42	4	8	21	45	
10	65	93	24	37	95	51	25	84	35	42	4	8	21	45	

Laps

Winner Lapped rider

DORNA DATA PROCESSING TIMING SERVICE DORNA DATA PROCESSING TIMING SERVICE DORNA DATA PROCESSING TIMING SERVICE DORNA DATA PROCESSING TIMING SERVICE DORNA DATA PROCESSING TIMING SERVICE DORNA DATA PROCESSING TIMING SERVICE DORNA DATA PROCESSING TIMING SERVICE DORNA DATA PROCCEESSS

NORTHERN TALENT CUP

FIM EUROPE

Spielberg, Saturday, August 07, 2021

ed Bull Ring - Spielber

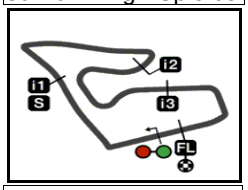

4318 m.

Results and timing service provided by TISSOT

NTC

MICHELIN® GRAND PRIX OF STYRIA
Qualifying Race Nr. 1
Fastest Lap of Each Rider

		Rider	Nation	Team	Motorcycle	Time	Lap	Total	Gap	
1	95	**Maxime SCHMID**	SWI	Team Schmid	KTM	**1'46.578**	7	10		
2	37	**Phil URLASS**	GER	PrüstelGP Juniorteam	KTM	**1'46.735**	6	10	0.157	0.157
3	24	**Julius Caesar RÖRIG**	GER	MCA Racing	KTM	**1'46.995**	7	10	0.417	0.260
4	51	**Tristan WALCH**	AUT	Austrian Junior Cup	KTM	**1'47.065**	6	10	0.487	0.070
5	93	**Korbinian BRANDL**	GER	RBR - Racing	KTM	**1'47.358**	7	10	0.780	0.293
6	65	**Damian BOESSENKOOL**	NED	Team KNMV	KTM	**1'47.381**	10	10	0.803	0.023
7	25	**Kimi GUNDERMANN**	SWI	KG – Racing	KTM	**1'47.799**	6	10	1.221	0.418
8	35	**Lena KEMMER**	AUT	Austrian Junior Cup	KTM	**1'48.844**	7	10	2.266	1.045
9	84	**Sebastian SCHMIDERER**	AUT	Austrian Junior Cup	KTM	**1'49.009**	7	10	2.431	0.165
10	4	**Niklas WANNENMACHER**	AUT	Austrian Junior Cup	KTM	**1'51.445**	10	10	4.867	2.436
11	42	**Manuel BLASSNIG**	AUT	Austrian Junior Cup	KTM	**1'51.453**	3	10	4.875	0.008
12	8	**Daniel KRABACHER**	AUT	Austrian Junior Cup	KTM	**1'52.782**	3	10	6.204	1.329
13	21	**Kilian CHRIST**	AUT	Austrian Junior Cup	KTM	**1'56.594**	7	10	10.016	3.812
14	45	**Jonathan JÖCHL**	AUT	Austrian Junior Cup	KTM	**1'56.672**	10	10	10.094	0.078

DORNA DATA PROCESSING ,TIMING SERVICE DORNA DATA PROCESSING TIMING SERVICE DORNA DATA PROCESSING TIMING SERVICE DORNA DATA PROCESSING TIMING SERVICE DORNA DATA PROCESSING TIMING SERVICE DORNA DATA PROCESSING TIMING SERVICE DORNA DATA PROCESSING TIMING SERVICE DORNA DATA PROCCEESSS

NORTHERN TALENT CUP

FIM EUROPE

Spielberg, Saturday, August 07, 2021

ed Bull Ring - Spielber

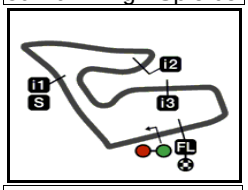

4318 m.

Results and timing service provided by TISSOT

NTC

MICHELIN® GRAND PRIX OF STYRIA

Qualifying Race Nr. 1

Analysis by Lap

Num Lap Time Gap

Lap 1

65	1'51.399	
24	1'51.629	0.230
93	1'51.704	0.305
37	1'51.957	0.558
95	1'52.198	0.799
51	1'52.710	1.311
25	1'53.078	1.679
84	1'54.047	2.648
42	1'54.852	3.453
35	1'55.420	4.021
4	1'57.199	5.800
8	1'59.698	8.299
21	2'00.005	8.606
45	2'00.137	8.738

Lap 2

65	1'48.565	
93	1'48.494	0.234
37	1'48.583	0.576
51	1'48.149	0.895
95	1'48.892	1.126
24	1'49.599	1.264
25	1'48.471	1.585
84	1'49.674	3.757
35	1'49.920	5.376
42	1'51.926	6.814
4	1'52.898	10.133
8	1'53.198	12.932
21	1'56.664	16.705
45	1'57.653	17.826

Lap 3

93	1'47.829	
65	1'48.238	0.175
95	1'48.272	1.335
51	1'48.578	1.410
37	1'48.939	1.452
24	1'48.421	1.622
25	1'48.565	2.087
84	1'49.850	5.544
35	1'49.899	7.212
42	1'51.453	10.204
4	1'51.881	13.951
8	1'52.782	17.651
45	1'57.531	27.294
21	1'59.175	27.817

Lap 4

65	1'47.938	
93	1'48.253	0.140
37	1'48.063	1.402
51	1'48.269	1.566
95	1'48.463	1.685
24	1'48.305	1.814
25	1'48.075	2.049
84	1'49.690	7.121
35	1'49.909	9.008
42	1'52.031	14.122
4	1'51.925	17.763
8	1'53.110	22.648
21	1'56.727	36.431
45	1'57.742	36.923

Lap 5

65	1'47.878	
93	1'47.933	0.195
51	1'47.452	1.140
95	1'48.051	1.858
37	1'48.412	1.936
24	1'48.077	2.013
25	1'48.253	2.424
84	1'49.204	8.447
35	1'49.669	10.799
42	1'52.264	18.508
4	1'52.122	22.007
8	1'54.099	28.869
21	1'57.419	45.972
45	1'57.820	46.865

Lap 6

65	1'47.724	
93	1'47.837	0.308
51	1'47.065	0.481
37	1'46.735	0.947
95	1'47.139	1.273
24	1'47.059	1.348
25	1'47.799	2.499
84	1'49.232	9.955
35	1'49.345	12.420
42	1'52.095	22.879
4	1'52.226	26.509
8	1'54.272	35.417
21	1'57.022	55.270
45	1'57.888	57.029

Lap 7

93	1'47.358	
65	1'47.729	0.063
95	1'46.578	0.185
37	1'47.028	0.309
51	1'47.713	0.528
24	1'46.995	0.677
25	1'48.378	3.211
84	1'49.009	11.298
35	1'48.844	13.598
42	1'51.857	27.070
4	1'52.211	31.054
8	1'53.887	41.638
21	1'56.594	1'04.198
45	1'56.686	1'06.049

Lap 8

65	1'48.216	
37	1'48.140	0.170
93	1'48.576	0.297
51	1'48.224	0.473
24	1'48.212	0.610
95	1'48.862	0.768
25	1'48.719	3.651
84	1'49.510	12.529
35	1'48.950	14.269
42	1'53.265	32.056
4	1'51.773	34.548
8	1'54.676	48.035
21	1'57.699	1'13.618
45	1'56.732	1'14.502

Lap 9

65	1'47.847	
93	1'47.588	0.038
24	1'47.456	0.219
37	1'47.972	0.295
95	1'47.526	0.447
51	1'48.149	0.775
25	1'49.146	4.950
84	1'49.261	13.943
35	1'49.364	15.786
42	1'52.817	37.026
4	1'52.986	39.687
8	1'54.095	54.283
21	1'57.899	1'23.670
45	1'57.209	1'23.864

Lap 10

65	1'47.381	
93	1'47.474	0.131
24	1'47.377	0.215
37	1'47.453	0.367
95	1'47.306	0.372
51	1'47.375	0.769
25	1'48.831	6.400
84	1'49.248	15.810
35	1'49.598	18.003
42	1'52.306	41.951
4	1'51.445	43.751
8	1'55.175	1'02.077
21	1'56.846	1'33.135
45	1'56.672	1'33.155

Lapped rider

DORNA DATA PROCESSING ,TIMING SERVICE DORNA DATA PROCESSING TIMING SERVICE DORNA DATA PROCESSING TIMING SERVICE DORNA DATA PROCESSING TIMING SERVICE DORNA DATA PROCESSING TIMING SERVICE DORNA DATA PROCESSING TIMING SERVICE DORNA DATA PROCESSING TIMING SERVICE DORNA DATA PROCCEESSS

NORTHERN TALENT CUP

FIM EUROPE

ed Bull Ring - Spielber

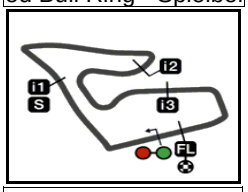

4318 m.

Results and timing service provided by TISSOT

NTC

MICHELIN® GRAND PRIX OF STYRIA

After the **Qualifying Race Nr. 1**

Event Best Maximum Speed

	Rider	Nation	Team	Motorcycle	Km/h	
15	**Julius COENEN**	**GER**	Helena und Julius Racing Team -	KTM	**197.0**	Free Practice Nr. 2
25	**Kimi GUNDERMANN**	**SWI**	KG – Racing	KTM	**196.0**	Qualifying Race Nr
95	**Maxime SCHMID**	**SWI**	Team Schmid	KTM	**195.6**	Qualifying Race Nr
28	**Kevin FARKAS**	**HUN**	Agria Racing Team	KTM	**194.9**	Free Practice Nr. 1
20	**Dustin SCHNEIDER**	**GER**	PrüstelGP Juniorteam	KTM	**194.5**	Free Practice Nr. 2
81	**Lorenz LUCIANO**	**BEL**	Junior Black Knights Team	KTM	**194.2**	Qualifying Practice
27	**Loris VENEMAN**	**NED**	Kahuna Security Racing	KTM	**193.8**	Qualifying Practice
18	**Noa CUYPERS**	**BEL**	Junior Black Knights Team	KTM	**193.8**	Qualifying Practice
48	**Lenoxx PHOMMARA**	**SWI**	Phommara Team	KTM	**193.8**	Free Practice Nr. 1
24	**Julius Caesar RÖRIG**	**GER**	MCA Racing	KTM	**193.5**	Qualifying Race Nr
19	**Rio OLOFSEN**	**NED**	Team KNMV	KTM	**193.2**	Free Practice Nr. 2
2	**Jordan BARTUCCA**	**SWI**	Allesauto Racing	KTM	**193.2**	Free Practice Nr. 2
56	**Jonas KOCOUREK**	**CZE**	JRT Brno Circuit	KTM	**193.2**	Free Practice Nr. 2
84	**Sebastian SCHMIDERER**	**AUT**	Austrian Junior Cup	KTM	**192.8**	Free Practice Nr. 1
33	**Luca GÖTTLICHER**	**GER**	Austrian Junior Cup	KTM	**192.5**	Qualifying Practice
68	**Kas BEEKMANS**	**NED**	Team KNMV	KTM	**192.5**	Qualifying Practice
7	**Mateusz MOLIK**	**POL**	Speed Day Junior Racing Team	KTM	**192.5**	Qualifying Practice
12	**Martin VINCZE**	**HUN**	Chrobák Motorsport Egyesület	KTM	**192.5**	Qualifying Practice
59	**Jakub GURECKY**	**CZE**	JRT Brno Circuit	KTM	**192.1**	Free Practice Nr. 2
23	**Stepan ZUDA**	**CZE**	Motoracing23 Klub V ACR	KTM	**192.1**	Qualifying Practice
8	**Daniel KRABACHER**	**AUT**	Austrian Junior Cup	KTM	**191.4**	Qualifying Race Nr
5	**Leo RAMMERSTORFER**	**AUT**	Austrian Junior Cup	KTM	**191.4**	Qualifying Practice
35	**Lena KEMMER**	**AUT**	Austrian Junior Cup	KTM	**191.4**	Qualifying Race Nr
6	**Jacopo HOSCIUC**	**ROU**	Hos Racing Team	KTM	**191.1**	Qualifying Practice
37	**Phil URLASS**	**GER**	PrüstelGP Juniorteam	KTM	**191.1**	Qualifying Race Nr
65	**Damian BOESSENKOOL**	**NED**	Team KNMV	KTM	**190.4**	Free Practice Nr. 2
92	**Rossi MOOR**	**HUN**	FAIRIUM Next Generation Riders	KTM	**190.4**	Qualifying Practice
94	**Niklas KITZBICHLER**	**AUT**	Racing-Team-Kitzbichler	KTM	**190.4**	Free Practice Nr. 1
51	**Tristan WALCH**	**AUT**	Austrian Junior Cup	KTM	**190.1**	Qualifying Race Nr
57	**Kilian HOLZER**	**AUT**	Austrian Junior Cup	KTM	**189.4**	Free Practice Nr. 1
45	**Jonathan JÖCHL**	**AUT**	Austrian Junior Cup	KTM	**188.4**	Qualifying Race Nr
93	**Korbinian BRANDL**	**GER**	RBR - Racing	KTM	**188.4**	Qualifying Race Nr
13	**Luis RAMMERSTORFER**	**AUT**	Austrian Junior Cup	KTM	**186.8**	Qualifying Practice
42	**Manuel BLASSNIG**	**AUT**	Austrian Junior Cup	KTM	**185.8**	Qualifying Race Nr
4	**Niklas WANNENMACHER**	**AUT**	Austrian Junior Cup	KTM	**185.8**	Free Practice Nr. 1
21	**Kilian CHRIST**	**AUT**	Austrian Junior Cup	KTM	**179.4**	Qualifying Race Nr

DORNA DATA PROCESSING TIMING SERVICE DORNA DATA PROCESSING TIMING SERVICE DORNA DATA PROCESSING TIMING SERVICE DORNA DATA PROCESSING TIMING SERVICE DORNA DATA PROCESSING TIMING SERVICE DORNA DATA PROCESSING TIMING SERVICE DORNA DATA PROCESSING TIMING SERVICE DORNA DATA PROCCEESSS

NORTHERN TALENT CUP

FIM EUROPE

Spielberg, Saturday, August 07, 2021

ed Bull Ring - Spielber

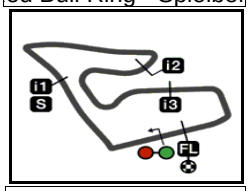

4318 m.

Results and timing service provided by TISSOT

NTC

MICHELIN® GRAND PRIX OF STYRIA
Qualifying Race Nr.2 Starting Grid

Race : 10 laps = 43.18 km

1	**1** 1'47.464 **37 Phil URLASS** KTM	**2** 1'47.702 **35 Lena KEMMER** KTM	**3** 1'47.766 **95 Maxime SCHMID** KTM
2	**4** 1'48.078 **25 Kimi GUNDERMANN** KTM	**5** 1'48.179 **51 Tristan WALCH** KTM	**6** 1'48.802 **84 Sebastian SCHMIDERER** KTM
3	**7** 1'49.642 **13 Luis RAMMERSTORFER** KTM	**8** 1'51.474 **42 Manuel BLASSNIG** KTM	**9** 1'52.739 **4 Niklas WANNENMACHER** KTM
4	**10** 1'53.101 **8 Daniel KRABACHER** KTM	**11** 1'57.172 **21 Kilian CHRIST** KTM	**12** 1'57.286 **45 Jonathan JÖCHL** KTM

The results are provisional until the end of the limit for protest and appeals and until the ratification of the Event Management Committee.

Time limit for protest expires 60' at the latest after publication of the results - . ..... Time: .....

DORNA DATA PROCESSING TIMING SERVICE DORNA DATA PROCESSING TIMING SERVICE DORNA DATA PROCESSING TIMING SERVICE DORNA DATA PROCESSING TIMING SERVICE DORNA DATA PROCESSING TIMING SERVICE DORNA DATA PROCESSING TIMING SERVICE DORNA DATA PROCESSING TIMING SERVICE DORNA DATA PROCCEESSS

NORTHERN TALENT CUP

FIM EUROPE

Spielberg, Saturday, August 07, 2021

ed Bull Ring - Spielber

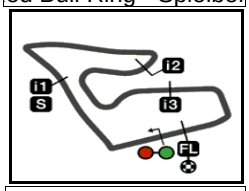

4318 m.

Results and timing service provided by TISSOT

NTC

MICHELIN® GRAND PRIX OF STYRIA
Official Starting Grid

Race : 15 laps = 64.77 km

1	**1** 1'44.972 **56 Jonas KOCOUREK** KTM	**2** 1'45.032 **27 Loris VENEMAN** KTM	**3** 1'45.074 **48 Lenoxx PHOMMARA** KTM
2	**4** 1'45.108 **59 Jakub GURECKY** KTM	**5** 1'45.256 **68 Kas BEEKMANS** KTM	**6** 1'45.363 **28 Kevin FARKAS** KTM
3	**7** 1'45.521 **92 Rossi MOOR** KTM	**8** 1'45.572 **6 Jacopo HOSCIUC** KTM	**9** 1'45.658 **94 Niklas KITZBICHLER** KTM
4	**10** 1'45.674 **12 Martin VINCZE** KTM	**11** 1'45.699 **15 Julius COENEN** KTM	**12** 1'45.808 **81 Lorenz LUCIANO** KTM
5	**13** 1'45.815 **5 Leo RAMMERSTORFER** KTM	**14** 1'45.838 **33 Luca GÖTTLICHER** KTM	**15** 1'45.913 **18 Noa CUYPERS** KTM
6	**16** 1'45.992 **7 Mateusz MOLIK** KTM	**17** 1'46.105 **23 Stepan ZUDA** KTM	**18** 1'46.193 **20 Dustin SCHNEIDER** KTM
7	**19** 1'46.541 **2 Jordan BARTUCCA** KTM	**20** 1'46.612 **19 Rio OLOFSEN** KTM	**21** 1'46.683 **57 Kilian HOLZER** KTM
8	**22** 18'02.915 **65 Damian BOESSENKOOL** KTM	**23** 1'48.159 **93 Korbinian BRANDL** KTM	**24** 18'03.130 **24 Julius Caesar RÖRIG** KTM

The results are provisional until the end of the limit for protest and appeals and until the ratification of the Event Management Committee.

Time limit for protest expires 60' at the latest after publication of the results - . ..... Time: .....

DORNA DATA PROCESSING TIMING SERVICE DORNA DATA PROCESSING TIMING SERVICE DORNA DATA PROCESSING TIMING SERVICE DORNA DATA PROCESSING TIMING SERVICE DORNA DATA PROCESSING TIMING SERVICE DORNA DATA PROCESSING TIMING SERVICE DORNA DATA PROCESSING TIMING SERVICE DORNA DATA PROCCEESSS

NORTHERN TALENT CUP

FIM EUROPE

Spielberg, Saturday, August 07, 2021