

4318 m.

MICHELIN® GRAND PRIX OF STYRIA

Qualifying Race Nr. 1

Classification after 10 laps = 43.18 km

Pos	Rider	Nation	Team	Motorcycle	Total Time	Km/h	Gap
1	65 Damian BOESSENKOOL	NED	Team KNMV	KTM	18'02.915	143.5	
2	93 Korbinian BRANDL	GER	RBR - Racing	KTM	18'03.046	143.5	0.131
3	24 Julius Caesar RÖRIG	GER	MCA Racing	KTM	18'03.130	143.5	0.215
4	95 Maxime SCHMID	SWI	Team Schmid	KTM	18'03.287	143.4	0.372
5	37 Phil URLASS	GER	PrüstelGP Juniorteam	KTM	18'03.282	143.4	0.367
6	51 Tristan WALCH	AUT	Austrian Junior Cup	KTM	18'03.684	143.4	0.769
7	25 Kimi GUNDERMANN	SWI	KG – Racing	KTM	18'09.315	142.7	6.400
8	84 Sebastian SCHMIDERER	AUT	Austrian Junior Cup	KTM	18'18.725	141.4	15.810
9	35 Lena KEMMER	AUT	Austrian Junior Cup	KTM	18'20.918	141.1	18.003
10	42 Manuel BLASSNIG	AUT	Austrian Junior Cup	KTM	18'44.866	138.1	41.951
11	4 Niklas WANNENMACHE	AUT	Austrian Junior Cup	KTM	18'46.666	137.9	43.751
12	8 Daniel KRABACHER	AUT	Austrian Junior Cup	KTM	19'04.992	135.7	1'02.077
13	21 Kilian CHRIST	AUT	Austrian Junior Cup	KTM	19'36.050	132.1	1'33.135
14	45 Jonathan JÖCHL	AUT	Austrian Junior Cup	KTM	19'36.070	132.1	1'33.155
Not started							
	13 Luis RAMMERSTORFER	AUT	Austrian Junior Cup	KTM			

Race condition: Dry

Air: 17°

Humidity: 70%

Ground: 18°

Pole Position:

Jonas KOCOUREK

1'44.972

148.0 Km/h

Fastest Lap:

New track layout

Best Race Lap:**All Time Lap Record:**

2021

Jonas KOCOUREK

1'44.972

148.0 Km/h

8:15'00

8:19'09

8:21'07

8:21'08 Luis RAMMERSTORFER

8:22'33

8:35'29 **Korbinian BRANDL**8:35'29 **Damian BOESSENKOOL**8:41'20 **Phil URLASS****SIGHTING LAP START****WARM UP LAP START****RACE START**

did not start

No jump start**track limits warning****track limits warning****position penalty due to exceeding track limit on the last lap**

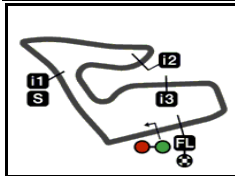
The results are provisional until the end of the limit for protest and appeals.

Time limit for protest expires 30' after publication of the results - Time:

DORNA DATA PROCESSING TIMING SERVICE DORNA DATA PROCESSING TIMING SERVICE DORNA DATA PROCESSING TIMING SERVICE DORNA DATA PROCESSING TIMING SERVICE DORNA DATA PROCESSING TIMING SERVICE DORNA DATA
PROCESSING TIMING SERVICE DORNA DATA PROCESSING TIMING SERVICE DORNA DATA PROCESSING TIMING SERVICE DORNA DATA PROCCEESSS

Spielberg, Saturday, August 07, 2021

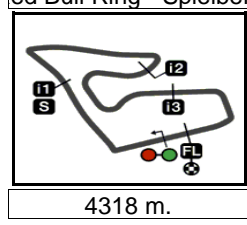






4318 m.

MICHELIN® GRAND PRIX OF STYRIA**Qualifying Race Nr. 1****Fastest Laps Sequence**

<i>Lap</i>	<i>Race Time</i>	 <i>Rider</i>	<i>Nation</i>	<i>Motorcycle</i>	<i>Time</i>	<i>Km/h</i>	<i>Riders's Lap</i>
0	3'39.964	65 Damian BOESSENKOOL	NED	KTM	1'48.565	143.1	2
0	3'40.198	93 Korbinian BRANDL	GER	KTM	1'48.494	143.2	2
0	3'40.859	51 Tristan WALCH	AUT	KTM	1'48.149	143.7	2
0	7'16.140	65 Damian BOESSENKOOL	NED	KTM	1'47.938	144.0	4
0	9'04.213	93 Korbinian BRANDL	GER	KTM	1'47.933	144.0	5
0	9'05.158	51 Tristan WALCH	AUT	KTM	1'47.452	144.6	5
0	10'52.223	51 Tristan WALCH	AUT	KTM	1'47.065	145.1	6
0	10'52.689	37 Phil URLASS	GER	KTM	1'46.735	145.6	6
0	12'39.593	95 Maxime SCHMID	SWI	KTM	1'46.578	145.8	7



MICHELIN® GRAND PRIX OF STYRIA
Qualifying Race Nr. 1
Chronological Analysis of Performances

* Lap / Sector time cancelled		T1 Time from finish line to 1st intermediate				T3 Time from 2nd intermed. to 3rd intermed.									
P Crossing the finish line in pit lane		T2 Time from 1st intermed. to 2nd intermed.				T4 Time from 3rd intermediate to finish line									
Lap	Lap Time	T1	T2	T3	T4	Speed	Lap	Lap Time	T1	T2	T3	T4	Speed		
1st	65	Damian BOESSENK Team KNMV NED						6	1'47.139	24.263	33.763	28.882	20.231	186.8	
							7	<u>1'46.578</u>	<u>23.611</u>	<u>33.739</u>	29.024	20.204	192.1		
							8	1'48.862	24.277	34.242	29.234	21.109	180.0		
							9	1'47.526	24.162	34.086	29.158	<u>20.120</u>	<u>195.6</u>		
							10	1'47.306	24.676	33.872	<u>28.543</u>	20.215	182.1		
		1	1'51.399	27.211	34.371	29.267	20.550	181.5	5th 37 Phil URLASS PrüstelGP Juniorteam GER						
		2	1'48.565	24.555	34.334	29.257	20.419	181.5	1	1'51.957	27.813	34.437	29.216	20.491	177.9
		3	1'48.238 *	24.399	34.473	29.041*	20.325	181.8	2	1'48.583	24.250	34.581	29.108	20.644	190.4
		4	1'47.938	24.450	34.085	29.070	20.333	182.4	3	1'48.939	24.712	34.391	29.109	20.727	182.4
		5	1'47.878 *	24.440	34.015	29.082	20.341*	182.4	4	1'48.063	24.529	33.801	29.113	20.620	184.3
		6	1'47.724 *	24.366	33.895	29.149	20.314*	181.5	5	1'48.412	24.622	34.310	29.198	20.282	179.7
		7	1'47.729	<u>24.261</u>	33.940	29.052	20.476	182.1	6	<u>1'46.735</u>	24.327	<u>33.520</u>	<u>28.765</u>	<u>20.123</u>	<u>191.1</u>
		8	1'48.216 *	24.728	34.127	<u>28.881</u>	20.480*	<u>187.5</u>	7	1'47.028	<u>23.981</u>	33.978	28.877	20.192	186.5
		9	1'47.847	24.446	34.065	28.981	20.355	181.2	8	1'48.140	24.381	33.889	29.239	20.631	185.2
		10	<u>1'47.381</u>	24.333	<u>33.810</u>	29.003	<u>20.235</u>	181.2	9	1'47.972	24.540	34.244	28.815	20.373	185.2
									10	1'47.453 *	24.824	33.561	28.704*	20.364	182.4
2nd	93	Korbinian BRANDL RBR - Racing GER						6th	51	Tristan WALCH Austrian Junior Cup AUT					
		1	1'51.704	27.799	34.730	29.027	<u>20.148</u>	178.5	1	1'52.710	27.974	35.339	29.043	20.354	<u>190.1</u>
		2	1'48.494	24.470	34.275	29.290	20.459	186.8	2	1'48.149	<u>24.161</u>	34.513	28.985	20.490	188.1
		3	1'47.829 *	<u>24.244</u>	34.024	29.036	20.525*	<u>188.4</u>	3	1'48.578	24.456	34.660	28.852	20.610	179.1
		4	1'48.253 *	24.70*	34.224	28.972	20.354	183.3	4	1'48.269	24.350	34.119	29.080	20.720	183.6
		5	1'47.933	24.393	34.095	28.979	20.466	183.3	5	1'47.452	24.445	33.977	28.788	20.242	186.8
		6	1'47.837	24.343	33.909	29.002	20.583	185.2	6	<u>1'47.065</u>	24.319	<u>33.817</u>	28.735	<u>20.194</u>	183.9
		7	<u>1'47.358</u>	24.391	33.833	<u>28.762</u>	20.372	184.6	7	1'47.713	24.268	34.306	28.810	20.329	182.1
		8	1'48.576 *	24.90*	34.163	29.029	20.484	184.3	8	1'48.224	24.400	34.348	28.909	20.567	184.6
		9	1'47.588 *	24.422	33.850	29.046	20.270*	181.2	9	1'48.149	24.687	34.202	28.889	20.371	189.8
		10	1'47.474	24.533	<u>33.768</u>	28.831	20.342	183.9	10	1'47.375	24.488	33.997	<u>28.418</u>	20.472	188.8
3rd	24	Julius Caesar RÖRI MCA Racing GER						7th	25	Kimi GUNDERMAN KG - Racing SWI					
		1	1'51.629	27.239	34.992	28.964	20.434	179.4	1	1'53.078	27.920	35.174	29.067	20.917	180.0
		2	1'49.599 *	24.366	35.214	28.931	21.088*	183.3	2	1'48.471	<u>23.918</u>	34.724	28.773	21.056	195.2
		3	1'48.421	24.145	34.737	28.766	20.773	186.2	3	1'48.565	23.941	35.154	28.804	20.666	189.8
		4	1'48.305	24.383	34.367	29.034	20.521	187.5	4	1'48.075	24.075	34.638	28.677	20.685	193.8
		5	1'48.077	24.281	34.364	29.106	20.326	187.8	5	1'48.253	24.081	34.905	<u>28.599</u>	20.668	183.0
		6	1'47.059	24.289	<u>33.713</u>	28.836	<u>20.221</u>	<u>193.5</u>	6	<u>1'47.799</u>	24.083	34.179	28.843	20.694	<u>196.0</u>
		7	<u>1'46.995</u>	<u>23.943</u>	34.021	28.729	20.302	191.4	7	1'48.378	24.304	34.173	29.224	20.677	188.1
		8	1'48.212	24.312	34.430	28.815	20.655	178.8	8	1'48.719	24.279	34.832	29.016	<u>20.592</u>	187.1
		9	1'47.456	24.232	34.321	28.646	20.257	191.4	9	1'49.146 *	24.416	<u>34.097</u>	29.934*	20.699	186.2
		10	1'47.377	24.396	34.020	<u>28.620</u>	20.341	185.8	10	1'48.831	24.448	34.326	29.382	20.675	185.8
4th	95	Maxime SCHMID Team Schmid SWI						Fastest Lap: 1'47.381 24.333 33.810 29.003 20.235							
		1	1'52.198	27.833	34.685	29.265	20.415	185.5	<small>DORNA DATA PROCESSING TIMING SERVICE DORNA DATA PROCESSING TIMING SERVICE DORNA DATA PROCESSING TIMING SERVICE DORNA DATA PROCESSING TIMING SERVICE DORNA DATA PROCESSING TIMING SERVICE DORNA DATA PROCESSING TIMING SERVICE DORNA DATA PROCESSES</small>						
		2	1'48.892	24.050	34.722	29.100	21.020	190.8							
		3	1'48.272 *	24.177	34.272	29.130	20.693*	183.0							
		4	1'48.463 *	24.641	34.092	29.162	20.568*	184.9	Spielberg, Saturday, August 07, 2021						
		5	1'48.051	24.355	34.314	29.020	20.362	181.8	Page 1 of 2						

DORNA DATA PROCESSING TIMING SERVICE DORNA DATA PROCESSING TIMING SERVICE DORNA DATA PROCESSING TIMING SERVICE DORNA DATA PROCESSING TIMING SERVICE DORNA DATA PROCESSING TIMING SERVICE DORNA DATA PROCESSES

Qualifying Race Nr. 1

NTC

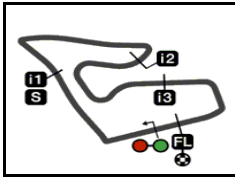
Lap	Lap Time	T1	T2	T3	T4	Speed	Lap	Lap Time	T1	T2	T3	T4	Speed	
8th	84	Sebastian SCHMID Austrian Junior Cup AUT						3	1'52.782	24.768	35.703	30.732	21.579	186.2
							4	1'53.110	25.085	35.534	30.924	21.567	184.3	
1	1'54.047	28.002	35.592	29.611	20.842	185.8	5	1'54.099	25.081	35.969	31.026	22.023	183.3	
2	1'49.674	24.252	34.819	29.808	20.795	189.8	6	1'54.272	25.254	35.857	31.255	21.906	182.7	
3	1'49.850	24.275	34.750	29.933	20.892	189.1	7	1'53.887	25.166	35.745	31.138	21.838	181.2	
4	1'49.690	24.525	34.746	29.757	20.662	187.1	8	1'54.676	25.871	35.803	31.176	21.826	180.9	
5	1'49.204	24.314	34.571	29.704	20.615	186.2	9	1'54.095	25.386	35.857	31.146	21.706	181.5	
6	1'49.232	24.476	34.574	29.666	20.516	185.5	10	1'55.175	25.740	35.860	31.487	22.088	180.0	
7	1'49.009	24.339	34.387	29.737	20.546	185.5	13th 21 Kilian CHRIST Austrian Junior Cup AUT							
8	1'49.510	24.431	34.449	30.182	20.448	185.5	1	2'00.005	29.716	36.457	31.298	22.534	179.4	
9	1'49.261	24.302	34.582	29.823	20.554	185.5	2	1'56.664	26.289	36.154	31.338	22.883	178.2	
10	1'49.248	24.541	34.337	29.680	20.690	184.6	3	1'59.175	26.356	37.233	33.161	22.425	174.1	
9th 35 Lena KEMMER Austrian Junior Cup AUT							4	1'56.727	25.977	36.022	31.948	22.780	175.8	
1	1'55.420	28.041	36.963	29.521	20.895	191.4	5	1'57.419	26.767	36.228	31.817	22.607	175.0	
2	1'49.920	24.654	34.851	29.723	20.692	185.2	6	1'57.022	26.380	36.284	31.492	22.866	174.1	
3	1'49.899	24.621	35.166	29.582	20.530	182.7	7	1'56.594	26.274	36.391	31.449	22.480	172.5	
4	1'49.909	24.607	35.082	29.663	20.557	182.1	8	1'57.699	26.701	36.262	31.825	22.911	173.6	
5	1'49.669	24.918	34.788	29.346	20.617	180.9	9	1'57.899	26.397	37.986	30.966	22.550	171.9	
6	1'49.345	24.565	34.653	29.595	20.532	180.9	10	1'56.846	26.866	36.486	30.923	22.571	171.1	
7	1'48.844	24.505	34.407	29.515	20.417	180.6	14th 45 Jonathan JÖCHL Austrian Junior Cup AUT							
8	1'48.950	24.511	34.506	29.386	20.547	180.9	1	2'00.137	29.174	36.717	32.107	22.139	188.4	
9	1'49.364	24.656	34.639	29.548	20.521	180.9	2	1'57.653	25.813	36.748	32.479	22.613	184.6	
10	1'49.598	24.720	34.639	29.593	20.646	180.9	3	1'57.531	25.307	36.888	32.558	22.778	185.5	
10th 42 Manuel BLASSNIG Austrian Junior Cup AUT							4	1'57.742	25.601	36.862	32.910	22.369	181.2	
1	1'54.852	28.526	35.325	29.812	21.189	185.8	5	1'57.820	25.847	37.054	32.498	22.421	179.7	
2	1'51.926	24.809	35.840	29.974	21.303	180.6	6	1'57.888	25.445	36.854	32.679	22.910	182.4	
3	1'51.453	25.018	35.166	30.205	21.064	179.4	7	1'56.686	25.520	36.332	32.529	22.305	183.3	
4	1'52.031	25.232	35.501	30.118	21.180	178.2	8	1'56.732	25.504	36.101	32.591	22.536	183.0	
5	1'52.264	25.193	35.672	30.125	21.274	177.9	9	1'57.209	25.479	36.329	32.739	22.662	181.5	
6	1'52.095	25.408	35.568	29.964	21.155	176.4	10	1'56.672	25.466	36.258	32.341	22.607	180.3	
7	1'51.857	25.388	35.283	29.977	21.209	175.8	11th 4 Niklas WANNENMA Austrian Junior Cup AUT							
8	1'53.265	25.357	36.278	30.545	21.085	175.8	1	1'57.199	28.587	36.523	30.710	21.379	185.2	
9	1'52.817	25.257	35.690	30.652	21.218	176.4	2	1'52.898 *	25.027	35.586	30.876*	21.409	182.4	
10	1'52.306	25.297	35.613	30.226	21.170	175.6	3	1'51.881	25.068	35.088	30.556	21.169	182.4	
11th 4 Niklas WANNENMA Austrian Junior Cup AUT							4	1'51.925	25.023	34.931	30.672	21.299	180.9	
1	1'57.199	28.587	36.523	30.710	21.379	185.2	5	1'52.122	25.149	35.079	30.511	21.383	180.9	
2	1'52.898 *	25.027	35.586	30.876*	21.409	182.4	6	1'52.226	25.072	35.273	30.727	21.154	181.5	
3	1'51.881	25.068	35.088	30.556	21.169	182.4	7	1'52.211	25.077	35.252	30.631	21.251	181.5	
4	1'51.925	25.023	34.931	30.672	21.299	180.9	8	1'51.773	25.212	35.140	30.468	20.953	181.2	
5	1'52.122	25.149	35.079	30.511	21.383	180.9	9	1'52.986 *	25.879	35.325	30.412*	21.370	169.5	
6	1'52.226	25.072	35.273	30.727	21.154	181.5	10	1'51.445	25.264	35.072	30.048	21.061	179.4	
7	1'52.211	25.077	35.252	30.631	21.251	181.5	12th 8 Daniel KRABACHE Austrian Junior Cup AUT							
8	1'51.773	25.212	35.140	30.468	20.953	181.2	1	1'59.698	29.389	36.595	32.068	21.646	191.4	
9	1'52.986 *	25.879	35.325	30.412*	21.370	169.5	2	1'53.198	24.949	35.572	31.072	21.605	184.6	
10	1'51.445	25.264	35.072	30.048	21.061	179.4								

Fastest Lap:

1'47.381 24.333 33.810 29.003 20.235

DORNA DATA PROCESSING TIMING SERVICE DORNA DATA PROCESSING TIMING SERVICE DORNA DATA PROCESSING TIMING SERVICE DORNA DATA PROCESSING TIMING SERVICE DORNA DATA PROCESSING TIMING SERVICE DORNA DATA PROCESSING TIMING SERVICE DORNA DATA PROCESSES





4318 m.

MICHELIN® GRAND PRIX OF STYRIA
Qualifying Race Nr. 1
Lap Chart

Pos	1	2	3	4	5	6	7	8	9	10	11	12	13	14	15
Grid	24	65	37	35	95	25	93	51	84	13	42	4	8	21	45



1	65	24	93	37	95	51	25	84	42	35	4	8	21	45
2	65	93	37	51	95	24	25	84	35	42	4	8	21	45
3	93	65	95	51	37	24	25	84	35	42	4	8	45	21
4	65	93	37	51	95	24	25	84	35	42	4	8	21	45
5	65	93	51	95	37	24	25	84	35	42	4	8	21	45
6	65	93	51	37	95	24	25	84	35	42	4	8	21	45
7	93	65	95	37	51	24	25	84	35	42	4	8	21	45
8	65	37	93	51	24	95	25	84	35	42	4	8	21	45
9	65	93	24	37	95	51	25	84	35	42	4	8	21	45
10	65	93	24	37	95	51	25	84	35	42	4	8	21	45

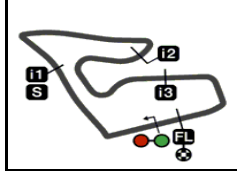
L
a
p
s

 Winner

 Lapped rider


DORNA DATA PROCESSING TIMING SERVICE DORNA DATA PROCESSING TIMING SERVICE DORNA DATA PROCESSING TIMING SERVICE DORNA DATA PROCESSING TIMING SERVICE DORNA DATA PROCESSING TIMING SERVICE DORNA DATA PROCESSING TIMING SERVICE DORNA DATA PROCESSING TIMING SERVICE DORNA DATA PROCESSING TIMING SERVICE DORNA DATA PROCESSING TIMING SERVICE DORNA DATA PROCCEESSS

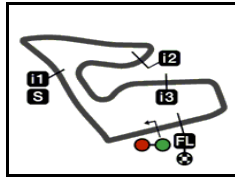




4318 m.

MICHELIN® GRAND PRIX OF STYRIA
Qualifying Race Nr. 1
Fastest Lap of Each Rider

	Rider	Nation	Team	Motorcycle	Time	Lap Total	Gap
1	95 Maxime SCHMID	SWI	Team Schmid	KTM	1'46.578	7 10	
2	37 Phil URLASS	GER	PrüstelGP Juniorteam	KTM	1'46.735	6 10	0.157 0.157
3	24 Julius Caesar RÖRIG	GER	MCA Racing	KTM	1'46.995	7 10	0.417 0.260
4	51 Tristan WALCH	AUT	Austrian Junior Cup	KTM	1'47.065	6 10	0.487 0.070
5	93 Korbinian BRANDL	GER	RBR - Racing	KTM	1'47.358	7 10	0.780 0.293
6	65 Damian BOESSENKOOL	NED	Team KNMV	KTM	1'47.381	10 10	0.803 0.023
7	25 Kimi GUNDERMANN	SWI	KG – Racing	KTM	1'47.799	6 10	1.221 0.418
8	35 Lena KEMMER	AUT	Austrian Junior Cup	KTM	1'48.844	7 10	2.266 1.045
9	84 Sebastian SCHMIDERER	AUT	Austrian Junior Cup	KTM	1'49.009	7 10	2.431 0.165
10	4 Niklas WANNENMACHER	AUT	Austrian Junior Cup	KTM	1'51.445	10 10	4.867 2.436
11	42 Manuel BLASSNIG	AUT	Austrian Junior Cup	KTM	1'51.453	3 10	4.875 0.008
12	8 Daniel KRABACHER	AUT	Austrian Junior Cup	KTM	1'52.782	3 10	6.204 1.329
13	21 Kilian CHRIST	AUT	Austrian Junior Cup	KTM	1'56.594	7 10	10.016 3.812
14	45 Jonathan JÖCHL	AUT	Austrian Junior Cup	KTM	1'56.672	10 10	10.094 0.078



4318 m.

MICHELIN® GRAND PRIX OF STYRIA

Qualifying Race Nr. 1

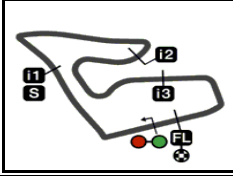
Analysis by Lap

Num Lap Time Gap

Lap 1			Lap 5			Lap 9		
65	1'51.399		65	1'47.878		65	1'47.847	
24	1'51.629	0.230	93	1'47.933	0.195	93	1'47.588	0.038
93	1'51.704	0.305	51	1'47.452	1.140	24	1'47.456	0.219
37	1'51.957	0.558	95	1'48.051	1.858	37	1'47.972	0.295
95	1'52.198	0.799	37	1'48.412	1.936	95	1'47.526	0.447
51	1'52.710	1.311	24	1'48.077	2.013	51	1'48.149	0.775
25	1'53.078	1.679	25	1'48.253	2.424	25	1'49.146	4.950
84	1'54.047	2.648	84	1'49.204	8.447	84	1'49.261	13.943
42	1'54.852	3.453	35	1'49.669	10.799	35	1'49.364	15.786
35	1'55.420	4.021	42	1'52.264	18.508	42	1'52.817	37.026
4	1'57.199	5.800	4	1'52.122	22.007	4	1'52.986	39.687
8	1'59.698	8.299	8	1'54.099	28.869	8	1'54.095	54.283
21	2'00.005	8.606	21	1'57.419	45.972	21	1'57.899	1'23.670
45	2'00.137	8.738	45	1'57.820	46.865	45	1'57.209	1'23.864
Lap 2			Lap 6			Lap 10		
65	1'48.565		65	1'47.724		65	1'47.381	
93	1'48.494	0.234	93	1'47.837	0.308	93	1'47.474	0.131
37	1'48.583	0.576	51	1'47.065	0.481	24	1'47.377	0.215
51	1'48.149	0.895	37	1'46.735	0.947	37	1'47.453	0.367
95	1'48.892	1.126	95	1'47.139	1.273	95	1'47.306	0.372
24	1'49.599	1.264	24	1'47.059	1.348	51	1'47.375	0.769
25	1'48.471	1.585	25	1'47.799	2.499	25	1'48.831	6.400
84	1'49.674	3.757	84	1'49.232	9.955	84	1'49.248	15.810
35	1'49.920	5.376	35	1'49.345	12.420	35	1'49.598	18.003
42	1'51.926	6.814	42	1'52.095	22.879	42	1'52.306	41.951
4	1'52.898	10.133	4	1'52.226	26.509	4	1'51.445	43.751
8	1'53.198	12.932	8	1'54.272	35.417	8	1'55.175	1'02.077
21	1'56.664	16.705	21	1'57.022	55.270	21	1'56.846	1'33.135
45	1'57.653	17.826	45	1'57.888	57.029	45	1'56.672	1'33.155
Lap 3			Lap 7			Lap 8		
93	1'47.829		93	1'47.358		65	1'48.216	
65	1'48.238	0.175	65	1'47.729	0.063	37	1'48.140	0.170
95	1'48.272	1.335	95	1'46.578	0.185	93	1'48.576	0.297
51	1'48.578	1.410	37	1'47.028	0.309	51	1'48.224	0.473
37	1'48.939	1.452	51	1'47.713	0.528	24	1'48.212	0.610
24	1'48.421	1.622	24	1'46.995	0.677	95	1'48.862	0.768
25	1'48.565	2.087	25	1'48.378	3.211			
84	1'49.850	5.544	84	1'49.009	11.298			
35	1'49.899	7.212	35	1'48.844	13.598			
42	1'51.453	10.204	42	1'51.857	27.070			
4	1'51.881	13.951	4	1'52.211	31.054			
8	1'52.782	17.651	8	1'53.887	41.638			
45	1'57.531	27.294	21	1'56.594	1'04.198			
21	1'59.175	27.817	45	1'56.686	1'06.049			
Lap 4								
65	1'47.938							
93	1'48.253	0.140						
37	1'48.063	1.402						
51	1'48.269	1.566						
95	1'48.463	1.685						
24	1'48.305	1.814						
25	1'48.075	2.049						
84	1'49.690	7.121						
35	1'49.909	9.008						
42	1'52.031	14.122						

 Lapped rider

DORNA DATA PROCESSING TIMING SERVICE DORNA DATA PROCESSING TIMING SERVICE DORNA DATA PROCESSING TIMING SERVICE DORNA DATA PROCESSING TIMING SERVICE DORNA DATA PROCESSING TIMING SERVICE DORNA DATA PROCESSING TIMING SERVICE DORNA DATA PROCESSING TIMING SERVICE DORNA DATA PROCESSES

4318 m.

MICHELIN® GRAND PRIX OF STYRIA
Qualifying Race Nr.2 Starting Grid

Race : 10 laps = 43.18 km



1	1 1'47.464 37 Phil URLASS KTM	2 1'47.702 35 Lena KEMMER KTM	3 1'47.766 95 Maxime SCHMID KTM
2	4 1'48.078 25 Kimi GUNDERMANN KTM	5 1'48.179 51 Tristan WALCH KTM	6 1'48.802 84 Sebastian SCHMIDERER KTM
3	7 1'49.642 13 Luis RAMMERSTORFER KTM	8 1'51.474 42 Manuel BLASSNIG KTM	9 1'52.739 4 Niklas WANNENMACHER KTM
4	10 1'53.101 8 Daniel KRABACHER KTM	11 1'57.172 21 Kilian CHRIST KTM	12 1'57.286 45 Jonathan JÖCHL KTM

The results are provisional until the end of the limit for protest and appeals and until the ratification of the Event Management Committee.

Time limit for protest expires 60' at the latest after publication of the results - Time:

DORNA DATA PROCESSING TIMING SERVICE DORNA DATA PROCESSING TIMING SERVICE DORNA DATA PROCESSING TIMING SERVICE DORNA DATA PROCESSING TIMING SERVICE DORNA DATA PROCESSING TIMING SERVICE DORNA DATA PROCESSING TIMING SERVICE DORNA DATA PROCESSING TIMING SERVICE DORNA DATA PROCCESSS

