

4226 m.

## MISANO MOTOGP™ OFFICIAL TEST

## Day 2 Session 2

## Classification

14

	Rider	Nation	Team	Motorcycle	Time	Lap	Total	Gap	Top Speed
1	41 Aleix ESPARGARO	SPA	Aprilia Racing Team Gresini	APRILIA	<b>1'31.584</b>	32	37		<b>298.3</b>
2	30 Takaaki NAKAGAMI	JPN	LCR Honda IDEMITSU	HONDA	<b>1'31.735</b>	23	23	0.151 0.151	<b>292.6</b>
3	36 Joan MIR	SPA	Team SUZUKI ECSTAR	SUZUKI	<b>1'31.873</b>	32	33	0.289 0.138	<b>291.1</b>
4	20 Fabio QUARTARARO	FRA	Monster Energy Yamaha MotoGP	YAMAHA	<b>1'31.974</b>	32	33	0.390 0.101	<b>291.1</b>
5	12 Maverick VIÑALES	SPA	Aprilia Racing Team Gresini	APRILIA	<b>1'32.035</b>	49	52	0.451 0.061	<b>300.0</b>
6	44 Pol ESPARGARO	SPA	Repsol Honda Team	HONDA	<b>1'32.105</b>	33	37	0.521 0.070	<b>294.2</b>
7	93 Marc MARQUEZ	SPA	Repsol Honda Team	HONDA	<b>1'32.151</b>	30	36	0.567 0.046	<b>292.6</b>
8	43 Jack MILLER	AUS	Ducati Lenovo Team	DUCATI	<b>1'32.166</b>	26	26	0.582 0.015	<b>295.0</b>
9	10 Luca MARINI	ITA	SKY VR46 Avintia	DUCATI	<b>1'32.201</b>	23	28	0.617 0.035	<b>295.8</b>
10	33 Brad BINDER	RSA	Red Bull KTM Factory Racing	KTM	<b>1'32.202</b>	43	44	0.618 0.001	<b>290.3</b>
11	73 Alex MARQUEZ	SPA	LCR Honda CASTROL	HONDA	<b>1'32.259</b>	37	44	0.675 0.057	<b>294.2</b>
12	51 Michele PIRRO	ITA	Ducati Lenovo Team	DUCATI	<b>1'32.331</b>	22	29	0.747 0.072	<b>293.4</b>
13	42 Alex RINS	SPA	Team SUZUKI ECSTAR	SUZUKI	<b>1'32.352</b>	10	32	0.768 0.021	<b>292.6</b>
14	89 Jorge MARTIN	SPA	Pramac Racing	DUCATI	<b>1'32.624</b>	12	12	1.040 0.272	<b>296.7</b>
15	88 Miguel OLIVEIRA	POR	Red Bull KTM Factory Racing	KTM	<b>1'32.898</b>	14	24	1.314 0.274	<b>294.2</b>
16	26 Dani PEDROSA	SPA	KTM Factory Racing	KTM	<b>1'32.959</b>	23	31	1.375 0.061	<b>297.5</b>
17	21 Franco MORBIDELLI	ITA	Monster Energy Yamaha MotoGP	YAMAHA	<b>1'32.978</b>	15	28	1.394 0.019	<b>290.3</b>
18	4 Andrea DOVIZIOSO	ITA	Petronas Yamaha SRT	YAMAHA	<b>1'33.027</b>	6	32	1.443 0.049	<b>288.7</b>
19	46 Valentino ROSSI	ITA	Petronas Yamaha SRT	YAMAHA	<b>1'33.656</b>	6	12	2.072 0.629	<b>287.2</b>
20	32 Lorenzo SAVADORI	ITA	Aprilia Factory Racing	APRILIA	<b>1'34.043</b>	33	38	2.459 0.387	<b>288.0</b>
21	25 Raul FERNANDEZ	SPA	Tech 3 KTM Factory Racing	KTM	<b>1'34.360</b>	8	17	2.776 0.317	<b>289.5</b>
22	87 Remy GARDNER	AUS	Tech 3 KTM Factory Racing	KTM	<b>1'35.086</b>	14	14	3.502 0.726	<b>289.5</b>
<b>No Time Set</b>									
	6 Stefan BRADL	GER	Team Honda HRC	HONDA					
	23 Enea BASTIANINI	ITA	Avintia Esponsorama	DUCATI					
	50 Sylvain GUINTOLI	FRA	Team SUZUKI ECSTAR	SUZUKI					
	63 Francesco BAGNAIA	ITA	Ducati Lenovo Team	DUCATI					

Practice condition: Dry

Fastest Lap: Lap: 32 | **Aleix ESPARGARO** | 1'31.584 | 166.1 Km/h

The results are provisional until the end of the limit for protest and appeals.

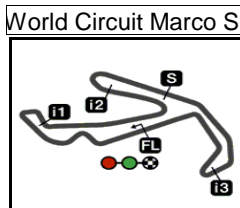
Time limit for protest expires 30' after publication of the results - ..... Time: .....

These data/results cannot be reproduced, stored and/or transmitted in whole or in part by any manner of electronic, mechanical, photocopying, recording, broadcasting or otherwise now known or herein after developed without the previous express consent by the copyright owner, except for reproduction in daily press and regular printed publications on sale to the public within 60 days of the event related to those data/results and always provided that copyright symbol appears together as follows below.

© DORNA, 2021

Official MotoGP Timing by TISSOT  
www.motogp.com

Misano Adriatico, Wednesday, September 22, 2021




4226 m.

## MISANO MOTOGP™ OFFICIAL TEST

## Day 2 Session 2

## Combined Free Practice Times

	Rider	Nation	Team	MOTORCYCLE	FP3	FP4	Gap
1	41 <b>A.ESPARGARO</b>	SPA	Aprilia Racing Team Gresini	APRILIA	1'31.599 33	<b>1'31.584</b> 32	
2	63 <b>F.BAGNAIA</b>	ITA	Ducati Lenovo Team	DUCATI	<b>1'31.664</b> 23		0.080 0.080
3	36 <b>J.MIR</b>	SPA	Team SUZUKI ECSTAR	SUZUKI	<b>1'31.707</b> 34	1'31.873 32	0.123 0.043
4	30 <b>T.NAKAGAMI</b>	JPN	LCR Honda IDEMITSU	HONDA	1'31.887 35	<b>1'31.735</b> 23	0.151 0.028
5	43 <b>J.MILLER</b>	AUS	Ducati Lenovo Team	DUCATI	<b>1'31.798</b> 55	1'32.166 26	0.214 0.063
6	44 <b>P.ESPARGARO</b>	SPA	Repsol Honda Team	HONDA	<b>1'31.926</b> 15	1'32.105 33	0.342 0.128
7	20 <b>F.QUARTARARO</b>	FRA	Monster Energy Yamaha MotoGP	YAMAHA	<b>1'31.959</b> 15	1'31.974 32	0.375 0.033
8	12 <b>M.VIÑALES</b>	SPA	Aprilia Racing Team Gresini	APRILIA	<b>1'32.002</b> 51	1'32.035 49	0.418 0.043
9	88 <b>M.OLIVEIRA</b>	POR	Red Bull KTM Factory Racing	KTM	<b>1'32.136</b> 7	1'32.898 14	0.552 0.134
10	93 <b>M.MARQUEZ</b>	SPA	Repsol Honda Team	HONDA	1'32.246 23	<b>1'32.151</b> 30	0.567 0.015
11	10 <b>L.MARINI</b>	ITA	SKY VR46 Avintia	DUCATI	<b>1'32.156</b> 34	1'32.201 23	0.572 0.005
12	33 <b>B.BINDER</b>	RSA	Red Bull KTM Factory Racing	KTM	<b>1'32.175</b> 24	1'32.202 43	0.591 0.019
13	73 <b>A.MARQUEZ</b>	SPA	LCR Honda CASTROL	HONDA	1'32.278 39	<b>1'32.259</b> 37	0.675 0.084
14	51 <b>M.PIRRO</b>	ITA	Ducati Lenovo Team	DUCATI	1'32.491 12	<b>1'32.331</b> 22	0.747 0.072
15	42 <b>A.RINS</b>	SPA	Team SUZUKI ECSTAR	SUZUKI	1'32.371 17	<b>1'32.352</b> 10	0.768 0.021
16	89 <b>J.MARTIN</b>	SPA	Pramac Racing	DUCATI	<b>1'32.412</b> 22	1'32.624 12	0.828 0.060
17	21 <b>F.MORBIDELLI</b>	ITA	Monster Energy Yamaha MotoGP	YAMAHA	<b>1'32.635</b> 3	1'32.978 15	1.051 0.223
18	4 <b>A.DOVIZIOSO</b>	ITA	Petronas Yamaha SRT	YAMAHA	<b>1'32.830</b> 26	1'33.027 6	1.246 0.195
19	46 <b>V.ROSSI</b>	ITA	Petronas Yamaha SRT	YAMAHA	<b>1'32.842</b> 21	1'33.656 6	1.258 0.012
20	26 <b>D.PEDROSA</b>	SPA	KTM Factory Racing	KTM	1'33.373 20	<b>1'32.959</b> 23	1.375 0.117
21	23 <b>E.BASTIANINI</b>	ITA	Avintia Esponsorama	DUCATI	<b>1'32.975</b> 9		1.391 0.016
22	25 <b>R.FERNANDEZ</b>	SPA	Tech 3 KTM Factory Racing	KTM	<b>1'33.988</b> 34	1'34.360 8	2.404 1.013
23	32 <b>L.SAVADORI</b>	ITA	Aprilia Factory Racing	APRILIA	1'34.367 4	<b>1'34.043</b> 33	2.459 0.055
24	50 <b>S.GUINTOLI</b>	FRA	Team SUZUKI ECSTAR	SUZUKI	<b>1'34.141</b> 31		2.557 0.098
25	87 <b>R.GARDNER</b>	AUS	Tech 3 KTM Factory Racing	KTM	<b>1'34.641</b> 30	1'35.086 14	3.057 0.500
	6 <b>S.BRADL</b>	GER	Team Honda HRC	HONDA			

The results are provisional until the end of the limit for protest and appeals.

Time limit for protest expires 60' after publication of the results - Mr. .... Time: .....

These data/results cannot be reproduced, stored and/or transmitted in whole or in part by any manner of electronic, mechanical, photocopying, recording, broadcasting or otherwise now known or herein after developed without the previous express consent by the copyright owner, except for reproduction in daily press and regular printed publications on sale to the public within 60 days of the event related to those data/results and always provided that copyright symbol appears together as follows below.

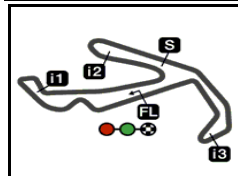
© DORNA, 2021

Official MotoGP Timing by TISSOT

www.motogp.com

Misano Adriatico, Wednesday, September 22, 2021





4226 m.

## MISANO MOTOGP™ OFFICIAL TEST

## Day 2 Session 2

## Top Speed &amp; Average

15



Rider	Nation	Motorcycle	Top 5 speeds					Average	Top
12 <b>Maverick VIÑALES</b>	SPA	APRILIA	300.0	297.5	297.5	297.5	297.5	298.0	300.0
41 <b>Aleix ESPARGARO</b>	SPA	APRILIA	298.3	296.7	295.8	295.8	295.0	296.1	298.3
26 <b>Dani PEDROSA</b>	SPA	KTM	297.5	297.5	297.5	297.5	296.7	297.3	297.5
89 <b>Jorge MARTIN</b>	SPA	DUCATI	296.7	295.0	295.0	295.0	294.2	295.2	296.7
10 <b>Luca MARINI</b>	ITA	DUCATI	295.8	295.0	294.2	294.2	294.2	294.5	295.8
43 <b>Jack MILLER</b>	AUS	DUCATI	295.0	295.0	294.2	293.4	293.4	294.1	295.0
44 <b>Pol ESPARGARO</b>	SPA	HONDA	294.2	294.2	293.4	293.4	292.6	293.0	294.2
73 <b>Alex MARQUEZ</b>	SPA	HONDA	294.2	293.4	292.6	292.6	292.6	292.9	294.2
88 <b>Miguel OLIVEIRA</b>	POR	KTM	294.2	293.4	293.4	292.6	292.6	293.2	294.2
51 <b>Michele PIRRO</b>	ITA	DUCATI	293.4	293.4	292.6	292.6	292.6	292.9	293.4
30 <b>Takaaki NAKAGAMI</b>	JPN	HONDA	292.6	292.6	291.8	291.8	291.8	292.1	292.6
42 <b>Alex RINS</b>	SPA	SUZUKI	292.6	291.8	291.8	291.8	291.1	291.6	292.6
93 <b>Marc MARQUEZ</b>	SPA	HONDA	292.6	291.8	291.8	291.1	291.1	291.6	292.6
20 <b>Fabio QUARTARARO</b>	FRA	YAMAHA	291.1	290.3	290.3	290.3	289.5	289.8	291.1
36 <b>Joan MIR</b>	SPA	SUZUKI	291.1	291.1	290.3	289.5	289.5	289.9	291.1
21 <b>Franco MORBIDELLI</b>	ITA	YAMAHA	290.3	289.5	289.5	289.5	289.5	289.6	290.3
33 <b>Brad BINDER</b>	RSA	KTM	290.3	290.3	290.3	290.3	289.5	289.7	290.3
25 <b>Raul FERNANDEZ</b>	SPA	KTM	289.5	288.0	287.2	287.2	286.4	287.5	289.5
87 <b>Remy GARDNER</b>	AUS	KTM	289.5	289.5	289.5	288.7	288.7	289.2	289.5
4 <b>Andrea DOVIZIOSO</b>	ITA	YAMAHA	288.7	288.0	287.2	287.2	286.4	287.2	288.7
32 <b>Lorenzo SAVADORI</b>	ITA	APRILIA	288.0	287.2	286.4	285.7	285.7	286.3	288.0
46 <b>Valentino ROSSI</b>	ITA	YAMAHA	287.2	284.9	284.2	283.4	282.7	284.5	287.2

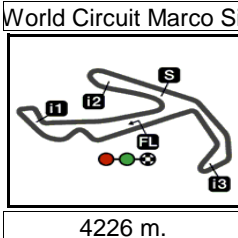
These data/results cannot be reproduced, stored and/or transmitted in whole or in part by any manner of electronic, mechanical, photocopying, recording, broadcasting or otherwise now known or herein after developed without the previous express consent by the copyright owner, except for reproduction in daily press and regular printed publications on sale to the public within 60 days of the event related to those data/results and always provided that copyright symbol appears together as follows below.

© DORNA, 2021

Official MotoGP Timing by TISSOT  
www.motogp.com



Misano Adriatico, Wednesday, September 22, 2021



4226 m.

## MISANO MOTOGP™ OFFICIAL TEST

## Day 2 Session 2

## Chronological Analysis of Performances

16

\* Lap / Sector time cancelled

T1 Time from finish line to 1st intermediate

T3 Time from 2nd intermed. to 3rd intermed.

P Crossing the finish line in pit lane

T2 Time from 1st intermed. to 2nd intermed.

T4 Time from 3rd intermediate to finish line

Lap	Lap Time	T1	T2	T3	T4	Speed	Lap	Lap Time	T1	T2	T3	T4	Speed	
<b>1st</b>	<b>41</b>	<b>Aleix ESPARGARO</b>			Aprilia Racing Team G SPA			4	<b>1'36.133</b>	26.102	20.756	25.321	23.954	291.8
		Runs=7 Total laps=38 Full laps=24					5	<b>1'37.582</b>	29.228	21.588	25.840	20.926	288.7	
1	49'44.860	19.982	22.981	26.279	21.810	293.4	6	<b>1'32.658</b>	25.964	20.681	25.245	20.768	<b>292.6</b>	
2	<b>1'33.926</b>	26.544	20.841	25.639	20.902	295.0	7	1'32.535 P	27.869	21.792	27.481	15.393	273.4	
3	<b>1'33.971</b>	26.206	20.675	26.134	20.956	293.4	8	1'39.042	20.423	26.775	29.097	22.747	268.6	
4	<b>1'32.715</b>	26.054	20.652	25.357	20.652	293.4	9	<b>1'37.580</b>	27.955	21.796	26.400	21.429	288.0	
5	<b>1'32.429</b>	25.949	20.557	25.163	20.760	296.7	10	<b>1'34.700</b>	26.630	21.155	25.866	21.049	290.3	
6	1'36.040 P	28.299	23.585	26.952	17.204	267.9	11	<b>1'34.765</b>	26.243	20.806	26.609	21.107	288.0	
7	1'27.619	19.384	21.370	25.794	21.071	290.3	12	<b>1'32.941</b>	26.028	20.776	25.277	20.860	291.8	
8	<b>1'32.776</b>	26.028	20.667	25.281	20.800	293.4	13	1'33.401 P	28.599	22.034	27.069	15.699	280.5	
9	<b>1'32.056</b>	25.849	20.463	25.175	20.569	292.6	14	1'31.637	20.289	22.616	26.909	21.823	286.4	
10	<b>1'32.077</b>	25.756	20.497	25.240	20.584	292.6	15	<b>1'33.695</b>	26.408	20.883	25.481	20.923	291.1	
11	<b>1'41.613</b>	25.905	26.996	27.763	20.949	260.8	16	<b>1'32.499</b>	25.847	20.715	25.198	20.739	292.6	
12	<b>1'31.743</b>	25.700	20.411	25.170	<b>20.462</b>	294.2	17	<b>1'32.457</b>	25.845	20.590	25.276	20.746	291.8	
13	1'37.884 P	28.614	23.861	28.322	17.087	254.7	18	<b>1'32.292</b>	25.756	20.600	25.225	20.711	291.8	
14	1'29.903	19.000	21.486	28.087	21.330	220.4	19	1'33.098 P	27.465	22.057	27.848	15.728	252.9	
15	<b>1'37.350</b>	26.251	20.772	29.046	21.281	283.4	20	1'31.647	21.062	22.803	26.246	21.536	288.7	
16	<b>1'34.059</b>	26.154	20.721	26.038	21.146	291.1	21	<b>1'33.047</b>	26.152	20.841	25.302	20.752	290.3	
17	1'36.848 P	28.712	23.568	27.915	16.653	256.5	22	<b>1'32.156</b>	25.654	20.729	25.078	20.695	291.1	
18	1'30.451	21.022	21.832	26.383	21.214	281.9	23	<b>1'31.735</b>	<b>25.614</b>	<b>20.431</b>	<b>25.024</b>	<b>20.666</b>	290.3	
19	<b>1'33.904</b>	26.126	20.648	26.163	20.967	289.5		PIT	27.253	21.940	26.702	15.696	276.9	
20	<b>1'33.333</b>	26.062	20.648	25.798	20.825	289.5	<b>3rd</b>	<b>36</b>	<b>Joan MIR</b>			Team SUZUKI ECST SPA		
21	1'37.614 P	29.142	23.390	28.433	16.649	253.5			Runs=7 Total laps=34 Full laps=20					
22	1'28.245	19.258	21.653	26.182	21.152	288.7	1	49'02.041	20.399	22.519	26.384	21.602	285.7	
23	<b>1'33.122</b>	26.247	20.678	25.495	20.702	291.1	2	<b>1'34.642</b>	26.748	21.253	25.527	21.114	289.5	
24	<b>1'32.917</b>	25.987	20.748	25.424	20.758	291.1	3	<b>1'33.559</b>	26.203	20.884	25.386	21.086	<b>291.1</b>	
25	<b>1'32.628</b>	25.951	20.678	25.348	20.651	291.1	4	<b>1'32.808</b>	25.974	20.822	25.192	20.820	289.5	
26	1'34.648 P	30.488	22.347	26.229	15.584	291.8	5	<b>1'32.612</b>	25.806	20.803	25.248	20.755	289.5	
27	1'28.094	20.053	21.319	25.767	20.955	289.5	6	1'31.745 P	25.983	20.776	28.011	16.975	288.7	
28	<b>1'32.005</b>	25.782	20.447	25.237	20.539	293.4	7	1'30.547	20.581	22.069	26.377	21.520	284.2	
29	<b>1'32.236</b>	25.840	<b>20.382</b>	25.384	20.630	293.4	8	<b>1'33.768</b>	26.386	20.967	25.508	20.907	288.0	
30	<b>1'39.131</b>	26.579	24.486	27.126	20.940	277.6	9	<b>1'32.375</b>	25.796	20.764	25.175	20.640	289.5	
31	<b>1'36.563</b>	<b>25.666</b>	20.442	27.320	23.135	292.6	10	<b>1'32.483</b>	25.873	20.697	<b>25.161</b>	20.752	288.7	
32	<b>1'31.584</b>	25.684	20.400	<b>25.023</b>	20.477	295.8	11	1'34.587 P	29.037	22.260	26.643	16.647	281.9	
33	1'39.571 P	29.637	23.901	28.772	17.261	221.3	12	1'29.726	20.579	21.632	26.209	21.306	287.2	
34	1'29.286	19.809	22.690	25.745	21.042	295.8	13	<b>1'33.456</b>	26.125	20.967	25.367	20.997	287.2	
35	<b>1'32.900</b>	25.894	20.638	25.494	20.874	295.0	14	<b>1'32.879</b>	25.921	20.784	25.287	20.887	288.0	
36	<b>1'34.804</b>	27.738	20.726	25.636	20.704	290.3	15	<b>1'33.064</b>	25.910	20.791	25.505	20.858	288.0	
37	<b>1'33.033</b>	26.073	20.811	25.412	20.737	292.6	16	1'28.290 P	25.933	20.894	25.548	15.915	287.2	
	PIT	26.766	20.544	26.166	15.935	<b>298.3</b>	17	1'29.053	20.013	21.868	25.887	21.285	287.2	
<b>2nd</b>	<b>30</b>	<b>Takaaki NAKAGAMI</b>			LCR Honda IDEMITS JPN			18	<b>1'33.675</b>	26.220	21.052	25.518	20.885	288.0
		Runs=4 Total laps=24 Full laps=16					19	<b>1'32.998</b>	25.917	20.893	25.338	20.850	288.0	
1	1:19'19.814	22.357	23.618	27.543	22.438	284.2	20	1'33.358 P	25.928	24.425	26.469	16.536	287.2	
2	<b>1'37.841</b>	28.716	21.620	26.194	21.311	284.2	21	1'32.345	20.009	24.309	26.506	21.521	286.4	
3	<b>1'33.559</b>	26.299	20.789	25.561	20.910	288.7	22	2'52.013 P	1'25.591	33.258	33.616	19.548	211.3	

**Fastest Lap:** Aleix ESPARGARO Aprilia Racing Team G SPA **1'31.584** 25.684 20.400 25.023 20.477

These data/results cannot be reproduced, stored and/or transmitted in whole or in part by any manner of electronic, mechanical, photocopying, recording, broadcasting or otherwise now known or herein after developed without the previous express consent by the copyright owner, except for reproduction in daily press and regular printed publications on sale to the public within 60 days of the event related to those data/results and always provided that copyright symbol appears together as follows below.  
© DORNA, 2021



# Day 2 Session 2

MotoGP

Lap	Lap Time	T1	T2	T3	T4	Speed	Lap	Lap Time	T1	T2	T3	T4	Speed
23	1'29.523	20.108	22.065	26.038	21.312	285.7	5	<b>1'32.789</b>	25.856	20.658	25.486	20.789	295.0
24	<b>1'33.810</b>	26.212	21.065	25.490	21.043	287.2	6	<b>1'35.795</b>	25.857	20.666	27.995	21.277	295.8
25	<b>1'33.156</b>	26.017	20.869	25.409	20.861	288.0	7	<b>1'32.765</b>	25.959	20.647	25.285	20.874	295.0
26	<b>1'32.812</b>	25.864	20.823	25.280	20.845	289.5	8	<b>1'32.501</b>	25.770	20.541	25.418	20.772	295.8
27	1'27.974 P	25.851	20.691	25.318	16.114	290.3	9	1'42.839 P	25.863	30.542	27.318	19.116	279.7
28	1'28.516	19.774	21.694	25.880	21.168	284.9	10	1'29.370	20.004	21.602	26.559	21.205	291.1
29	<b>1'33.144</b>	26.035	20.851	25.464	20.794	288.0	11	<b>1'33.588</b>	26.141	20.939	25.530	20.978	292.6
30	<b>1'33.358</b>	25.722	20.573	26.262	20.801	289.5	12	<b>1'33.075</b>	25.912	20.720	25.614	20.829	289.5
31	<b>1'32.060</b>	25.716	20.540	25.166	20.638	288.7	13	<b>1'32.903</b>	25.889	20.671	25.534	20.809	292.6
32	<b>1'31.873</b>	<b>25.595</b>	<b>20.492</b>	25.233	<b>20.553</b>	291.1	14	<b>1'36.410</b>	26.011	22.045	27.128	21.226	285.7
33	<b>1'34.284</b>	27.132	20.993	25.479	20.680	289.5	15	1'29.397 P	25.929	20.697	25.452	17.319	291.8
	PIT	25.615	20.609	28.428	20.246	288.7	16	1'29.615	19.814	22.037	26.232	21.532	291.8

**4th 20 Fabio QUARTARAR** Monster Energy Yama FRA  
Runs=5 Total laps=34 Full laps=24

1	2'22.816	20.507	22.903	27.162	22.003	286.4
2	<b>1'34.818</b>	26.793	21.180	25.859	20.986	289.5
3	<b>1'32.790</b>	26.014	20.720	25.306	20.750	290.3
4	<b>1'32.554</b>	25.800	20.782	25.249	20.723	289.5
5	<b>1'32.423</b>	25.794	20.753	25.215	20.661	289.5
6	<b>1'32.358</b>	25.856	20.606	25.140	20.756	289.5
7	1'35.283 P	28.186	21.708	28.902	16.487	199.2
8	1'30.417	19.815	22.246	26.676	21.680	290.3
9	<b>1'33.533</b>	26.376	20.848	25.440	20.869	289.5
10	<b>1'32.295</b>	25.997	20.649	<b>25.040</b>	20.609	288.7
11	<b>1'32.109</b>	25.698	20.636	25.089	20.686	289.5
12	<b>1'32.180</b>	25.728	20.642	25.205	<b>20.605</b>	289.5
13	<b>1'32.003</b>	25.739	20.570	25.081	20.613	289.5
14	1'39.824 P	26.544	23.707	32.576	16.997	187.1
15	1'33.502	21.390	22.658	27.367	22.087	281.9
16	<b>1'33.911</b>	26.448	21.060	25.519	20.884	288.7
17	<b>1'32.369</b>	25.832	20.702	25.161	20.674	289.5
18	<b>1'32.257</b>	25.766	20.633	25.187	20.671	288.7
19	<b>1'32.130</b>	25.650	20.614	25.157	20.709	<b>291.1</b>
20	<b>1'32.227</b>	25.656	20.663	25.201	20.707	289.5
21	1'36.856 P	29.955	22.806	26.960	17.135	279.0
22	1'36.021	20.249	25.116	28.508	22.148	265.3
23	<b>1'34.077</b>	26.642	20.879	25.643	20.913	288.7
24	<b>1'32.550</b>	25.877	20.670	25.185	20.818	290.3
25	<b>1'32.526</b>	25.767	20.736	25.205	20.818	289.5
26	<b>1'32.098</b>	25.714	20.570	25.116	20.698	288.7
27	1'42.653 P	26.183	28.904	30.674	16.892	169.8
28	1'31.347	20.228	22.395	27.173	21.551	282.7
29	<b>1'32.941</b>	26.126	20.831	25.252	20.732	288.7
30	<b>1'32.156</b>	25.722	20.647	25.111	20.676	288.0
31	<b>1'32.173</b>	25.720	20.636	25.174	20.643	288.0
32	<b>1'31.974</b>	<b>25.633</b>	20.595	25.090	20.656	288.7
33	<b>1'32.192</b>	25.674	<b>20.527</b>	25.299	20.692	289.5
	PIT	30.283	22.827	27.023	17.285	276.9

**5th 12 Maverick VIÑALES** Aprilia Racing Team G SPA  
Runs=8 Total laps=52 Full laps=35

1	39'25.739 P	19.503	22.000	26.708	26.003	288.7
2	1'29.209	19.494	22.194	26.180	21.341	291.1
3	<b>1'34.028</b>	26.221	20.958	25.838	21.011	291.8
4	<b>1'33.114</b>	26.040	20.726	25.427	20.921	295.8

17	<b>1'35.379</b>	26.693	21.246	26.158	21.282	284.2
18	<b>1'36.840</b>	26.333	23.159	26.162	21.186	290.3
19	<b>1'40.035</b>	30.514	22.175	26.135	21.211	290.3
20	<b>1'35.468</b>	26.237	21.969	26.098	21.164	292.6
21	1'30.214 P	25.942	20.938	26.550	16.784	291.8
22	1'28.485	19.943	21.609	25.873	21.060	292.6
23	<b>1'32.722</b>	25.968	20.637	25.248	20.869	294.2
24	<b>1'32.814</b>	25.898	20.873	25.344	20.699	292.6
25	<b>1'32.598</b>	26.004	20.596	25.208	20.790	295.0
26	<b>1'32.232</b>	25.754	20.626	<b>25.077</b>	20.775	296.7
27	<b>1'32.435</b>	25.775	20.577	25.208	20.875	295.0
28	1'32.429 P	26.953	22.415	27.089	15.972	291.8
29	1'28.588	19.164	21.677	26.527	21.220	291.8
30	<b>1'33.219</b>	25.921	21.027	25.390	20.881	293.4
31	<b>1'32.545</b>	25.765	20.669	25.364	20.747	295.8
32	<b>1'32.455</b>	25.851	20.602	25.254	20.748	295.8
33	<b>1'35.194</b>	27.458	21.071	25.740	20.925	294.2
34	<b>1'32.553</b>	25.830	20.552	25.471	20.700	294.2
35	<b>1'37.494</b>	25.817	24.500	26.210	20.967	292.6
36	<b>1'32.304</b>	25.775	20.647	25.225	20.657	294.2
37	1'28.291 P	25.779	20.635	26.043	15.834	295.0
38	1'28.450	19.618	21.441	26.279	21.112	293.4
39	<b>1'33.248</b>	26.016	20.984	25.471	20.777	293.4
40	<b>1'32.990</b>	25.875	20.868	25.529	20.718	294.2
41	<b>1'35.094</b>	25.855	22.628	25.679	20.932	297.5
42	<b>1'34.362</b>	27.224	20.878	25.468	20.792	297.5
43	<b>1'33.047</b>	25.909	20.778	25.519	20.841	<b>300.0</b>
44	1'28.531 P	26.017	20.690	26.244	15.580	293.4
45	1'28.663	19.303	21.609	26.417	21.334	290.3
46	1'31.073 P	26.369	20.920	27.089	16.695	293.4
47	1'26.455	19.065	20.898	25.551	20.941	294.2
48	<b>1'32.410</b>	25.771	20.579	25.395	20.665	297.5
49	<b>1'32.035</b>	25.749	20.455	25.240	<b>20.591</b>	296.7
50	<b>1'34.761</b>	25.635	22.381	25.908	20.837	295.8
51	<b>1'32.074</b>	25.716	20.481	25.235	20.642	295.0
52	1'31.867 *	<b>25.597</b>	<b>20.410</b>	25.263*	20.597*	297.5

**6th 44 Poi ESPARGARO** Repsol Honda Team SPA  
Runs=6 Total laps=37 Full laps=26

1	1:03'32.124	20.206	22.685	27.877	22.014	283.4
2	<b>1'36.194</b>	27.355	21.366	26.038	21.435	289.5
3	<b>1'34.548</b>	26.275	20.856	26.321	21.096	288.7
4	<b>1'35.251</b>	26.168	20.697	27.223	21.163	288.7
5	<b>1'33.225</b>	26.040	20.701	25.542	20.942	291.1

**Fastest Lap:** Aleix ESPARGARO Aprilia Racing Team G SPA **1'31.584** 25.684 20.400 25.023 20.477

These data/results cannot be reproduced, stored and/or transmitted in whole or in part by any manner of electronic, mechanical, photocopying, recording, broadcasting or otherwise now known or herein after developed without the previous express consent by the copyright owner, except for reproduction in daily press and regular printed publications on sale to the public within 60 days of the event related to those data/results and always provided that copyright symbol appears together as follows below.  
© DORNA, 2021

Official MotoGP Timing by TISSOT  
www.motogp.com



# Day 2 Session 2

# MotoGP

Lap	Lap Time		T1	T2	T3	T4	Speed	Lap	Lap Time		T1	T2	T3	T4	Speed
6	1'29.414	P	25.950	20.681	26.443	16.340	293.4	22	<b>1'32.662</b>		25.964	20.618	25.420	20.660	288.7
7	1'28.974		19.935	21.527	26.351	21.161	288.7	23	1'33.666	P	29.829	22.298	26.142	15.397	288.0
8	<b>1'32.885</b>		26.048	20.662	25.284	20.891	292.6	24	1'31.038		20.249	22.266	26.803	21.720	286.4
9	<b>1'35.632</b>		27.016	21.638	26.021	20.957	288.0	25	<b>1'34.096</b>		26.735	20.901	25.695	20.765	288.7
10	<b>1'32.396</b>		25.845	20.520	25.288	20.743	289.5	26	<b>1'33.607</b>		26.177	20.834	25.630	20.966	289.5
11	<b>1'38.800</b>		25.755	20.601	31.208	21.236	218.1	27	<b>1'33.066</b>		25.904	20.749	25.589	20.824	290.3
12	<b>1'32.188</b>		25.771	20.569	25.260	20.588	292.6	28	<b>1'32.561</b>		25.871	20.691	25.371	20.628	288.7
13	1'32.862	P	25.956	22.853	27.890	16.163	278.3	29	<b>1'32.357</b>		25.800	20.594	25.379	<b>20.584</b>	291.1
14	1'29.099		19.348	21.950	26.333	21.468	289.5	30	<b>1'32.151</b>		<b>25.736</b>	<b>20.513</b>	25.291	20.611	290.3
15	<b>1'34.262</b>		26.010	20.891	26.335	21.026	287.2	31	1'32.171	P	27.735	21.627	26.667	16.142	279.7
16	<b>1'32.547</b>		25.933	20.648	25.325	20.641	293.4	32	1'31.915		20.509	22.810	26.681	21.915	286.4
17	<b>1'35.509</b>		27.991	21.118	25.560	20.840	292.6	33	<b>1'35.883</b>		26.689	21.337	26.395	21.462	286.4
18	<b>1'32.445</b>		25.939	20.559	25.279	20.668	292.6	34	<b>1'35.105</b>		26.554	21.024	26.253	21.274	283.4
19	<b>1'32.710</b>		25.932	20.651	25.372	20.755	291.1	35	<b>1'34.275</b>		26.282	20.951	25.966	21.076	285.7
20	<b>1'32.583</b>		25.916	20.609	25.361	20.697	292.6	36	<b>1'34.480</b>		26.255	20.990	25.870	21.365	287.2
21	1'33.851	P	28.851	22.181	27.003	15.816	284.2		PIT		27.166	22.024	26.770	16.088	281.9
22	1'29.389		19.305	22.143	26.480	21.461	286.4	<b>8th 43 Jack MILLER</b> Ducati Lenovo Team AUS							
23	<b>1'34.737</b>		26.221	21.220	26.229	21.067	286.4	Runs=3 Total laps=27 Full laps=21							
24	<b>1'33.087</b>		25.922	20.698	25.620	20.847	289.5	1	8'42.919		25.844	22.270	27.011	21.717	290.3
25	<b>1'32.577</b>		25.943	20.637	25.319	20.678	290.3	2	<b>1'34.739</b>		26.827	20.941	25.889	21.082	291.1
26	<b>1'32.769</b>		25.945	20.571	25.496	20.757	292.6	3	<b>1'33.667</b>		26.421	20.821	25.530	20.895	290.3
27	<b>1'32.758</b>		25.944	20.604	25.410	20.800	290.3	4	<b>1'33.505</b>		26.353	20.706	25.647	20.799	291.1
28	1'36.262	P	27.924	23.506	27.619	17.213	274.8	5	<b>1'32.838</b>		26.193	20.571	25.366	20.708	291.1
29	1'27.491		18.490	21.643	26.286	21.072	290.3	6	<b>1'36.319</b>		27.017	21.848	26.345	21.109	291.8
30	<b>1'33.368</b>		26.081	20.845	25.512	20.930	291.8	7	<b>1'35.254</b>		26.169	22.021	25.985	21.079	291.8
31	<b>1'32.267</b>		25.881	20.496	25.293	20.597	289.5	8	<b>1'32.884</b>		26.124	20.719	25.348	20.693	291.8
32	<b>1'32.240</b>		<b>25.748</b>	20.561	25.310	20.621	292.6	9	<b>1'32.738</b>		26.096	20.586	25.355	20.701	291.8
33	<b>1'32.105</b>		25.790	20.505	<b>25.185</b>	20.625	<b>294.2</b>	10	1'34.263	P	26.697	23.504	27.950	16.112	275.5
34	1'34.092	P	28.195	22.571	27.585	15.741	275.5	11	1'37.075		26.114	22.645	26.682	21.634	291.8
35	1'30.374		20.723	21.755	26.452	21.444	285.7	12	<b>1'34.449</b>		26.714	20.872	25.840	21.023	291.8
36	<b>1'32.931</b>		26.042	20.616	25.544	20.729	291.8	13	<b>1'36.137</b>		26.316	20.799	27.394	21.628	294.2
37	<b>1'32.222</b>		25.894	<b>20.474</b>	25.274	<b>20.580</b>	294.2	14	<b>1'33.034</b>		26.146	20.699	25.443	20.746	292.6
<b>7th 93 Marc MARQUEZ</b> Repsol Honda Team SPA							<b>15 1'33.139</b> 26.200 20.715 25.475 20.749 293.4								
Runs=6 Total laps=37 Full laps=25							<b>16 1'33.197</b> 26.214 20.691 25.509 20.783 293.4								
1	12'36.444		21.182	23.129	27.172	21.984	284.9	17	1'35.445	P	28.097	22.690	27.925	16.733	279.7
2	<b>1'36.104</b>		26.708	21.516	26.512	21.368	288.0	18	1'34.671		21.615	24.265	26.989	21.802	290.3
3	<b>1'33.991</b>		26.281	20.877	25.842	20.991	290.3	19	<b>1'35.310</b>		26.475	20.911	26.520	21.404	292.6
4	<b>1'33.852</b>		26.161	20.779	25.833	21.079	291.8	20	<b>1'33.207</b>		26.075	20.712	25.634	20.786	291.8
5	1'30.592	P	26.064	20.806	27.658	16.064	281.2	21	<b>1'33.087</b>		26.086	20.629	25.662	20.710	292.6
6	1'30.985	*	20.161	22.211	27.049	21.564*	284.2	22	<b>1'32.617</b>		26.040	20.511	25.370	20.696	<b>295.0</b>
7	<b>1'34.558</b>		26.965	21.128	25.638	20.827	288.7	23	<b>1'32.461</b>		25.937	20.500	25.353	20.671	292.6
8	<b>1'32.754</b>		25.918	20.652	25.455	20.729	291.1	24	<b>1'32.434</b>		25.937	20.484	25.368	20.645	293.4
9	<b>1'32.676</b>		25.927	20.623	25.418	20.708	290.3	25	<b>1'39.475</b>		29.224	22.001	27.133	21.117	281.9
10	1'32.672	P	27.433	22.111	26.946	16.182	277.6	26	<b>1'32.166</b>		<b>25.871</b>	<b>20.468</b>	<b>25.259</b>	<b>20.568</b>	295.0
11	1'30.723		20.183	22.095	26.881	21.564	281.9		PIT		28.396	22.961	27.808	17.151	272.0
12	<b>1'35.714</b>		27.306	21.238	25.981	21.189	288.7	<b>9th 10 Luca MARINI</b> SKY VR46 Avintia ITA							
13	<b>1'33.650</b>		26.272	20.885	25.590	20.903	288.7	Runs=3 Total laps=29 Full laps=23							
14	<b>1'34.080</b>		25.954	20.752	25.417	21.957	289.5	1	35'43.070		19.656	22.986	27.375	23.584	287.2
15	<b>1'33.002</b>		25.927	20.623	25.620	20.832	291.1	2	<b>1'34.866</b>		26.747	21.163	25.747	21.209	293.4
16	1'34.156	P	28.587	21.718	28.030	15.821	276.9	3	<b>1'33.768</b>		26.327	20.860	25.564	21.017	294.2
17	1'30.289		20.032	22.246	26.478	21.533	287.2	4	<b>1'33.668</b>		26.182	20.758	25.814	20.914	291.1
18	<b>1'34.217</b>		26.511	20.995	25.643	21.068	290.3	5	<b>1'33.696</b>		26.126	20.814	25.712	21.044	291.8
19	<b>1'33.010</b>		26.055	20.710	25.533	20.712	289.5	6	<b>1'33.141</b>		26.037	20.785	25.449	20.870	292.6
20	<b>1'32.294</b>		25.834	20.638	<b>25.205</b>	20.617	291.8	7	<b>1'32.906</b>		26.101	20.639	25.413	20.753	292.6
21	<b>1'33.041</b>		26.037	20.617	25.360	21.027	<b>292.6</b>								

**Fastest Lap:** Aleix ESPARGARO Aprilia Racing Team G SPA **1'31.584** 25.684 20.400 25.023 20.477

These data/results cannot be reproduced, stored and/or transmitted in whole or in part by any manner of electronic, mechanical, photocopying, recording, broadcasting or otherwise now known or herein after developed without the previous express consent by the copyright owner, except for reproduction in daily press and regular printed publications on sale to the public within 60 days of the event related to those data/results and always provided that copyright symbol appears together as follows below.  
© DORNA, 2021

Official MotoGP Timing by TISSOT  
www.motogp.com



# Day 2 Session 2

# MotoGP

Lap	Lap Time	T1	T2	T3	T4	Speed	Lap	Lap Time	T1	T2	T3	T4	Speed
8	<b>1'32.870</b>	25.990	20.614	25.454	20.812	293.4	32	<b>1'33.083</b>	26.050	20.670	25.476	20.887	289.5
9	<b>1'32.904</b>	26.037	20.674	25.346	20.847	294.2	33	1'30.622 P	25.887	20.801	26.085	17.849	288.0
10	<b>1'33.139</b>	25.988	20.709	25.619	20.823	295.8	34	1'31.413	21.550	21.963	26.554	21.346	286.4
11	<b>1'32.830</b>	26.113	20.567	25.398	20.752	294.2	35	<b>1'33.968</b>	26.292	20.968	25.699	21.009	289.5
12	<b>1'32.670</b>	25.997	20.615	25.294	20.764	295.0	36	<b>1'33.231</b>	26.078	20.736	25.583	20.834	288.7
13	<b>1'33.297</b>	25.978	20.944	25.603	20.772	294.2	37	<b>1'33.121</b>	25.814	20.888	25.664	20.755	288.0
14	<b>1'33.059</b>	26.146	20.729	25.417	20.767	291.8	38	<b>1'32.860</b>	25.901	20.690	25.392	20.877	289.5
15	<b>1'33.270</b>	25.980	20.639	25.875	20.776	294.2	39	1'34.853 P	29.546	21.841	27.023	16.443	268.6
16	<b>1'33.529</b>	26.341	20.745	25.619	20.824	291.8	40	1'36.513	26.988	21.940	26.361	21.224	288.7
17	<b>1'33.366</b>	26.231	20.757	25.524	20.854	291.8	41	<b>1'32.698</b>	25.806	20.672	25.477	20.743	289.5
18	<b>1'33.312</b>	26.043	20.809	25.594	20.866	293.4	42	<b>1'32.641</b>	25.937	20.635	25.370	20.699	290.3
19	1'42.418 P	32.446	24.502	28.221	17.249	281.2	43	1'32.202	25.740	20.577	25.219	20.666	290.3
20	1'30.876	20.069	22.290	26.774	21.743	290.3	44	1'32.560 *	25.760	20.660	25.405	20.735*	288.0
21	<b>1'34.503</b>	26.733	21.154	25.590	21.026	293.4	<b>11th 73 Alex MARQUEZ</b> LCR Honda CASTRO SPA						
22	<b>1'32.340</b>	25.917	20.564	25.146	20.713	292.6	Runs=7 Total laps=45 Full laps=31						
23	1'32.201	25.784	20.501	25.164	20.752	293.4	1	17'25.395	20.434	22.321	26.999	21.867	287.2
24	1'37.957 P	28.756	25.055	27.329	16.817	285.7	2	<b>1'34.448</b>	26.672	21.305	25.460	21.011	291.1
25	1'30.327	19.841	22.292	26.368	21.826	290.3	3	<b>1'33.050</b>	26.217	20.747	25.230	20.856	291.1
26	<b>1'33.624</b>	26.299	20.781	25.645	20.899	292.6	4	<b>1'32.568</b>	25.898	20.653	25.213	20.804	292.6
27	<b>1'32.613</b>	25.846	20.622	25.398	20.747	292.6	5	<b>1'32.577</b>	25.954	20.700	25.181	20.742	292.6
28	<b>1'32.712</b>	25.816	20.458	25.394	21.044	291.1	6	<b>1'32.466</b>	25.817	20.690	25.153	20.806	291.8
PIT		32.319	30.106	28.977	20.670	276.2	7	1'31.741 P	27.896	21.512	26.115	16.218	284.9
<b>10th 33 Brad BINDER</b>		Red Bull KTM Factory RSA					Runs=6 Total laps=44 Full laps=30						
1	43'10.286	23.272	22.491	26.675	22.269	285.7	8	1'30.577	20.829	22.170	26.276	21.302	290.3
2	<b>1'35.089</b>	26.944	21.231	25.920	20.994	288.0	9	<b>1'33.814</b>	26.342	20.977	25.544	20.951	292.6
3	<b>1'33.958</b>	26.412	20.942	25.659	20.945	289.5	10	<b>1'33.146</b>	26.111	20.788	25.280	20.967	293.4
4	<b>1'33.216</b>	26.054	20.763	25.576	20.823	290.3	11	<b>1'32.872</b>	25.910	20.831	25.378	20.753	291.1
5	1'36.114 P	25.916	25.029	28.167	17.002	258.9	12	1'30.301 P	27.027	21.030	25.949	16.295	291.8
6	1'32.322	22.590	21.857	26.449	21.426	284.2	13	1'32.086	20.195	22.406	27.890	21.595	221.7
7	<b>1'32.922</b>	26.058	20.764	25.422	20.678	289.5	14	<b>1'34.140</b>	26.477	20.924	25.511	21.228	292.6
8	<b>1'32.529</b>	25.859	20.610	25.419	20.641	289.5	15	<b>1'33.164</b>	26.085	20.859	25.281	20.939	291.8
9	<b>1'32.949</b>	25.938	20.743	25.530	20.738	288.0	16	<b>1'33.506</b>	25.909	21.103	25.479	21.015	291.1
10	<b>1'37.957</b>	25.858	20.624	30.459	21.016	276.2	17	<b>1'32.877</b>	25.870	20.679	25.403	20.925	291.1
11	<b>1'32.740</b>	25.907	20.664	25.380	20.789	288.7	18	<b>1'32.962</b>	25.915	20.748	25.331	20.968	288.7
12	1'40.939 P	31.954	22.085	30.530	16.370	274.8	19	1'34.642 P	28.930	22.623	26.716	16.373	286.4
13	1'35.648	19.832	21.750	31.333	22.733	179.7	20	1'34.369	21.309	22.238	29.214	21.608	183.3
14	<b>1'34.750</b>	27.057	20.960	25.803	20.930	289.5	21	<b>1'33.753</b>	26.391	20.917	25.345	21.100	292.6
15	<b>1'33.080</b>	25.937	20.679	25.708	20.756	288.7	22	<b>1'33.148</b>	26.160	20.689	25.333	20.966	291.8
16	<b>1'33.181</b>	26.039	20.760	25.520	20.862	288.0	23	<b>1'34.216</b>	26.712	21.105	25.506	20.893	290.3
17	<b>1'32.720</b>	25.840	20.720	25.422	20.738	289.5	24	<b>1'32.782</b>	25.975	20.639	25.358	20.810	291.8
18	<b>1'37.830</b>	30.713	20.830	25.532	20.755	288.0	25	<b>1'32.923</b>	25.954	20.717	25.142	21.110	291.8
19	<b>1'42.764</b>	25.914	20.536	35.486	20.828	153.1	26	1'34.196 P	28.109	21.536	26.971	17.580	281.9
20	<b>1'32.927</b>	25.888	20.576	25.650	20.813	288.7	27	1'32.162	21.625	22.411	26.487	21.639	288.7
21	1'37.740 P	30.408	22.764	27.222	17.346	274.1	28	<b>1'34.838</b>	26.430	20.955	26.299	21.154	290.3
22	1'33.157	23.797	21.925	26.297	21.138	287.2	29	<b>1'33.024</b>	26.064	20.756	25.310	20.894	291.8
23	<b>1'34.135</b>	26.566	20.922	25.785	20.862	288.7	30	<b>1'32.812</b>	25.883	20.717	25.238	20.974	291.8
24	<b>1'36.053</b>	28.250	21.140	25.869	20.794	287.2	31	<b>1'34.401</b>	25.998	20.715	26.658	21.030	289.5
25	<b>1'32.892</b>	25.889	20.648	25.529	20.826	288.0	32	<b>1'38.889</b>	29.153	22.179	26.162	21.395	294.2
26	<b>1'33.013</b>	26.022	20.711	25.515	20.765	290.3	33	<b>1'32.953</b>	26.004	20.768	25.317	20.864	290.3
27	<b>1'32.869</b>	25.892	20.672	25.452	20.853	288.0	34	1'33.405 P	28.639	21.806	27.177	15.783	275.5
28	1'37.369 P	29.995	21.506	25.773	20.095	286.4	35	1'29.050	19.460	21.872	26.311	21.407	282.7
29	1'35.484	21.456	21.959	30.491	21.578	279.0	36	<b>1'33.064</b>	26.089	20.685	25.332	20.958	291.1
30	<b>1'34.832</b>	26.645	21.015	25.917	21.255	285.7	37	1'32.259	25.934	20.527	25.095	20.703	292.6
31	<b>1'33.663</b>	26.015	21.190	25.589	20.869	288.0	38	<b>1'32.370</b>	25.856	20.587	25.172	20.755	289.5
							39	<b>1'32.484</b>	25.910	20.472	25.241	20.861	290.3
							40	1'34.268 P	28.411	22.555	26.460	16.842	291.1

**Fastest Lap:** Aleix ESPARGARO Aprilia Racing Team G SPA **1'31.584** 25.684 20.400 25.023 20.477

These data/results cannot be reproduced, stored and/or transmitted in whole or in part by any manner of electronic, mechanical, photocopying, recording, broadcasting or otherwise now known or herein after developed without the previous express consent by the copyright owner, except for reproduction in daily press and regular printed publications on sale to the public within 60 days of the event related to those data/results and always provided that copyright symbol appears together as follows below.  
© DORNA, 2021

Official MotoGP Timing by TISSOT  
www.motogp.com



# Day 2 Session 2

# MotoGP

Lap	Lap Time	T1	T2	T3	T4	Speed	Lap	Lap Time	T1	T2	T3	T4	Speed	
41	1'29.633	20.028	21.661	26.772	21.172	284.2	16	<b>1'33.077</b>	26.026	20.776	25.536	20.739	289.5	
42	<b>1'33.022</b>	26.090	20.709	25.324	20.899	288.7	17	<b>1'33.335</b>	25.950	20.794	25.722	20.869	287.2	
43	<b>1'32.334</b>	25.865	20.472	25.226	20.771	291.1	18	1'40.254 P	32.707	22.463	28.261	16.823	262.1	
44	<b>1'36.803</b>	25.886	23.183	26.602	21.132	282.7	19	1'33.135	22.832	21.935	26.939	21.429	284.9	
	PIT	25.713	20.621	26.994	17.299	291.8	20	<b>1'34.490</b>	26.428	21.104	25.990	20.968	286.4	
	<b>12th 51</b>	<b>Michele PIRRO</b>	Ducati Lenovo Team ITA					21	<b>1'33.209</b>	25.987	20.822	25.644	20.756	288.0
		Runs=4	Total laps=30	Full laps=22			22	<b>1'33.307</b>	26.054	20.751	25.624	20.878	288.0	
1	50'44.817	22.290	24.378	27.363	22.201	278.3	23	1'35.631 P	29.219	22.200	27.445	16.767	265.3	
2	<b>1'34.956</b>	26.817	21.077	25.951	21.111	288.7	24	1'30.478	20.098	22.014	26.840	21.526	286.4	
3	<b>1'33.623</b>	26.326	20.790	25.591	20.916	291.8	25	<b>1'34.126</b>	26.366	21.042	25.645	21.073	290.3	
4	<b>1'33.185</b>	26.154	20.660	25.526	20.845	291.1	26	<b>1'33.270</b>	25.990	20.868	25.589	20.823	290.3	
5	<b>1'34.515</b>	26.048	20.560	26.889	21.018	275.5	27	<b>1'33.395</b>	25.994	20.860	25.638	20.903	288.7	
6	<b>1'33.067</b>	26.011	20.789	25.525	20.742	292.6	28	1'35.065 P	28.384	22.176	27.446	17.059	279.7	
7	<b>1'37.158</b>	28.581	21.585	25.992	21.000	288.7	29	1'28.970	19.498	21.698	26.542	21.232	288.0	
8	<b>1'32.870</b>	26.082	20.620	25.428	20.740	292.6	30	<b>1'32.926</b>	25.995	20.785	25.313	20.833	291.1	
9	1'36.125 P	27.966	22.877	27.698	17.584	262.7	31	<b>1'32.634</b>	25.823	20.632	25.302	20.877	291.1	
10	1'33.104	21.051	22.950	27.159	21.944	276.2	32	<b>1'32.597</b>	25.771	20.707	25.314	20.805	292.6	
11	<b>1'35.241</b>	26.880	21.171	26.112	21.078	288.0		PIT	31.551	22.203	27.138	16.504	278.3	
12	<b>1'34.120</b>	26.456	20.883	25.873	20.908	287.2		<b>14th 89</b>	<b>Jorge MARTIN</b>	Pramac Racing SPA				
13	<b>1'33.317</b>	26.095	20.715	25.768	20.739	291.1			Runs=3	Total laps=13	Full laps=8			
14	<b>1'32.944</b>	25.960	20.604	25.575	20.805	291.8	1	35'00.145 P	20.967	25.473	31.754	17.637	192.5	
15	<b>1'32.871</b>	25.910	20.742	25.486	20.733	291.1	2	1'30.174	19.078	22.569	26.591	21.936	291.8	
16	1'41.273 P	29.186	26.594	27.459	18.034	265.3	3	<b>1'34.923</b>	26.929	21.338	25.544	21.112	292.6	
17	1'30.315	20.658	22.292	26.178	21.187	285.7	4	<b>1'33.222</b>	26.138	20.819	25.324	20.941	293.4	
18	<b>1'33.082</b>	26.197	20.784	25.347	20.754	292.6	5	<b>1'33.528</b>	26.100	20.593	26.001	20.834	295.0	
19	<b>1'32.447</b>	25.882	20.625	25.310	20.630	293.4	6	<b>1'32.920</b>	26.075	20.667	25.413	20.765	294.2	
20	<b>1'32.509</b>	25.826	20.669	25.426	20.588	293.4	7	1'35.720 P	29.465	21.588	27.034	17.633	289.5	
21	<b>1'32.797</b>	25.914	20.622	25.550	20.711	291.1	8	1'35.305	20.569	22.691	26.666	25.379	293.4	
22	1'32.331	25.840	20.528	25.348	20.615	290.3	9	<b>1'35.097</b>	27.294	21.262	25.710	20.831	292.6	
23	1'41.482 P	28.312	23.736	28.126	21.308	254.1	10	<b>1'33.453</b>	26.539	20.655	25.377	20.882	296.7	
24	1'31.872	20.759	22.679	26.609	21.825	283.4	11	<b>1'32.756</b>	26.027	20.618	25.351	20.760	295.0	
25	<b>1'35.239</b>	26.768	21.053	26.254	21.164	289.5	12	1'32.624	26.008	20.579	25.271	20.766	295.0	
26	<b>1'33.658</b>	26.266	20.703	25.845	20.844	291.8		PIT	26.161	20.521	29.610	16.936	284.9	
27	<b>1'32.937</b>	26.145	20.604	25.341	20.847	291.8		<b>15th 88</b>	<b>Miguel OLIVEIRA</b>	Red Bull KTM Factory POR				
28	<b>1'33.640</b>	26.230	20.617	25.995	20.798	292.6			Runs=4	Total laps=25	Full laps=17			
29	<b>1'32.669</b>	25.992	20.536	25.454	20.687	291.8	1	53'40.152	20.021	22.492	27.062	22.197	284.9	
	PIT	28.921	25.491	33.718	26.431	166.4	2	<b>1'39.375</b>	27.037	21.198	29.158	21.982	282.7	
	<b>13th 42</b>	<b>Alex RINS</b>	Team SUZUKI ECST SPA				3	<b>1'35.084</b>	26.676	21.036	26.026	21.346	288.0	
		Runs=6	Total laps=33	Full laps=21			4	<b>1'33.327</b>	26.241	20.763	25.472	20.851	291.8	
1	44'24.273	25.441	22.457	26.864	21.669	287.2	5	<b>1'33.147</b>	26.055	20.760	25.422	20.910	292.6	
2	<b>1'34.575</b>	26.736	21.314	25.501	21.024	291.1	6	1'33.088 P	27.126	22.661	26.621	16.680	287.2	
3	<b>1'34.165</b>	26.388	20.858	25.673	21.246	291.8	7	1'29.756	20.183	21.848	26.409	21.316	288.0	
4	<b>1'33.453</b>	25.964	20.746	25.881	20.862	289.5	8	<b>1'33.743</b>	26.381	20.965	25.534	20.863	291.1	
5	<b>1'34.932</b>	26.015	20.741	26.602	21.574	291.8	9	<b>1'33.354</b>	26.225	20.698	25.581	20.850	293.4	
6	1'43.113 P	26.091	29.479	30.062	17.481	228.8	10	<b>1'39.763</b>	26.080	20.670	30.502	22.511	195.2	
7	1'29.671	19.882	22.060	26.394	21.335	285.7	11	<b>1'33.103</b>	26.237	20.667	25.496	20.703	291.8	
8	<b>1'33.501</b>	26.189	20.860	25.597	20.855	288.7	12	<b>1'33.045</b>	25.954	20.609	25.354	21.128	294.2	
9	<b>1'32.733</b>	25.834	20.830	25.351	20.718	291.1	13	<b>1'39.158</b>	31.467	21.119	25.600	20.972	292.6	
10	1'32.352	25.811	20.657	25.264	20.620	291.8	14	1'32.898	26.018	20.704	25.300	20.876	293.4	
11	1'34.866 P	28.857	22.393	27.033	16.583	274.8	15	1'37.033 P	29.913	22.703	28.151	16.266	272.0	
12	1'31.704	20.555	21.905	27.623	21.621	275.5	16	1'30.968	19.526	22.119	27.467	21.856	281.2	
13	<b>1'35.192</b>	26.541	21.332	26.245	21.074	288.0	17	<b>1'34.444</b>	26.607	21.069	25.884	20.884	290.3	
14	<b>1'33.682</b>	26.189	20.941	25.680	20.872	288.7	18	<b>1'33.258</b>	26.122	20.748	25.598	20.790	291.1	
15	<b>1'35.710</b>	26.001	20.805	27.298	21.606	286.4	19	<b>1'33.171</b>	25.995	20.686	25.731	20.759	290.3	

**Fastest Lap:** Aleix ESPARGARO Aprilia Racing Team G SPA **1'31.584** 25.684 20.400 25.023 20.477

These data/results cannot be reproduced, stored and/or transmitted in whole or in part by any manner of electronic, mechanical, photocopying, recording, broadcasting or otherwise now known or herein after developed without the previous express consent by the copyright owner, except for reproduction in daily press and regular printed publications on sale to the public within 60 days of the event related to those data/results and always provided that copyright symbol appears together as follows below.  
© DORNA, 2021

Official MotoGP Timing by TISSOT  
www.motogp.com





# Day 2 Session 2

# MotoGP

Lap	Lap Time		T1	T2	T3	T4	Speed	Lap	Lap Time		T1	T2	T3	T4	Speed	
20	1'38.751	P	29.805	25.699	27.185	16.062	279.7	13	1'31.131		21.243	22.183	26.223	21.482	284.2	
21	1'29.728		19.353	21.810	26.512	22.053	287.2	14	<b>1'33.933</b>		26.024	21.108	25.749	21.052	284.9	
22	<b>1'33.847</b>		26.539	20.828	25.613	20.867	291.8	15	<b>1'32.978</b>		25.865	20.819	25.490	<b>20.804</b>	287.2	
23	<b>1'33.890</b>		26.421	20.879	25.564	21.026	291.1	16	4'59.242	P	<b>25.811</b>	3'22.631	44.253	26.547	123.9	
24	<b>1'33.164</b>		26.147	20.623	25.514	20.880	291.8	17	1'33.819		21.381	22.899	27.521	22.018	289.5	
	PIT		29.591	21.031	27.784	16.601	268.6	18	<b>1'37.068</b>		26.899	21.724	26.907	21.538	289.5	
								19	<b>1'35.814</b>		26.391	21.171	26.875	21.377	288.7	
<b>16th</b>	<b>26</b>	<b>Dani PEDROSA</b>	KTM Factory Racing SPA						20	1'33.554	P	26.271	21.033	27.691	18.559	288.0
			Runs=4	Total laps=32	Full laps=24			21	1'31.482		20.400	22.602	26.766	21.714	288.0	
1	48'15.273		20.693	26.269	30.300	22.761	184.9	22	<b>1'35.516</b>		26.435	21.336	26.415	21.330	286.4	
2	<b>1'37.002</b>		27.424	21.451	26.595	21.532	294.2	23	<b>1'35.031</b>		26.238	21.497	26.110	21.186	286.4	
3	<b>1'36.726</b>		26.762	21.035	26.971	21.958	291.1	24	<b>1'33.824</b>		26.018	21.061	25.743	21.002	289.5	
4	<b>1'34.255</b>		26.405	20.906	25.867	21.077	<b>297.5</b>	25	1'33.432	P	26.024	20.863	27.581	18.964	288.7	
5	<b>1'34.109</b>		26.342	20.901	25.839	21.027	297.5	26	1'31.424		20.398	22.377	26.864	21.785	289.5	
6	<b>1'34.268</b>		26.473	20.866	25.933	20.996	292.6	27	<b>1'34.385</b>		26.348	21.162	25.723	21.152	289.5	
7	<b>1'33.656</b>		26.275	20.721	25.841	20.819	295.8	28	<b>1'33.558</b>		26.125	20.970	25.520	20.943	289.5	
8	<b>1'33.332</b>		26.172	20.713	25.633	20.814	295.0		PIT		25.924	20.849	26.804	18.590	<b>290.3</b>	
9	1'37.277	P	29.065	22.664	28.283	17.265	277.6									
10	1'33.199		19.635	22.682	27.617	23.265	284.2	<b>18th</b>	<b>4</b>	<b>Andrea DOVIZIOSO</b>	Petronas Yamaha SR ITA					
11	<b>1'36.038</b>		27.029	21.256	26.404	21.349	291.8			Runs=5	Total laps=33	Full laps=23				
12	<b>1'34.834</b>		26.578	21.028	26.145	21.083	292.6	1	21'23.414		22.844	23.027	27.414	22.174	277.6	
13	<b>1'33.714</b>		26.263	20.737	25.756	20.958	293.4	2	<b>1'34.608</b>		26.546	21.225	25.677	21.160	286.4	
14	<b>1'33.741</b>		26.152	20.805	25.850	20.934	292.6	3	<b>1'34.174</b>		26.208	21.143	25.742	21.081	284.2	
15	<b>1'33.889</b>		26.194	20.782	25.924	20.989	293.4	4	<b>1'33.987</b>		26.099	21.129	25.729	21.030	283.4	
16	<b>1'33.227</b>		26.207	20.625	25.604	20.791	292.6	5	<b>1'33.798</b>		26.048	20.911	25.713	21.126	285.7	
17	1'31.307	P	26.895	22.072	26.782	15.558	288.0	6	<b>1'33.027</b>		26.016	<b>20.725</b>	25.456	<b>20.830</b>	284.9	
18	1'31.374		19.373	22.650	27.366	21.985	288.0	7	<b>1'35.237</b>		26.023	21.398	26.607	21.209	281.9	
19	<b>1'36.305</b>		27.138	21.269	26.516	21.382	290.3	8	<b>1'33.097</b>		25.989	20.796	<b>25.421</b>	20.891	284.9	
20	<b>1'33.932</b>		26.427	20.766	25.820	20.919	293.4	9	<b>1'34.179</b>		26.268	20.948	25.770	21.193	283.4	
21	<b>1'33.348</b>		26.095	20.661	25.758	20.834	293.4	10	1'32.370	P	26.125	22.571	27.305	16.369	276.2	
22	<b>1'33.349</b>		26.190	20.680	25.616	20.863	293.4	11	1'34.009		22.302	22.158	26.440	23.109	281.9	
23	<b>1'32.959</b>		26.039	<b>20.555</b>	25.607	<b>20.758</b>	292.6	12	<b>1'34.653</b>		26.429	21.092	25.930	21.202	286.4	
24	1'34.059	P	28.471	22.224	27.239	16.125	276.9	13	<b>1'33.471</b>		26.009	20.956	25.556	20.950	285.7	
25	1'30.086		19.476	22.202	26.835	21.573	288.7	14	<b>1'34.269</b>		26.170	21.257	25.888	20.954	284.9	
26	<b>1'34.843</b>		26.625	21.299	25.828	21.091	295.8	15	<b>1'33.619</b>		26.061	20.982	25.611	20.965	287.2	
27	<b>1'33.310</b>		26.063	20.791	25.514	20.942	296.7	16	<b>1'33.677</b>		<b>25.953</b>	20.992	25.694	21.038	287.2	
28	<b>1'33.046</b>		<b>26.032</b>	20.726	<b>25.469</b>	20.819	295.8	17	<b>1'34.213</b>		26.047	20.794	26.240	21.132	288.0	
29	<b>1'33.645</b>		26.115	20.741	25.823	20.966	294.2	18	<b>1'33.978</b>		26.118	20.894	25.875	21.091	285.7	
30	<b>1'36.030</b>		28.557	20.892	25.703	20.878	297.5	19	<b>1'33.167</b>		26.039	20.816	25.422	20.890	<b>288.7</b>	
31	<b>1'33.310</b>		26.077	20.744	25.645	20.844	297.5	20	1'38.071	P	30.259	24.157	27.453	16.202	277.6	
	PIT		30.636	22.730	28.042	18.639	268.6	21	1'29.083		19.504	21.969	26.197	21.413	283.4	
<b>17th</b>	<b>21</b>	<b>Franco MORBIDELL</b>	Monster Energy Yama ITA						22	<b>1'34.005</b>		26.314	20.974	25.612	21.105	286.4
			Runs=7	Total laps=29	Full laps=15			23	<b>1'33.350</b>		26.099	20.827	25.488	20.936	285.7	
1	34'06.865		22.503	23.021	27.015	21.829	286.4	24	<b>1'33.465</b>		26.049	20.766	25.664	20.986	284.9	
2	<b>1'35.458</b>		26.676	21.305	26.191	21.286	288.7	25	1'29.499	P	25.991	20.917	25.892	16.699	284.2	
3	<b>1'33.940</b>		26.154	21.092	25.593	21.101	287.2	26	1'29.968		19.411	22.339	26.684	21.534	279.7	
4	<b>1'33.255</b>		26.033	20.926	<b>25.359</b>	20.937	288.0	27	<b>1'35.223</b>		26.894	21.234	25.798	21.297	284.9	
5	<b>1'41.726</b>		25.931	25.432	29.055	21.308	255.3	28	<b>1'34.264</b>		26.145	20.986	25.929	21.204	284.2	
6	1'33.498	P	25.860	<b>20.801</b>	27.276	19.561	289.5	29	1'30.114	P	26.118	20.954	25.879	17.163	285.7	
7	1'34.735		24.065	22.299	26.860	21.511	286.4	30	1'31.685		19.680	22.564	27.373	22.068	275.5	
8	<b>1'34.422</b>		26.118	21.142	25.808	21.354	288.7	31	<b>1'38.271</b>		26.715	21.290	28.956	21.310	197.8	
9	<b>1'33.306</b>		25.962	20.909	25.583	20.852	288.7	32	<b>1'34.668</b>		26.203	21.119	26.033	21.313	281.9	
10	1'40.092	P	32.708	21.523	28.312	17.549	278.3		PIT		26.044	21.084	26.050	15.806	281.2	
11	1'32.451		21.394	22.463	26.922	21.672	281.9									
12	1'32.853	P	26.723	21.433	27.586	17.111	279.0									

**Fastest Lap:** Aleix ESPARGARO Aprilia Racing Team G SPA **1'31.584** 25.684 20.400 25.023 20.477

These data/results cannot be reproduced, stored and/or transmitted in whole or in part by any manner of electronic, mechanical, photocopying, recording, broadcasting or otherwise now known or herein after developed without the previous express consent by the copyright owner, except for reproduction in daily press and regular printed publications on sale to the public within 60 days of the event related to those data/results and always provided that copyright symbol appears together as follows below.  
© DORNA, 2021

Official MotoGP Timing by TISSOT  
www.motogp.com



# Day 2 Session 2

MotoGP

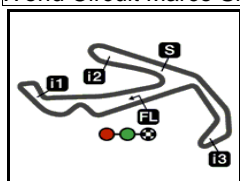
Lap	Lap Time	T1	T2	T3	T4	Speed	Lap	Lap Time	T1	T2	T3	T4	Speed
<b>19th</b>	<b>46</b>	<b>Valentino ROSSI</b> Petronas Yamaha SR ITA					38	<b>1'36.062</b>	26.776	21.223	26.748	21.315	284.9
		Runs=3	Total laps=13	Full laps=7			<b>PIT</b>	27.183	21.683	30.662	30.562	204.9	
1	1:16'44.738	20.223	26.076	27.421	22.396	279.7							
2	<b>1'35.858</b>	26.946	21.531	26.086	21.295	282.7							
3	<b>1'34.820</b>	26.411	21.134	26.181	21.094	283.4							
4	<b>1'34.216</b>	26.238	21.174	25.769	21.035	284.2							
5	<b>1'37.471</b>	28.642	21.794	25.963	21.072	284.9							
6	<b>1'33.656</b>	26.128	21.055	25.536	20.937	287.2							
7	1'34.416 P	28.607	22.223	28.051	15.535	252.3							
8	1'31.186	19.979	22.800	26.487	21.920	279.7							
9	1'37.075 P	29.226	24.072	27.744	16.033	267.9							
10	1'30.752	19.622	22.652	26.685	21.793	281.2							
11	<b>1'35.270</b>	26.712	21.308	25.936	21.314	281.9							
12	<b>1'44.003</b>	26.464	21.252	31.861	24.426	191.4							
	<b>PIT</b>	26.511	23.707	29.086	16.505	247.7							
<b>20th</b>	<b>32</b>	<b>Lorenzo SAVADORI</b> Aprilia Factory Racing ITA											
		Runs=7	Total laps=39	Full laps=25									
1	1:10'41.220	23.591	22.615	26.682	21.493	280.5							
2	<b>1'43.436</b>	28.725	24.576	28.730	21.405	281.2							
3	<b>1'35.202</b>	26.468	21.071	26.155	21.508	283.4							
4	<b>1'50.185</b>	29.827	25.753	32.619	21.986	260.2							
5	<b>1'34.485</b>	26.520	21.007	25.906	21.052	283.4							
6	<b>1'47.447</b>	29.640	27.181	29.140	21.486	177.6							
7	1'32.717 P	26.691	20.957	27.893	17.176	285.7							
8	1'37.619	23.298	24.469	27.537	22.315	280.5							
9	<b>1'34.537</b>	26.471	21.066	25.966	21.034	284.2							
10	<b>1'37.928</b>	26.347	21.941	28.283	21.357	282.7							
11	<b>1'34.808</b>	26.628	21.146	25.949	21.085	287.2							
12	<b>1'46.792</b>	30.347	22.649	29.583	24.213	270.0							
13	1'32.809 P	26.496	21.110	28.727	16.476	286.4							
14	1'31.689	20.963	22.925	26.580	21.221	282.7							
15	<b>1'38.601</b>	26.518	21.114	29.233	21.736	285.7							
16	<b>1'34.562</b>	26.552	20.997	25.954	21.059	285.7							
17	<b>1'34.472</b>	26.374	20.956	26.105	21.037	284.2							
18	1'38.582 P	30.461	23.349	28.620	16.152	272.7							
19	1'39.504	23.401	26.536	26.800	22.767	284.2							
20	<b>1'38.980</b>	30.022	21.364	26.265	21.329	284.9							
21	<b>1'34.692</b>	26.359	21.046	26.080	21.207	284.2							
22	<b>1'34.963</b>	26.418	21.022	26.384	21.139	284.9							
23	1'36.540 P	29.569	22.557	28.236	16.178	276.9							
24	1'32.815	21.465	22.394	27.108	21.848	280.5							
25	<b>1'38.650</b>	26.726	22.417	27.645	21.862	273.4							
26	<b>1'36.059</b>	26.737	21.254	26.544	21.524	283.4							
27	<b>1'36.366</b>	26.941	21.386	26.580	21.459	283.4							
28	1'36.823 P	29.985	22.483	28.216	16.139	277.6							
29	1'29.824	19.801	21.732	26.649	21.642	284.9							
30	<b>1'34.334</b>	26.358	20.867	25.904	21.205	288.0							
31	<b>1'34.242</b>	26.322	20.925	25.958	21.037	282.7							
32	<b>1'44.139</b>	33.253	23.011	26.654	21.221	282.7							
33	<b>1'34.043</b>	26.249	20.828	26.057	20.909	285.7							
34	1'36.257 P	30.900	22.989	26.907	15.461	279.7							
35	1'33.184	21.256	22.579	27.613	21.736	277.6							
36	<b>1'42.472</b>	26.937	25.584	28.229	21.722	272.7							
37	<b>1'35.929</b>	26.885	21.196	26.575	21.273	284.2							
<b>21st</b>	<b>25</b>	<b>Raul FERNANDEZ</b> Tech 3 KTM Factory R SPA											
		Runs=2	Total laps=18	Full laps=14									
1	18'12.979	21.443	25.082	27.546	22.349	282.7							
2	<b>1'37.266</b>	27.477	21.456	26.574	21.759	284.9							
3	<b>1'36.336</b>	26.918	21.347	26.432	21.639	286.4							
4	<b>1'40.290</b>	26.594	25.057	26.923	21.716	285.7							
5	<b>1'35.372</b>	26.684	21.091	26.251	21.346	286.4							
6	<b>1'34.842</b>	26.595	20.967	25.912	21.368	284.2							
7	<b>1'35.130</b>	26.664	21.137	25.985	21.344	288.0							
8	<b>1'34.360</b>	26.528	20.902	25.673	21.257	285.7							
9	<b>1'34.786</b>	26.636	20.950	25.935	21.265	282.7							
10	1'36.361 P	29.228	22.618	27.334	17.181	278.3							
11	1'37.772	21.316	22.789	27.632	26.035	283.4							
12	<b>1'36.376</b>	27.481	21.322	26.245	21.328	281.2							
13	<b>1'35.089</b>	26.774	21.076	25.856	21.383	289.5							
14	<b>1'35.033</b>	26.580	21.139	26.000	21.314	285.7							
15	<b>1'35.150</b>	26.691	21.082	26.089	21.288	285.7							
16	<b>1'34.904</b>	26.613	20.978	25.890	21.423	287.2							
17	<b>1'34.963</b>	26.650	20.957	26.023	21.333	287.2							
	<b>PIT</b>	29.220	23.035	28.663	17.662	269.3							
<b>22nd</b>	<b>87</b>	<b>Remy GARDNER</b> Tech 3 KTM Factory R AUS											
		Runs=2	Total laps=15	Full laps=11									
1	41'04.850	23.266	24.695	28.549	23.418	272.7							
2	<b>1'39.154</b>	27.795	22.207	27.164	21.988	288.0							
3	<b>1'37.034</b>	27.205	21.560	26.632	21.637	288.0							
4	<b>1'36.197</b>	27.020	21.378	26.319	21.480	288.7							
5	<b>1'35.964</b>	26.854	21.222	26.330	21.558	286.4							
6	<b>1'35.438</b>	26.786	21.252	26.010	21.390	288.0							
7	1'40.648 P	29.916	23.233	28.319	19.180	263.4							
8	1'46.289	22.993	25.252	31.387	26.657	258.9							
9	<b>1'38.697</b>	27.893	21.991	26.902	21.911	282.7							
10	<b>1'36.809</b>	26.923	21.572	26.480	21.834	287.2							
11	<b>1'35.970</b>	26.913	21.388	26.211	21.458	288.7							
12	<b>1'35.343</b>	26.713	21.142	26.071	21.417	287.2							
13	<b>1'35.452</b>	26.831	21.112	26.213	21.296	289.5							
14	<b>1'35.086</b>	26.616	21.062	26.149	21.259	289.5							
	<b>PIT</b>	31.951	21.597	26.643	20.598	289.5							

**Fastest Lap:** Aleix ESPARGARO Aprilia Racing Team G SPA **1'31.584** 25.684 20.400 25.023 20.477

These data/results cannot be reproduced, stored and/or transmitted in whole or in part by any manner of electronic, mechanical, photocopying, recording, broadcasting or otherwise now known or herein after developed without the previous express consent by the copyright owner, except for reproduction in daily press and regular printed publications on sale to the public within 60 days of the event related to those data/results and always provided that copyright symbol appears together as follows below.  
© DORNA, 2021

Official MotoGP Timing by TISSOT  
www.motogp.com





4226 m.

## MISANO MOTOGP™ OFFICIAL TEST

## Day 2 Session 2

## Best Partial Times

MotoGP™

IT Ideal Lap Time, sum of the best partial times

BT Best Lap Time

T1		T2		T3		T4				IT		BT	
Pos	Rider	Time	Rider	Time	Rider	Time	Rider	Time	Pos	Rider	IT	BT	
1	J.MIR	25.595	A.ESPARGARO	20.382	A.ESPARGARO	25.023	A.ESPARGARO	20.462	1	A.ESPARGAR	1'31.533	1'31.584	(1)
2	M.VIÑALES	25.597	M.VIÑALES	20.410	T.NAKAGAMI	25.024	J.MIR	20.553	2	M.VIÑALES	1'31.675	1'32.035	(5)
3	T.NAKAGAMI	25.614	T.NAKAGAMI	20.431	F.QUARTARARO	25.040	J.MILLER	20.568	3	T.NAKAGAMI	1'31.735	1'31.735	(2)
4	F.QUARTARARO	25.633	L.MARINI	20.458	M.VIÑALES	25.077	P.ESPARGARO	20.580	4	J.MIR	1'31.801	1'31.873	(3)
5	A.ESPARGARO	25.666	J.MILLER	20.468	A.MARQUEZ	25.095	M.MARQUEZ	20.584	5	F.QUARTARAR	1'31.805	1'31.974	(4)
6	A.MARQUEZ	25.713	A.MARQUEZ	20.472	L.MARINI	25.146	M.PIRRO	20.588	6	A.MARQUEZ	1'31.983	1'32.259	(11)
7	M.MARQUEZ	25.736	P.ESPARGARO	20.474	J.MIR	25.161	M.VIÑALES	20.591	7	P.ESPARGAR	1'31.987	1'32.105	(6)
8	B.BINDER	25.740	J.MIR	20.492	P.ESPARGARO	25.185	F.QUARTARARO	20.605	8	M.MARQUEZ	1'32.038	1'32.151	(7)
9	P.ESPARGARO	25.748	M.MARQUEZ	20.513	M.MARQUEZ	25.205	A.RINS	20.620	9	L.MARINI	1'32.101	1'32.201	(9)
10	A.RINS	25.771	J.MARTIN	20.521	B.BINDER	25.219	B.BINDER	20.641	10	B.BINDER	1'32.136	1'32.202	(10)
11	L.MARINI	25.784	F.QUARTARARO	20.527	J.MILLER	25.259	T.NAKAGAMI	20.666	11	J.MILLER	1'32.166	1'32.166	(8)
12	F.MORBIDELLI	25.811	M.PIRRO	20.528	A.RINS	25.264	A.MARQUEZ	20.703	12	M.PIRRO	1'32.252	1'32.331	(12)
13	M.PIRRO	25.826	B.BINDER	20.536	J.MARTIN	25.271	M.OLIVEIRA	20.703	13	A.RINS	1'32.287	1'32.352	(13)
14	J.MILLER	25.871	D.PEDROSA	20.555	M.OLIVEIRA	25.300	L.MARINI	20.713	14	J.MARTIN	1'32.560	1'32.624	(14)
15	A.DOVIZIOSO	25.953	M.OLIVEIRA	20.609	M.PIRRO	25.310	D.PEDROSA	20.758	15	M.OLIVEIRA	1'32.566	1'32.898	(15)
16	M.OLIVEIRA	25.954	A.RINS	20.632	F.MORBIDELLI	25.359	J.MARTIN	20.760	16	F.MORBIDELLI	1'32.775	1'32.978	(17)
17	J.MARTIN	26.008	A.DOVIZIOSO	20.725	A.DOVIZIOSO	25.421	F.MORBIDELLI	20.804	17	D.PEDROSA	1'32.814	1'32.959	(16)
18	D.PEDROSA	26.032	F.MORBIDELLI	20.801	D.PEDROSA	25.469	A.DOVIZIOSO	20.830	18	A.DOVIZIOSO	1'32.929	1'33.027	(18)
19	V.ROSSI	26.128	L.SAVADORI	20.828	V.ROSSI	25.536	L.SAVADORI	20.909	19	V.ROSSI	1'33.656	1'33.656	(19)
20	L.SAVADORI	26.249	R.FERNANDEZ	20.902	R.FERNANDEZ	25.673	V.ROSSI	20.937	20	L.SAVADORI	1'33.890	1'34.043	(20)
21	R.FERNANDEZ	26.528	V.ROSSI	21.055	L.SAVADORI	25.904	R.FERNANDEZ	21.257	21	R.FERNANDEZ	1'34.360	1'34.360	(21)
22	R.GARDNER	26.616	R.GARDNER	21.062	R.GARDNER	26.010	R.GARDNER	21.259	22	R.GARDNER	1'34.947	1'35.086	(22)

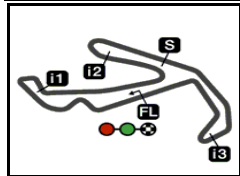
These data/results cannot be reproduced, stored and/or transmitted in whole or in part by any manner of electronic, mechanical, photocopying, recording, broadcasting or otherwise now known or herein after developed without the previous express consent by the copyright owner, except for reproduction in daily press and regular printed publications on sale to the public within 60 days of the event related to those data/results and always provided that copyright symbol appears together as follows below.

© DORNA, 2021

Official MotoGP Timing by TISSOT

www.motogp.com






4226 m.

## MISANO MOTOGP™ OFFICIAL TEST

## Day 2 Session 2

## Fastest Laps Sequence

<i>Practice Time</i>	 <i>Rider</i>	<i>Nation</i>	<i>Motorcycle</i>	<i>Time</i>	<i>Km/h</i>	<i>Rider's Lap</i>
3'57.634	20 Fabio QUARTARARO	FRA	YAMAHA	1'34.818	160.4	2
5'30.424	20 Fabio QUARTARARO	FRA	YAMAHA	1'32.790	163.9	3
7'02.978	20 Fabio QUARTARARO	FRA	YAMAHA	1'32.554	164.3	4
8'35.401	20 Fabio QUARTARARO	FRA	YAMAHA	1'32.423	164.6	5
10'07.759	20 Fabio QUARTARARO	FRA	YAMAHA	1'32.358	164.7	6
24'28.970	20 Fabio QUARTARARO	FRA	YAMAHA	1'32.295	164.8	10
26'01.079	20 Fabio QUARTARARO	FRA	YAMAHA	1'32.109	165.1	11
29'05.262	20 Fabio QUARTARARO	FRA	YAMAHA	1'32.003	165.3	13
1:14'06.723	41 Aleix ESPARGARO	SPA	APRILIA	1'31.743	165.8	12
2:40'59.150	30 Takaaki NAKAGAMI	JPN	HONDA	1'31.735	165.8	23
2:48'43.484	41 Aleix ESPARGARO	SPA	APRILIA	1'31.584	166.1	32

These data/results cannot be reproduced, stored and/or transmitted in whole or in part by any manner of electronic, mechanical, photocopying, recording, broadcasting or otherwise now known or herein after developed without the previous express consent by the copyright owner, except for reproduction in daily press and regular printed publications on sale to the public within 60 days of the event related to those data/results and always provided that copyright symbol appears together as follows below.

© DORNA, 2021

Official MotoGP Timing by TISSOT  
www.motogp.com

Misano Adriatico, Wednesday, September 22, 2021

