World Circuit Marco Si

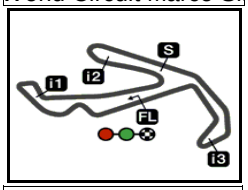

4226 m.

Results and timing service provided by TISSOT

CEV Repsol

FIM Moto3 Junior World Championship
Qualifying Practice Nr. 2
Classification

		Rider	Nation	Team	Motorcycle	Time	Lap	Total	Gap		Top Speed
1	20	**Jose Julian GARCIA**	SPA	SIC58 SQUADRA CORSE	HONDA	**1'48.962**	18	18			**200.7**
2	16	**Mario Suryo AJI**	INA	ASTRA HONDA RACING TEAM	HONDA	**1'50.791**	20	20	1.829	1.829	**201.4**
3	58	**Luca LUNETTA**	ITA	AC RACING TEAM	HUSQVARNA	**1'50.827**	21	22	1.865	0.036	**204.1**
4	10	**Nicola Fabio CARRARO**	ITA	TM RACING FACTORY TEAM	TM RACING	**1'51.039**	11	11	2.077	0.212	**202.6**
5	92	**Diogo MOREIRA**	BRA	TEAM ESTRELLA GALICIA 0,0	HONDA	**1'51.321**	16	16	2.359	0.282	**200.7**
6	84	**Zonta VAN DEN GOORBE**	NED	TEAM SUPER B	HONDA	**1'51.588**	15	15	2.626	0.267	**202.6**
7	80	**David ALONSO**	COL	ASPAR JUNIOR TEAM	GASGAS	**1'51.601**	19	19	2.639	0.013	**202.2**
8	63	**Syarifuddin AZMAN**	MAL	SIC RACING	HONDA	**1'51.713**	18	18	2.751	0.112	**202.6**
9	7	**Filippo FARIOLI**	ITA	LAGLISSE ACADEMY	HUSQVARNA	**1'51.921**	23	23	2.959	0.208	**201.4**
10	95	**Jose antonio RUEDA**	SPA	TEAM ESTRELLA GALICIA 0,0	HONDA	**1'51.930**	17	17	2.968	0.009	**202.6**
11	96	**Daniel HOLGADO**	SPA	ASPAR JUNIOR TEAM	GASGAS	**1'52.022**	16	16	3.060	0.092	**202.6**
12	38	**David SALVADOR**	SPA	TM RACING FACTORY TEAM	TM RACING	**1'52.126**	19	20	3.164	0.104	**199.2**
13	32	**Takuma MATSUYAMA**	JPN	ASIA TALENT TEAM	HONDA	**1'52.190**	18	18	3.228	0.064	**201.1**
14	17	**Daniel MUÑOZ**	SPA	AVATEL - CARDOSO RACING	KTM	**1'52.298**	18	18	3.336	0.108	**201.1**
15	64	**David MUÑOZ**	SPA	AVATEL - CARDOSO RACING	KTM	**1'52.499**	18	19	3.537	0.201	**203.0**
16	33	**Tatchakorn BUASRI**	THA	HONDA RACING THAILAND	HONDA	**1'52.536**	19	19	3.574	0.037	**205.7**
17	26	**Scott OGDEN**	GBR	ASPAR JUNIOR TEAM	GASGAS	**1'52.850**	22	22	3.888	0.314	**203.0**
18	70	**Joshua WHATLEY**	GBR	TEAM MTA	KTM	**1'52.990**	21	21	4.028	0.140	**200.0**
19	11	**Adrián CRUCES**	SPA	CUNA DE CAMPEONES	KTM	**1'53.013**	19	21	4.051	0.023	**201.8**
20	24	**Ivan ORTOLÁ**	SPA	TEAM MTA	KTM	**1'53.215**	19	21	4.253	0.202	**201.8**
21	19	**Alessandro MOROSI**	ITA	LAGLISSE ACADEMY	HUSQVARNA	**1'53.433**	23	23	4.471	0.218	**201.8**
22	88	**Andrea GIOMBINI**	ITA	MINI MOTO PORTOMAGGIORE	KTM	**1'53.466**	16	16	4.504	0.033	**202.6**
23	67	**Gerard RIU MALE**	SPA	MT-FOUNDATION 77	KTM	**1'53.536**	20	20	4.574	0.070	**199.6**
24	31	**Eddie O'SHEA**	GBR	BRITISH TALENT TEAM	HONDA	**1'53.638**	20	20	4.676	0.102	**203.3**
25	57	**Sho NISHIMURA**	JPN	MT-FOUNDATION 77	KTM	**1'53.860**	22	22	4.898	0.222	**201.8**
26	55	**Noah DETTWILER**	SWI	TEAM MTA	KTM	**1'53.896**	20	20	4.934	0.036	**200.7**
27	5	**Marcos RUDA**	SPA	GAZZOLARACING	KTM	**1'53.913**	22	22	4.951	0.017	**202.2**
28	81	**Senna AGIUS**	AUS	SIC58 SQUADRA CORSE	HONDA	**1'54.214**	19	19	5.252	0.301	**197.8**
29	13	**Marco TAPIA**	SPA	LEOPARD IMPALA JUNIOR TEA	HONDA	**1'54.391**	16	18	5.429	0.177	**198.8**
30	78	**Jakob ROSENTHALER**	AUT	TEAM MTA	KTM	**1'54.592**	21	22	5.630	0.201	**203.0**
31	9	**Collin VEIJER**	NED	AC RACING TEAM	HUSQVARNA	**1'54.915**	16	16	5.953	0.323	**203.0**
32	69	**Raffaele FUSCO**	ITA	TM RACING FACTORY TEAM	TM RACING	**1'56.034**	14	17	7.072	1.119	**197.4**
33	77	**Mattia VOLPI**	ITA	AGR TEAM	KTM	**1'56.465**	14	16	7.503	0.431	**201.1**
34	66	**Joel KELSO**	AUS	AGR TEAM	KTM	**1'56.675**	11	15	7.713	0.210	**202.6**
Not Classified											
	21	**Harrison VOIGHT**	AUS	SIC58 SQUADRA CORSE	HONDA						

Practice condition: **Wet**
Air: 25°
Humidity: 75%
Ground: 28°

Fastest Lap:	Lap: 18	**Jose Julian GARCIA**	**1'48.962**	139.6 Km/h
Best Race Lap:		**New track layout**		
All Time Lap Record:	2021	**David MUÑOZ**	**1'44.382**	145.7 Km/h

The results are provisional until the end of the limit for protest and appeals.

Time limit for protest expires 30' after publication of the results - ..... Time: .....

DORNA DATA PROCESSING .TIMING SERVICE DORNA DATA PROCESSING TIMING SERVICE DORNA DATA PROCESSING TIMING SERVICE DORNA DATA PROCESSING TIMING SERVICE DORNA DATA PROCESSING TIMING SERVICE DORNA DATA PROCESSING TIMING SERVICE DORNA DATA PROCCEESSS

Misano Adriatico, Friday, September 17, 2021

World Circuit Marco Si

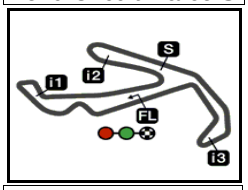

4226 m.

Results and timing service provided by TISSOT

CEV Repsol

FIM Moto3 Junior World Championship
Qualifying Practice Nr. 2
Top Speed & Average

	Rider	Nation	Motorcycle	Top 5 speeds					Average	Top
33	**Tatchakorn BUASRI**	**THA**	HONDA	205.7	203.3	203.3	203.0	202.2	203.5	**205.7**
58	**Luca LUNETTA**	**ITA**	HUSQVARNA	204.1	203.7	203.3	203.3	203.0	203.3	**204.1**
31	**Eddie O'SHEA**	**GBR**	HONDA	203.3	201.1	201.1	201.1	200.7	201.3	**203.3**
9	**Collin VEIJER**	**NED**	HUSQVARNA	203.0	202.6	201.1	200.0	199.6	201.3	**203.0**
26	**Scott OGDEN**	**GBR**	GASGAS	203.0	202.2	201.8	200.7	200.7	201.7	**203.0**
64	**David MUÑOZ**	**SPA**	KTM	203.0	202.6	201.4	201.1	201.1	201.8	**203.0**
78	**Jakob ROSENTHALER**	**AUT**	KTM	203.0	202.6	202.6	202.2	202.2	202.4	**203.0**
10	**Nicola Fabio CARRARO**	**ITA**	TM RACING	202.6	198.8	198.1	197.4	197.0	198.8	**202.6**
63	**Syarifuddin AZMAN**	**MAL**	HONDA	202.6	199.2	198.5	198.5	198.5	199.3	**202.6**
66	**Joel KELSO**	**AUS**	KTM	202.6	202.6	201.8	201.1	201.1	201.8	**202.6**
84	**Zonta VAN DEN GOORBERGH**	**NED**	HONDA	202.6	202.2	202.2	200.7	200.3	201.4	**202.6**
88	**Andrea GIOMBINI**	**ITA**	KTM	202.6	201.8	201.4	201.4	201.1	201.6	**202.6**
95	**Jose antonio RUEDA**	**SPA**	HONDA	202.6	202.2	199.6	199.2	199.2	200.6	**202.6**
96	**Daniel HOLGADO**	**SPA**	GASGAS	202.6	202.2	201.8	201.8	201.4	202.0	**202.6**
5	**Marcos RUDA**	**SPA**	KTM	202.2	201.8	201.1	200.7	200.3	201.1	**202.2**
80	**David ALONSO**	**COL**	GASGAS	202.2	202.2	201.4	201.4	201.1	201.7	**202.2**
11	**Adrián CRUCES**	**SPA**	KTM	201.8	201.4	201.1	200.7	200.3	201.1	**201.8**
19	**Alessandro MOROSI**	**ITA**	HUSQVARNA	201.8	200.7	200.3	199.2	199.2	200.2	**201.8**
24	**Ivan ORTOLÁ**	**SPA**	KTM	201.8	201.4	201.1	200.7	200.7	201.1	**201.8**
57	**Sho NISHIMURA**	**JPN**	KTM	201.8	201.1	199.6	199.6	198.8	200.0	**201.8**
7	**Filippo FARIOLI**	**ITA**	HUSQVARNA	201.4	200.7	200.0	199.2	199.2	200.1	**201.4**
16	**Mario Suryo AJI**	**INA**	HONDA	201.4	201.4	200.0	199.6	199.2	200.3	**201.4**
17	**Daniel MUÑOZ**	**SPA**	KTM	201.1	201.1	200.7	200.7	200.7	200.9	**201.1**
32	**Takuma MATSUYAMA**	**JPN**	HONDA	201.1	200.7	200.3	200.0	199.2	200.0	**201.1**
77	**Mattia VOLPI**	**ITA**	KTM	201.1	199.2	198.5	198.1	197.8	198.9	**201.1**
20	**Jose Julian GARCIA**	**SPA**	HONDA	200.7	200.3	199.2	198.5	197.8	199.3	**200.7**
55	**Noah DETTWILER**	**SWI**	KTM	200.7	200.3	199.6	199.2	199.2	199.6	**200.7**
92	**Diogo MOREIRA**	**BRA**	HONDA	200.7	200.7	200.3	200.0	199.6	200.2	**200.7**
70	**Joshua WHATLEY**	**GBR**	KTM	200.0	199.6	199.6	199.6	199.6	199.7	**200.0**
67	**Gerard RIU MALE**	**SPA**	KTM	199.6	199.2	199.2	198.8	198.8	199.1	**199.6**
38	**David SALVADOR**	**SPA**	TM RACING	199.2	198.1	197.4	196.7	195.6	196.9	**199.2**
13	**Marco TAPIA**	**SPA**	HONDA	198.8	198.1	197.4	196.3	196.0	197.3	**198.8**
81	**Senna AGIUS**	**AUS**	HONDA	197.8	197.8	197.0	196.3	196.0	196.5	**197.8**
69	**Raffaele FUSCO**	**ITA**	TM RACING	197.4	197.0	196.7	196.7	196.0	196.8	**197.4**

DORNA DATA PROCESSING ,TIMING SERVICE DORNA DATA PROCESSING TIMING SERVICE DORNA DATA PROCESSING TIMING SERVICE DORNA DATA PROCESSING TIMING SERVICE DORNA DATA PROCESSING TIMING SERVICE DORNA DATA PROCESSING TIMING SERVICE DORNA DATA PROCESSING TIMING SERVICE DORNA DATA PROCCEESSS

Misano Adriatico, Friday, September 17, 2021

World Circuit Marco Si

Results and timing service provided by TISSOT

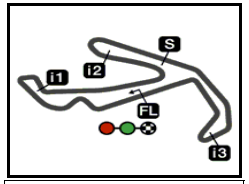

4226 m.

CEV Repsol

FIM Moto3 Junior World Championship
Qualifying Practice Nr. 2
Best Partial Times

IT *Ideal Lap Time, sum of the best partial times* ***BT*** *Best Lap Time*

T1			T2		T3		T4	
Pos	Rider	Time	Rider	Time	Rider	Time	Rider	Time
1	J.GARCIA	29.543	J.GARCIA	25.143	J.GARCIA	29.846	N.CARRARO	24.368
2	**M.AJI**	**30.118**	**D.ALONSO**	**25.407**	**Z.VAN DEN GOO**	**30.293**	**J.GARCIA**	**24.430**
3	L.LUNETTA	30.140	D.SALVADOR	25.425	D.MUÑOZ	30.326	M.AJI	24.537
4	**N.CARRARO**	**30.169**	**L.LUNETTA**	**25.455**	**M.AJI**	**30.341**	**L.LUNETTA**	**24.576**
5	D.SALVADOR	30.271	D.MOREIRA	25.595	L.LUNETTA	30.389	S.AZMAN	24.605
6	**D.MOREIRA**	**30.278**	**M.AJI**	**25.619**	**D.MOREIRA**	**30.456**	**D.ALONSO**	**24.638**
7	F.FARIOLI	30.323	N.CARRARO	25.631	N.CARRARO	30.623	F.FARIOLI	24.683
8	**Z.VAN DEN GOO**	**30.352**	**S.AZMAN**	**25.637**	**D.SALVADOR**	**30.642**	**D.MUÑOZ**	**24.688**
9	T.BUASRI	30.526	D.MUÑOZ	25.675	D.ALONSO	30.642	J.RUEDA	24.724
10	**I.ORTOLÁ**	**30.534**	**J.RUEDA**	**25.678**	**D.HOLGADO**	**30.703**	**Z.VAN DEN GOO**	**24.731**
11	T.MATSUYAMA	30.545	Z.VAN DEN GOO	25.700	J.RUEDA	30.720	D.MOREIRA	24.751
12	**S.OGDEN**	**30.570**	**I.ORTOLÁ**	**25.705**	**F.FARIOLI**	**30.795**	**D.HOLGADO**	**24.860**
13	S.AZMAN	30.603	D.HOLGADO	25.743	S.AZMAN	30.820	D.SALVADOR	24.885
14	**A.CRUCES**	**30.604**	**T.MATSUYAMA**	**25.748**	**T.BUASRI**	**30.874**	**A.CRUCES**	**24.941**
15	D.MUÑOZ	30.615	T.BUASRI	25.834	T.MATSUYAMA	30.904	T.BUASRI	24.963
16	**E.O'SHEA**	**30.633**	**J.WHATLEY**	**25.840**	**A.GIOMBINI**	**30.944**	**T.MATSUYAMA**	**24.993**
17	D.HOLGADO	30.656	D.MUÑOZ	25.888	S.OGDEN	31.097	M.RUDA	25.009
18	**A.MOROSI**	**30.658**	**R.FUSCO**	**25.901**	**J.ROSENTHALE**	**31.118**	**S.OGDEN**	**25.025**
19	S.NISHIMURA	30.801	E.O'SHEA	25.949	A.CRUCES	31.158	J.WHATLEY	25.026
20	**J.RUEDA**	**30.808**	**J.ROSENTHALE**	**25.972**	**D.MUÑOZ**	**31.218**	**E.O'SHEA**	**25.036**
21	A.GIOMBINI	30.828	F.FARIOLI	25.973	A.MOROSI	31.221	G.RIU MALE	25.115
22	**G.RIU MALE**	**30.847**	**A.CRUCES**	**25.995**	**G.RIU MALE**	**31.227**	**D.MUÑOZ**	**25.121**
23	J.WHATLEY	30.861	S.OGDEN	26.014	M.TAPIA	31.237	M.VOLPI	25.142
24	**M.TAPIA**	**30.865**	**M.TAPIA**	**26.042**	**J.WHATLEY**	**31.262**	**M.TAPIA**	**25.147**

Pos	Rider	IT	BT	
1	**J.GARCIA**	1'48.962	1'48.962	(1)
2	**L.LUNETTA**	1'50.560	1'50.827	(3)
3	**M.AJI**	1'50.615	1'50.791	(2)
4	**N.CARRARO**	1'50.791	1'51.039	(4)
5	**Z.VAN DEN G**	1'51.076	1'51.588	(6)
6	**D.MOREIRA**	1'51.080	1'51.321	(5)
7	**D.SALVADOR**	1'51.223	1'52.126	(12)
8	**D.ALONSO**	1'51.601	1'51.601	(7)
9	**S.AZMAN**	1'51.665	1'51.713	(8)
10	**F.FARIOLI**	1'51.774	1'51.921	(9)
11	**J.RUEDA**	1'51.930	1'51.930	(10)
12	**D.HOLGADO**	1'51.962	1'52.022	(11)
13	**T.MATSUYAM**	1'52.190	1'52.190	(13)
14	**T.BUASRI**	1'52.197	1'52.536	(16)
15	**D.MUÑOZ**	1'52.298	1'52.298	(14)
16	**D.MUÑOZ**	1'52.409	1'52.499	(15)
17	**A.CRUCES**	1'52.698	1'53.013	(19)
18	**S.OGDEN**	1'52.706	1'52.850	(17)
19	**I.ORTOLÁ**	1'52.957	1'53.215	(20)
20	**J.WHATLEY**	1'52.989	1'52.990	(18)
21	**E.O'SHEA**	1'53.269	1'53.638	(24)
22	**M.TAPIA**	1'53.291	1'54.391	(29)
23	**A.MOROSI**	1'53.297	1'53.433	(21)
24	**A.GIOMBINI**	1'53.320	1'53.466	(22)

DORNA DATA PROCESSING .TIMING SERVICE DORNA DATA PROCESSING TIMING SERVICE DORNA DATA PROCESSING TIMING SERVICE DORNA DATA PROCESSING TIMING SERVICE DORNA DATA PROCESSING TIMING SERVICE DORNA DATA PROCESSING TIMING SERVICE DORNA DATA PROCESSING TIMING SERVICE DORNA DATA PROCCEESSS

World Circuit Marco Si

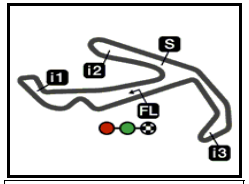

4226 m.

Results and timing service provided by TISSOT

CEV Repsol

FIM Moto3 Junior World Championship
Qualifying Practice Nr. 2
Best Partial Times

IT *Ideal Lap Time, sum of the best partial times* ***BT*** *Best Lap Time*

T1			T2		T3			T4							
Pos	Rider	Time	Rider	Time	Rider	Time		Rider	Time	Pos	Rider	IT	BT	
25	D.ALONSO	30.914	N.DETTWILER	26.109	C.VEIJER	31.449		N.DETTWILER	25.151	25	**G.RIU MALE**	1'53.536	1'53.536	(23)
26	**N.DETTWILER**	**30.918**	**S.AGIUS**	**26.183**	**I.ORTOLÁ**	**31.457**		**C.VEIJER**	**25.204**	26	**S.NISHIMURA**	1'53.739	1'53.860	(25)
27	S.AGIUS	30.942	S.NISHIMURA	26.204	M.RUDA	31.459		S.NISHIMURA	25.205	27	**J.ROSENTHAL**	1'53.788	1'54.592	(30)
28	**D.MUÑOZ**	**31.176**	**A.MOROSI**	**26.210**	**S.NISHIMURA**	**31.529**		**A.GIOMBINI**	**25.207**	28	**N.DETTWILER**	1'53.810	1'53.896	(26)
29	J.ROSENTHALE	31.209	M.RUDA	26.214	S.AGIUS	31.563		A.MOROSI	25.208	29	**M.RUDA**	1'53.913	1'53.913	(27)
30	**M.RUDA**	**31.231**	**C.VEIJER**	**26.295**	**N.DETTWILER**	**31.632**		**I.ORTOLÁ**	**25.261**	30	**S.AGIUS**	1'54.075	1'54.214	(28)
31	R.FUSCO	31.448	A.GIOMBINI	26.341	E.O'SHEA	31.651		S.AGIUS	25.387	31	**C.VEIJER**	1'54.466	1'54.915	(31)
32	**C.VEIJER**	**31.518**	**G.RIU MALE**	**26.347**	**R.FUSCO**	**31.843**		**J.ROSENTHALE**	**25.489**	32	**R.FUSCO**	1'55.116	1'56.034	(32)
33	M.VOLPI	31.530	M.VOLPI	26.818	J.KELSO	32.087		J.KELSO	25.832	33	**M.VOLPI**	1'55.598	1'56.465	(33)
34	**J.KELSO**	**31.615**	**J.KELSO**	**26.946**	**M.VOLPI**	**32.108**		**R.FUSCO**	**25.924**	34	**J.KELSO**	1'56.480	1'56.675	(34)

DORNA DATA PROCESSING .TIMING SERVICE DORNA DATA PROCESSING TIMING SERVICE DORNA DATA PROCESSING TIMING SERVICE DORNA DATA PROCESSING TIMING SERVICE DORNA DATA PROCESSING TIMING SERVICE DORNA DATA PROCESSING TIMING SERVICE DORNA DATA PROCESSING TIMING SERVICE DORNA DATA PROCCEESSS

World Circuit Marco Si

4226 m.

Results and timing service provided by TISSOT

CEV Repsol

FIM Moto3 Junior World Championship
Qualifying Practice Nr. 2
Fastest Laps Sequence

Practice Time		Rider	Nation	Motorcycle	Time	Km/h	Rider's Lap
4'26.014	77	**Mattia VOLPI**	ITA	KTM	**2'04.681**	122.0	2
4'32.532	5	**Marcos RUDA**	SPA	KTM	**2'04.316**	122.3	2
4'40.981	80	**David ALONSO**	COL	GASGAS	**2'03.253**	123.4	2
4'42.146	96	**Daniel HOLGADO**	SPA	GASGAS	**2'02.794**	123.8	2
4'46.102	16	**Mario Suryo AJI**	INA	HONDA	**2'01.896**	124.8	2
4'57.622	84	**Zonta VAN DEN GOORB**	NED	HONDA	**2'01.611**	125.1	2
6'41.438	80	**David ALONSO**	COL	GASGAS	**2'00.457**	126.2	3
6'41.828	96	**Daniel HOLGADO**	SPA	GASGAS	**1'59.682**	127.1	3
6'44.340	64	**David MUÑOZ**	SPA	KTM	**1'58.152**	128.7	3
8'41.332	64	**David MUÑOZ**	SPA	KTM	**1'56.992**	130.0	4
12'36.462	16	**Mario Suryo AJI**	INA	HONDA	**1'56.612**	130.4	6
20'26.104	80	**David ALONSO**	COL	GASGAS	**1'56.014**	131.1	10
22'21.337	80	**David ALONSO**	COL	GASGAS	**1'55.233**	132.0	11
33'39.782	20	**Jose Julian GARCIA**	SPA	HONDA	**1'55.180**	132.0	12
35'34.692	20	**Jose Julian GARCIA**	SPA	HONDA	**1'54.910**	132.3	13
38'10.783	16	**Mario Suryo AJI**	INA	HONDA	**1'54.709**	132.6	15
40'04.587	16	**Mario Suryo AJI**	INA	HONDA	**1'53.804**	133.6	16
44'10.489	58	**Luca LUNETTA**	ITA	HUSQVARNA	**1'53.234**	134.3	18
46'02.599	58	**Luca LUNETTA**	ITA	HUSQVARNA	**1'52.110**	135.7	19
48'09.891	92	**Diogo MOREIRA**	BRA	HONDA	**1'51.683**	136.2	15
48'34.649	20	**Jose Julian GARCIA**	SPA	HONDA	**1'50.306**	137.9	17
50'23.611	20	**Jose Julian GARCIA**	SPA	HONDA	**1'48.962**	139.6	18

DORNA DATA PROCESSING _TIMING SERVICE DORNA DATA PROCESSING TIMING SERVICE DORNA DATA PROCESSING TIMING SERVICE DORNA DATA PROCESSING TIMING SERVICE DORNA DATA PROCESSING TIMING SERVICE DORNA DATA PROCESSING TIMING SERVICE DORNA DATA PROCESSING TIMING SERVICE DORNA DATA PROCCEESSS

Misano Adriatico, Friday, September 17, 2021

World Circuit Marco Si

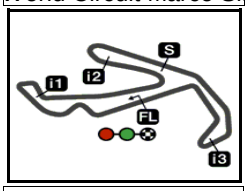

4226 m.

Results and timing service provided by TISSOT

CEV Repsol

FIM Moto3 Junior World Championship
Qualifying Practice Nr. 2
Chronological Analysis of Performances

** Lap / Sector time cancelled* — ***T1*** *Time from finish line to 1st intermediate* — ***T3*** *Time from 2nd intermed. to 3rd intermed.*
P *Crossing the finish line in pit lane* — ***T2*** *Time from 1st intermed. to 2nd intermed.* — ***T4*** *Time from 3rd intermediate to finish line*

1st 20 Jose Julian GARCI — SIC58 SQUADRA CO SPA
Runs=3 Total laps=18 Full laps=11

Lap	Lap Time		T1	T2	T3	T4	Speed
1	2'48.933		40.930	30.221	35.054	27.946	193.2
2	**2'03.914**		34.543	28.700	33.586	27.085	195.6
3	**2'01.238**		33.065	28.064	33.473	26.636	194.5
4	**2'00.018**		32.674	27.578	32.989	26.777	199.2
5	1'57.605	P	33.613	27.685	33.371	22.936	197.0
6	2'05.701		38.106	28.438	32.600	26.557	195.2
7	**1'57.298**		32.045	27.226	31.817	26.210	196.0
8	**1'57.138**		31.646	27.270	32.166	26.056	195.6
9	**1'56.115**		31.365	27.001	31.779	25.970	196.0
10	1'52.001	P	31.91*	27.428	32.512	20.147	194.5
11	2'02.387		36.550	27.598	32.230	26.009	196.0
12	**1'55.180**		31.206	26.704	31.385	25.885	196.3
13	**1'54.910**		31.158	26.672	31.228	25.852	196.7
14	1'50.997	P	31.69*	27.353	32.090	19.856	195.6
15	2'04.745		39.393	26.955	31.954	26.443	197.8
16	**1'52.526**		31.265	25.658	30.503	25.100	198.5
17	**1'50.306**		30.084	25.513	30.154	24.555	200.3
18	**1'48.962**		29.543	25.143	29.846	24.430	200.7

2nd 16 Mario Suryo AJI — ASTRA HONDA RACI INA
Runs=2 Total laps=20 Full laps=14

Lap	Lap Time		T1	T2	T3	T4	Speed
1	2'44.206		39.746	29.587	34.891	28.569	197.8
2	**2'01.896**		33.325	28.198	33.841	26.532	198.8
3	**1'58.807**		32.366	27.518	32.611	26.312	196.0
4	**1'57.359**		32.005	27.034	32.065	26.255	200.0
5	**1'57.582**		32.074	27.381	32.222	25.905	198.8
6	**1'56.612**		31.598	27.242	31.726	26.046	198.5
7	**2'05.157**		32.457	28.086	34.641	29.973	190.8
8	**1'57.844**		32.004	27.491	32.335	26.014	201.4
9	**1'56.946**		31.516	27.224	32.223	25.983	201.4
10	**1'57.271**		31.549	27.162	32.638	25.922	198.5
11	**1'55.794**		31.344	26.901	31.842	25.707	196.7
12	1'51.762	P	32.240	27.422	32.167	19.933	197.0
13	2'05.188		38.594	27.587	33.079	25.928	195.6
14	1'55.397	*	31.177	26.690	31.813	25.717*	197.0
15	**1'54.709**		30.762	26.638	31.518	25.791	196.0
16	**1'53.804**		30.609	26.347	31.261	25.587	196.7
17	1'51.382	P	31.882	27.073	32.089	20.338	192.8
18	2'04.400		38.379	26.717	31.950	27.354	194.9
19	**1'51.874**		30.966	25.738	30.341	24.829	199.2
20	**1'50.791**		30.118	25.619	30.517	24.537	199.6

3rd 58 Luca LUNETTA — AC RACING TEAM ITA
Runs=1 Total laps=22 Full laps=18

Lap	Lap Time		T1	T2	T3	T4	Speed
1	2'41.617		39.976	31.428	35.679	29.513	197.8
2	**2'06.488**		35.752	28.873	34.311	27.552	201.8
3	**2'02.705**		34.036	28.117	33.653	26.899	201.4
4	**2'02.687**		33.682	28.291	33.867	26.847	203.0
5	**2'01.080**		33.201	27.812	33.420	26.647	201.4
6	2'07.024	*	32.826	27.671	33.913*	32.614	201.1
7	**2'00.401**		33.050	27.739	33.058	26.554	203.3
8	**2'00.092**		32.803	27.525	33.229	26.535	203.0
9	**1'58.870**		32.487	27.433	32.827	26.123	203.0
10	**1'58.270**		32.239	27.332	32.549	26.150	202.6
11	**1'57.797**		32.238	27.154	32.437	25.968	203.7
12	1'57.357	P	35.20*	27.722	34.250	20.179	194.5
13	2'15.155	*	40.892	30.651	35.200	28.412*	201.4
14	**2'01.478**		33.856	27.785	33.186	26.651	200.3
15	**1'57.912**		32.678	27.000	32.302	25.932	201.1
16	**1'56.171**		31.822	26.556	31.768	26.025	202.2
17	**1'54.781**		31.455	26.243	31.667	25.416	201.4
18	**1'53.234**		31.092	26.101	31.003	25.038	201.8
19	**1'52.110**		30.510	25.606	30.747	25.247	201.4
20	**1'52.157**		30.646	25.858	30.806	24.847	202.2
21	**1'50.827**		30.140	25.455	30.389	24.843	203.3
22	**1'51.475**		30.261	26.234	30.404	24.576	204.1

4th 10 Nicola Fabio CARR — TM RACING FACTOR ITA
Runs=1 Total laps=11 Full laps=8

Lap	Lap Time		T1	T2	T3	T4	Speed
1	2'45.505		41.279	31.354	36.367	29.223	192.8
2	**2'08.466**		35.803	28.771	34.771	29.121	193.5
3	**2'06.565**		34.995	28.676	34.972	27.922	196.0
4	**2'04.060**		34.043	28.404	33.921	27.692	197.0
5	**2'02.627**		33.268	28.105	33.849	27.405	196.0
6	1'58.745	P	33.624	28.149	34.352	22.620	195.2
7	2'06.253		38.687	27.664	32.847	27.055	196.0
8	**1'56.976**		32.872	26.431	31.595	26.078	197.4
9	**1'53.341**		31.105	25.975	30.921	25.340	198.1
10	**1'51.931**		30.664	25.788	30.623	24.856	198.8
11	**1'51.039**		30.169	25.631	30.871	24.368	202.6

5th 92 Diogo MOREIRA — TEAM ESTRELLA GA BRA
Runs=2 Total laps=16 Full laps=11

Lap	Lap Time		T1	T2	T3	T4	Speed
1	2'54.611		38.889	30.410	35.464	28.121	193.8
2	**2'04.632**		34.240	29.613	33.822	26.957	196.0
3	**2'01.880**		33.358	28.124	33.624	26.774	197.0
4	**2'01.376**		33.129	28.188	33.459	26.600	197.0
5	**1'59.685**		32.712	27.707	32.978	26.288	197.8
6	**1'58.482**		32.217	27.480	32.759	26.026	198.1
7	1'53.323	P	32.437	27.850	33.040	19.996	199.6

Fastest Lap: Jose Julian GARCIA — SIC58 SQUADRA CO SPA — **1'48.962** — 29.543 — 25.143 — 29.846 — 24.430

DORNA DATA PROCESSING -TIMING SERVICE DORNA DATA PROCESSING TIMING SERVICE DORNA DATA PROCESSING TIMING SERVICE DORNA DATA PROCESSING TIMING SERVICE DORNA DATA PROCESSING TIMING SERVICE DORNA DATA PROCESSING TIMING SERVICE DORNA DATA PROCESSING TIMING SERVICE DORNA DATA PROCCEESSS

Misano Adriatico, Friday, September 17, 2021

Qualifying Practice Nr. 2

CEV Repsol

Lap	Lap Time		T1	T2	T3	T4	Speed
8	2'04.051		36.732	28.006	33.052	26.261	195.2
9	**1'57.415**		32.022	27.151	32.227	26.015	197.0
10	**1'57.149**		31.720	27.158	32.154	26.117	196.7
11	1'54.228	P	33.30*	27.645	33.127	20.148	192.5
12	2'01.363		36.584	26.834	31.814	26.131	200.0
13	**1'54.117**		31.617	25.860	31.206	25.434	200.7
14	**1'52.588**		30.824	25.802	30.831	25.131	199.6
15	**1'51.683**		30.673	25.595	30.569	24.846	200.7
16	**1'51.321**		30.278	25.836	30.456	24.751	200.3

6th 84 Zonta VAN DEN GO — TEAM SUPER B — NED

Runs=2 Total laps=15 Full laps=10

Lap	Lap Time		T1	T2	T3	T4	Speed
1	2'56.011		37.738	29.385	33.550	27.323	195.6
2	**2'01.611**		33.399	28.263	33.139	26.810	197.8
3	**2'01.266**		32.817	27.966	33.945	26.538	198.5
4	**1'59.737**		32.828	27.993	32.648	26.268	200.3
5	**1'58.999**		32.031	27.431	32.732	26.805	202.6
6	**1'58.653**		32.629	27.442	32.308	26.274	200.3
7	**2'01.129**		32.885	28.240	32.621	27.383	200.0
8	**1'58.329**		31.962	27.380	32.802	26.185	200.7
9	1'59.225	P	36.66*	27.940	33.665	20.957	180.9
10	2'05.056		37.826	28.008	32.819	26.403	195.6
11	**1'57.635**		31.857	27.460	32.063	26.255	197.0
12	1'59.982	P	35.015	27.673	35.231	22.063	189.1
13	2'06.592	*	38.009	26.878	32.719*	28.986	191.8
14	**1'52.099**		31.176	25.897	30.293	24.733	202.2
15	**1'51.588**		30.352	25.700	30.805	24.731	202.2

7th 80 David ALONSO — ASPAR JUNIOR TEA — COL

Runs=2 Total laps=19 Full laps=11

Lap	Lap Time		T1	T2	T3	T4	Speed
1	2'37.728		40.752	30.695	35.494	28.080	196.3
2	**2'03.253**		33.806	28.277	34.326	26.844	198.8
3	**2'00.457**		32.806	27.684	33.177	26.790	200.0
4	**1'58.601**		32.406	27.403	32.777	26.015	200.0
5	**1'58.290**		31.910	27.302	32.666	26.412	201.4
6	**1'58.181**		31.574	26.906	33.019	26.682	201.4
7	**1'59.184**		32.692	27.399	33.127	25.966	201.1
8	1'57.716	*	31.656	26.979	33.108*	25.973	198.5
9	**1'56.680**		31.467	26.905	32.577	25.731	199.6
10	**1'56.014**		31.311	26.832	32.278	25.593	199.2
11	**1'55.233**		30.929	26.787	31.960	25.557	199.6
12	1'56.915	P	33.77*	27.812	33.772	21.561	196.0
13	2'08.329	*	39.024	28.198	34.445*	26.662	197.8
14	1'56.354	*	31.704	26.495	32.444*	25.711	198.5
15	**1'54.911**		31.075	26.332	32.000	25.504	198.5
16	1'53.704	P	31.58*	26.938	34.327	20.859	197.8
17	2'05.495	*	39.169	27.289	33.138*	25.899	200.3
18	1'53.844	*	31.599	25.645	31.408*	25.192	202.2
19	**1'51.601**		30.914	25.407	30.642	24.638	202.2

8th 63 Syarifuddin AZMAN — SIC RACING — MAL

Runs=3 Total laps=18 Full laps=11

Lap	Lap Time		T1	T2	T3	T4	Speed
1	2'42.079		38.721	30.962	36.269	28.360	184.9
2	**2'04.917**		34.775	28.219	34.873	27.050	197.4
3	**2'00.130**		33.254	27.683	32.692	26.501	197.0
4	**1'58.366**		32.121	27.502	32.513	26.230	197.8
5	**1'57.826**		31.792	27.544	32.380	26.110	197.8
6	**1'57.612**		32.023	27.440	32.225	25.924	198.5
7	**1'57.759**		31.644	27.071	32.562	26.482	199.2
8	1'54.255	P	32.684	28.768	32.948*	19.855	195.6
9	2'04.099		37.328	27.601	32.434	26.736	197.0
10	**1'56.187**		31.317	27.103	32.107	25.660	197.4
11	1'51.245	P	31.602	27.091	32.470	20.082	198.5
12	2'08.209		40.543	28.386	33.007	26.273	192.8
13	**1'57.100**		32.050	27.107	32.099	25.844	196.0
14	1'50.589	P	31.477	26.741	32.081*	20.290	195.6
15	2'01.764		37.038	26.681	31.869	26.176	197.8
16	**1'55.508**		33.148	25.936	31.403	25.021	198.5
17	**1'52.728**		31.132	25.637	31.036	24.923	202.6
18	**1'51.713**		30.603	25.685	30.820	24.605	198.5

9th 7 Filippo FARIOLI — LAGLISSE ACADEM — ITA

Runs=1 Total laps=23 Full laps=15

Lap	Lap Time		T1	T2	T3	T4	Speed
1	2'40.150		38.643	30.934	35.514	28.368	196.3
2	2'05.870	*	34.480	28.771	34.816*	27.803	196.3
3	**2'04.314**		34.034	28.566	34.418	27.296	200.0
4	**2'03.560**		33.808	28.315	34.328	27.109	198.5
5	**2'03.566**		34.536	28.111	33.851	27.068	198.5
6	**2'00.793**		33.071	27.748	33.461	26.513	198.1
7	**2'01.213**		32.835	27.904	33.767	26.707	196.7
8	**1'59.474**		32.915	27.440	33.050	26.069	198.5
9	1'59.826	*	32.447	27.802	33.095	26.482*	197.4
10	**1'59.033**		32.384	27.540	32.877	26.232	198.1
11	**1'57.610**		31.778	27.339	32.582	25.911	198.1
12	**1'57.471**		31.709	27.323	32.268	26.171	198.1
13	1'50.635	P	31.808	27.383	32.584	18.860	197.4
14	2'19.304	*	46.202	30.446	35.210*	27.446	194.9
15	1'56.643	*	31.741	26.905	32.100*	25.897	197.8
16	1'55.870	*	31.593	26.629	31.737*	25.911	198.5
17	**1'55.861**		31.689	26.449	32.012	25.711	199.2
18	**1'54.840**		31.317	26.270	31.861	25.392	199.2
19	**1'54.079**		31.112	26.136	31.540	25.291	200.7
20	**1'55.713**		31.067	26.668	32.408	25.570	196.7
21	**1'53.194**		30.857	25.973	31.518	24.846	198.5
22	1'54.873	*	31.044	26.729	32.174	24.926*	186.5
23	**1'51.921**		30.323	26.120	30.795	24.683	201.4

10th 95 Jose antonio RUED — TEAM ESTRELLA GA — SPA

Runs=1 Total laps=17 Full laps=13

Lap	Lap Time		T1	T2	T3	T4	Speed
1	3'11.447		40.809	30.996	36.588	29.040	193.8
2	**2'07.809**		35.968	29.327	34.818	27.696	195.6
3	**2'04.558**		34.432	28.641	34.182	27.303	196.3
4	**2'02.832**		33.642	28.070	34.041	27.079	196.7
5	**2'01.649**		33.152	27.926	33.713	26.858	196.7
6	2'01.411	*	32.674	27.965	34.054*	26.718	196.0
7	**1'59.743**		32.367	27.557	33.378	26.441	197.4
8	**1'59.344**		32.481	27.511	32.986	26.366	197.0
9	**1'58.909**		32.335	27.151	32.982	26.441	196.3
10	**1'58.600**		32.057	27.048	33.082	26.413	196.3
11	**1'58.472**		31.969	27.049	33.051	26.403	197.0
12	1'54.114	P	32.052	27.051	33.047	21.964	197.0
13	2'07.245		39.360	27.891	33.006	26.988	199.6

Fastest Lap: Jose Julian GARCIA SIC58 SQUADRA CO SPA **1'48.962** 29.543 25.143 29.846 24.430

DORNA DATA PROCESSING TIMING SERVICE DORNA DATA PROCESSING TIMING SERVICE DORNA DATA PROCESSING TIMING SERVICE DORNA DATA PROCESSING TIMING SERVICE DORNA DATA PROCESSING TIMING SERVICE DORNA DATA PROCESSING TIMING SERVICE DORNA DATA PROCESSING TIMING SERVICE DORNA DATA PROCCEESSS

Qualifying Practice Nr. 2

CEV Repsol

Lap	Lap Time		T1	T2	T3	T4	Speed
14	**1'56.592**		33.058	26.536	31.367	25.631	202.2
15	**1'54.663**		31.909	25.889	31.630	25.235	199.2
16	**1'54.293**		31.820	25.891	31.695	24.887	199.2
17	**1'51.930**		30.808	25.678	30.720	24.724	202.6

11th 96 Daniel HOLGADO — ASPAR JUNIOR TEA SPA

Runs=1 Total laps=16 Full laps=12

Lap	Lap Time		T1	T2	T3	T4	Speed
1	2'39.352		40.157	30.759	36.099	27.851	196.3
2	**2'02.794**		33.958	28.139	33.881	26.816	200.7
3	**1'59.682**		32.896	27.453	32.835	26.498	200.7
4	**1'59.107**		32.454	27.384	32.853	26.416	201.4
5	**1'58.509**		32.412	27.158	32.911	26.028	201.8
6	1'59.087	*	32.328	27.341	33.057*	26.361	202.2
7	**1'58.431**		32.414	27.304	32.646	26.067	202.6
8	1'59.274	P	35.770	27.721	34.730*	21.053	200.3
9	2'08.857		41.667	27.267	33.411	26.512	197.4
10	**1'55.766**		31.807	26.274	31.811	25.874	200.0
11	**1'55.638**		31.783	26.444	31.744	25.667	200.3
12	**1'55.075**		31.640	26.209	31.637	25.589	200.7
13	**1'53.601**		30.915	25.963	31.397	25.326	200.3
14	**1'53.811**		30.968	26.192	31.363	25.288	200.3
15	**1'52.831**		30.656	26.087	31.048	25.040	201.1
16	**1'52.022**		30.716	25.743	30.703	24.860	201.8

12th 38 David SALVADOR — TM RACING FACTOR SPA

Runs=1 Total laps=20 Full laps=16

Lap	Lap Time		T1	T2	T3	T4	Speed
1	3'11.896		42.724	32.170	36.616	28.848	191.8
2	**2'06.447**		35.832	28.754	34.414	27.447	194.5
3	**2'02.796**		33.736	28.148	33.913	26.999	194.9
4	**2'01.935**		33.241	27.894	34.006	26.794	194.9
5	**2'00.596**		32.825	27.806	33.358	26.607	195.6
6	**1'59.960**		32.676	27.731	33.197	26.356	194.9
7	**1'59.713**		32.348	27.704	33.417	26.244	195.6
8	**1'59.627**		32.632	27.690	32.998	26.307	195.2
9	**1'59.204**		32.503	27.533	32.972	26.196	194.9
10	**1'59.106**		32.240	27.558	33.007	26.301	194.9
11	**1'58.518**		32.213	27.334	32.697	26.274	194.9
12	**1'58.055**		32.035	27.306	32.607	26.107	195.2
13	**1'57.990**		31.953	27.310	32.542	26.185	195.6
14	**1'57.506**		31.799	27.129	32.408	26.170	194.5
15	1'58.843	P	31.901	28.718	37.853	20.371	144.3
16	2'08.227		39.978	27.688	33.765	26.796	196.7
17	**1'55.341**		32.371	26.396	31.310	25.264	197.4
18	**1'52.890**		31.438	25.763	30.804	24.885	199.2
19	**1'52.126**		30.573	25.598	30.642	25.313	198.1
20	1'59.269	*	30.271	25.425	38.801	24.772*	138.8

13th 32 Takuma MATSUYA — ASIA TALENT TEAM JPN

Runs=2 Total laps=18 Full laps=13

Lap	Lap Time		T1	T2	T3	T4	Speed
1	2'49.132		38.051	29.737	34.902	27.790	196.3
2	**2'04.926**		34.585	28.212	34.394	27.735	191.4
3	**2'01.565**		33.436	27.969	33.258	26.902	198.1
4	**2'00.399**		32.881	27.670	33.028	26.820	200.7
5	**2'04.110**		33.092	27.971	34.041	29.006	199.2
6	**2'00.190**		32.586	27.877	33.081	26.646	199.2
7	**2'03.729**		34.709	28.261	33.735	27.024	194.2
8	**1'59.072**		32.442	27.666	32.552	26.412	198.8
9	**1'58.418**		31.986	27.556	32.552	26.324	200.0
10	**1'58.117**		32.059	27.403	32.521	26.134	199.2
11	1'56.012	P	31.969	29.588	34.214	20.241	191.4
12	2'07.511		37.748	28.057	34.792	26.914	175.6
13	**1'58.908**		32.178	26.940	32.153	27.637	198.1
14	**1'56.663**		31.483	26.578	32.245	26.357	201.1
15	1'54.672	P	35.90*	27.113	32.373	19.283	195.2
16	2'02.519		37.827	27.401	31.588	25.703	198.8
17	**1'54.631**		31.413	26.186	31.943	25.089	198.5
18	**1'52.190**		30.545	25.748	30.904	24.993	200.3

14th 17 Daniel MUÑOZ — AVATEL - CARDOSO SPA

Runs=1 Total laps=18 Full laps=15

Lap	Lap Time		T1	T2	T3	T4	Speed
1	2'34.124		38.972	29.531	35.588	27.591	195.6
2	**2'04.351**		34.569	28.174	34.260	27.348	194.9
3	**2'02.276**		34.109	28.027	33.104	27.036	197.0
4	**1'59.987**		32.987	27.807	32.744	26.449	199.2
5	**1'59.405**		32.437	27.722	32.856	26.390	201.1
6	**1'58.637**		32.503	27.452	32.412	26.270	200.7
7	**1'59.441**		32.777	27.534	32.721	26.409	201.1
8	**1'58.837**		32.449	27.422	32.627	26.339	199.2
9	**1'58.824**		32.358	27.454	32.659	26.353	200.7
10	**1'58.342**		32.329	27.298	32.583	26.132	200.0
11	**1'57.386**		31.903	27.123	32.244	26.116	198.8
12	1'52.405	P	31.773	27.475	32.365	20.792	200.7
13	2'19.870		48.738	28.813	34.738	27.581	196.3
14	**1'59.845**		34.653	26.911	31.767	26.514	198.5
15	**1'58.224**		33.283	26.559	31.801	26.581	198.5
16	**1'55.628**		32.367	26.180	31.170	25.911	198.8
17	**1'53.623**		31.628	25.873	30.737	25.385	199.6
18	**1'52.298**		31.176	25.675	30.326	25.121	200.3

15th 64 David MUÑOZ — AVATEL - CARDOSO SPA

Runs=1 Total laps=19 Full laps=16

Lap	Lap Time		T1	T2	T3	T4	Speed
1	2'44.292		40.581	29.071	34.264	27.949	198.8
2	**2'01.896**		33.481	27.845	34.165	26.405	197.4
3	**1'58.152**		32.747	27.220	32.113	26.072	198.1
4	**1'56.992**		32.081	27.025	32.116	25.770	202.6
5	**1'57.647**		32.198	27.232	32.550	25.667	201.1
6	**1'57.221**		31.978	27.016	31.981	26.246	200.0
7	**2'05.077**		33.534	28.369	33.200	29.974	201.4
8	**1'57.297**		32.136	27.289	32.194	25.678	201.1
9	**1'57.075**		31.948	27.079	32.167	25.881	199.6
10	2'01.901	P	36.40*	28.844	34.934	21.716	189.8
11	2'29.272	*	47.451	34.792	35.835	31.194*	187.8
12	**1'56.758**		32.201	26.597	32.013	25.947	203.0
13	**1'56.255**		31.789	26.399	32.217	25.850	198.1
14	**1'54.595**		31.377	26.243	31.446	25.529	198.1
15	**1'53.870**		31.007	26.212	31.463	25.188	197.4
16	**1'53.175**		30.618	26.153	31.268	25.136	197.4
17	**1'52.842**		30.615	25.888	31.383	24.956	198.1
18	**1'52.499**		30.674	25.919	31.218	24.688	198.1
19	**2'06.099**		34.205	30.088	34.306	27.500	185.8

Fastest Lap: Jose Julian GARCIA SIC58 SQUADRA CO SPA **1'48.962** 29.543 25.143 29.846 24.430

DORNA DATA PROCESSING ,TIMING SERVICE DORNA DATA PROCESSING TIMING SERVICE DORNA DATA PROCESSING TIMING SERVICE DORNA DATA PROCESSING TIMING SERVICE DORNA DATA PROCESSING TIMING SERVICE DORNA DATA PROCESSING TIMING SERVICE DORNA DATA PROCESSING TIMING SERVICE DORNA DATA PROCCEESSS

Qualifying Practice Nr. 2

CEV Repsol

16th 33 Tatchakorn BUASRI — HONDA RACING TH — THA

Runs=2 Total laps=19 Full laps=14

Lap	Lap Time		T1	T2	T3	T4	Speed
1	2'59.036		39.028	32.394	35.386	31.465	199.2
2	**2'05.451**		34.605	28.880	34.726	27.240	195.6
3	**2'02.308**		33.485	28.227	33.791	26.805	200.0
4	**2'00.919**		32.870	28.004	33.606	26.439	200.7
5	**2'00.080**		32.350	27.662	33.518	26.550	201.4
6	**2'00.075**		32.683	27.660	33.452	26.280	200.0
7	**1'59.337**		32.438	27.599	33.037	26.263	201.1
8	**1'58.645**		32.196	27.641	32.646	26.162	202.2
9	**1'58.915**		32.246	27.596	32.626	26.447	201.8
10	**1'57.663**		31.709	27.326	32.459	26.169	201.8
11	**1'57.889**		32.175	27.179	32.356	26.179	203.3
12	1'58.651	P	34.50*	28.619	34.691	20.840	197.4
13	2'06.379	*	37.640	28.955	32.997	26.787*	200.0
14	**1'58.297**		32.039	27.105	32.747	26.406	200.7
15	**1'56.530**		31.884	26.746	32.047	25.853	201.8
16	1'54.075	P	33.336	28.779	32.641	19.319	200.7
17	2'02.713		38.049	27.505	31.518	25.641	203.0
18	**1'53.592**		31.491	26.080	30.874	25.147	205.7
19	**1'52.536**		30.526	25.834	31.213	24.963	203.3

17th 26 Scott OGDEN — ASPAR JUNIOR TEA — GBR

Runs=1 Total laps=22 Full laps=19

Lap	Lap Time		T1	T2	T3	T4	Speed
1	2'52.275		39.243	30.552	35.347	27.267	197.8
2	**2'03.483**		34.116	28.566	33.994	26.807	199.2
3	**2'02.838**		33.528	28.542	34.260	26.508	199.6
4	**2'00.376**		32.774	28.033	33.258	26.311	200.3
5	**1'59.309**		32.292	27.625	32.955	26.437	203.0
6	**2'00.137**		33.001	27.839	32.846	26.451	201.8
7	**2'00.234**		32.913	27.935	33.239	26.147	200.0
8	**1'58.883**		32.300	27.579	32.778	26.226	200.7
9	**1'58.525**		31.990	27.658	32.800	26.077	200.3
10	**1'58.374**		32.017	27.503	32.860	25.994	200.3
11	**1'57.620**		31.785	27.318	32.466	26.051	200.7
12	1'53.116	P	31.860	27.427	33.449	20.380	198.8
13	2'08.962		40.954	28.687	33.121	26.200	200.0
14	**1'56.592**		31.628	26.927	32.239	25.798	199.2
15	**1'55.722**		31.199	26.751	32.248	25.524	198.8
16	**1'54.761**		30.794	26.604	31.894	25.469	199.2
17	**1'54.937**		30.986	26.500	31.840	25.611	199.6
18	**1'58.786**		32.755	26.691	31.941	27.399	198.8
19	**1'54.286**		30.972	26.394	31.646	25.274	200.0
20	**1'53.629**		30.570	26.229	31.564	25.266	202.2
21	**1'53.427**		31.082	26.107	31.177	25.061	200.3
22	**1'52.850**		30.714	26.014	31.097	25.025	199.2

18th 70 Joshua WHATLEY — TEAM MTA — GBR

Runs=1 Total laps=21 Full laps=18

Lap	Lap Time		T1	T2	T3	T4	Speed
1	2'38.500		41.754	31.299	35.775	28.176	185.8
2	**2'04.351**		34.206	29.134	33.805	27.206	197.0
3	**2'01.175**		33.134	28.171	33.385	26.485	196.7
4	**1'59.552**		32.721	27.647	32.802	26.382	199.6
5	**1'59.507**		32.492	27.788	32.966	26.261	198.5
6	**1'59.007**		32.597	27.667	32.593	26.150	199.6
7	**1'59.548**		32.454	27.402	33.106	26.586	198.8
8	**1'59.041**		32.547	27.537	32.673	26.284	199.6
9	**1'58.752**		32.261	27.652	32.716	26.123	197.4
10	**1'58.386**		31.932	27.468	32.807	26.179	197.8
11	**1'57.823**		31.715	27.480	32.740	25.888	196.7
12	**1'57.674**		31.806	27.282	32.448	26.138	199.6
13	1'51.514	P	32.005	27.194	32.405	19.910	197.8
14	2'21.945		45.154	30.664	35.667	30.460	181.5
15	**1'56.007**		31.541	26.612	32.006	25.848	198.8
16	**1'59.685**		35.620	26.352	31.691	26.022	198.1
17	**1'56.765**		31.593	26.574	31.926	26.672	199.2
18	**1'56.057**		32.523	26.234	31.517	25.783	200.0
19	**1'55.186**		31.496	26.371	32.024	25.295	197.0
20	**1'54.340**		31.352	26.261	31.701	25.026	197.8
21	**1'52.990**		30.861	25.840	31.262	25.027	199.6

19th 11 Adrián CRUCES — CUNA DE CAMPEON — SPA

Runs=2 Total laps=21 Full laps=16

Lap	Lap Time		T1	T2	T3	T4	Speed
1	2'35.887		39.887	30.792	37.792	28.173	186.8
2	**2'05.648**		34.888	28.709	34.910	27.141	194.9
3	**2'01.497**		33.062	28.312	33.381	26.742	198.8
4	**1'59.676**		32.491	27.556	33.248	26.381	200.3
5	**1'59.392**		32.315	27.876	32.757	26.444	201.8
6	**1'58.462**		32.486	27.454	32.538	25.984	200.0
7	**1'58.228**		32.171	27.390	32.546	26.121	201.1
8	**2'04.545**		33.774	29.506	34.949	26.316	177.3
9	**1'57.398**		31.603	27.410	32.268	26.117	200.0
10	**2'01.310**		32.220	27.625	35.225	26.240	180.3
11	**1'56.637**		31.373	27.115	32.340	25.809	198.8
12	**1'55.507**		30.959	26.752	31.823	25.973	200.7
13	**2'01.815**		33.380	27.786	34.174	26.475	186.5
14	1'52.170	P	31.068	27.154	33.036	20.912	198.5
15	2'09.370		42.871	28.188	32.582	25.729	199.2
16	**1'55.310**		31.845	26.371	31.425	25.669	200.0
17	**1'53.863**		30.843	26.266	31.558	25.196	198.8
18	**1'53.587**		30.827	25.995	31.482	25.283	201.4
19	**1'53.013**		30.797	26.117	31.158	24.941	199.2
20	1'52.788	P	30.604	27.965	33.560	20.659	190.8
21	2'02.194		36.983	27.382	32.147	25.682	197.4

20th 24 Ivan ORTOLÁ — TEAM MTA — SPA

Runs=1 Total laps=21 Full laps=17

Lap	Lap Time		T1	T2	T3	T4	Speed
1	3'58.640		41.190	31.201	34.760	28.205	196.7
2	**2'02.387**		33.965	28.087	33.161	27.174	198.1
3	**2'00.079**		33.113	27.465	33.018	26.483	198.8
4	**2'00.236**		32.962	27.604	32.959	26.711	199.2
5	**1'58.838**		32.544	27.264	32.593	26.437	200.0
6	**1'58.536**		32.165	27.177	32.913	26.281	199.6
7	**1'58.393**		32.361	27.151	32.622	26.259	200.0
8	**1'58.657**		32.210	27.542	32.517	26.388	200.0
9	**1'58.199**		32.253	27.141	32.515	26.290	199.2
10	**1'57.526**		31.881	27.087	32.438	26.120	198.8
11	**1'57.390**		31.808	26.977	32.397	26.208	199.6
12	**1'56.691**		31.574	26.794	32.358	25.965	199.6
13	1'57.869	P	34.564	28.070	34.274	20.961	193.2
14	2'05.270		38.739	27.240	33.033	26.258	197.8
15	**1'57.135**		31.573	26.719	32.452	26.391	201.8

Fastest Lap: Jose Julian GARCIA SIC58 SQUADRA CO SPA **1'48.962** 29.543 25.143 29.846 24.430

DORNA DATA PROCESSING -TIMING SERVICE DORNA DATA PROCESSING TIMING SERVICE DORNA DATA PROCESSING TIMING SERVICE DORNA DATA PROCESSING TIMING SERVICE DORNA DATA PROCESSING TIMING SERVICE DORNA DATA PROCESSING TIMING SERVICE DORNA DATA PROCESSING TIMING SERVICE DORNA DATA PROCCEESSS

Qualifying Practice Nr. 2

CEV Repsol

Lap	Lap Time		T1	T2	T3	T4	Speed
16	1'55.280	*	31.383	26.549	31.797*	25.551	201.4
17	**1'54.986**		31.436	26.266	31.722	25.562	201.1
18	**1'53.552**		30.824	26.007	31.460	25.261	200.7
19	**1'53.215**		30.534	25.903	31.457	25.321	200.7
20	**1'57.538**		30.932	25.932	31.701	28.973	200.7
21	**1'58.040**		30.667	25.705	33.617	28.051	178.8

21st 19 Alessandro MOROS LAGLISSE ACADEM ITA

Runs=1 Total laps=23 Full laps=15

Lap	Lap Time		T1	T2	T3	T4	Speed
1	2'47.611		42.509	32.021	35.490	28.112	192.5
2	**2'04.761**		34.606	28.647	34.164	27.344	199.2
3	2'02.502	*	33.789	28.281	33.738	26.694*	197.4
4	**2'00.608**		33.254	27.733	33.083	26.538	198.5
5	**2'01.360**		33.492	28.042	33.420	26.406	200.7
6	**1'59.327**		32.625	27.479	32.806	26.417	199.2
7	**2'00.020**		32.745	27.596	33.089	26.590	197.0
8	**1'59.742**		32.827	27.404	32.961	26.550	198.8
9	**1'59.049**		32.511	27.457	32.988	26.093	197.4
10	**1'58.145**		32.257	27.387	32.614	25.887	197.8
11	**1'58.512**		32.224	27.230	32.702	26.356	196.0
12	1'55.904	P	32.089	27.677	34.508	21.630	186.5
13	2'07.906		39.368	28.245	33.470	26.823	194.9
14	1'59.904	*	32.678	28.058	32.939*	26.229	198.1
15	**1'57.460**		32.109	27.213	32.193	25.945	200.3
16	**1'57.103**		31.619	26.833	32.606	26.045	198.8
17	**1'55.561**		31.480	26.605	31.744	25.732	198.5
18	1'55.142	*	31.270	26.535	31.783*	25.554	198.1
19	**1'54.361**		31.008	26.481	31.566	25.306	198.1
20	1'54.106	*	30.788	26.250	31.633*	25.435	197.4
21	**1'54.648**		30.999	26.544	31.737	25.368	197.8
22	1'54.001	*	30.972	26.545	31.276*	25.208	201.8
23	**1'53.433**		30.658	26.210	31.221	25.344	198.5

22nd 88 Andrea GIOMBINI MINI MOTO PORTO ITA

Runs=2 Total laps=16 Full laps=11

Lap	Lap Time		T1	T2	T3	T4	Speed
1	8'32.893		41.929	30.484	35.047	27.790	196.0
2	**2'02.737**		33.998	28.487	33.627	26.625	200.3
3	**2'00.501**		32.656	27.806	33.528	26.511	200.7
4	**2'00.644**		32.589	27.836	33.599	26.620	200.3
5	**1'59.213**		32.443	27.480	33.037	26.253	201.4
6	**2'00.238**		32.882	27.518	32.945	26.893	201.1
7	**1'58.243**		32.386	27.346	32.296	26.215	201.4
8	**1'57.463**		32.011	27.214	32.352	25.886	200.7
9	**1'57.981**		32.009	27.180	32.576	26.216	201.8
10	**1'57.049**		31.888	26.965	32.100	26.096	201.1
11	2'05.954	P	36.625	32.309	36.089	20.931	176.4
12	2'08.365		39.560	28.549	33.655	26.601	198.1
13	1'52.603	P	31.957	27.122	32.668	20.856	198.8
14	2'07.540		40.961	27.339	33.450	25.790	198.5
15	**1'53.744**		31.229	26.341	30.967	25.207	200.3
16	**1'53.466**		30.828	26.385	30.944	25.309	202.6

23rd 67 Gerard RIU MALE MT-FOUNDATION 77 SPA

Runs=2 Total laps=20 Full laps=15

Lap	Lap Time		T1	T2	T3	T4	Speed
1	4'54.440		45.656	30.093	36.363	28.577	192.5
2	**2'05.107**		34.884	28.613	34.845	26.765	196.0
3	**1'59.957**		32.970	27.734	32.825	26.428	198.8
4	**1'59.824**		32.620	27.329	33.315	26.560	199.2
5	**1'59.300**		32.654	27.348	32.758	26.540	198.8
6	**2'00.673**		33.565	27.521	33.100	26.487	199.6
7	**1'58.655**		32.278	27.270	32.789	26.318	198.5
8	**1'58.344**		32.117	27.325	32.767	26.135	198.1
9	**2'05.814**		32.889	27.789	38.967	26.169	121.6
10	**1'56.850**		31.499	27.124	32.221	26.006	197.0
11	1'53.687	P	32.724	27.601	33.488	19.874	195.2
12	2'17.623		49.299	28.794	33.337	26.193	198.5
13	**1'56.304**		31.676	26.772	31.993	25.863	197.8
14	**1'55.517**		31.317	26.709	31.796	25.695	197.8
15	**1'55.247**		31.146	26.624	31.673	25.804	197.8
16	**1'54.633**		31.006	26.502	31.406	25.719	198.1
17	**1'55.201**		30.987	26.607	31.838	25.769	196.3
18	1'54.288	P	31.068	26.460	35.711	21.049	175.0
19	2'06.022		40.021	28.319	31.737	25.945	196.3
20	**1'53.536**		30.847	26.347	31.227	25.115	199.2

24th 31 Eddie O'SHEA BRITISH TALENT TE GBR

Runs=2 Total laps=20 Full laps=14

Lap	Lap Time		T1	T2	T3	T4	Speed
1	2'44.779		40.022	29.583	36.250	28.926	198.1
2	**2'05.124**		34.435	28.595	34.708	27.386	198.8
3	**2'02.361**		33.391	27.905	33.958	27.107	200.3
4	**2'01.694**		33.133	27.708	33.934	26.919	201.1
5	**2'01.706**		33.421	27.790	33.805	26.690	201.1
6	**2'00.304**		32.801	27.662	33.308	26.533	199.6
7	**2'00.139**		32.372	27.613	33.501	26.653	197.8
8	**1'59.234**		32.138	27.514	33.311	26.271	198.1
9	**1'58.637**		31.856	27.399	33.183	26.199	198.8
10	**1'58.699**		31.984	27.548	32.948	26.219	197.8
11	1'56.384	P	32.388	29.165	34.399	20.432	199.6
12	2'04.446	*	37.229	27.887	33.035	26.295*	200.7
13	**1'56.447**		31.405	26.903	32.245	25.894	203.3
14	**1'57.412**		31.490	26.924	32.743	26.255	198.8
15	**1'56.298**		31.768	26.557	32.220	25.753	201.1
16	1'55.282	*	31.280	26.441	31.879*	25.682	200.7
17	1'50.331	P	31.627	26.871	32.805	19.028	197.8
18	2'01.082		36.536	26.682	32.487	25.377	197.8
19	**1'54.545**		30.633	25.949	32.616	25.347	200.3
20	**1'53.638**		30.706	26.245	31.651	25.036	200.0

25th 57 Sho NISHIMURA MT-FOUNDATION 77 JPN

Runs=1 Total laps=22 Full laps=18

Lap	Lap Time		T1	T2	T3	T4	Speed
1	4'37.391		39.400	29.104	35.197	27.538	194.2
2	**2'01.754**		33.258	28.193	33.684	26.619	196.0
3	**2'00.437**		32.673	27.679	33.222	26.863	198.1
4	2'01.928	*	34.464	27.549	33.361*	26.554	198.8
5	**1'58.251**		32.179	27.439	32.624	26.009	199.6
6	**1'59.903**		32.051	27.464	32.910	27.478	201.1
7	**1'58.756**		32.494	27.467	32.805	25.990	198.8
8	**1'58.727**		32.279	27.364	32.913	26.171	198.5
9	**1'58.094**		32.198	27.458	32.487	25.951	199.6
10	**1'57.162**		31.896	27.112	32.195	25.959	201.8
11	**1'59.348**		31.769	27.099	34.369	26.111	198.1
12	1'53.188	P	32.372	27.584	32.955	20.277	197.4

Fastest Lap: Jose Julian GARCIA SIC58 SQUADRA CO SPA **1'48.962** 29.543 25.143 29.846 24.430

DORNA DATA PROCESSING TIMING SERVICE DORNA DATA PROCESSING TIMING SERVICE DORNA DATA PROCESSING TIMING SERVICE DORNA DATA PROCESSING TIMING SERVICE DORNA DATA PROCESSING TIMING SERVICE DORNA DATA PROCESSING TIMING SERVICE DORNA DATA PROCESSING TIMING SERVICE DORNA DATA PROCCEESSS

Qualifying Practice Nr. 2

CEV Repsol

Lap	Lap Time	T1	T2	T3	T4	Speed
13	2'09.151	39.995	28.788	33.859	26.509	193.5
14	**1'57.994**	32.025	27.430	32.522	26.017	197.0
15	**1'56.625**	31.466	27.114	32.159	25.886	197.0
16	**1'56.730**	31.686	27.052	32.234	25.758	197.4
17	**1'55.742**	31.334	26.695	32.049	25.664	197.4
18	**1'55.231**	31.270	26.498	31.815	25.648	197.0
19	**1'55.070**	31.220	26.392	32.037	25.421	197.0
20	**1'54.237**	30.905	26.422	31.705	25.205	197.8
21	**1'53.931**	30.902	26.294	31.529	25.206	198.1
22	**1'53.860**	30.801	26.204	31.627	25.228	197.8

26th 55 Noah DETTWILER — TEAM MTA — SWI

Runs=1 Total laps=20 Full laps=17

Lap	Lap Time	T1	T2	T3	T4	Speed
1	2'40.184	40.512	31.295	36.448	28.705	188.1
2	**2'07.653**	35.252	29.075	35.724	27.602	195.2
3	**2'04.347**	34.088	28.688	34.292	27.279	195.2
4	**2'02.709**	33.493	28.276	33.964	26.976	198.8
5	**2'03.130**	33.776	28.214	33.952	27.188	199.2
6	**2'01.590**	32.994	28.175	33.825	26.596	200.7
7	**2'01.095**	33.178	27.860	33.676	26.381	199.6
8	**2'00.078**	32.603	27.840	33.298	26.337	198.8
9	**1'59.366**	32.300	27.771	32.951	26.344	198.8
10	**1'58.728**	32.219	27.539	32.781	26.189	199.2
11	**1'58.638**	32.003	27.258	32.969	26.408	196.7
12	1'53.067 P	31.984	27.867	33.309	19.907	190.8
13	2'18.595	39.941	32.312	38.792	27.550	190.1
14	**1'58.152**	31.862	27.137	33.137	26.016	196.3
15	**1'57.776**	32.018	26.811	33.127	25.820	199.2
16	**1'57.116**	31.657	26.663	32.795	26.001	200.3
17	**1'56.237**	31.350	26.546	32.407	25.934	197.4
18	**1'54.484**	31.194	26.163	31.769	25.358	198.5
19	**1'54.424**	30.918	26.215	31.866	25.425	198.5
20	**1'53.896**	31.004	26.109	31.632	25.151	199.2

27th 5 Marcos RUDA — GAZZOLARACING — SPA

Runs=1 Total laps=22 Full laps=19

Lap	Lap Time	T1	T2	T3	T4	Speed
1	2'28.216	39.320	30.484	35.672	27.244	194.9
2	**2'04.316**	34.128	28.618	34.671	26.899	196.0
3	**2'02.895**	33.774	28.132	34.128	26.861	196.3
4	**2'01.728**	33.690	28.012	33.646	26.380	197.0
5	**2'01.068**	33.008	27.957	33.606	26.497	196.7
6	**2'00.122**	32.701	27.755	33.312	26.354	200.3
7	**2'00.031**	32.777	27.713	33.178	26.363	199.6
8	**1'59.656**	32.740	27.582	32.908	26.426	198.8
9	**1'58.825**	32.304	27.492	32.930	26.099	200.0
10	**1'59.335**	32.729	27.578	32.946	26.082	200.0
11	**1'58.239**	32.050	27.346	32.734	26.109	197.0
12	**1'58.659**	32.402	27.620	32.569	26.068	200.7
13	1'52.564 P	32.442	27.238	32.650	20.234	200.0
14	2'05.997	38.205	27.873	33.194	26.725	197.0
15	**2'04.322**	32.506	27.239	34.242	30.335	186.2
16	**1'57.299**	32.291	26.603	32.268	26.137	200.0
17	**1'57.287**	32.083	26.682	32.572	25.950	198.8
18	**1'57.467**	31.859	26.598	32.384	26.626	199.6
19	**1'56.109**	32.249	26.457	31.676	25.727	200.3
20	**1'55.918**	31.478	26.422	32.590	25.428	201.1
21	**1'54.522**	31.286	26.221	31.892	25.123	202.2
22	**1'53.913**	31.231	26.214	31.459	25.009	201.8

28th 81 Senna AGIUS — SIC58 SQUADRA CO — AUS

Runs=3 Total laps=20 Full laps=14

Lap	Lap Time	T1	T2	T3	T4	Speed
1	2'42.533	39.035	29.938	35.834	27.994	190.8
2	**2'06.593**	34.568	28.937	34.561	28.527	196.3
3	**2'01.871**	33.237	28.145	33.645	26.844	195.6
4	**2'02.515**	33.294	27.862	33.863	27.496	197.0
5	**2'05.855**	35.925	28.760	34.292	26.878	196.0
6	**2'00.521**	32.888	27.744	33.419	26.470	196.0
7	**1'59.639**	32.574	27.673	33.190	26.202	197.8
8	1'58.026 P	33.543	28.337	33.951	22.195	194.2
9	2'05.194	37.530	27.933	33.160	26.571	196.0
10	**1'58.187**	32.010	27.292	32.635	26.250	194.5
11	**1'59.668**	32.760	27.358	33.199	26.351	194.2
12	**1'57.975**	31.766	27.178	32.931	26.100	193.5
13	1'55.243 P	33.297	27.944	33.907	20.095	193.5
14	2'05.713	39.526	27.646	32.710	25.831	194.5
15	**1'55.941**	31.549	26.536	32.089	25.767	194.5
16	**1'56.162**	31.663	26.801	32.084	25.614	197.8
17	**1'55.105**	31.330	26.510	31.675	25.590	196.0
18	**1'57.436**	31.173	26.331	32.528	27.404	193.8
19	**1'54.214**	31.081	26.183	31.563	25.387	196.0
	PIT	30.942	26.240	36.574	19.566	196.0

29th 13 Marco TAPIA — LEOPARD IMPALA J — SPA

Runs=3 Total laps=18 Full laps=12

Lap	Lap Time	T1	T2	T3	T4	Speed
1	3'35.495 P	37.842	L'35.028	41.781	24.802	174.1
2	2'24.618	44.489	32.026	38.533	29.570	191.4
3	**2'13.249**	37.705	30.437	36.542	28.565	193.2
4	**2'10.886**	36.730	30.252	35.639	28.265	194.2
5	**2'09.063**	35.527	29.467	35.554	28.515	194.2
6	**2'04.848**	34.452	28.909	34.207	27.280	195.6
7	**2'03.511**	33.555	28.199	34.624	27.133	195.2
8	2'11.737 P	35.501	34.720	38.548	22.968	134.6
9	2'12.686 *	39.670	29.741	35.370	27.905*	193.2
10	**2'02.736**	33.700	27.863	33.902	27.271	194.5
11	**2'00.375**	33.044	27.545	33.426	26.360	194.5
12	**1'58.606**	32.600	27.147	32.657	26.202	196.0
13	**1'57.920**	31.978	27.102	32.766	26.074	195.6
14	**1'56.007**	31.834	26.740	32.009	25.424	198.8
15	**1'54.548**	31.288	26.305	31.627	25.328	197.4
16	**1'54.391**	31.286	26.310	31.648	25.147	196.3
17	1'48.817 P	30.865	26.042	31.237	20.673	198.1
18	1'59.626	35.494	26.690	31.987	25.455	195.2

30th 78 Jakob ROSENTHAL — TEAM MTA — AUT

Runs=1 Total laps=22 Full laps=19

Lap	Lap Time	T1	T2	T3	T4	Speed
1	2'35.094	41.089	31.077	36.334	28.195	193.2
2	**2'04.561**	34.338	28.357	34.347	27.519	198.5
3	**2'01.996**	33.532	27.931	33.375	27.158	199.2
4	**2'00.685**	33.372	27.444	32.966	26.903	201.1
5	**1'59.576**	32.565	27.651	32.700	26.660	202.2
6	**1'59.683**	32.532	27.593	33.199	26.359	202.2
7	**1'59.360**	32.251	27.244	32.820	27.045	201.8

Fastest Lap: Jose Julian GARCIA SIC58 SQUADRA CO SPA **1'48.962** 29.543 25.143 29.846 24.430

DORNA DATA PROCESSING ,TIMING SERVICE DORNA DATA PROCESSING TIMING SERVICE DORNA DATA PROCESSING TIMING SERVICE DORNA DATA PROCESSING TIMING SERVICE DORNA DATA PROCESSING TIMING SERVICE DORNA DATA PROCESSING TIMING SERVICE DORNA DATA PROCESSING TIMING SERVICE DORNA DATA PROCCEESSS

Lap	Lap Time		T1	T2	T3	T4	Speed
8	1'59.528		32.249	27.786	33.072	26.421	202.2
9	1'59.349		32.712	27.647	32.792	26.198	201.8
10	1'59.179		32.450	27.479	33.008	26.242	200.7
11	1'57.614		31.944	27.195	32.316	26.159	201.8
12	1'57.406		31.804	27.265	32.097	26.240	201.4
13	1'58.141		32.089	27.409	32.500	26.143	201.4
14	1'52.852	P	32.005	27.251	32.824	20.772	198.8
15	2'07.900		39.759	28.728	33.168	26.245	199.2
16	1'56.929		31.761	26.663	32.095	26.410	203.0
17	1'55.442		31.571	26.395	31.802	25.674	202.6
18	1'55.816		31.719	26.394	31.852	25.851	202.6
19	1'55.049		31.307	26.279	31.763	25.700	202.2
20	1'54.845		31.240	26.081	32.035	25.489	198.8
21	1'54.592		31.209	26.245	31.118	26.020	202.2
22	1'54.837		31.408	25.972	31.509	25.948	201.1

31st 9 Collin VEIJER — AC RACING TEAM — NED

Runs=2 Total laps=16 Full laps=11

Lap	Lap Time		T1	T2	T3	T4	Speed
1	3'51.392		38.930	30.250	35.835	28.901	194.5
2	2'11.927		35.123	29.116	39.875	27.813	145.3
3	2'03.380		34.028	28.213	33.929	27.210	196.7
4	2'01.893		33.611	28.051	33.409	26.822	197.8
5	2'01.034		33.261	27.870	33.100	26.803	198.1
6	2'01.323		33.119	28.044	33.525	26.635	197.0
7	1'56.596	P	33.610	28.263	34.048	20.675	197.0
8	2'13.822		41.431	30.423	34.188	27.780	196.7
9	2'04.560		33.891	28.879	34.711	27.079	175.3
10	2'01.870		34.482	27.980	32.891	26.517	201.1
11	1'53.465	P	32.846	27.471	32.706	20.442	197.0
12	2'11.323		41.734	28.677	34.354	26.558	178.8
13	1'56.703		32.385	26.630	31.794	25.894	200.0
14	1'55.290		31.881	26.295	31.482	25.632	199.6
15	1'56.038		31.568	26.357	32.700	25.413	202.6
16	1'54.915		31.518	26.744	31.449	25.204	203.0

32nd 69 Raffaele FUSCO — TM RACING FACTOR — ITA

Runs=2 Total laps=17 Full laps=11

Lap	Lap Time		T1	T2	T3	T4	Speed
1	2'41.358		38.762	30.018	35.134	28.683	195.2
2	2'05.557		34.841	28.627	34.711	27.378	197.0
3	2'03.324		33.665	28.111	34.028	27.520	194.9
4	2'03.222		33.238	28.301	34.156	27.527	195.2
5	2'01.851		33.556	27.951	33.438	26.906	196.0
6	2'01.538		32.848	27.926	33.594	27.170	195.2
7	2'00.134	*	32.702	27.551	33.169*	26.712	195.2
8	1'59.307		32.624	27.367	32.811	26.505	196.7
9	1'59.423		32.367	27.585	32.882	26.589	196.7
10	1'59.459		32.159	27.601	33.165	26.534	194.2
11	1'59.428		32.173	27.561	33.082	26.612	194.5
12	2'00.455	P	33.332	27.789	38.297	21.037	152.5
13	2'06.294		37.472	29.698	33.065	26.059	184.3
14	1'56.034		31.647	26.620	31.843	25.924	197.4
15	1'56.377		31.448	26.817	31.996	26.116	194.5
16	1'53.613	P	33.814	26.752	32.616	20.431	193.2
17	2'01.419		34.420	25.901	32.486	28.612	188.1

33rd 77 Mattia VOLPI — AGR TEAM — ITA

Runs=1 Total laps=16 Full laps=13

Lap	Lap Time		T1	T2	T3	T4	Speed
1	2'21.333		38.066	29.493	35.225	27.688	193.2
2	2'04.681		34.423	28.503	34.455	27.300	194.5
3	2'03.773		33.926	28.498	34.218	27.131	194.9
4	2'03.271		33.818	28.121	33.972	27.360	196.3
5	2'02.208		34.154	27.778	33.721	26.555	195.2
6	2'00.513		32.672	27.831	33.583	26.427	194.9
7	2'00.617		32.635	27.893	33.603	26.486	196.0
8	1'59.435		32.632	27.563	32.828	26.412	199.2
9	1'59.342		32.845	27.476	32.785	26.236	196.7
10	1'58.570		31.967	27.400	33.049	26.154	197.8
11	1'58.544		32.184	27.586	32.813	25.961	201.1
12	2'06.188		32.854	33.307	33.670	26.357	195.2
13	1'58.326		32.248	27.236	32.466	26.376	198.5
14	1'56.465		31.530	26.953	32.108	25.874	198.1
15	1'58.148	P	34.066	28.893	34.614	20.575	193.2
16	2'03.682	*	40.375	26.818	31.347*	25.142	197.0

34th 66 Joel KELSO — AGR TEAM — AUS

Runs=1 Total laps=15 Full laps=12

Lap	Lap Time		T1	T2	T3	T4	Speed
1	2'24.150		38.248	30.129	35.438	28.755	196.0
2	2'06.786		35.446	29.353	34.383	27.604	196.3
3	2'04.019		34.409	28.375	33.799	27.436	195.2
4	2'02.742		33.768	28.666	33.617	26.691	200.7
5	2'00.974		32.957	27.772	33.445	26.800	201.1
6	1'59.037		32.609	27.657	32.599	26.172	201.1
7	1'58.854		32.341	27.672	32.552	26.289	201.8
8	1'59.175		32.070	27.716	32.801	26.588	197.8
9	2'04.909		32.574	33.245	32.803	26.287	200.3
10	1'57.945		32.185	27.307	32.420	26.033	202.6
11	1'56.675		31.615	27.141	32.087	25.832	202.6
12	1'56.869		31.793	26.946	32.094	26.036	200.7
13	1'59.935	P	32.514	27.800	37.474	22.147	192.5
14	2'19.536		45.118	31.630	36.262	26.526	197.0
15	1'59.105		33.269	27.706	32.146	25.984	200.7

Fastest Lap:	Jose Julian GARCIA	SIC58 SQUADRA CO	SPA	1'48.962	29.543	25.143	29.846	24.430

DORNA DATA PROCESSING -TIMING SERVICE DORNA DATA PROCESSING TIMING SERVICE DORNA DATA PROCESSING TIMING SERVICE DORNA DATA PROCESSING TIMING SERVICE DORNA DATA PROCESSING TIMING SERVICE DORNA DATA PROCESSING TIMING SERVICE DORNA DATA PROCESSING TIMING SERVICE DORNA DATA PROCCEESSS