

FIM CEV REPSOL Circuit Ricardo Tormo Nov.21

19-20-21 NOVEMBER 2021

Circuit Ricardo Tormo

Length: 4005 metros

Results

Qualifying Practice 1 Moto2

Pos.	N.	Rider	Team	Motorcycle	Nat.	Best Lap	iL	Laps	Gap	Interval	Speed	Tyr.	Cat.
1	54	ALDEGUER, Fermín	Boscoscuro Team Ciatti	BOSCOSCURO	SPA	01:48,693	16	17			132,65		M2
2	21	LÓPEZ , Alonso	Boscoscuro Team Ciatti	BOSCOSCURO	SPA	01:48,825	15	18	00:00,132	00:00,132	132,49		M2
3	3	TULOVIC, Lukas	Liqui Moly Intact Sic Rac	KALEX	GER	01:49,663	17	17	00:00,970	00:00,838	131,48		M2
4	35	WILFORD, Sam	Agr Team	KALEX	GBR	01:50,227	10	13	00:01,534	00:00,564	130,8		M2
5	23	HADA, Taiga	Agr Team	KALEX	JPN	01:50,475	9	12	00:01,782	00:00,248	130,51		M2
6	31	GARCIA, Roberto	Avatel-Cardoso Racing	YAMAHA	SPA	01:50,550	10	18	00:01,857	00:00,075	130,42		STK
7	18	CARDELUS, Xavier	Promoracing	KALEX	AND	01:50,614	13	16	00:01,921	00:00,064	130,35		M2
8	91	PÉREZ, Diego	Bultaco Racing	BULTACO	SPA	01:50,769	10	17	00:02,076	00:00,155	130,16		M2
9	9	KUBO, Keminth	Vr46 Master Camp Team	KALEX	THA	01:50,776	14	14	00:02,083	00:00,007	130,15		M2
10	42	VUGRINEC, Martin	Mdr	YAMAHA	CRO	01:50,852	15	15	00:02,159	00:00,076	130,07		STK
11	11	ESCRIG, Alex	Fau55 Tey Racing	YAMAHA	SPA	01:51,253	18	18	00:02,560	00:00,401	129,6		STK
12	7	MOHD, Adam	Liqui Moly Intact Sic Rac	KALEX	MAL	01:51,649	2	2	00:02,956	00:00,396	129,14		M2
13	13	RATO, Mattia	Promoracing	KALEX	ITA	01:51,750	15	15	00:03,057	00:00,101	129,02		M2
14	55	TOLEDO, Alex	Easyrace Team	KALEX	SPA	01:52,134	15	15	00:03,441	00:00,384	128,58		M2
15	34	TORRECILLAS , Carlos	Easyrace Team	HONDA	SPA	01:52,169	12	17	00:03,476	00:00,035	128,54		STK
16	5	OTTAVIANI, Luca	Altoooo! Racing Team	YAMAHA	ITA	01:52,181	5	9	00:03,488	00:00,012	128,52		STK
17	90	DAVIS, Jamie	Fifty Motorsport	YAMAHA	GBR	01:52,306	15	15	00:03,613	00:00,125	128,38		STK
18	20	EKKY, Dimas	Pertamina Mandalika Sag S	KALEX	INA	01:52,330	14	17	00:03,637	00:00,024	128,35		M2
19	45	ORGIS, Leon	Avintia Esponsorama Junio	YAMAHA	GER	01:52,406	14	14	00:03,713	00:00,076	128,27		STK
20	44	ORGIS, Kevin	Avintia Esponsorama Junio	YAMAHA	GER	01:52,415	10	14	00:03,722	00:00,009	128,26		STK
21	36	KROEZE, Sander	Easyrace Team	YAMAHA	NED	01:53,067	14	18	00:04,374	00:00,652	127,52		STK
22	69	MONTERO, Eduardo	Fau55 Tey Racing	YAMAHA	SPA	01:53,429	16	17	00:04,736	00:00,362	127,11		STK
23	6	HOSCIUC, Jacopo A.	H43Teamnobby	YAMAHA	ROU	01:53,697	10	17	00:05,004	00:00,268	126,81		STK
24	32	PAZ, Mckinley	Vr46 Master Camp Team	KALEX	PHI	01:54,194	15	16	00:05,501	00:00,497	126,26		M2
25	30	REHACEK, Filip	Avatel-Cardoso Racing	YAMAHA	CZE	01:54,303	13	17	00:05,610	00:00,109	126,14		STK
26	52	BOERBOOM, Jorel	Boerboom Racing	KALEX	NED	01:54,556	15	16	00:05,863	00:00,253	125,86		M2
27	49	PÉREZ, Alex	Mdr Spaincircuits	YAMAHA	SPA	01:54,749	13	16	00:06,056	00:00,193	125,65		STK
28	50	VOSTATEK, Ondrej	Fau55 Tey Racing	YAMAHA	CZE	01:55,128	17	17	00:06,435	00:00,379	125,23		STK
29	88	CZYBA, Nicolas C.	H43 Escuderias	YAMAHA	GER	01:56,930	10	10	00:08,237	00:01,802	123,3		STK
Not Classified: 01:59,678													
.	71	FARACI, S. Christian	Sf Racing	KALEX	ITA	02:05,370	9	9	00:16,677	00:08,440	115		M2

WET SESSION

Circuit Ricardo Tormo

 Final Official Provisional Official

Length: 4005 m. Hour: 11:39

JURY:

Hour:

C.of the Course:

Hour:

20/11/2021

C.Timekeeper:

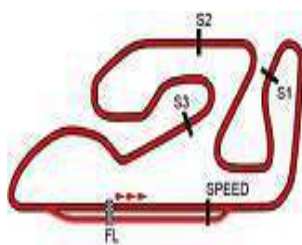
Hour: 12:32:44



HEADQUARTERS – Príncipe de Vergara, 183 – 28002 Madrid – Tel.: +34 91 782 02 20

www.fimcevrepsol.com

Master Timing, Sport Timing Systems, cronometrajes.es - mastertiming.es by Eventronic www.eventronic.es 19FJAP63



Circuit Ricardo Tormo

FIM CEV REPSOL Circuit Ricardo Tormo Nov.21

ANALYSIS / SECTORS Qualifying Practice 1 Moto2

3	TULOVIC, Lukas GER	Liqui Moly Intact Sic Rac				
		P.Vmax: 4	T. Ideal: 01:49,663			
Lap	Time	Sector 1	Sector 2	Sector 3	Sector 4	Hour
1	START	02:40,002	00:34,079	00:29,547	00:32,482	11:44:14
2	02:00,441	00:27,677	00:33,049	00:28,147	00:31,568	229,79 11:46:15
3	01:58,140	00:27,208	00:31,759	00:27,876	00:31,297	233,09 11:48:13
4	01:56,962	00:26,795	00:31,647	00:27,608	00:30,912	234,78 11:50:10
5	01:57,104	00:26,439	00:31,808	00:27,877	00:30,980	236,50 11:52:07
6	01:55,272	00:26,403	00:31,107	00:27,339	00:30,423	237,36 11:54:02
7	01:53,280	00:25,645	00:30,489	00:27,003	00:30,143	236,50 11:55:56
8	01:52,947	00:25,567	00:30,440	00:26,808	00:30,132	236,50 11:57:48
9	01:52,220	00:25,416	00:30,063	00:26,630	00:30,111	236,50 11:59:41
10	01:51,690	00:25,267	00:30,077	00:26,438	00:29,908	235,64 12:01:32
11	01:51,248	00:25,184	00:29,840	00:26,449	00:29,775	237,36 12:03:24
12	PIT	00:25,551	00:30,724	00:27,143	00:36,865	236,50 12:05:24
13	05:57,417	04:29,175	00:30,943	00:27,179	00:30,120	12:11:21
14	01:52,048	00:25,577	00:30,064	00:26,518	00:29,889	236,50 12:13:13
15	01:50,907	00:25,166	00:29,791	00:26,366	00:29,584	236,50 12:15:04
16	01:50,244	00:24,931	00:29,612	00:26,157	00:29,544	237,36 12:16:55
17	01:49,663	00:24,812	00:29,525	00:26,037	00:29,289	238,24 12:18:44

5	OTTAVIANI, Luca ITA	Altogool Racing Team				
		P.Vmax: 21	T. Ideal: 01:51,222			
Lap	Time	Sector 1	Sector 2	Sector 3	Sector 4	Hour
1	START	00:56,861	00:36,919	00:31,570	00:34,201	11:42:38
2	02:01,896	00:28,117	00:32,776	00:28,665	00:32,338	225,00 11:44:40
3	01:57,824	00:26,538	00:32,320	00:27,583	00:31,383	226,57 11:46:38
4	01:54,492	00:25,992	00:30,945	00:26,723	00:30,832	227,37 11:48:32
5	01:52,181	00:25,766	00:30,296	00:26,263	00:29,856	228,17 11:50:24
6	01:52,337	00:25,147	00:30,202	00:26,925	00:30,063	228,98 11:52:17
7	PIT	00:35,828	00:35,310	00:36,682	00:43,252	228,98 11:54:48
8	08:59,540	07:21,833	00:33,052	00:27,360	00:37,295	12:03:47
9	01:52,516	00:25,678	00:30,671	00:26,017	00:30,150	225,78 12:05:40

6	HOSCIUC, Jacopo A. ROU	H43Teamnobby				
		P.Vmax: 28	T. Ideal: 01:53,697			
Lap	Time	Sector 1	Sector 2	Sector 3	Sector 4	Hour
1	START	01:28,651	00:38,300	00:32,430	00:36,808	11:43:14
2	02:07,185	00:29,283	00:34,205	00:29,998	00:33,699	216,72 11:45:22
3	02:01,829	00:26,593	00:33,884	00:28,876	00:32,476	221,16 11:47:23
4	02:00,660	00:27,312	00:32,957	00:28,192	00:32,199	222,68 11:49:24
5	01:59,557	00:26,673	00:32,372	00:28,136	00:32,376	224,22 11:51:24
6	01:57,639	00:26,102	00:31,865	00:27,844	00:31,828	222,68 11:53:21
7	01:57,200	00:26,148	00:31,655	00:27,580	00:31,817	225,78 11:55:18
8	01:56,449	00:25,996	00:31,782	00:27,460	00:31,211	222,68 11:57:15
9	01:55,120	00:25,908	00:31,087	00:27,174	00:30,951	223,45 11:59:10
10	01:53,697	00:25,324	00:30,810	00:26,857	00:30,706	223,45 12:01:04
11	02:03,367	00:33,951	00:31,571	00:27,063	00:30,782	223,45 12:03:07
12	PIT	00:26,140	00:31,548	00:27,590	00:43,335	222,68 12:05:16
13	05:22,834	03:46,015	00:32,842	00:30,555	00:33,422	12:10:39
14	01:56,479	00:26,016	00:31,669	00:27,702	00:31,092	224,22 12:12:35
15	01:54,818	00:25,590	00:31,112	00:27,177	00:30,939	225,00 12:14:30
16	01:55,170	00:25,708	00:31,197	00:27,372	00:30,893	221,92 12:16:25
17	01:55,482	00:25,924	00:31,223	00:27,249	00:31,086	225,78 12:18:21

7	MOHD, Adam MAL	Liqui Moly Intact Sic Rac				
		P.Vmax: 6	T. Ideal: 01:51,649			
Lap	Time	Sector 1	Sector 2	Sector 3	Sector 4	Hour
1	START	35:48,904	00:31,840	00:27,026	00:30,362	12:17:16

9	KUBO, Keminth THA	Vr46 Master Camp Team				
		P.Vmax: 3	T. Ideal: 01:50,393			
Lap	Time	Sector 1	Sector 2	Sector 3	Sector 4	Hour
1	START	01:49,160	00:34,681	00:29,503	00:32,113	11:43:24
2	01:58,539	00:27,007	00:32,715	00:28,083	00:30,734	230,60 11:45:22
3	01:55,812	00:26,319	00:31,695	00:27,580	00:30,218	237,36 11:47:18
4	01:55,038	00:25,840	00:31,370	00:27,451	00:30,377	238,24 11:49:13
5	01:53,764	00:25,481	00:31,069	00:27,296	00:29,918	236,50 11:51:07
6	01:52,081	00:25,722	00:30,330	00:26,597	00:29,432	237,36 11:52:59
7	01:51,712	00:25,303	00:30,469	00:26,484	00:29,456	240,89 11:54:51
8	01:50,784	00:24,979	00:29,856	00:26,202	00:29,747	239,11 11:56:41
9	PIT	00:32,628	00:30,820	00:26,764	00:37,129	239,11 11:58:49
10	08:10,552	06:31,783	00:36,511	00:29,131	00:33,127	12:06:59
11	01:56,146	00:26,212	00:31,373	00:28,181	00:30,380	233,09 12:08:55
12	01:52,262	00:25,311	00:30,369	00:26,676	00:29,906	234,78 12:10:48
13	01:51,489	00:25,144	00:30,376	00:26,488	00:29,481	236,50 12:12:39
14	01:50,776	00:25,019	00:29,780	00:26,494	00:29,483	235,64 12:14:30

11	ESCRIG, Alex SPA	Fau55 Tey Racing				
		P.Vmax: 17	T. Ideal: 01:50,608			
Lap	Time	Sector 1	Sector 2	Sector 3	Sector 4	Hour
1	START	00:55,661	00:35,720	00:30,687	00:33,772	11:42:34
2	PIT	00:27,987	00:33,590	00:29,759	00:40,937	222,68 11:44:46
3	02:37,297	01:05,024	00:32,812	00:27,974	00:31,487	11:47:24
4	01:58,315	00:26,654	00:31,764	00:27,588	00:32,309	231,43 11:49:22
5	01:55,584	00:26,304	00:31,266	00:27,097	00:30,917	225,78 11:51:18
6	01:54,248	00:25,809	00:30,869	00:26,643	00:30,927	227,37 11:53:12
7	01:53,457	00:25,497	00:30,783	00:26,621	00:30,556	227,37 11:55:05
8	01:52,851	00:25,301	00:30,755	00:26,210	00:30,585	227,37 11:56:58
9	01:52,534	00:25,317	00:30,568	00:26,463	00:30,186	226,57 11:58:51
10	01:52,089	00:25,165	00:30,153	00:26,371	00:30,400	228,98 12:00:43
11	01:52,046	00:24,953	00:30,274	00:26,574	00:30,245	226,57 12:02:35
12	PIT	00:25,432	00:31,872	00:27,557	00:37,477	226,57 12:04:37
13	04:37,658	03:08,936	00:31,476	00:26,934	00:30,312	12:09:15
14	01:52,593	00:25,255	00:30,348	00:26,962	00:30,028	226,57 12:11:07
15	01:51,301	00:24,829	00:29,936	00:25,979	00:30,557	228,17 12:12:59
16	01:51,525	00:25,072	00:29,899	00:26,202	00:30,352	228,17 12:14:50
17	01:51,608	00:25,136	00:29,968	00:26,207	00:30,297	226,57 12:16:42
18	01:51,253	00:24,914	00:29,772	00:26,001	00:30,566	225,78 12:18:33

13	RATO, Mattia ITA	Promoracing				
		P.Vmax: 1	T. Ideal: 01:51,327			
Lap	Time	Sector 1	Sector 2	Sector 3	Sector 4	Hour
1	START	01:25,830	00:34,300	00:29,950	00:32,907	11:43:01
2	02:01,453	00:27,310	00:32,065	00:29,901	00:32,177	233,94 11:45:03
3	01:57,967	00:26,325	00:32,060	00:28,178	00:31,404	236,50 11:47:01
4	01:55,239	00:25,801	00:31,184	00:27,446	00:30,808	240,00 11:48:56
5	01:54,222	00:25,572	00:30,822	00:27,230	00:30,598	237,36 11:50:50
6	PIT	00:25,462	00:30,686	00:27,086	00:38,010	235,64 11:52:51
7	10:54,271	09:24,950	00:31,664	00:26,964	00:30,693	12:03:46
8	01:52,998	00:25,428	00:30,647	00:26,875	00:30,048	239,11 12:05:39
9	01:52,409	00:25,192	00:30,190	00:26,767	00:30,260	239,11 12:07:31
10	01:52,159	00:25,124	00:30,397	00:26,585	00:30,053	237,36 12:09:23
11	01:54,150	00:24,885	00:30,926	00:28,650	00:29,689	236,50 12:11:17
12	02:08,298	00:40,310	00:30,763	00:27,291	00:29,934	240,00 12:13:26
13	01:52,681	00:25,151	00:30,406	00:27,046	00:30,078	240,00 12:15:18
14	01:56,417	00:24,993	00:30,304	00:31,091	00:30,029	239,11 12:17:15

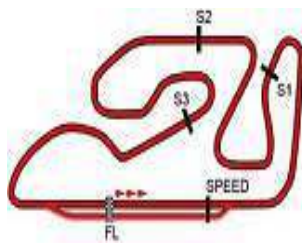


HEADQUARTERS - Principe de Vergara, 183 - 28002 Madrid - Tel: +34 91 782 02 20

www.fimcevrepsol.com

Circuit Ricardo Tormo

19-20-21 NOVEMBER 2021



Circuit Ricardo Tormo

FIM CEV REPSOL Circuit Ricardo Tormo Nov.21

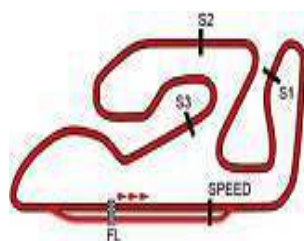
ANALYSIS / SECTORS Qualifying Practice 1 Moto2

15 01:51,750 00:25,097 00:30,354 00:26,563 00:29,736 240,00 12:19:06							
18	CARDELUS, Xavier		Promoracing				
	AND		P.Vmax: 9		T. Ideal: 01:50,405		
Lap	Time	Sector 1	Sector 2	Sector 3	Sector 4	V.Max	Hour
1	START	01:32,021	00:33,250	00:29,209	00:31,455		11:43:04
2	01:59,707	00:26,551	00:31,568	00:28,865	00:32,723	229,79	11:45:04
3	01:56,419	00:25,997	00:31,312	00:28,207	00:30,903	234,78	11:47:00
4	01:54,264	00:25,494	00:30,685	00:27,647	00:30,438	234,78	11:48:55
5	01:52,460	00:25,217	00:30,475	00:26,852	00:29,916	234,78	11:50:47
6	PIT	00:25,356	00:31,227	00:26,809	00:35,163	235,64	11:52:46
7	10:59,519	09:30,213	00:31,153	00:27,620	00:30,533		12:03:45
8	01:53,077	00:25,284	00:30,427	00:27,051	00:30,315	233,09	12:05:38
9	01:55,917	00:25,075	00:31,452	00:29,449	00:29,941	233,94	12:07:34
10	01:51,834	00:24,691	00:30,532	00:26,856	00:29,755	234,78	12:09:26
11	01:50,808	00:24,764	00:29,859	00:26,421	00:29,764	233,94	12:11:17
12	02:06,299	00:39,571	00:30,404	00:26,667	00:29,657	234,78	12:13:23
13	01:50,614	00:24,803	00:29,956	00:26,202	00:29,653	235,64	12:15:14
14	02:00,178	00:30,125	00:33,557	00:26,517	00:29,979	233,09	12:17:14
15	01:52,046	00:25,112	00:30,131	00:26,692	00:30,111	238,24	12:19:06
16	PIT	41:27,397	00:34,154	00:29,775	00:41,497	228,17	12:23:11
20	EKKY, Dimas		Pertamina Mandalika Sag S				
	INA		P.Vmax: 11		T. Ideal: 01:51,915		
Lap	Time	Sector 1	Sector 2	Sector 3	Sector 4	V.Max	Hour
1	START	02:18,401	00:35,945	00:31,145	00:33,174		11:43:57
2	02:06,746	00:27,046	00:32,621	00:34,561	00:32,518	228,98	11:46:04
3	01:57,856	00:26,488	00:32,162	00:28,076	00:31,130	232,26	11:48:02
4	01:56,089	00:26,260	00:31,613	00:27,611	00:30,605	231,43	11:49:58
5	01:55,703	00:25,859	00:31,368	00:27,516	00:30,960	235,64	11:51:53
6	01:56,007	00:26,317	00:31,713	00:27,354	00:30,623	232,26	11:53:49
7	01:54,722	00:25,792	00:30,928	00:27,233	00:30,769	232,26	11:55:44
8	01:53,115	00:25,624	00:30,650	00:26,704	00:30,137	233,09	11:57:37
9	01:52,858	00:25,427	00:30,429	00:26,637	00:30,365	231,43	11:59:30
10	01:52,566	00:25,442	00:30,484	00:26,605	00:30,035	233,09	12:01:23
11	PIT	00:25,465	00:30,575	00:26,999	00:39,732	231,43	12:03:25
12	06:16,317	04:46,581	00:31,575	00:27,314	00:30,847		12:09:42
13	01:52,958	00:25,357	00:30,479	00:26,720	00:30,402	232,26	12:11:35
14	01:52,330	00:25,320	00:30,202	00:26,642	00:30,166	231,43	12:13:27
15	01:53,122	00:25,102	00:30,475	00:26,586	00:30,959	237,36	12:15:20
16	01:53,641	00:25,345	00:30,665	00:27,026	00:30,605	235,64	12:17:14
17	01:52,648	00:25,481	00:30,527	00:26,615	00:30,025	233,94	12:19:06
21	LÓPEZ, Alonso		Boscoscuro Team Ciatti				
	SPA		P.Vmax: 6		T. Ideal: 01:48,739		
Lap	Time	Sector 1	Sector 2	Sector 3	Sector 4	V.Max	Hour
1	START	02:14,321	00:34,514	00:29,476	00:32,583		11:43:49
2	01:58,026	00:26,610	00:31,794	00:28,297	00:31,325	233,94	11:45:47
3	01:56,237	00:26,735	00:31,530	00:27,514	00:30,458	237,36	11:47:43
4	01:53,112	00:25,489	00:30,777	00:26,976	00:29,870	237,36	11:49:37
5	01:51,858	00:25,021	00:30,232	00:26,487	00:30,118	237,36	11:51:28
6	01:51,747	00:25,267	00:30,151	00:26,370	00:29,959	238,24	11:53:20
7	01:50,413	00:24,870	00:29,978	00:26,100	00:29,465	238,24	11:55:11
8	01:53,581	00:24,570	00:31,288	00:27,502	00:30,221	239,11	11:57:04
9	01:49,292	00:24,499	00:29,669	00:25,831	00:29,293	238,24	11:58:53
10	01:49,689	00:24,348	00:29,819	00:26,076	00:29,446	238,24	12:00:43
11	PIT	00:28,458	00:33,642	00:28,924	00:39,545	239,11	12:02:54
12	05:51,685	04:20,658	00:32,146	00:28,488	00:30,393		12:08:45
13	01:51,528	00:24,582	00:30,789	00:26,419	00:29,738	238,24	12:10:37
23	HADA, Taiga		Agr Team				
	JPN		P.Vmax: 4		T. Ideal: 01:50,358		
Lap	Time	Sector 1	Sector 2	Sector 3	Sector 4	V.Max	Hour
1	START	02:42,445	00:32,074	00:30,467	00:32,462		11:44:16
2	02:04,544	00:26,473	00:38,782	00:28,597	00:30,692	232,26	11:46:20
3	01:54,050	00:26,029	00:30,787	00:27,223	00:30,011	234,78	11:48:14
4	01:53,545	00:25,621	00:30,729	00:27,159	00:30,036	240,00	11:50:08
5	01:54,662	00:26,463	00:31,034	00:27,198	00:29,967	236,50	11:52:02
6	01:53,014	00:25,501	00:30,788	00:26,834	00:29,891	236,50	11:53:55
7	01:52,154	00:25,403	00:30,316	00:26,862	00:29,573	237,36	11:55:48
8	02:03,754	00:25,187	00:29,961	00:38,691	00:29,915	238,24	11:57:51
9	01:50,475	00:25,004	00:29,777	00:26,453	00:29,241	237,36	11:59:42
10	PIT	00:25,127	00:30,283	00:27,195	00:35,562	239,11	12:01:40
11	11:45,321	10:16,874	00:31,373	00:27,222	00:29,852		12:13:25
12	01:51,736	00:24,887	00:30,036	00:27,312	00:29,501	237,36	12:15:17
30	REHACEK, Filip		Avatel-Cardoso Racing				
	CZE		P.Vmax: 19		T. Ideal: 01:53,763		
Lap	Time	Sector 1	Sector 2	Sector 3	Sector 4	V.Max	Hour
1	START	01:55,090	00:39,150	00:31,593	00:34,342		11:43:38
2	02:08,104	00:29,885	00:35,194	00:29,840	00:33,185	222,68	11:45:47
3	02:01,991	00:27,415	00:33,496	00:28,860	00:32,220	224,22	11:47:49
4	02:00,714	00:26,906	00:33,141	00:28,618	00:32,049	225,78	11:49:49
5	01:58,490	00:26,702	00:32,214	00:28,138	00:31,436	225,00	11:51:48
6	01:57,835	00:26,166	00:32,364	00:27,955	00:31,350	224,22	11:53:46
7	PIT	00:26,503	00:31,938	00:28,253	00:41,721	225,78	11:55:54
8	05:53,744	04:17,119	00:35,277	00:29,379	00:31,969		12:01:48
9	01:58,341	00:26,640	00:32,251	00:27,727	00:31,723	225,00	12:03:46
10	01:56,349	00:26,154	00:32,014	00:27,475	00:30,706	229,79	12:05:42
11	01:56,745	00:25,783	00:31,526	00:28,270	00:31,166	226,57	12:07:39
12	01:55,582	00:25,757	00:31,272	00:27,774	00:30,779	226,57	12:09:35
13	01:54,303	00:25,628	00:30,758	00:27,210	00:30,707	226,57	12:11:29
14	01:54,656	00:25,750	00:30,784	00:27,347	00:30,775	226,57	12:13:24
15	01:55,382	00:25,753	00:30,763	00:27,943	00:30,923	228,17	12:15:19
16	01:54,586	00:25,879	00:30,679	00:27,165	00:30,863	228,98	12:17:14
17	01:54,337	00:25,900	00:30,981	00:27,079	00:30,377	224,22	12:19:08
31	GARCIA, Roberto		Avatel-Cardoso Racing				
	SPA		P.Vmax: 13		T. Ideal: 01:50,145		
Lap	Time	Sector 1	Sector 2	Sector 3	Sector 4	V.Max	Hour
1	START	01:39,880	00:35,320	00:30,114	00:32,707		11:43:16
2	01:57,407	00:27,215	00:31,499	00:27,866	00:30,827	213,86	11:45:14
3	01:57,133	00:26,355	00:31,507	00:27,660	00:31,611	228,17	11:47:11
4	01:54,798	00:26,111	00:30,794	00:27,342	00:30,551	228,98	11:49:06
5	01:57,721	00:25,605	00:32,785	00:28,292	00:31,039	230,60	11:51:03
6	01:54,189	00:25,996	00:31,064	00:26,843	00:30,286	229,79	11:52:58
7	01:52,837	00:25,248	00:30,326	00:26,734	00:30,529	231,43	11:54:50
8	01:51,224	00:24,848	00:29,856	00:26,390	00:30,130	229,79	11:56:42
9	01:52,231	00:25,259	00:30,310	00:26,549	00:30,113	233,94	11:58:34
10	01:50,550	00:24,663	00:29,826	00:26,308	00:29,753	234,78	12:00:24
11	PIT	00:27,566	00:30,558	00:26,884	00:37,870	228,17	12:02:27
12	05:15,321	03:44,938	00:31,320	00:28,252	00:30,811		12:07:43
13	01:52,177	00:25,388	00:30,072	00:26,889	00:29,828	228,98	12:09:35



HEADQUARTERS - Príncipe de Vergara, 183 - 28002 Madrid - Tel: +34 91 782 02 20

www.fimcevrepso.com



Circuit Ricardo Tormo

FIM CEV REPSOL Circuit Ricardo Tormo Nov.21

ANALYSIS / SECTORS Qualifying Practice 1 Moto2

14	01:51,227	00:24,823	00:30,030	00:26,676	00:29,698	231,43	12:11:26	10	01:50,227	00:24,833	00:29,803	00:26,001	00:29,590	237,36	12:01:23
15	01:50,977	00:25,334	00:29,728	00:26,418	00:29,497	231,43	12:13:17	11	PIT	00:24,742	00:30,021	00:27,166	00:38,880	239,11	12:03:24
16	01:52,533	00:24,970	00:30,914	00:26,935	00:29,714	231,43	12:15:09	12	09:58,213	08:30,475	00:31,096	00:26,538	00:30,104		12:13:22
17	01:51,929	00:25,438	00:30,113	00:26,392	00:29,986	231,43	12:17:01	13	PIT	00:24,898	00:30,078	00:26,219	01:21,381	235,64	12:16:04
18	01:50,553	00:24,933	00:29,866	00:26,299	00:29,455	231,43	12:18:52								

32 PAZ, Mckinley		Vr46 Master Camp Team					
PHI		P.Vmax: 13				T. Ideal: 01:54,025	
Lap Time	Sector 1	Sector 2	Sector 3	Sector 4	V.Max	Hour	
1	START	02:51,822	00:34,961	00:30,415	00:33,193		11:44:29
2	02:02,340	00:28,253	00:33,059	00:29,087	00:31,941	226,57	11:46:31
3	01:59,612	00:27,029	00:32,301	00:28,851	00:31,431	231,43	11:48:31
4	01:58,277	00:26,727	00:32,458	00:28,123	00:30,969	232,26	11:50:29
5	01:57,425	00:26,298	00:31,971	00:28,168	00:30,988	233,09	11:52:26
6	02:08,450	00:26,563	00:32,935	00:37,961	00:30,991	233,09	11:54:35
7	01:57,330	00:26,405	00:31,967	00:28,020	00:30,938	234,78	11:56:32
8	PIT	00:26,291	00:31,846	00:27,680	00:38,854	233,94	11:58:37
9	06:35,936	05:04,752	00:32,356	00:27,928	00:30,900		12:05:13
10	01:54,949	00:25,711	00:31,318	00:27,415	00:30,505	233,94	12:07:08
11	01:56,873	00:26,370	00:31,683	00:27,924	00:30,896	234,78	12:09:04
12	01:55,062	00:25,870	00:31,103	00:27,596	00:30,493	232,26	12:11:00
13	01:56,191	00:25,678	00:31,105	00:28,697	00:30,711	234,78	12:12:56
14	01:54,300	00:25,644	00:30,931	00:27,337	00:30,388	233,94	12:14:50
15	01:54,194	00:25,813	00:30,816	00:27,284	00:30,281	233,09	12:16:44
16	01:55,934	00:25,794	00:31,283	00:28,199	00:30,658	234,78	12:18:40

34 TORRECILLAS, Carlos		Easyrace Team					
SPA		P.Vmax: 17				T. Ideal: 01:51,956	
Lap Time	Sector 1	Sector 2	Sector 3	Sector 4	V.Max	Hour	
1	START	01:36,580	00:34,461	00:29,217	00:34,442		11:43:13
2	01:58,917	00:26,969	00:31,854	00:28,088	00:32,006	225,78	11:45:12
3	01:58,309	00:26,150	00:31,477	00:29,118	00:31,564	226,57	11:47:10
4	01:55,665	00:25,935	00:31,444	00:27,375	00:30,911	227,37	11:49:06
5	01:55,089	00:25,820	00:31,427	00:27,043	00:30,799	231,43	11:51:01
6	01:53,745	00:25,600	00:30,949	00:26,722	00:30,474	228,17	11:52:55
7	01:53,354	00:25,435	00:30,461	00:26,697	00:30,761	228,17	11:54:48
8	01:52,761	00:25,494	00:30,398	00:26,464	00:30,405	227,37	11:56:41
9	01:52,929	00:25,560	00:30,537	00:26,663	00:30,169	228,17	11:58:34
10	01:52,324	00:25,368	00:30,383	00:26,491	00:30,082	227,37	12:00:26
11	01:52,475	00:25,372	00:30,231	00:26,477	00:30,395	228,98	12:02:19
12	01:52,169	00:25,549	00:30,143	00:26,427	00:30,050	227,37	12:04:11
13	PIT	00:26,546	00:32,386	00:28,011	00:40,055	227,37	12:06:18
14	05:39,526	04:09,577	00:31,952	00:27,203	00:30,794		12:11:57
15	01:53,116	00:25,458	00:30,695	00:26,749	00:30,214	225,78	12:13:50
16	01:52,625	00:25,510	00:30,431	00:26,549	00:30,135	228,98	12:15:43
17	01:52,470	00:25,336	00:30,425	00:26,435	00:30,274	228,98	12:17:35

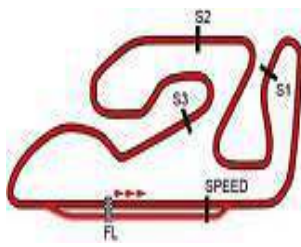
35 WILFORD, Sam		Agr Team					
GBR		P.Vmax: 6				T. Ideal: 01:50,136	
Lap Time	Sector 1	Sector 2	Sector 3	Sector 4	V.Max	Hour	
1	START	02:37,076	00:35,126	00:30,097	00:34,290		11:44:15
2	02:01,098	00:27,619	00:33,119	00:28,372	00:31,988	228,17	11:46:16
3	01:57,992	00:26,623	00:32,158	00:27,991	00:31,220	235,64	11:48:14
4	01:56,160	00:26,245	00:31,470	00:27,607	00:30,838	236,50	11:50:10
5	01:54,664	00:25,994	00:31,167	00:27,057	00:30,446	238,24	11:52:05
6	01:53,321	00:25,554	00:31,001	00:26,688	00:30,078	234,78	11:53:58
7	01:51,743	00:25,060	00:30,225	00:26,498	00:29,960	235,64	11:55:50
8	01:51,868	00:25,101	00:30,282	00:26,556	00:29,929	237,36	11:57:42
9	01:50,843	00:24,869	00:30,108	00:26,108	00:29,758	236,50	11:59:33

36 KROEZE, Sander		Easyrace Team					
NED		P.Vmax: 21				T. Ideal: 01:52,741	
Lap Time	Sector 1	Sector 2	Sector 3	Sector 4	V.Max	Hour	
1	START	01:23,910	00:35,820	00:30,111	00:34,615		11:43:03
2	02:02,361	00:27,667	00:32,434	00:28,555	00:33,705	225,78	11:45:05
3	01:59,461	00:27,469	00:31,580	00:28,117	00:32,295	227,37	11:47:05
4	01:57,605	00:26,857	00:31,431	00:27,828	00:31,489	224,22	11:49:02
5	01:56,667	00:26,557	00:31,159	00:27,545	00:31,406	225,00	11:50:59
6	01:59,482	00:26,544	00:32,555	00:28,192	00:32,191	228,98	11:52:58
7	01:57,577	00:26,676	00:31,381	00:27,580	00:31,940	228,98	11:54:56
8	01:56,716	00:26,153	00:31,572	00:27,480	00:31,511	226,57	11:56:53
9	01:55,696	00:26,042	00:30,864	00:27,398	00:31,392	225,00	11:58:48
10	01:54,786	00:26,075	00:30,779	00:27,057	00:30,875	223,45	12:00:43
11	01:54,844	00:26,115	00:30,742	00:27,041	00:30,946	228,98	12:02:38
12	01:53,695	00:25,812	00:30,671	00:26,733	00:30,479	225,78	12:04:32
13	01:53,309	00:25,622	00:30,401	00:26,698	00:30,588	225,00	12:06:25
14	01:53,067	00:25,415	00:30,149	00:26,906	00:30,597	225,00	12:08:18
15	02:00,120	00:25,965	00:30,853	00:31,436	00:31,866	226,57	12:10:18
16	PIT	00:25,759	00:30,287	00:26,858	00:36,506	225,78	12:12:17
17	04:29,001	03:00,242	00:30,927	00:26,876	00:30,956		12:16:46
18	01:53,418	00:25,575	00:30,214	00:26,984	00:30,645	225,78	12:18:40

42 VUGRINEC, Martin		Mr					
CRO		P.Vmax: 30				T. Ideal: 01:50,852	
Lap Time	Sector 1	Sector 2	Sector 3	Sector 4	V.Max	Hour	
1	START	00:51,650	00:36,920	00:37,180	00:35,350		11:42:39
2	02:05,703	00:28,595	00:34,177	00:29,949	00:32,982	213,16	11:44:45
3	02:01,740	00:28,081	00:32,629	00:28,970	00:32,060	221,16	11:46:47
4	01:57,642	00:26,844	00:31,779	00:27,801	00:31,218	218,92	11:48:44
5	01:56,087	00:26,451	00:31,184	00:27,566	00:30,886	220,41	11:50:41
6	01:54,979	00:26,038	00:30,759	00:27,472	00:30,710	220,41	11:52:35
7	PIT	00:25,731	00:30,920	00:27,762	00:41,041	221,16	11:54:41
8	06:38,982	05:09,207	00:31,592	00:27,435	00:30,748		12:01:20
9	01:52,723	00:25,646	00:30,435	00:26,645	00:29,997	221,16	12:03:13
10	01:52,696	00:25,488	00:30,490	00:26,634	00:30,084	221,92	12:05:05
11	01:51,908	00:25,283	00:30,252	00:26,442	00:29,931	221,16	12:06:57
12	PIT	00:25,299	00:30,187	00:42,800	00:38,181	221,16	12:09:14
13	05:28,729	03:59,325	00:31,248	00:27,652	00:30,504		12:14:42
14	01:52,104	00:25,348	00:30,349	00:26,443	00:29,964	221,92	12:16:35
15	01:50,852	00:24,993	00:29,881	00:26,212	00:29,766	222,68	12:18:25

44 ORGIS, Kevin		Avintia Esponsorama Junio					
GER		P.Vmax: 24				T. Ideal: 01:52,346	
Lap Time	Sector 1	Sector 2	Sector 3	Sector 4	V.Max	Hour	
1	START	02:25,360	00:33,534	00:29,263	00:32,921		11:43:59
2	02:00,991	00:27,897	00:32,662	00:28,580	00:31,852	224,22	11:46:00
3	01:58,192	00:27,359	00:31,801	00:27,809	00:31,223	223,45	11:47:58
4	01:56,698	00:26,210	00:31,732	00:27,595	00:31,161	224,22	11:49:55
5	PIT	00:26,401	00:32,143	00:27,812	00:39,413	225,00	11:52:01
6	05:17,856	03:45,295	00:33,397	00:27,890	00:31,274		11:57:19
7	01:54,331	00:26,054	00:30,926	00:26,795	00:30,556	225,78	11:59:13
8	01:53,414	00:25,668	00:30,726	00:26,628	00:30,392	226,57	12:01:07
9	01:52,948	00:25,650	00:30,585	00:26,547	00:30,166	225,78	12:03:00
10	01:52,415	00:25,465	00:30,249	00:26,466	00:30,235	226,57	12:04:52





Circuit Ricardo Tormo

19-20-21 NOVEMBER 2021

Circuit Ricardo Tormo

FIM CEV REPSOL Circuit Ricardo Tormo Nov.21

ANALYSIS / SECTORS Qualifying Practice 1 Moto2

11	PIT	00:26,628	00:32,459	00:28,368	00:38,840	226,57	12:06:58	14	01:56,798	00:26,218	00:31,281	00:27,722	00:31,577	225,78	12:12:10
12	06:33,907	05:04,047	00:31,717	00:27,298	00:30,845		12:13:32	15	01:55,900	00:25,886	00:31,186	00:27,496	00:31,332	225,00	12:14:06
13	01:54,633	00:25,583	00:30,812	00:26,920	00:31,318	227,37	12:15:27	16	01:55,617	00:25,871	00:30,858	00:27,512	00:31,376	225,00	12:16:02
14	01:54,918	00:25,757	00:31,356	00:27,026	00:30,779	225,78	12:17:22	17	01:55,128	00:25,674	00:30,866	00:27,244	00:31,344	225,00	12:17:57

45	ORGIS, Leon GER	Avintia Esponsorama Junio				P.Vmax: 21	T. Ideal: 01:52,279
		Lap	Time	Sector 1	Sector 2		
1	START	02:25,840	00:33,850	00:29,818	00:33,221		11:44:01
2	02:02,062	00:27,973	00:32,774	00:29,132	00:32,183	222,68	11:46:03
3	02:01,585	00:26,786	00:33,570	00:28,938	00:32,291	225,78	11:48:05
4	01:59,439	00:26,574	00:32,267	00:28,306	00:32,292	224,22	11:50:04
5	01:58,564	00:26,607	00:32,015	00:27,953	00:31,989	225,00	11:52:03
6	PIT	00:26,660	00:36,986	00:30,297	00:39,339	226,57	11:54:16
7	08:25,450	06:49,818	00:35,449	00:28,085	00:32,098		12:02:41
8	NULL	00:27,476	00:31,653	00:27,406	00:31,269	226,57	12:04:39
9	01:54,630	00:25,865	00:30,807	00:27,200	00:30,758	225,78	12:06:34
10	01:53,944	00:25,560	00:30,774	00:27,051	00:30,559	226,57	12:08:28
11	01:53,207	00:25,419	00:30,642	00:26,665	00:30,481	225,78	12:10:21
12	PIT	00:32,368	00:31,608	00:26,831	00:36,849	228,17	12:12:29
13	03:17,582	01:49,906	00:30,722	00:26,551	00:30,403		12:15:46
14	01:52,406	00:25,024	00:30,301	00:26,613	00:30,468	228,17	12:17:39

52	BOERBOOM, Jorel NED	Boerboom Racing				P.Vmax: 12	T. Ideal: 01:54,160
		Lap	Time	Sector 1	Sector 2		
1	START	00:57,740	00:36,761	00:31,649	00:34,289		11:42:39
2	02:06,236	00:28,708	00:34,387	00:30,263	00:32,878	216,72	11:44:45
3	02:02,772	00:28,058	00:33,190	00:29,169	00:32,355	233,94	11:46:48
4	01:59,097	00:26,849	00:32,371	00:28,151	00:31,726	233,94	11:48:47
5	01:58,699	00:26,881	00:31,966	00:28,101	00:31,751	235,64	11:50:45
6	01:59,048	00:26,765	00:32,000	00:28,269	00:32,014	233,94	11:52:45
7	01:58,106	00:26,529	00:31,679	00:28,186	00:31,712	234,78	11:54:43
8	PIT	00:26,296	00:32,068	00:28,533	00:42,623	232,26	11:56:52
9	07:30,889	05:55,331	00:34,257	00:29,351	00:31,950		12:04:23
10	01:58,134	00:26,769	00:31,860	00:27,932	00:31,573	233,94	12:06:21
11	01:56,441	00:26,034	00:31,247	00:28,067	00:31,093	234,78	12:08:18
12	01:55,757	00:25,841	00:31,053	00:27,805	00:31,058	235,64	12:10:13
13	01:55,778	00:26,002	00:31,029	00:27,732	00:31,015	233,94	12:12:09
14	01:55,076	00:25,657	00:31,126	00:27,198	00:31,095	234,78	12:14:04
15	01:54,556	00:25,722	00:30,727	00:27,220	00:30,887	235,64	12:15:59
16	01:54,636	00:25,800	00:31,060	00:27,177	00:30,599	235,64	12:17:53

49	PÉREZ, Alex SPA	Mdr Spaincircuit				P.Vmax: 26	T. Ideal: 01:54,426
		Lap	Time	Sector 1	Sector 2		
1	START	01:01,821	00:39,418	00:34,682	00:37,080		11:42:51
2	02:13,300	00:31,121	00:35,174	00:32,136	00:34,869	201,87	11:45:05
3	02:06,517	00:28,810	00:34,319	00:30,345	00:33,043	217,45	11:47:11
4	02:02,162	00:27,496	00:32,720	00:29,201	00:32,745	222,68	11:49:13
5	01:59,577	00:26,887	00:31,928	00:28,438	00:32,324	220,41	11:51:13
6	01:59,005	00:26,899	00:32,107	00:28,343	00:31,656	218,18	11:53:12
7	01:57,239	00:26,569	00:31,310	00:27,794	00:31,566	219,66	11:55:09
8	PIT	00:28,597	00:32,579	00:28,465	00:42,869	218,92	11:57:22
9	07:03,204	05:26,601	00:33,277	00:30,434	00:32,892		12:04:25
10	01:58,093	00:26,745	00:31,995	00:27,957	00:31,396	217,45	12:06:23
11	01:57,256	00:26,030	00:31,409	00:28,372	00:31,445	222,68	12:08:20
12	01:56,390	00:26,153	00:31,333	00:27,872	00:31,032	221,92	12:10:16
13	01:54,749	00:25,656	00:31,049	00:27,298	00:30,746	222,68	12:12:11
14	01:55,269	00:25,680	00:30,726	00:27,529	00:31,334	223,45	12:14:07
15	01:55,575	00:25,826	00:31,013	00:27,412	00:31,324	227,37	12:16:02
16	01:57,298	00:26,074	00:32,677	00:27,330	00:31,217	227,37	12:17:59

54	ALDEGUER, Fermín SPA	Boscocuro Team Ciatti				P.Vmax: 1	T. Ideal: 01:48,266
		Lap	Time	Sector 1	Sector 2		
1	START	01:25,030	00:32,780	00:28,351	00:31,377		11:42:56
2	01:55,642	00:26,314	00:31,233	00:26,936	00:31,159	240,00	11:44:51
3	01:52,853	00:25,234	00:30,344	00:27,180	00:30,095	238,24	11:46:44
4	01:49,923	00:24,687	00:29,555	00:26,144	00:29,537	238,24	11:48:34
5	01:49,890	00:24,564	00:29,967	00:26,065	00:29,294	240,00	11:50:24
6	01:49,307	00:24,344	00:29,755	00:25,802	00:29,406	240,89	11:52:13
7	01:48,991	00:24,355	00:29,601	00:25,917	00:29,118	239,11	11:54:02
8	01:49,089	00:24,555	00:29,649	00:25,794	00:29,091	241,79	11:55:51
9	01:48,799	00:24,309	00:29,621	00:25,808	00:29,061	240,00	11:57:40
10	01:49,130	00:24,314	00:29,500	00:25,938	00:29,378	240,89	11:59:29
11	PIT	00:29,308	00:32,113	00:28,144	00:37,064	238,24	12:01:36
12	09:17,089	07:48,386	00:31,610	00:27,042	00:30,051		12:10:53
13	01:50,091	00:24,932	00:29,827	00:26,002	00:29,330	240,00	12:12:43
14	01:49,146	00:24,345	00:29,350	00:25,900	00:29,551	240,89	12:14:32
15	01:49,035	00:24,254	00:29,481	00:25,995	00:29,305	240,89	12:16:21
16	01:48,693	00:24,190	00:29,221	00:25,806	00:29,476	240,89	12:18:10
17	06:58,633	43:38,982	00:32,607	00:27,589	00:31,300		12:25:09

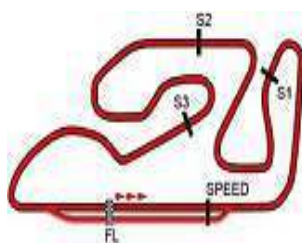
50	VOSTATEK, Ondrej CZE	Fau55 Tey Racing				P.Vmax: 19	T. Ideal: 01:55,108
		Lap	Time	Sector 1	Sector 2		
1	START	00:59,660	00:38,676	00:32,705	00:35,414		11:42:45
2	02:08,181	00:28,449	00:35,367	00:30,740	00:33,625	221,92	11:44:53
3	02:02,765	00:27,364	00:33,382	00:29,159	00:32,860	224,22	11:46:56
4	02:01,246	00:27,314	00:32,663	00:28,935	00:32,334	223,45	11:48:57
5	02:01,806	00:27,194	00:32,183	00:29,811	00:32,618	226,57	11:50:59
6	01:59,337	00:26,793	00:32,046	00:28,327	00:32,171	225,00	11:52:58
7	01:57,248	00:26,157	00:31,879	00:27,540	00:31,672	227,37	11:54:55
8	01:57,427	00:26,445	00:31,673	00:27,503	00:31,806	225,00	11:56:53
9	01:56,850	00:26,416	00:31,135	00:27,652	00:31,647	229,79	11:58:50
10	PIT	00:28,968	00:33,864	00:28,338	00:40,746	225,78	12:01:01
11	05:18,075	03:45,002	00:33,194	00:28,003	00:31,876		12:06:20
12	01:57,353	00:25,991	00:31,464	00:28,037	00:31,861	222,68	12:08:17
13	01:56,722	00:25,926	00:31,388	00:27,660	00:31,748	222,68	12:10:14

55	TOLEDO, Alex SPA	Easyrace Team				P.Vmax: 9	T. Ideal: 01:51,992
		Lap	Time	Sector 1	Sector 2		
1	START	01:18,530	00:33,920	00:29,951	00:32,800		11:42:53
2	02:00,358	00:27,664	00:32,972	00:28,098	00:31,624	216,00	11:44:54
3	01:57,545	00:26,391	00:32,066	00:27,910	00:31,178	233,09	11:46:51
4	01:55,492	00:26,178	00:31,334	00:27,486	00:30,494	234,78	11:48:47
5	01:53,930	00:25,643	00:30,856	00:27,184	00:30,247	238,24	11:50:41
6	01:53,589	00:25,375	00:30,833	00:26,989	00:30,392	238,24	11:52:34
7	01:53,621	00:25,323	00:30,761	00:27,212	00:30,325	236,50	11:54:28
8	01:58,777	00:26,031	00:31,961	00:28,115	00:32,670	237,36	11:56:27
9	01:53,153	00:25,230	00:30,536	00:26,984	00:30,403	237,36	11:58:20
10	01:53,698	00:25,733	00:30,636	00:26,759	00:30,570	237,36	12:00:14



HEADQUARTERS - Príncipe de Vergara, 183 - 28002 Madrid - Tel.: +34 91 782 02 20

www.fimcevrepsol.com



Circuit Ricardo Tormo

FIM CEV REPSOL Circuit Ricardo Tormo Nov.21

ANALYSIS / SECTORS Qualifying Practice 1 Moto2

11	PIT	00:25,282	00:30,859	00:27,255	00:36,781	235,64	12:02:14	4	01:58,452	00:26,824	00:31,842	00:28,501	00:31,285	225,78	11:52:55
12	10:13,996	08:43,799	00:32,154	00:27,694	00:30,349		12:12:28	5	01:56,177	00:26,412	00:31,172	00:27,848	00:30,745	227,37	11:54:51
13	01:52,465	00:25,274	00:30,471	00:26,760	00:29,960	238,24	12:14:20	6	01:54,813	00:25,899	00:30,942	00:27,624	00:30,348	228,17	11:56:46
14	01:52,662	00:25,213	00:30,589	00:26,845	00:30,015	237,36	12:16:13	7	01:55,510	00:25,733	00:31,353	00:27,746	00:30,678	228,17	11:58:42
15	01:52,134	00:24,926	00:30,465	00:26,641	00:30,102	237,36	12:18:05	8	01:56,701	00:25,689	00:30,666	00:28,259	00:32,087	225,78	12:00:38

69	MONTERO, Eduardo		Fau55 Tey Racing				
	SPA		P.Vmax: 29	T. Ideal: 01:53,429			
Lap	Time	Sector 1	Sector 2	Sector 3	Sector 4	V.Max	Hour
1	START	01:02,620	00:39,421	00:34,519	00:37,001		11:42:52
2	02:13,044	00:31,327	00:35,019	00:32,223	00:34,475	204,42	11:45:05
3	02:08,269	00:29,572	00:33,739	00:31,624	00:33,334	210,39	11:47:13
4	02:01,678	00:28,054	00:32,411	00:28,850	00:32,363	225,00	11:49:15
5	01:59,439	00:27,223	00:31,773	00:28,437	00:32,006	224,22	11:51:14
6	PIT	00:28,496	00:34,979	00:28,742	00:40,708	224,22	11:53:27
7	05:26,261	03:48,435	00:32,892	00:31,067	00:33,867		11:58:53
8	01:59,761	00:27,113	00:32,279	00:28,554	00:31,815	223,45	12:00:53
9	01:56,415	00:26,426	00:31,525	00:27,353	00:31,111	221,92	12:02:50
10	01:56,236	00:26,299	00:31,143	00:27,528	00:31,266	224,22	12:04:46
11	01:55,654	00:26,175	00:30,970	00:27,182	00:31,327	223,45	12:06:41
12	01:55,505	00:26,166	00:30,893	00:27,235	00:31,211	222,68	12:08:37
13	01:57,688	00:26,208	00:31,710	00:28,583	00:31,187	222,68	12:10:35
14	01:55,603	00:25,975	00:30,895	00:27,652	00:31,081	223,45	12:12:30
15	01:54,252	00:25,994	00:30,595	00:26,937	00:30,726	224,22	12:14:25
16	01:53,429	00:25,736	00:30,385	00:26,793	00:30,515	223,45	12:16:18
17	01:59,684	00:30,460	00:31,442	00:27,087	00:30,695	223,45	12:18:18

91	PÉREZ, Diego		Bultaco Racing				
	SPA		P.Vmax: 15	T. Ideal: 01:50,676			
Lap	Time	Sector 1	Sector 2	Sector 3	Sector 4	V.Max	Hour
1	START	01:26,790	00:34,061	00:29,390	00:32,684		11:43:01
2	01:59,827	00:26,869	00:31,557	00:29,851	00:31,550	226,57	11:45:01
3	01:55,715	00:25,997	00:30,972	00:27,743	00:31,003	230,60	11:46:57
4	01:55,631	00:25,677	00:31,093	00:28,231	00:30,630	231,43	11:48:52
5	01:53,773	00:25,338	00:30,579	00:27,377	00:30,479	232,26	11:50:46
6	01:53,252	00:25,404	00:30,454	00:27,177	00:30,217	231,43	11:52:39
7	01:52,196	00:25,080	00:30,126	00:26,834	00:30,156	231,43	11:54:32
8	01:54,093	00:24,850	00:29,916	00:27,998	00:31,329	231,43	11:56:26
9	01:51,374	00:24,779	00:30,089	00:26,548	00:29,958	230,60	11:58:17
10	01:50,769	00:24,872	00:29,687	00:26,410	00:29,800	230,60	12:00:08
11	PIT	00:25,013	00:31,262	00:29,334	00:37,295	232,26	12:02:11
12	07:42,181	06:12,340	00:31,707	00:27,635	00:30,499		12:09:53
13	01:51,879	00:25,033	00:30,083	00:26,733	00:30,030	228,98	12:11:45
14	01:51,369	00:24,905	00:29,767	00:26,467	00:30,230	230,60	12:13:36
15	01:52,069	00:25,265	00:30,027	00:26,611	00:30,166	230,60	12:15:28
16	01:51,996	00:25,112	00:30,275	00:26,503	00:30,106	231,43	12:17:20
17	01:51,124	00:24,920	00:29,754	00:26,462	00:29,988	231,43	12:19:11

71	FARACI, S. Christian		Sf Racing				
	ITA		P.Vmax: 15	T. Ideal: 02:04,350			
Lap	Time	Sector 1	Sector 2	Sector 3	Sector 4	V.Max	Hour
1	START	01:01,420	00:38,780	00:34,680	00:37,154		11:42:50
2	02:13,792	00:30,552	00:35,871	00:32,858	00:34,511	207,69	11:45:04
3	02:08,817	00:28,933	00:34,282	00:31,638	00:33,964	230,60	11:47:13
4	02:09,982	00:29,032	00:34,313	00:32,281	00:34,356	225,78	11:49:23
5	02:05,475	00:28,000	00:33,476	00:30,653	00:33,346	228,98	11:51:28
6	19:22,927	17:34,142	00:38,909	00:34,508	00:35,368	225,00	12:10:51
7	02:07,805	00:28,908	00:34,733	00:30,831	00:33,333	227,37	12:12:59
8	02:22,815	00:44,296	00:34,816	00:30,449	00:33,254	232,26	12:15:22
9	02:05,370	00:28,482	00:34,014	00:29,707	00:33,167	230,60	12:17:27

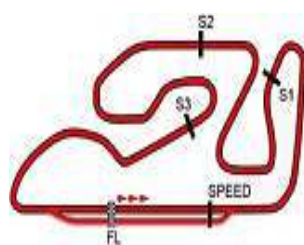
88	CZYBA, Nicolas C.		H43 Escuderías				
	GER		P.Vmax: 27	T. Ideal: 01:56,930			
Lap	Time	Sector 1	Sector 2	Sector 3	Sector 4	V.Max	Hour
1	START	01:11,090	00:38,630	00:32,681	00:36,025		11:42:57
2	02:08,286	00:29,569	00:33,951	00:30,687	00:34,079	216,72	11:45:05
3	PIT	00:28,893	00:33,972	00:30,697	00:39,488	206,37	11:47:18
4	03:00,808	01:25,823	00:33,221	00:29,487	00:32,277		11:50:19
5	01:59,381	00:27,619	00:31,943	00:28,011	00:31,808	224,22	11:52:18
6	01:58,734	00:27,059	00:31,867	00:28,266	00:31,542	226,57	11:54:17
7	18:27,603	16:50,888	00:34,463	00:29,852	00:32,400	223,45	12:12:45
8	01:59,976	00:27,430	00:32,189	00:28,505	00:31,852	224,22	12:14:44
9	01:58,651	00:26,925	00:31,817	00:28,110	00:31,799	223,45	12:16:43
10	01:56,930	00:26,560	00:31,371	00:27,677	00:31,322	225,78	12:18:40

90	DAVIS, Jamie		Fifty Motorsport				
	GBR		P.Vmax: 24	T. Ideal: 01:52,306			
Lap	Time	Sector 1	Sector 2	Sector 3	Sector 4	V.Max	Hour
1	START	05:06,443	00:37,321	00:33,410	00:34,218		11:46:50
2	02:06,537	00:29,450	00:34,323	00:29,862	00:32,902	216,72	11:48:56
3	02:00,564	00:27,402	00:32,334	00:29,000	00:31,828	226,57	11:50:57



HEADQUARTERS - Príncipe de Vergara, 183 - 28002 Madrid - Tel: +34 91 782 02 20

www.fimcevrepsol.com



Circuit Ricardo Tormo

FIM CEV REPSOL Circuit Ricardo Tormo Nov.21

Spd. in Km/h

VELOCIDAD EN SECTORES Qualifying Practice 1 Moto2

3 - TULOVIC, Lukas		P.Vmax: 4					T. Ideal: 01:49,663	
Lap Time	Vel. S1	Vel. S2	Vel. S3	Vel. S4	Avg spd	V.Max	Hour	
1	START	23,85	100,88	102,95	126,90	56,30	11:44:14	
2	02:00,441	137,88	104,03	108,08	130,58	119,71	229,79 11:46:15	
3	01:58,140	140,25	108,25	109,13	131,71	122,04	233,09 11:48:13	
4	01:56,962	142,41	108,64	110,19	133,35	123,27	234,78 11:50:10	
5	01:57,104	144,33	108,09	109,12	133,05	123,12	236,50 11:52:07	
6	01:55,272	144,53	110,52	111,27	135,49	125,08	237,36 11:54:02	
7	01:53,280	148,80	112,76	112,65	136,75	127,28	236,50 11:55:56	
8	01:52,947	149,25	112,94	113,47	136,80	127,65	236,50 11:57:48	
9	01:52,220	150,14	114,36	114,23	136,89	128,48	236,50 11:59:41	
10	01:51,690	151,03	114,31	115,06	137,82	129,09	235,64 12:01:32	
11	01:51,248	151,52	115,21	115,01	138,44	129,60	237,36 12:03:24	
12	PIT	149,35	111,90	112,07	111,81	119,87	236,50 12:05:24	
13	05:57,417	14,18	111,11	111,92	136,85	40,34	12:11:21	
14	01:52,048	149,20	114,36	114,71	137,91	128,68	236,50 12:13:13	
15	01:50,907	151,63	115,40	115,38	139,33	130,00	236,50 12:15:04	
16	01:50,244	153,06	116,10	116,30	139,52	130,78	237,36 12:16:55	
17	01:49,663	153,80	116,44	116,83	140,74	131,48	238,24 12:18:44	

5 - OTTAVIANI, Luca		P.Vmax: 21					T. Ideal: 01:51,222	
Lap Time	Vel. S1	Vel. S2	Vel. S3	Vel. S4	Avg spd	V.Max	Hour	
1	START	67,11	93,12	96,36	120,52	90,37	11:42:38	
2	02:01,896	135,72	104,89	106,12	127,47	118,28	225,00 11:44:40	
3	01:57,824	143,79	106,37	110,29	131,34	122,37	226,57 11:46:38	
4	01:54,492	146,81	111,10	113,83	133,69	125,93	227,37 11:48:32	
5	01:52,181	148,10	113,48	115,83	138,06	128,52	228,17 11:50:24	
6	01:52,337	151,75	113,83	112,98	137,11	128,35	228,98 11:52:17	
7	PIT	106,51	97,37	82,93	95,30	95,44	228,98 11:54:48	
8	08:59,540	8,64	104,02	111,18	110,52	26,72	12:03:47	
9	01:52,516	148,61	112,09	116,92	136,72	128,14	225,78 12:05:40	

6 - HOSCIUC, Jacopo A.		P.Vmax: 28					T. Ideal: 01:53,697	
Lap Time	Vel. S1	Vel. S2	Vel. S3	Vel. S4	Avg spd	V.Max	Hour	
1	START	43,05	89,77	93,80	111,99	73,49	11:43:14	
2	02:07,185	130,31	100,51	101,41	122,32	113,36	216,72 11:45:22	
3	02:01,829	143,50	101,46	105,35	126,92	118,35	221,16 11:47:23	
4	02:00,660	139,72	104,32	107,90	128,02	119,49	222,68 11:49:24	
5	01:59,557	143,07	106,20	108,12	127,32	120,60	224,22 11:51:24	
6	01:57,639	146,20	107,89	109,25	129,51	122,56	222,68 11:53:21	
7	01:57,200	145,94	108,61	110,30	129,55	123,02	225,78 11:55:18	
8	01:56,449	146,79	108,17	110,78	132,07	123,81	222,68 11:57:15	
9	01:55,120	147,29	110,59	111,95	133,18	125,24	223,45 11:59:10	
10	01:53,697	150,69	111,59	113,27	134,24	126,81	223,45 12:01:04	
11	02:03,367	112,40	108,90	112,40	133,91	116,87	223,45 12:03:07	
12	PIT	145,98	108,98	110,26	95,12	112,10	222,68 12:05:16	
13	05:22,834	16,88	104,68	99,56	123,33	44,66	12:10:39	
14	01:56,479	146,68	108,56	109,81	132,57	123,78	224,22 12:12:35	
15	01:54,818	149,12	110,50	111,93	133,23	125,57	225,00 12:14:30	
16	01:55,170	148,44	110,20	111,14	133,43	125,19	221,92 12:16:25	
17	01:55,482	147,20	110,11	111,64	132,60	124,85	225,78 12:18:21	

7 - MOHD, Adam		P.Vmax: 6					T. Ideal: 01:51,343	
Lap Time	Vel. S1	Vel. S2	Vel. S3	Vel. S4	Avg spd	V.Max	Hour	
1	START	1,78	107,98	112,56	135,76	6,44	12:17:16	
2	01:51,649	151,84	113,25	115,59	138,12	129,14	238,24 12:19:08	

9 - KUBO, Kemintih		P.Vmax: 3					T. Ideal: 01:50,393	
Lap Time	Vel. S1	Vel. S2	Vel. S3	Vel. S4	Avg spd	V.Max	Hour	
1	START							
2	01:59,707							
3	01:56,419							

11 - ESCRIG, Alex		P.Vmax: 17					T. Ideal: 01:50,608	
Lap Time	Vel. S1	Vel. S2	Vel. S3	Vel. S4	Avg spd	V.Max	Hour	
1	START	68,56	96,25	99,13	122,05	92,52	11:42:34	
2	PIT	136,35	102,35	102,22	100,69	109,00	222,68 11:44:46	
3	02:37,297	58,69	104,78	108,74	130,91	91,66	11:47:24	
4	01:58,315	143,17	108,24	110,27	127,58	121,86	231,43 11:49:22	
5	01:55,584	145,07	109,96	112,26	133,32	124,74	225,78 11:51:18	
6	01:54,248	147,86	111,37	114,18	133,28	126,20	227,37 11:53:12	
7	01:53,457	149,66	111,69	114,27	134,90	127,08	227,37 11:55:05	
8	01:52,851	150,82	111,79	116,06	134,77	127,76	227,37 11:56:58	
9	01:52,534	150,73	112,47	114,95	136,55	128,12	226,57 11:58:51	
10	01:52,089	151,64	114,02	115,35	135,59	128,63	228,98 12:00:43	
11	01:52,046	152,93	113,56	114,47	136,29	128,68	226,57 12:02:35	
12	PIT	150,05	107,87	110,39	109,99	117,85	226,57 12:04:37	
13	04:37,658	20,20	109,23	112,94	135,99	51,93	12:09:15	
14	01:52,593	151,10	113,29	112,83	137,27	128,05	226,57 12:11:07	
15	01:51,301	153,69	114,85	117,09	134,90	129,54	228,17 12:12:59	
16	01:51,525	152,20	114,99	116,10	135,81	129,28	228,17 12:14:50	
17	01:51,608	151,81	114,72	116,08	136,05	129,18	226,57 12:16:42	
18	01:51,253	153,17	115,48	117,00	134,86	129,60	225,78 12:18:33	

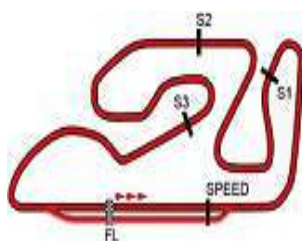
13 - RATO, Mattia		P.Vmax: 1					T. Ideal: 01:51,299	
Lap Time	Vel. S1	Vel. S2	Vel. S3	Vel. S4	Avg spd	V.Max	Hour	
1	START	44,46	100,23	101,57	125,26	78,79	11:43:01	
2	02:01,453	139,73	107,22	101,74	128,10	118,71	233,94 11:45:03	
3	01:57,967	144,96	107,24	107,96	131,26	122,22	236,50 11:47:01	
4	01:55,239	147,90	110,25	110,84	133,80	125,11	240,00 11:48:56	
5	01:54,222	149,23	111,54	111,72	134,71	126,23	237,36 11:50:50	
6	PIT	149,87	112,04	112,31	108,45	118,92	235,64 11:52:51	
7	10:54,271	6,75	108,58	112,82	134,30	22,04	12:03:46	
8	01:52,998	150,07	112,18	113,19	137,18	127,60	239,11 12:05:39	
9	01:52,409	151,48	113,88	113,65	136,22	128,26	239,11 12:07:31	
10	01:52,159	151,89	113,10	114,43	137,16	128,55	237,36 12:09:23	
11	01:54,150	153,35	111,17	106,18	138,84	126,31	236,50 12:11:17	
12	02:08,298	94,67	111,76	111,47	137,70	112,38	240,00 12:13:26	
13	01:52,681	151,72	113,07	112,48	137,04	127,95	240,00 12:15:18	
14	01:56,417	152,68	113,45	97,84	137,27	123,85	239,11 12:17:15	
15	01:51,750	152,05	113,26	114,52	138,62	129,02	240,00 12:19:06	

18 - CARDELUS, Xavier		P.Vmax: 9					T. Ideal: 01:50,405	
Lap Time	Vel. S1	Vel. S2	Vel. S3	Vel. S4	Avg spd	V.Max	Hour	
1	START	41,47	103,40	104,15	131,04	77,54	11:43:04	
2	01:59,707	143,72	108,91	105,39	125,97	120,44	229,79 11:45:04	
3	01:56,419	146,79	109,80	107,85	133,39	123,85	234,78 11:47:00	



HEADQUARTERS - Principe de Vergara, 183 - 28002 Madrid - Tel: +34 91 782 02 20

www.fimcevrepsol.com



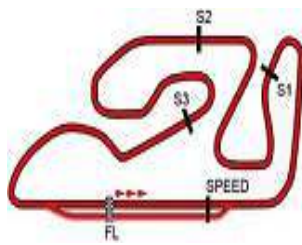
Circuit Ricardo Tormo

FIM CEV REPSOL Circuit Ricardo Tormo Nov.21

VELOCIDAD EN SECTORES Qualifying Practice 1 Moto2

4	01:54,264	149,68	112,04	110,03	135,42	126,18	234,78	11:48:55	3	01:54,050	146,61	111,67	111,74	137,35	126,42	234,78	11:48:14																																																																																																																																																																																																																																																																																																																																																																																																																																																																																
5	01:52,460	151,33	112,81	113,29	137,79	128,21	234,78	11:50:47	4	01:53,545	148,94	111,88	112,01	137,24	126,98	240,00	11:50:08																																																																																																																																																																																																																																																																																																																																																																																																																																																																																
6	PIT	150,50	110,10	113,47	117,23	121,61	235,64	11:52:46	5	01:54,662	144,20	110,78	111,85	137,55	125,74	236,50	11:52:02																																																																																																																																																																																																																																																																																																																																																																																																																																																																																
7	10:59,519	6,69	110,36	110,14	135,00	21,86		12:03:45	6	01:53,014	149,64	111,67	113,36	137,90	127,58	236,50	11:53:55																																																																																																																																																																																																																																																																																																																																																																																																																																																																																
8	01:53,077	150,93	112,99	112,45	135,97	127,51	233,09	12:05:38	7	01:52,154	150,22	113,41	113,25	139,38	128,56	237,36	11:55:48																																																																																																																																																																																																																																																																																																																																																																																																																																																																																
9	01:55,917	152,18	109,31	103,30	137,67	124,38	233,94	12:07:34	8	02:03,754	151,51	114,75	78,62	137,79	116,51	238,24	11:57:51																																																																																																																																																																																																																																																																																																																																																																																																																																																																																
10	01:51,834	154,55	112,60	113,27	138,53	128,92	234,78	12:09:26	9	01:50,475	152,62	115,46	115,00	140,97	130,51	237,36	11:59:42																																																																																																																																																																																																																																																																																																																																																																																																																																																																																
11	01:50,808	154,09	115,14	115,14	138,49	130,12	233,94	12:11:17	10	PIT	151,87	113,53	111,86	115,91	122,01	239,11	12:01:40																																																																																																																																																																																																																																																																																																																																																																																																																																																																																
12	02:06,299	96,43	113,08	114,07	138,99	114,16	234,78	12:13:23	11	11:45,321	6,19	109,58	111,75	138,08	20,44		12:13:25																																																																																																																																																																																																																																																																																																																																																																																																																																																																																
13	01:50,614	153,85	114,77	116,10	139,01	130,35	235,64	12:15:14	12	01:51,736	153,33	114,46	111,38	139,72	129,04	237,36	12:15:17																																																																																																																																																																																																																																																																																																																																																																																																																																																																																
14	02:00,178	126,67	102,45	114,72	137,50	119,97	233,09	12:17:14	<table border="1"> <thead> <tr> <th colspan="2">30 - REHACEK, Filip</th> <th colspan="4">P.Vmax: 19</th> <th colspan="2">T. Ideal: 01:53,667</th> </tr> <tr> <th>Lap</th> <th>Time</th> <th>Vel. S1</th> <th>Vel. S2</th> <th>Vel. S3</th> <th>Vel. S4</th> <th>Avg spd</th> <th>V.Max</th> <th>Hour</th> </tr> </thead> <tbody> <tr><td>1</td><td>START</td><td>33,16</td><td>87,82</td><td>96,29</td><td>120,03</td><td>65,48</td><td></td><td>11:43:38</td></tr> <tr><td>2</td><td>02:08,104</td><td>127,69</td><td>97,69</td><td>101,94</td><td>124,21</td><td>112,55</td><td>222,68</td><td>11:45:47</td></tr> <tr><td>3</td><td>02:01,991</td><td>139,19</td><td>102,64</td><td>105,41</td><td>127,93</td><td>118,19</td><td>224,22</td><td>11:47:49</td></tr> <tr><td>4</td><td>02:00,714</td><td>141,83</td><td>103,74</td><td>106,30</td><td>128,62</td><td>119,44</td><td>225,78</td><td>11:49:49</td></tr> <tr><td>5</td><td>01:58,490</td><td>142,91</td><td>106,72</td><td>108,11</td><td>131,12</td><td>121,68</td><td>225,00</td><td>11:51:48</td></tr> <tr><td>6</td><td>01:57,835</td><td>145,84</td><td>106,23</td><td>108,82</td><td>131,48</td><td>122,36</td><td>224,22</td><td>11:53:46</td></tr> <tr><td>7</td><td>PIT</td><td>143,98</td><td>107,65</td><td>107,67</td><td>98,80</td><td>112,28</td><td>225,78</td><td>11:55:54</td></tr> <tr><td>8</td><td>05:53,744</td><td>14,84</td><td>97,46</td><td>103,54</td><td>128,94</td><td>40,76</td><td></td><td>12:01:48</td></tr> <tr><td>9</td><td>01:58,341</td><td>143,24</td><td>106,60</td><td>109,71</td><td>129,94</td><td>121,83</td><td>225,00</td><td>12:03:46</td></tr> <tr><td>10</td><td>01:56,349</td><td>145,91</td><td>107,39</td><td>110,72</td><td>134,24</td><td>123,92</td><td>229,79</td><td>12:05:42</td></tr> <tr><td>11</td><td>01:56,745</td><td>148,00</td><td>109,05</td><td>107,61</td><td>132,26</td><td>123,50</td><td>226,57</td><td>12:07:39</td></tr> <tr><td>12</td><td>01:55,582</td><td>148,15</td><td>109,94</td><td>109,53</td><td>133,92</td><td>124,74</td><td>226,57</td><td>12:09:35</td></tr> <tr><td>13</td><td>01:54,303</td><td>148,90</td><td>111,78</td><td>111,80</td><td>134,24</td><td>126,14</td><td>226,57</td><td>12:11:29</td></tr> <tr><td>14</td><td>01:54,656</td><td>148,19</td><td>111,68</td><td>111,24</td><td>133,94</td><td>125,75</td><td>226,57</td><td>12:13:24</td></tr> <tr><td>15</td><td>01:55,382</td><td>148,18</td><td>111,76</td><td>108,86</td><td>133,30</td><td>124,96</td><td>228,17</td><td>12:15:19</td></tr> <tr><td>16</td><td>01:54,586</td><td>147,46</td><td>112,06</td><td>111,98</td><td>133,56</td><td>125,83</td><td>228,98</td><td>12:17:14</td></tr> <tr><td>17</td><td>01:54,337</td><td>147,34</td><td>110,97</td><td>112,34</td><td>135,69</td><td>126,10</td><td>224,22</td><td>12:19:08</td></tr> </tbody> </table>								30 - REHACEK, Filip		P.Vmax: 19				T. Ideal: 01:53,667		Lap	Time	Vel. S1	Vel. S2	Vel. S3	Vel. S4	Avg spd	V.Max	Hour	1	START	33,16	87,82	96,29	120,03	65,48		11:43:38	2	02:08,104	127,69	97,69	101,94	124,21	112,55	222,68	11:45:47	3	02:01,991	139,19	102,64	105,41	127,93	118,19	224,22	11:47:49	4	02:00,714	141,83	103,74	106,30	128,62	119,44	225,78	11:49:49	5	01:58,490	142,91	106,72	108,11	131,12	121,68	225,00	11:51:48	6	01:57,835	145,84	106,23	108,82	131,48	122,36	224,22	11:53:46	7	PIT	143,98	107,65	107,67	98,80	112,28	225,78	11:55:54	8	05:53,744	14,84	97,46	103,54	128,94	40,76		12:01:48	9	01:58,341	143,24	106,60	109,71	129,94	121,83	225,00	12:03:46	10	01:56,349	145,91	107,39	110,72	134,24	123,92	229,79	12:05:42	11	01:56,745	148,00	109,05	107,61	132,26	123,50	226,57	12:07:39	12	01:55,582	148,15	109,94	109,53	133,92	124,74	226,57	12:09:35	13	01:54,303	148,90	111,78	111,80	134,24	126,14	226,57	12:11:29	14	01:54,656	148,19	111,68	111,24	133,94	125,75	226,57	12:13:24	15	01:55,382	148,18	111,76	108,86	133,30	124,96	228,17	12:15:19	16	01:54,586	147,46	112,06	111,98	133,56	125,83	228,98	12:17:14	17	01:54,337	147,34	110,97	112,34	135,69	126,10	224,22	12:19:08																																																																																																																																																																																																																																																																																																							
30 - REHACEK, Filip		P.Vmax: 19				T. Ideal: 01:53,667																																																																																																																																																																																																																																																																																																																																																																																																																																																																																											
Lap	Time	Vel. S1	Vel. S2	Vel. S3	Vel. S4	Avg spd	V.Max	Hour																																																																																																																																																																																																																																																																																																																																																																																																																																																																																									
1	START	33,16	87,82	96,29	120,03	65,48		11:43:38																																																																																																																																																																																																																																																																																																																																																																																																																																																																																									
2	02:08,104	127,69	97,69	101,94	124,21	112,55	222,68	11:45:47																																																																																																																																																																																																																																																																																																																																																																																																																																																																																									
3	02:01,991	139,19	102,64	105,41	127,93	118,19	224,22	11:47:49																																																																																																																																																																																																																																																																																																																																																																																																																																																																																									
4	02:00,714	141,83	103,74	106,30	128,62	119,44	225,78	11:49:49																																																																																																																																																																																																																																																																																																																																																																																																																																																																																									
5	01:58,490	142,91	106,72	108,11	131,12	121,68	225,00	11:51:48																																																																																																																																																																																																																																																																																																																																																																																																																																																																																									
6	01:57,835	145,84	106,23	108,82	131,48	122,36	224,22	11:53:46																																																																																																																																																																																																																																																																																																																																																																																																																																																																																									
7	PIT	143,98	107,65	107,67	98,80	112,28	225,78	11:55:54																																																																																																																																																																																																																																																																																																																																																																																																																																																																																									
8	05:53,744	14,84	97,46	103,54	128,94	40,76		12:01:48																																																																																																																																																																																																																																																																																																																																																																																																																																																																																									
9	01:58,341	143,24	106,60	109,71	129,94	121,83	225,00	12:03:46																																																																																																																																																																																																																																																																																																																																																																																																																																																																																									
10	01:56,349	145,91	107,39	110,72	134,24	123,92	229,79	12:05:42																																																																																																																																																																																																																																																																																																																																																																																																																																																																																									
11	01:56,745	148,00	109,05	107,61	132,26	123,50	226,57	12:07:39																																																																																																																																																																																																																																																																																																																																																																																																																																																																																									
12	01:55,582	148,15	109,94	109,53	133,92	124,74	226,57	12:09:35																																																																																																																																																																																																																																																																																																																																																																																																																																																																																									
13	01:54,303	148,90	111,78	111,80	134,24	126,14	226,57	12:11:29																																																																																																																																																																																																																																																																																																																																																																																																																																																																																									
14	01:54,656	148,19	111,68	111,24	133,94	125,75	226,57	12:13:24																																																																																																																																																																																																																																																																																																																																																																																																																																																																																									
15	01:55,382	148,18	111,76	108,86	133,30	124,96	228,17	12:15:19																																																																																																																																																																																																																																																																																																																																																																																																																																																																																									
16	01:54,586	147,46	112,06	111,98	133,56	125,83	228,98	12:17:14																																																																																																																																																																																																																																																																																																																																																																																																																																																																																									
17	01:54,337	147,34	110,97	112,34	135,69	126,10	224,22	12:19:08																																																																																																																																																																																																																																																																																																																																																																																																																																																																																									
<table border="1"> <thead> <tr> <th colspan="2">20 - EKKY, Dimas</th> <th colspan="4">P.Vmax: 11</th> <th colspan="2">T. Ideal: 01:51,915</th> </tr> <tr> <th>Lap</th> <th>Time</th> <th>Vel. S1</th> <th>Vel. S2</th> <th>Vel. S3</th> <th>Vel. S4</th> <th>Avg spd</th> <th>V.Max</th> <th>Hour</th> </tr> </thead> <tbody> <tr><td>1</td><td>START</td><td>27,57</td><td>95,65</td><td>97,67</td><td>124,25</td><td>60,41</td><td></td><td>11:43:57</td></tr> <tr><td>2</td><td>02:06,746</td><td>141,09</td><td>105,39</td><td>88,02</td><td>126,76</td><td>113,76</td><td>228,98</td><td>11:46:04</td></tr> <tr><td>3</td><td>01:57,856</td><td>144,07</td><td>106,90</td><td>108,35</td><td>132,41</td><td>122,34</td><td>232,26</td><td>11:48:02</td></tr> <tr><td>4</td><td>01:56,089</td><td>145,32</td><td>108,75</td><td>110,17</td><td>134,68</td><td>124,20</td><td>231,43</td><td>11:49:58</td></tr> <tr><td>5</td><td>01:55,703</td><td>147,57</td><td>109,60</td><td>110,55</td><td>133,14</td><td>124,61</td><td>235,64</td><td>11:51:53</td></tr> <tr><td>6</td><td>01:56,007</td><td>145,00</td><td>108,41</td><td>111,21</td><td>134,60</td><td>124,29</td><td>232,26</td><td>11:53:49</td></tr> <tr><td>7</td><td>01:54,722</td><td>147,95</td><td>111,16</td><td>111,70</td><td>133,97</td><td>125,68</td><td>232,26</td><td>11:55:44</td></tr> <tr><td>8</td><td>01:53,115</td><td>148,92</td><td>112,17</td><td>113,92</td><td>136,78</td><td>127,46</td><td>233,09</td><td>11:57:37</td></tr> <tr><td>9</td><td>01:52,858</td><td>150,08</td><td>112,98</td><td>114,20</td><td>135,75</td><td>127,75</td><td>231,43</td><td>11:59:30</td></tr> <tr><td>10</td><td>01:52,566</td><td>149,99</td><td>112,78</td><td>114,34</td><td>137,24</td><td>128,08</td><td>233,09</td><td>12:01:23</td></tr> <tr><td>11</td><td>PIT</td><td>149,85</td><td>112,44</td><td>112,67</td><td>103,75</td><td>117,44</td><td>231,43</td><td>12:03:25</td></tr> <tr><td>12</td><td>06:16,317</td><td>13,32</td><td>108,88</td><td>111,37</td><td>133,63</td><td>38,31</td><td></td><td>12:09:42</td></tr> <tr><td>13</td><td>01:52,958</td><td>150,49</td><td>112,80</td><td>113,85</td><td>135,58</td><td>127,64</td><td>232,26</td><td>12:11:35</td></tr> <tr><td>14</td><td>01:52,330</td><td>150,71</td><td>113,83</td><td>114,18</td><td>136,64</td><td>128,35</td><td>231,43</td><td>12:13:27</td></tr> <tr><td>15</td><td>01:53,122</td><td>152,02</td><td>112,81</td><td>114,42</td><td>133,14</td><td>127,46</td><td>237,36</td><td>12:15:20</td></tr> <tr><td>16</td><td>01:53,641</td><td>150,56</td><td>112,11</td><td>112,56</td><td>134,68</td><td>126,87</td><td>235,64</td><td>12:17:14</td></tr> <tr><td>17</td><td>01:52,648</td><td>149,76</td><td>112,62</td><td>114,30</td><td>137,29</td><td>127,99</td><td>233,94</td><td>12:19:06</td></tr> </tbody> </table>									20 - EKKY, Dimas		P.Vmax: 11				T. Ideal: 01:51,915		Lap	Time	Vel. S1	Vel. S2	Vel. S3	Vel. S4	Avg spd	V.Max	Hour	1	START	27,57	95,65	97,67	124,25	60,41		11:43:57	2	02:06,746	141,09	105,39	88,02	126,76	113,76	228,98	11:46:04	3	01:57,856	144,07	106,90	108,35	132,41	122,34	232,26	11:48:02	4	01:56,089	145,32	108,75	110,17	134,68	124,20	231,43	11:49:58	5	01:55,703	147,57	109,60	110,55	133,14	124,61	235,64	11:51:53	6	01:56,007	145,00	108,41	111,21	134,60	124,29	232,26	11:53:49	7	01:54,722	147,95	111,16	111,70	133,97	125,68	232,26	11:55:44	8	01:53,115	148,92	112,17	113,92	136,78	127,46	233,09	11:57:37	9	01:52,858	150,08	112,98	114,20	135,75	127,75	231,43	11:59:30	10	01:52,566	149,99	112,78	114,34	137,24	128,08	233,09	12:01:23	11	PIT	149,85	112,44	112,67	103,75	117,44	231,43	12:03:25	12	06:16,317	13,32	108,88	111,37	133,63	38,31		12:09:42	13	01:52,958	150,49	112,80	113,85	135,58	127,64	232,26	12:11:35	14	01:52,330	150,71	113,83	114,18	136,64	128,35	231,43	12:13:27	15	01:53,122	152,02	112,81	114,42	133,14	127,46	237,36	12:15:20	16	01:53,641	150,56	112,11	112,56	134,68	126,87	235,64	12:17:14	17	01:52,648	149,76	112,62	114,30	137,29	127,99	233,94	12:19:06	<table border="1"> <thead> <tr> <th colspan="2">21 - LÓPEZ, Alonso</th> <th colspan="4">P.Vmax: 6</th> <th colspan="2">T. Ideal: 01:48,739</th> </tr> <tr> <th>Lap</th> <th>Time</th> <th>Vel. S1</th> <th>Vel. S2</th> <th>Vel. S3</th> <th>Vel. S4</th> <th>Avg spd</th> <th>V.Max</th> <th>Hour</th> </tr> </thead> <tbody> <tr><td>1</td><td>START</td><td>28,41</td><td>99,61</td><td>103,20</td><td>126,51</td><td>62,44</td><td></td><td>11:43:49</td></tr> <tr><td>2</td><td>01:58,026</td><td>143,40</td><td>108,13</td><td>107,50</td><td>131,59</td><td>122,16</td><td>233,94</td><td>11:45:47</td></tr> <tr><td>3</td><td>01:56,237</td><td>142,73</td><td>109,04</td><td>110,56</td><td>135,33</td><td>124,04</td><td>237,36</td><td>11:47:43</td></tr> <tr><td>4</td><td>01:53,112</td><td>149,71</td><td>111,71</td><td>112,77</td><td>138,00</td><td>127,47</td><td>237,36</td><td>11:49:37</td></tr> <tr><td>5</td><td>01:51,858</td><td>152,51</td><td>113,72</td><td>114,85</td><td>136,86</td><td>128,90</td><td>237,36</td><td>11:51:28</td></tr> <tr><td>6</td><td>01:51,747</td><td>151,03</td><td>114,03</td><td>115,36</td><td>137,59</td><td>129,02</td><td>238,24</td><td>11:53:20</td></tr> <tr><td>7</td><td>01:50,413</td><td>153,44</td><td>114,68</td><td>116,55</td><td>139,89</td><td>130,58</td><td>238,24</td><td>11:55:11</td></tr> <tr><td>8</td><td>01:53,581</td><td>155,31</td><td>109,88</td><td>110,61</td><td>136,40</td><td>126,94</td><td>239,11</td><td>11:57:04</td></tr> <tr><td>9</td><td>01:49,292</td><td>155,76</td><td>115,88</td><td>117,77</td><td>140,72</td><td>131,92</td><td>238,24</td><td>11:58:53</td></tr> <tr><td>10</td><td>01:49,689</td><td>156,73</td><td>115,30</td><td>116,66</td><td>139,99</td><td>131,44</td><td>238,24</td><td>12:00:43</td></tr> <tr><td>11</td><td>PIT</td><td>134,09</td><td>102,19</td><td>105,17</td><td>104,24</td><td>110,42</td><td>239,11</td><td>12:02:54</td></tr> <tr><td>12</td><td>05:51,685</td><td>14,64</td><td>106,95</td><td>106,78</td><td>135,62</td><td>41,00</td><td></td><td>12:08:45</td></tr> <tr><td>13</td><td>01:51,528</td><td>155,24</td><td>111,66</td><td>115,14</td><td>138,61</td><td>129,28</td><td>238,24</td><td>12:10:37</td></tr> <tr><td>14</td><td>01:50,318</td><td>155,83</td><td>114,31</td><td>116,43</td><td>139,13</td><td>130,69</td><td>238,24</td><td>12:12:27</td></tr> <tr><td>15</td><td>01:48,825</td><td>157,63</td><td>116,24</td><td>118,00</td><td>140,88</td><td>132,49</td><td>237,36</td><td>12:14:16</td></tr> <tr><td>16</td><td>01:49,224</td><td>157,82</td><td>116,46</td><td>117,10</td><td>139,51</td><td>132,00</td><td>237,36</td><td>12:16:05</td></tr> <tr><td>17</td><td>01:51,060</td><td>154,40</td><td>114,91</td><td>115,54</td><td>136,96</td><td>129,82</td><td>239,11</td><td>12:17:56</td></tr> <tr><td>18</td><td>07:23,206</td><td>1,46</td><td>97,44</td><td>97,71</td><td>121,35</td><td>32,53</td><td></td><td>12:25:19</td></tr> </tbody> </table>									21 - LÓPEZ, Alonso		P.Vmax: 6				T. Ideal: 01:48,739		Lap	Time	Vel. S1	Vel. S2	Vel. S3	Vel. S4	Avg spd	V.Max	Hour	1	START	28,41	99,61	103,20	126,51	62,44		11:43:49	2	01:58,026	143,40	108,13	107,50	131,59	122,16	233,94	11:45:47	3	01:56,237	142,73	109,04	110,56	135,33	124,04	237,36	11:47:43	4	01:53,112	149,71	111,71	112,77	138,00	127,47	237,36	11:49:37	5	01:51,858	152,51	113,72	114,85	136,86	128,90	237,36	11:51:28	6	01:51,747	151,03	114,03	115,36	137,59	129,02	238,24	11:53:20	7	01:50,413	153,44	114,68	116,55	139,89	130,58	238,24	11:55:11	8	01:53,581	155,31	109,88	110,61	136,40	126,94	239,11	11:57:04	9	01:49,292	155,76	115,88	117,77	140,72	131,92	238,24	11:58:53	10	01:49,689	156,73	115,30	116,66	139,99	131,44	238,24	12:00:43	11	PIT	134,09	102,19	105,17	104,24	110,42	239,11	12:02:54	12	05:51,685	14,64	106,95	106,78	135,62	41,00		12:08:45	13	01:51,528	155,24	111,66	115,14	138,61	129,28	238,24	12:10:37	14	01:50,318	155,83	114,31	116,43	139,13	130,69	238,24	12:12:27	15	01:48,825	157,63	116,24	118,00	140,88	132,49	237,36	12:14:16	16	01:49,224	157,82	116,46	117,10	139,51	132,00	237,36	12:16:05	17	01:51,060	154,40	114,91	115,54	136,96	129,82	239,11	12:17:56	18	07:23,206	1,46	97,44	97,71	121,35	32,53		12:25:19	<table border="1"> <thead> <tr> <th colspan="2">23 - HADA, Taiga</th> <th colspan="4">P.Vmax: 4</th> <th colspan="2">T. Ideal: 01:50,358</th> </tr> <tr> <th>Lap</th> <th>Time</th> <th>Vel. S1</th> <th>Vel. S2</th> <th>Vel. S3</th> <th>Vel. S4</th> <th>Avg spd</th> <th>V.Max</th> <th>Hour</th> </tr> </thead> <tbody> <tr><td>1</td><td>START</td><td>23,49</td><td>107,19</td><td>99,85</td><td>126,98</td><td>56,00</td><td></td><td>11:44:16</td></tr> <tr><td>2</td><td>02:04,544</td><td>144,15</td><td>88,65</td><td>106,37</td><td>134,30</td><td>115,77</td><td>232,26</td><td>11:46:20</td></tr> </tbody> </table>									23 - HADA, Taiga		P.Vmax: 4				T. Ideal: 01:50,358		Lap	Time	Vel. S1	Vel. S2	Vel. S3	Vel. S4	Avg spd	V.Max	Hour	1	START	23,49	107,19	99,85	126,98	56,00		11:44:16	2	02:04,544	144,15	88,65	106,37	134,30	115,77	232,26	11:46:20	<table border="1"> <thead> <tr> <th colspan="2">32 - PAZ, Mckinley</th> <th colspan="4">P.Vmax: 13</th> <th colspan="2">T. Ideal: 01:53,991</th> </tr> <tr> <th>Lap</th> <th>Time</th> <th>Vel. S1</th> <th>Vel. S2</th> <th>Vel. S3</th> <th>Vel. S4</th> <th>Avg spd</th> <th>V.Max</th> <th>Hour</th> </tr> </thead> <tbody> <tr><td>1</td><td>START</td><td>22,21</td><td>98,34</td><td>100,02</td><td>124,18</td><td>53,32</td><td></td><td>11:44:29</td></tr> <tr><td>2</td><td>02:02,340</td><td>135,07</td><td>104,00</td><td>104,58</td><td>129,05</td><td>117,85</td><td>226,57</td><td>11:46:31</td></tr> <tr><td>3</td><td>01:59,612</td><td>141,18</td><td>106,44</td><td>105,44</td><td>131,14</td><td>120,54</td><td>231,43</td><td>11:48:31</td></tr> <tr><td>4</td><td>01:58,277</td><td>142,78</td><td>105,92</td><td>108,17</td><td>133,10</td><td>121,90</td><td>232,26</td><td>11:50:29</td></tr> <tr><td>5</td><td>01:57,425</td><td>145,11</td><td>107,53</td><td>107,99</td><td>133,02</td><td>122,78</td><td>233,09</td><td>11:52:26</td></tr> </tbody> </table>									32 - PAZ, Mckinley		P.Vmax: 13				T. Ideal: 01:53,991		Lap	Time	Vel. S1	Vel. S2	Vel. S3	Vel. S4	Avg spd	V.Max	Hour	1	START	22,21	98,34	100,02	124,18	53,32		11:44:29	2	02:02,340	135,07	104,00	104,58	129,05	117,85	226,57	11:46:31	3	01:59,612	141,18	106,44	105,44	131,14	120,54	231,43	11:48:31	4	01:58,277	142,78	105,92	108,17	133,10	121,90	232,26	11:50:29	5	01:57,425	145,11	107,53	107,99	133,02	122,78	233,09	11:52:26
20 - EKKY, Dimas		P.Vmax: 11				T. Ideal: 01:51,915																																																																																																																																																																																																																																																																																																																																																																																																																																																																																											
Lap	Time	Vel. S1	Vel. S2	Vel. S3	Vel. S4	Avg spd	V.Max	Hour																																																																																																																																																																																																																																																																																																																																																																																																																																																																																									
1	START	27,57	95,65	97,67	124,25	60,41		11:43:57																																																																																																																																																																																																																																																																																																																																																																																																																																																																																									
2	02:06,746	141,09	105,39	88,02	126,76	113,76	228,98	11:46:04																																																																																																																																																																																																																																																																																																																																																																																																																																																																																									
3	01:57,856	144,07	106,90	108,35	132,41	122,34	232,26	11:48:02																																																																																																																																																																																																																																																																																																																																																																																																																																																																																									
4	01:56,089	145,32	108,75	110,17	134,68	124,20	231,43	11:49:58																																																																																																																																																																																																																																																																																																																																																																																																																																																																																									
5	01:55,703	147,57	109,60	110,55	133,14	124,61	235,64	11:51:53																																																																																																																																																																																																																																																																																																																																																																																																																																																																																									
6	01:56,007	145,00	108,41	111,21	134,60	124,29	232,26	11:53:49																																																																																																																																																																																																																																																																																																																																																																																																																																																																																									
7	01:54,722	147,95	111,16	111,70	133,97	125,68	232,26	11:55:44																																																																																																																																																																																																																																																																																																																																																																																																																																																																																									
8	01:53,115	148,92	112,17	113,92	136,78	127,46	233,09	11:57:37																																																																																																																																																																																																																																																																																																																																																																																																																																																																																									
9	01:52,858	150,08	112,98	114,20	135,75	127,75	231,43	11:59:30																																																																																																																																																																																																																																																																																																																																																																																																																																																																																									
10	01:52,566	149,99	112,78	114,34	137,24	128,08	233,09	12:01:23																																																																																																																																																																																																																																																																																																																																																																																																																																																																																									
11	PIT	149,85	112,44	112,67	103,75	117,44	231,43	12:03:25																																																																																																																																																																																																																																																																																																																																																																																																																																																																																									
12	06:16,317	13,32	108,88	111,37	133,63	38,31		12:09:42																																																																																																																																																																																																																																																																																																																																																																																																																																																																																									
13	01:52,958	150,49	112,80	113,85	135,58	127,64	232,26	12:11:35																																																																																																																																																																																																																																																																																																																																																																																																																																																																																									
14	01:52,330	150,71	113,83	114,18	136,64	128,35	231,43	12:13:27																																																																																																																																																																																																																																																																																																																																																																																																																																																																																									
15	01:53,122	152,02	112,81	114,42	133,14	127,46	237,36	12:15:20																																																																																																																																																																																																																																																																																																																																																																																																																																																																																									
16	01:53,641	150,56	112,11	112,56	134,68	126,87	235,64	12:17:14																																																																																																																																																																																																																																																																																																																																																																																																																																																																																									
17	01:52,648	149,76	112,62	114,30	137,29	127,99	233,94	12:19:06																																																																																																																																																																																																																																																																																																																																																																																																																																																																																									
21 - LÓPEZ, Alonso		P.Vmax: 6				T. Ideal: 01:48,739																																																																																																																																																																																																																																																																																																																																																																																																																																																																																											
Lap	Time	Vel. S1	Vel. S2	Vel. S3	Vel. S4	Avg spd	V.Max	Hour																																																																																																																																																																																																																																																																																																																																																																																																																																																																																									
1	START	28,41	99,61	103,20	126,51	62,44		11:43:49																																																																																																																																																																																																																																																																																																																																																																																																																																																																																									
2	01:58,026	143,40	108,13	107,50	131,59	122,16	233,94	11:45:47																																																																																																																																																																																																																																																																																																																																																																																																																																																																																									
3	01:56,237	142,73	109,04	110,56	135,33	124,04	237,36	11:47:43																																																																																																																																																																																																																																																																																																																																																																																																																																																																																									
4	01:53,112	149,71	111,71	112,77	138,00	127,47	237,36	11:49:37																																																																																																																																																																																																																																																																																																																																																																																																																																																																																									
5	01:51,858	152,51	113,72	114,85	136,86	128,90	237,36	11:51:28																																																																																																																																																																																																																																																																																																																																																																																																																																																																																									
6	01:51,747	151,03	114,03	115,36	137,59	129,02	238,24	11:53:20																																																																																																																																																																																																																																																																																																																																																																																																																																																																																									
7	01:50,413	153,44	114,68	116,55	139,89	130,58	238,24	11:55:11																																																																																																																																																																																																																																																																																																																																																																																																																																																																																									
8	01:53,581	155,31	109,88	110,61	136,40	126,94	239,11	11:57:04																																																																																																																																																																																																																																																																																																																																																																																																																																																																																									
9	01:49,292	155,76	115,88	117,77	140,72	131,92	238,24	11:58:53																																																																																																																																																																																																																																																																																																																																																																																																																																																																																									
10	01:49,689	156,73	115,30	116,66	139,99	131,44	238,24	12:00:43																																																																																																																																																																																																																																																																																																																																																																																																																																																																																									
11	PIT	134,09	102,19	105,17	104,24	110,42	239,11	12:02:54																																																																																																																																																																																																																																																																																																																																																																																																																																																																																									
12	05:51,685	14,64	106,95	106,78	135,62	41,00		12:08:45																																																																																																																																																																																																																																																																																																																																																																																																																																																																																									
13	01:51,528	155,24	111,66	115,14	138,61	129,28	238,24	12:10:37																																																																																																																																																																																																																																																																																																																																																																																																																																																																																									
14	01:50,318	155,83	114,31	116,43	139,13	130,69	238,24	12:12:27																																																																																																																																																																																																																																																																																																																																																																																																																																																																																									
15	01:48,825	157,63	116,24	118,00	140,88	132,49	237,36	12:14:16																																																																																																																																																																																																																																																																																																																																																																																																																																																																																									
16	01:49,224	157,82	116,46	117,10	139,51	132,00	237,36	12:16:05																																																																																																																																																																																																																																																																																																																																																																																																																																																																																									
17	01:51,060	154,40	114,91	115,54	136,96	129,82	239,11	12:17:56																																																																																																																																																																																																																																																																																																																																																																																																																																																																																									
18	07:23,206	1,46	97,44	97,71	121,35	32,53		12:25:19																																																																																																																																																																																																																																																																																																																																																																																																																																																																																									
23 - HADA, Taiga		P.Vmax: 4				T. Ideal: 01:50,358																																																																																																																																																																																																																																																																																																																																																																																																																																																																																											
Lap	Time	Vel. S1	Vel. S2	Vel. S3	Vel. S4	Avg spd	V.Max	Hour																																																																																																																																																																																																																																																																																																																																																																																																																																																																																									
1	START	23,49	107,19	99,85	126,98	56,00		11:44:16																																																																																																																																																																																																																																																																																																																																																																																																																																																																																									
2	02:04,544	144,15	88,65	106,37	134,30	115,77	232,26	11:46:20																																																																																																																																																																																																																																																																																																																																																																																																																																																																																									
32 - PAZ, Mckinley		P.Vmax: 13				T. Ideal: 01:53,991																																																																																																																																																																																																																																																																																																																																																																																																																																																																																											
Lap	Time	Vel. S1	Vel. S2	Vel. S3	Vel. S4	Avg spd	V.Max	Hour																																																																																																																																																																																																																																																																																																																																																																																																																																																																																									
1	START	22,21	98,34	100,02	124,18	53,32		11:44:29																																																																																																																																																																																																																																																																																																																																																																																																																																																																																									
2	02:02,340	135,07	104,00	104,58	129,05	117,85	226,57	11:46:31																																																																																																																																																																																																																																																																																																																																																																																																																																																																																									
3	01:59,612	141,18	106,44	105,44	131,14	120,54	231,43	11:48:31																																																																																																																																																																																																																																																																																																																																																																																																																																																																																									
4	01:58,277	142,78	105,92	108,17	133,10	121,90	232,26	11:50:29																																																																																																																																																																																																																																																																																																																																																																																																																																																																																									
5	01:57,425	145,11	107,53	107,99	133,02	122,78	233,09	11:52:26																																																																																																																																																																																																																																																																																																																																																																																																																																																																																									





VELOCIDAD EN SECTORES Qualifying Practice 1 Moto2

		34 - TORRECILLAS, Carlos P.Vmax: 17 T. Ideal: 01:51,956								42 - VUGRINEC, Martin P.Vmax: 30 T. Ideal: 01:50,852							
Lap	Time	Vel. S1	Vel. S2	Vel. S3	Vel. S4	Avg spd	V.Max	Hour	Lap	Time	Vel. S1	Vel. S2	Vel. S3	Vel. S4	Avg spd	V.Max	Hour
6	02:08,450	143,66	104,39	80,13	133,01	112,25	233,09	11:54:35	10	01:54,786	146,35	111,70	112,43	133,51	125,61	223,45	12:00:43
7	01:57,330	144,52	107,55	108,57	133,23	122,88	234,78	11:56:32	11	01:54,844	146,12	111,83	112,50	133,20	125,54	228,98	12:02:38
8	PIT	145,14	107,96	109,90	106,09	115,65	233,94	11:58:37	12	01:53,695	147,84	112,09	113,79	135,24	126,81	225,78	12:04:32
9	06:35,936	12,52	106,26	108,92	133,40	36,41		12:05:13	13	01:53,309	148,93	113,09	113,94	134,76	127,25	225,00	12:06:25
10	01:54,949	148,42	109,78	110,96	135,13	125,43	233,94	12:07:08	14	01:53,067	150,15	114,03	113,06	134,72	127,52	225,00	12:08:18
11	01:56,873	144,71	108,51	108,94	133,42	123,36	234,78	12:09:04	15	02:00,120	146,97	111,43	96,77	129,35	120,03	226,57	12:10:18
12	01:55,062	147,51	110,54	110,23	135,18	125,31	232,26	12:11:00	16	PIT	148,14	113,51	113,26	112,91	120,74	225,78	12:12:17
13	01:56,191	148,61	110,53	106,00	134,22	124,09	234,78	12:12:56	17	04:29,001	21,17	111,17	113,19	133,16	53,60		12:16:46
14	01:54,300	148,81	111,15	111,28	135,65	126,14	233,94	12:14:50	18	01:53,418	149,21	113,79	112,73	134,51	127,12	225,78	12:18:40
15	01:54,194	147,83	111,57	111,49	136,12	126,26	233,09	12:16:44									
16	01:55,934	147,94	109,90	107,88	134,45	124,36	234,78	12:18:40									

		35 - WILFORD, Sam P.Vmax: 6 T. Ideal: 01:50,136							
Lap	Time	Vel. S1	Vel. S2	Vel. S3	Vel. S4	Avg spd	V.Max	Hour	
1	START	39,51	99,76	104,12	119,68	74,05		11:43:13	
2	01:58,917	141,50	107,93	108,30	128,79	121,24	225,78	11:45:12	
3	01:58,309	145,93	109,22	104,47	130,59	121,87	226,57	11:47:10	
4	01:55,665	147,14	109,34	111,12	133,35	124,65	227,37	11:49:06	
5	01:55,089	147,79	109,40	112,49	133,84	125,28	231,43	11:51:01	
6	01:53,745	149,06	111,09	113,84	135,26	126,76	228,17	11:52:55	
7	01:53,354	150,03	112,87	113,95	134,00	127,19	228,17	11:54:48	
8	01:52,761	149,68	113,10	114,95	135,57	127,86	227,37	11:56:41	
9	01:52,929	149,30	112,58	114,09	136,63	127,67	228,17	11:58:34	
10	01:52,324	150,43	113,16	114,83	137,03	128,36	227,37	12:00:26	
11	01:52,475	150,40	113,72	114,89	135,61	128,19	228,98	12:02:19	
12	01:52,169	149,36	114,06	115,11	137,17	128,54	227,37	12:04:11	
13	PIT	143,75	106,16	108,60	102,91	113,53	227,37	12:06:18	
14	05:39,526	15,29	107,60	111,83	133,86	42,47		12:11:57	
15	01:53,116	149,89	112,01	113,72	136,43	127,46	225,78	12:13:50	
16	01:52,625	149,59	112,98	114,58	136,78	128,02	228,98	12:15:43	
17	01:52,470	150,62	113,00	115,07	136,16	128,19	228,98	12:17:35	

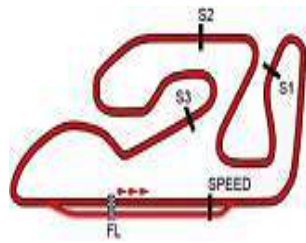
		44 - ORGIS, Kevin P.Vmax: 24 T. Ideal: 01:52,346							
Lap	Time	Vel. S1	Vel. S2	Vel. S3	Vel. S4	Avg spd	V.Max	Hour	
1	START	73,88	93,12	81,82	116,61	89,50		11:42:39	
2	02:05,703	133,45	100,59	101,57	124,98	114,70	213,16	11:44:45	
3	02:01,740	135,89	105,37	105,01	128,57	118,43	221,16	11:46:47	
4	01:57,642	142,15	108,18	109,42	132,04	122,56	218,92	11:48:44	
5	01:56,087	144,27	110,25	110,35	133,46	124,20	220,41	11:50:41	
6	01:54,979	146,56	111,77	110,73	134,22	125,40	220,41	11:52:35	
7	PIT	148,30	111,19	109,57	100,44	114,93	221,16	11:54:41	
8	06:38,982	12,34	108,83	110,88	134,06	36,14		12:01:20	
9	01:52,723	148,80	112,96	114,17	137,41	127,91	221,16	12:03:13	
10	01:52,696	149,72	112,76	114,21	137,02	127,94	221,92	12:05:05	
11	01:51,908	150,93	113,65	115,04	137,72	128,84	221,16	12:06:57	
12	PIT	150,84	113,89	71,07	107,96	105,65	221,16	12:09:14	
13	05:28,729	15,94	110,02	110,01	135,13	43,86		12:14:42	
14	01:52,104	150,54	113,28	115,04	137,57	128,61	221,92	12:16:35	
15	01:50,852	152,68	115,06	116,05	138,48	130,07	222,68	12:18:25	

		45 - ORGIS, Leon P.Vmax: 21 T. Ideal: 01:52,097							
Lap	Time	Vel. S1	Vel. S2	Vel. S3	Vel. S4	Avg spd	V.Max	Hour	
1	START	26,25	102,52	103,95	125,21	59,81		11:43:59	
2	02:00,991	136,79	105,26	106,44	129,41	119,17	224,22	11:46:00	
3	01:58,192	139,48	108,11	109,39	132,02	121,99	223,45	11:47:58	
4	01:56,698	145,59	108,34	110,24	132,28	123,55	224,22	11:49:55	
5	PIT	144,54	106,96	109,38	104,58	114,64	225,00	11:52:01	
6	05:17,856	16,94	102,94	109,07	131,80	45,36		11:57:19	
7	01:54,331	146,47	111,17	113,53	134,90	126,11	225,78	11:59:13	
8	01:53,414	148,67	111,89	114,24	135,63	127,13	226,57	12:01:07	
9	01:52,948	148,77	112,41	114,59	136,64	127,65	225,78	12:03:00	
10	01:52,415	149,85	113,66	114,94	136,33	128,26	226,57	12:04:52	
11	PIT	143,31	105,92	107,23	106,13	114,16	226,57	12:06:58	
12	06:33,907	12,55	108,40	111,44	133,64	36,60		12:13:32	
13	01:54,633	149,16	111,58	113,00	131,62	125,78	227,37	12:15:27	
14	01:54,918	148,15	109,64	112,56	133,92	125,46	225,78	12:17:22	

		36 - KROEZE, Sander P.Vmax: 21 T. Ideal: 01:52,696							
Lap	Time	Vel. S1	Vel. S2	Vel. S3	Vel. S4	Avg spd	V.Max	Hour	
1	START	45,48	95,98	101,03	119,08	78,16		11:43:03	
2	02:02,361	137,93	106,00	106,53	122,30	117,83	225,78	11:45:05	
3	01:59,461	138,92	108,87	108,19	127,64	120,69	227,37	11:47:05	
4	01:57,605	142,09	109,38	109,31	130,90	122,60	224,22	11:49:02	
5	01:56,667	143,69	110,34	110,44	131,25	123,58	225,00	11:50:59	
6	01:59,482	143,76	105,61	107,90	128,05	120,67	228,98	11:52:58	
7	01:57,577	143,05	109,56	110,30	129,05	122,63	228,98	11:54:56	
8	01:56,716	145,91	108,89	110,70	130,81	123,53	226,57	11:56:53	
9	01:55,696	146,53	111,39	111,03	131,31	124,62	225,00	11:58:48	

		45 - ORGIS, Leon P.Vmax: 21 T. Ideal: 01:52,097							
Lap	Time	Vel. S1	Vel. S2	Vel. S3	Vel. S4	Avg spd	V.Max	Hour	
1	START	26,17	101,57	102,02	124,08	59,40		11:44:01	
2	02:02,062	136,42	104,90	104,42	128,08	118,12	222,68	11:46:03	
3	02:01,585	142,46	102,41	105,12	127,65	118,58	225,78	11:48:05	
4	01:59,439	143,60	106,55	107,47	127,65	120,71	224,22	11:50:04	
5	01:58,564	143,42	107,39	108,83	128,86	121,61	225,00	11:52:03	
6	PIT	143,14	92,95	100,41	104,78	108,18	226,57	11:54:16	
7	08:25,450	9,31	96,98	108,31	128,42	28,53		12:02:41	
8	NULL	138,88	108,62	111,00	131,82	122,39	226,57	12:04:39	
9	01:54,630	147,54	111,60	111,84	134,01	125,78	225,78	12:06:34	
10	01:53,944	149,30	111,72	112,45	134,89	126,54	226,57	12:08:28	
11	01:53,207	150,12	112,20	114,08	135,23	127,36	225,78	12:10:21	
12	PIT	117,89	108,77	113,38	111,86	112,94	228,17	12:12:29	





Circuit Ricardo Tormo

19-20-21 NOVEMBER 2021

Circuit Ricardo Tormo

FIM CEV REPSOL Circuit Ricardo Tormo Nov.21

Spd. in Km/h

VELOCIDAD EN SECTORES Qualifying Practice 1 Moto2

13 03:17,582 34,72 111,91 114,57 **135,58** 72,97 12:15:46
14 **01:52,406** **152,49** 113,46 114,31 135,29 **128,27** 228,17 12:17:39

16 01:54,636 147,91 110,69 111,93 **134,71** 125,77 **235,64** 12:17:53

49 - PÉREZ, Alex P.Vmax: 26 T. Ideal: 01:54,103

54 - ALDEGUER, Fermín P.Vmax: 1 T. Ideal: 01:48,150

Lap	Time	Vel. S1	Vel. S2	Vel. S3	Vel. S4	Avg spd	V.Max	Hour
1	START	61,73	87,22	87,71	111,17	83,34		11:42:51
2	02:13,300	122,62	97,74	94,66	118,21	108,16	201,87	11:45:05
3	02:06,517	132,45	100,18	100,25	124,75	113,96	217,45	11:47:11
4	02:02,162	138,78	105,07	104,17	125,88	118,02	222,68	11:49:13
5	01:59,577	141,93	107,68	106,97	127,52	120,58	220,41	11:51:13
6	01:59,005	141,86	107,08	107,33	130,21	121,15	218,18	11:53:12
7	01:57,239	143,63	109,81	109,45	130,58	122,98	219,66	11:55:09
8	PIT	133,44	105,53	106,87	96,15	108,81	218,92	11:57:22
9	07:03,204	11,68	103,31	99,95	125,32	34,07		12:04:25
10	01:58,093	142,68	107,45	108,81	131,29	122,09	217,45	12:06:23
11	01:57,256	146,60	109,46	107,22	131,09	122,96	222,68	12:08:20
12	01:56,390	145,91	109,72	109,14	132,83	123,88	221,92	12:10:16
13	01:54,749	148,74	110,73	111,44	134,07	125,65	222,68	12:12:11
14	01:55,269	148,60	111,89	110,50	131,55	125,08	223,45	12:14:07
15	01:55,575	147,76	110,86	110,97	131,59	124,75	227,37	12:16:02
16	01:57,298	146,35	105,21	111,31	132,04	122,92	227,37	12:17:59

Lap	Time	Vel. S1	Vel. S2	Vel. S3	Vel. S4	Avg spd	V.Max	Hour
1	START	44,88	104,88	107,30	131,37	81,21		11:42:56
2	01:55,642	145,02	110,08	112,93	132,29	124,68	240,00	11:44:51
3	01:52,853	151,22	113,30	111,92	136,97	127,76	238,24	11:46:44
4	01:49,923	154,58	116,33	116,36	139,55	131,16	238,24	11:48:34
5	01:49,890	155,35	114,73	116,71	140,71	131,20	240,00	11:50:24
6	01:49,307	156,75	115,54	117,90	140,18	131,90	240,89	11:52:13
7	01:48,991	156,68	116,14	117,37	141,56	132,29	239,11	11:54:02
8	01:49,089	155,41	115,96	117,93	141,69	132,17	241,79	11:55:51
9	01:48,799	156,98	116,07	117,87	141,84	132,52	240,00	11:57:40
10	01:49,130	156,95	116,54	117,28	140,31	132,12	240,89	11:59:29
11	PIT	130,20	107,06	108,09	111,21	113,86	238,24	12:01:36
12	09:17,089	8,15	108,76	112,49	137,17	25,88		12:10:53
13	01:50,091	153,06	115,26	116,99	140,54	130,96	240,00	12:12:43
14	01:49,146	156,75	117,14	117,45	139,49	132,10	240,89	12:14:32
15	01:49,035	157,33	116,62	117,02	140,66	132,23	240,89	12:16:21
16	01:48,693	157,75	117,66	117,88	139,84	132,65	240,89	12:18:10
17	06:58,633	1,46	105,44	110,26	131,69	34,44		12:25:09

50 - VOSTATEK, Ondrej P.Vmax: 19 T. Ideal: 01:54,950

55 - TOLEDO, Alex P.Vmax: 9 T. Ideal: 01:51,555

Lap	Time	Vel. S1	Vel. S2	Vel. S3	Vel. S4	Avg spd	V.Max	Hour
1	START	63,96	88,89	93,01	116,39	86,62		11:42:45
2	02:08,181	134,13	97,21	98,96	122,59	112,48	221,92	11:44:53
3	02:02,765	139,45	102,99	104,32	125,44	117,44	224,22	11:46:56
4	02:01,246	139,71	105,26	105,13	127,48	118,92	223,45	11:48:57
5	02:01,806	140,33	106,83	102,04	126,37	118,37	226,57	11:50:59
6	01:59,337	142,43	107,28	107,39	128,13	120,82	225,00	11:52:58
7	01:57,248	145,89	107,85	110,46	130,15	122,97	227,37	11:54:55
8	01:57,427	144,30	108,55	110,61	129,60	122,78	225,00	11:56:53
9	01:56,850	144,46	110,42	110,01	130,25	123,39	229,79	11:58:50
10	PIT	131,73	101,52	107,35	101,16	109,30	225,78	12:01:01
11	05:18,075	16,96	103,57	108,63	129,31	45,33		12:06:20
12	01:57,353	146,82	109,27	108,50	129,37	122,86	222,68	12:08:17
13	01:56,722	147,19	109,53	109,98	129,83	123,52	222,68	12:10:14
14	01:56,798	145,55	109,91	109,73	130,54	123,44	225,78	12:12:10
15	01:55,900	147,42	110,24	110,63	131,56	124,40	225,00	12:14:06
16	01:55,617	147,50	111,41	110,57	131,37	124,70	225,00	12:16:02
17	01:55,128	148,63	111,38	111,66	131,51	125,23	225,00	12:17:57

Lap	Time	Vel. S1	Vel. S2	Vel. S3	Vel. S4	Avg spd	V.Max	Hour
1	START	48,59	101,36	101,57	125,67	82,29		11:42:53
2	02:00,358	137,94	104,27	108,26	130,34	119,79	216,00	11:44:54
3	01:57,545	144,59	107,22	108,99	132,21	122,66	233,09	11:46:51
4	01:55,492	145,77	109,72	110,67	135,17	124,84	234,78	11:48:47
5	01:53,930	148,81	111,42	111,90	136,28	126,55	238,24	11:50:41
6	01:53,589	150,38	111,50	112,71	135,63	126,93	238,24	11:52:34
7	01:53,621	150,69	111,76	111,79	135,93	126,90	236,50	11:54:28
8	01:58,777	146,59	107,57	108,20	126,17	121,39	237,36	11:56:27
9	01:53,153	151,25	112,59	112,73	135,58	127,42	237,36	11:58:20
10	01:53,698	148,29	112,22	113,68	134,84	126,81	237,36	12:00:14
11	PIT	150,94	111,41	111,61	112,07	119,97	235,64	12:02:14
12	10:13,996	7,29	106,92	109,84	135,82	23,48		12:12:28
13	01:52,465	150,99	112,83	113,68	137,58	128,20	238,24	12:14:20
14	01:52,662	151,35	112,39	113,32	137,33	127,98	237,36	12:16:13
15	01:52,134	153,09	112,85	114,18	136,93	128,58	237,36	12:18:05

52 - BOERBOOM, Jorel P.Vmax: 12 T. Ideal: 01:53,785

69 - MONTERO, Eduardo P.Vmax: 29 T. Ideal: 01:53,318

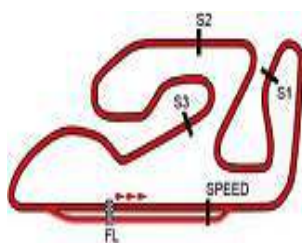
Lap	Time	Vel. S1	Vel. S2	Vel. S3	Vel. S4	Avg spd	V.Max	Hour
1	START	66,09	93,52	96,12	120,21	89,87		11:42:39
2	02:06,236	132,92	99,98	100,52	125,37	114,21	216,72	11:44:45
3	02:02,772	136,00	103,59	104,29	127,40	117,44	233,94	11:46:48
4	01:59,097	142,13	106,21	108,06	129,92	121,06	233,94	11:48:47
5	01:58,699	141,96	107,55	108,25	129,82	121,47	235,64	11:50:45
6	01:59,048	142,57	107,44	107,61	128,76	121,11	233,94	11:52:45
7	01:58,106	143,84	108,53	107,93	129,98	122,08	234,78	11:54:43
8	PIT	145,12	107,21	106,61	96,71	111,32	232,26	11:56:52
9	07:30,889	10,74	100,36	103,64	129,01	31,98		12:04:23
10	01:58,134	142,55	107,91	108,91	130,55	122,05	233,94	12:06:21
11	01:56,441	146,58	110,03	108,38	132,57	123,82	234,78	12:08:18
12	01:55,757	147,67	110,71	109,40	132,72	124,55	235,64	12:10:13
13	01:55,778	146,76	110,80	109,69	132,90	124,53	233,94	12:12:09
14	01:55,076	148,73	110,45	111,85	132,56	125,29	234,78	12:14:04
15	01:54,556	148,36	111,89	111,76	133,45	125,86	235,64	12:15:59

Lap	Time	Vel. S1	Vel. S2	Vel. S3	Vel. S4	Avg spd	V.Max	Hour
1	START	60,94	87,21	88,13	111,40	83,07		11:42:52
2	02:13,044	121,81	98,18	94,40	119,56	108,37	204,42	11:45:05
3	02:08,269	129,04	101,90	96,19	123,66	112,40	210,39	11:47:13
4	02:01,678	136,02	106,08	105,44	127,37	118,49	225,00	11:49:15
5	01:59,439	140,18	108,21	106,97	128,79	120,71	224,22	11:51:14
6	PIT	133,91	98,29	105,84	101,26	108,47	224,22	11:53:27
7	05:26,261	16,70	104,52	97,92	121,71	44,19		11:58:53
8	01:59,761	140,74	106,51	106,53	129,56	120,39	223,45	12:00:53
9	01:56,415	144,40	109,06	111,21	132,49	123,85	221,92	12:02:50
10	01:56,236	145,10	110,39	110,51	131,84	124,04	224,22	12:04:46
11	01:55,654	145,79	111,01	111,91	131,58	124,66	223,45	12:06:41
12	01:55,505	145,84	111,29	111,69	132,07	124,83	222,68	12:08:37
13	01:57,688	145,60	108,42	106,43	132,17	122,51	222,68	12:10:35
14	01:55,603	146,91	111,28	110,01	132,62	124,72	223,45	12:12:30
15	01:54,252	146,80	112,37	112,93	134,15	126,19	224,22	12:14:25
16	01:53,429	148,27	113,15	113,54	135,08	127,11	223,45	12:16:18
17	01:59,684	125,28	109,34	112,30	134,29	120,47	223,45	12:18:18



HEADQUARTERS - Príncipe de Vergara, 183 - 28002 Madrid - Tel: +34 91 782 02 20

www.fimcevrepsol.com



Circuit Ricardo Tormo

FIM CEV REPSOL Circuit Ricardo Tormo Nov.21

VELOCIDAD EN SECTORES Qualifying Practice 1 Moto2

71 - FARACI, S. Christian								P.Vmax: 15	T. Ideal: 02:03,963
Lap	Time	Vel. S1	Vel. S2	Vel. S3	Vel. S4	Avg spd	V.Max	Hour	
1	START	62,13	88,65	87,72	110,94	83,81		11:42:50	
2	02:13,792	124,90	95,84	92,58	119,44	107,76	207,69	11:45:04	
3	02:08,817	131,89	100,29	96,15	121,36	111,93	230,60	11:47:13	
4	02:09,982	131,44	100,20	94,23	119,98	110,92	225,78	11:49:23	
5	02:05,475	136,29	102,70	99,24	123,61	114,91	228,98	11:51:28	
6	19:22,927	3,62	88,36	88,15	116,55	12,40	225,00	12:10:51	
7	02:07,805	132,00	98,98	98,67	123,66	112,81	227,37	12:12:59	
8	02:22,815	86,15	98,75	99,90	123,96	100,96	232,26	12:15:22	
9	02:05,370	133,98	101,08	102,40	124,28	115,00	230,60	12:17:27	
15	01:52,069	151,04	114,50	114,31	136,64	128,65	230,60	12:15:28	
16	01:51,996	151,96	113,56	114,78	136,92	128,74	231,43	12:17:20	
17	01:51,124	153,13	115,55	114,96	137,45	129,75	231,43	12:19:11	

88 - CZYBA, Nicolas C.								P.Vmax: 27	T. Ideal: 01:56,739
Lap	Time	Vel. S1	Vel. S2	Vel. S3	Vel. S4	Avg spd	V.Max	Hour	
1	START	53,68	89,00	93,08	114,42	80,81		11:42:57	
2	02:08,286	129,05	101,26	99,13	120,95	112,39	216,72	11:45:05	
3	PIT	132,07	101,20	99,10	104,39	108,37	206,37	11:47:18	
4	03:00,808	44,46	103,49	103,16	127,71	79,74		11:50:19	
5	01:59,381	138,17	107,63	108,60	129,59	120,77	224,22	11:52:18	
6	01:58,734	141,03	107,89	107,62	130,68	121,43	226,57	11:54:17	
7	18:27,603	3,77	99,76	101,90	127,22	13,02	223,45	12:12:45	
8	01:59,976	139,12	106,81	106,72	129,41	120,17	224,22	12:14:44	
9	01:58,651	141,73	108,06	108,22	129,63	121,52	223,45	12:16:43	
10	01:56,930	143,67	109,59	109,91	131,60	123,30	225,78	12:18:40	

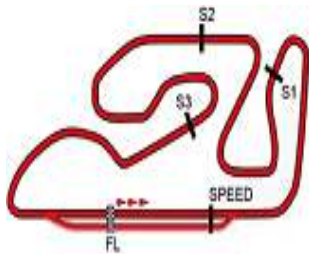
90 - DAVIS, Jamie								P.Vmax: 24	T. Ideal: 01:52,306
Lap	Time	Vel. S1	Vel. S2	Vel. S3	Vel. S4	Avg spd	V.Max	Hour	
1	START	12,45	92,12	91,05	120,46	35,05		11:46:50	
2	02:06,537	129,58	100,17	101,87	125,28	113,94	216,72	11:48:56	
3	02:00,564	139,26	106,33	104,90	129,51	119,59	226,57	11:50:57	
4	01:58,452	142,26	107,97	106,73	131,76	121,72	225,78	11:52:55	
5	01:56,177	144,48	110,29	109,24	134,07	124,10	227,37	11:54:51	
6	01:54,813	147,34	111,11	110,12	135,82	125,58	228,17	11:56:46	
7	01:55,510	148,29	109,65	109,64	134,36	124,82	228,17	11:58:42	
8	01:56,701	148,55	112,11	107,65	128,46	123,55	225,78	12:00:38	
9	01:57,349	144,25	108,05	107,49	133,94	122,86	225,78	12:02:36	
10	PIT	112,09	101,87	104,86	105,90	106,23	227,37	12:04:51	
11	06:17,434	13,45	103,59	105,37	130,41	38,20		12:11:09	
12	01:55,694	145,57	110,87	110,09	133,67	124,62	228,17	12:13:05	
13	01:53,987	149,42	112,03	111,27	135,50	126,49	228,17	12:14:59	
14	01:52,928	151,11	113,36	111,82	136,75	127,67	228,17	12:16:52	
15	01:52,306	152,24	113,94	112,61	137,16	128,38	227,37	12:18:44	

91 - PÉREZ, Diego								P.Vmax: 15	T. Ideal: 01:50,619
Lap	Time	Vel. S1	Vel. S2	Vel. S3	Vel. S4	Avg spd	V.Max	Hour	
1	START	43,97	100,94	103,50	126,12	78,82		11:43:01	
2	01:59,827	142,02	108,95	101,91	130,65	120,32	226,57	11:45:01	
3	01:55,715	146,79	111,00	109,65	132,95	124,60	230,60	11:46:57	
4	01:55,631	148,62	110,57	107,75	134,57	124,69	231,43	11:48:52	
5	01:53,773	150,60	112,43	111,12	135,24	126,73	232,26	11:50:46	
6	01:53,252	150,21	112,89	111,93	136,41	127,31	231,43	11:52:39	
7	01:52,196	152,15	114,12	113,36	136,69	128,51	231,43	11:54:32	
8	01:54,093	153,56	114,92	108,65	131,57	126,37	231,43	11:56:26	
9	01:51,374	154,00	114,26	114,58	137,59	129,46	230,60	11:58:17	
10	01:50,769	153,43	115,81	115,18	138,32	130,16	230,60	12:00:08	
11	PIT	152,56	109,97	103,70	110,52	117,31	232,26	12:02:11	
12	07:42,181	10,25	108,43	110,08	135,15	31,20		12:09:53	
13	01:51,879	152,44	114,28	113,79	137,26	128,87	228,98	12:11:45	
14	01:51,369	153,22	115,50	114,94	136,35	129,46	230,60	12:13:36	



HEADQUARTERS - Príncipe de Vergara, 183 - 28002 Madrid - Tel: +34 91 782 02 20

www.fimcevrepsol.com



Circuit Ricardo Tormo

FIM CEV REPSOL Circuit Ricardo Tormo Nov.21

Velocidades máximas Qualifying Practice 1 Moto2

Nombre	Equipo/Club	Vehículo	Mejores 5 velocidades máximas					Media	Max.	
54	ALDEGUER, Fermín	Boscoscuro Team Ciatti	BOSCOSCURO	241,8	240,9	240,9	240,9	240,9	241,1	241,8
9	KUBO, Keminth	Vr46 Master Camp Team	KALEX	240,9	239,1	239,1	238,2	237,4	238,9	240,9
23	HADA, Taiga	Agr Team	KALEX	240,0	239,1	238,2	237,4	237,4	238,4	240,0
13	RATO, Mattia	Promoracing	KALEX	240,0	240,0	240,0	240,0	239,1	239,8	240,0
35	WILFORD, Sam	Agr Team	KALEX	239,1	238,2	237,4	237,4	236,5	237,7	239,1
21	LÓPEZ, Alonso	Boscoscuro Team Ciatti	BOSCOSCURO	239,1	239,1	239,1	238,2	238,2	238,8	239,1
55	TOLEDO, Alex	Easyrace Team	KALEX	238,2	238,2	238,2	237,4	237,4	237,9	238,2
18	CARDELUS, Xavier	Promoracing	KALEX	238,2	235,6	235,6	234,8	234,8	235,8	238,2
7	MOHD, Adam	Liqui Moly Intact Sic Rac	KALEX	238,2					238,2	238,2
3	TULOVIC, Lukas	Liqui Moly Intact Sic Rac	KALEX	238,2	237,4	237,4	237,4	236,5	237,4	238,2
20	EKKY, Dimas	Pertamina Mandalika Sag S	KALEX	237,4	235,6	235,6	233,9	233,1	235,1	237,4
52	BOERBOOM, Jorel	Boerboom Racing	KALEX	235,6	235,6	235,6	235,6	234,8	235,5	235,6
31	GARCIA, Roberto	Avatel-Cardoso Racing	YAMAHA	234,8	233,9	231,4	231,4	231,4	232,6	234,8
32	PAZ, Mckinley	Vr46 Master Camp Team	KALEX	234,8	234,8	234,8	234,8	233,9	234,6	234,8
71	FARACI, S. Christian	Sf Racing	KALEX	232,3	230,6	230,6	229,0	227,4	230,0	232,3
91	PÉREZ, Diego	Bultaco Racing	BULTACO	232,3	232,3	231,4	231,4	231,4	231,8	232,3
34	TORRECILLAS, Carlos	Easyrace Team	HONDA	231,4	229,0	229,0	229,0	228,2	229,3	231,4
11	ESCRIG, Alex	Fau55 Tey Racing	YAMAHA	231,4	229,0	228,2	228,2	227,4	228,8	231,4
50	VOSTATEK, Ondrej	Fau55 Tey Racing	YAMAHA	229,8	227,4	226,6	225,8	225,8	227,1	229,8
30	REHACEK, Filip	Avatel-Cardoso Racing	YAMAHA	229,8	229,0	228,2	226,6	226,6	228,0	229,8
36	KROEZE, Sander	Easyrace Team	YAMAHA	229,0	229,0	229,0	227,4	226,6	228,2	229,0
5	OTTAVIANI, Luca	Altogoo! Racing Team	YAMAHA	229,0	229,0	228,2	227,4	226,6	228,0	229,0
90	DAVIS, Jamie	Fifty Motorsport	YAMAHA	228,2	228,2	228,2	228,2	228,2	228,2	228,2
45	ORGIS, Leon	Avintia Esponsorama Junio	YAMAHA	228,2	228,2	226,6	226,6	226,6	227,2	228,2
49	PÉREZ, Alex	Mdr Spaincircuits	YAMAHA	227,4	227,4	223,4	222,7	222,7	224,7	227,4
44	ORGIS, Kevin	Avintia Esponsorama Junio	YAMAHA	227,4	226,6	226,6	226,6	225,8	226,6	227,4
88	CZYBA, Nicolas C.	H43 Escuderías	YAMAHA	226,6	225,8	224,2	224,2	223,4	224,8	226,6
6	HOSCIUC, Jacopo A.	H43Teamnobby	YAMAHA	225,8	225,8	225,0	224,2	224,2	225,0	225,8
69	MONTERO, Eduardo	Fau55 Tey Racing	YAMAHA	225,0	224,2	224,2	224,2	224,2	224,4	225,0
42	VUGRINEC, Martin	Mdr	YAMAHA	222,7	221,9	221,9	221,2	221,2	221,8	222,7

