

## FIM CEV REPSOL Circuit Ricardo Tormo Nov.21

19-20-21 NOVEMBER 2021

### Circuit Ricardo Tormo

Length: 4005 metros

### Results

### Qualifying Practice 2 Moto2

Pos.	N.	Rider	Team	Motorcycle	Nat.	Best Lap	iL	Laps	Gap	Interval	Speed	Tyr.	Cat.
1	21	LÓPEZ , Alonso	Boscoscuro Team Ciatti	BOSCOSCURO	SPA	<b>01:47,452</b>	16	16			134,18		M2
2	54	ALDEGUER, Fermín	Boscoscuro Team Ciatti	BOSCOSCURO	SPA	01:47,597	7	8	00:00,145	00:00,145	134		M2
3	7	MOHD, Adam	Liqui Moly Intact Sic Rac	KALEX	MAL	01:49,166	17	17	00:01,714	00:01,569	132,07		M2
4	55	TOLEDO, Alex	Easyrace Team	KALEX	SPA	01:49,784	14	16	00:02,332	00:00,618	131,33		M2
5	18	CARDELUS, Xavier	Promoracing	KALEX	AND	01:49,882	16	17	00:02,430	00:00,098	131,21		M2
6	5	OTTAVIANI, Luca	Altoogo! Racing Team	YAMAHA	ITA	01:49,962	13	14	00:02,510	00:00,080	131,12		STK
7	42	VUGRINEC, Martin	Mdr	YAMAHA	CRO	01:50,116	13	16	00:02,664	00:00,154	130,93		STK
8	45	ORGIS, Leon	Avintia Esponsorama Junio	YAMAHA	GER	01:50,237	16	16	00:02,785	00:00,121	130,79		STK
9	23	HADA, Taiga	Agr Team	KALEX	JPN	01:50,324	14	15	00:02,872	00:00,087	130,69		M2
10	35	WILFORD, Sam	Agr Team	KALEX	GBR	01:50,355	10	15	00:02,903	00:00,031	130,65		M2
11	91	PÉREZ, Diego	Bultaco Racing	BULTACO	SPA	01:50,427	14	15	00:02,975	00:00,072	130,57		M2
12	31	GARCIA, Roberto	Avatel-Cardoso Racing	YAMAHA	SPA	01:50,465	15	19	00:03,013	00:00,038	130,52		STK
13	11	ESCRIG, Alex	Fau55 Tey Racing	YAMAHA	SPA	01:50,474	8	16	00:03,022	00:00,009	130,51		STK
14	13	RATO, Mattia	Promoracing	KALEX	ITA	01:50,527	12	17	00:03,075	00:00,053	130,45		M2
15	9	KUBO, Keminth	Vr46 Master Camp Team	KALEX	THA	01:50,646	6	16	00:03,194	00:00,119	130,31		M2
16	3	TULOVIC, Lukas	Liqui Moly Intact Sic Rac	KALEX	GER	01:50,878	4	12	00:03,426	00:00,232	130,03		M2
17	20	EKKY, Dimas	Pertamina Mandalika Sag S	KALEX	INA	01:50,913	15	19	00:03,461	00:00,035	129,99		M2
18	34	TORRECILLAS , Carlos	Easyrace Team	HONDA	SPA	01:51,204	16	19	00:03,752	00:00,291	129,65		STK
19	44	ORGIS, Kevin	Avintia Esponsorama Junio	YAMAHA	GER	01:51,391	11	12	00:03,939	00:00,187	129,44		STK
20	36	KROEZE, Sander	Easyrace Team	YAMAHA	NED	01:51,551	14	18	00:04,099	00:00,160	129,25		STK
21	32	PAZ, Mckinley	Vr46 Master Camp Team	KALEX	PHI	01:52,405	14	17	00:04,953	00:00,854	128,27		M2
22	88	CZYBA, Nicolas C.	H43 Escuderías	YAMAHA	GER	01:52,457	17	18	00:05,005	00:00,052	128,21		STK
23	52	BOERBOOM, Jorel	Boerboom Racing	KALEX	NED	01:52,975	9	18	00:05,523	00:00,518	127,62		M2
24	6	HOSCIUC, Jacopo A.	H43Teamnobby	YAMAHA	ROU	01:53,684	18	19	00:06,232	00:00,709	126,83		STK
25	30	REHACEK, Filip	Avatel-Cardoso Racing	YAMAHA	CZE	01:53,721	17	19	00:06,269	00:00,037	126,78		STK
26	50	VOSTATEK, Ondrej	Fau55 Tey Racing	YAMAHA	CZE	01:53,754	12	17	00:06,302	00:00,033	126,75		STK
27	90	DAVIS, Jamie	Fifty Motorsport	YAMAHA	GBR	01:53,847	11	16	00:06,395	00:00,093	126,64		STK
28	69	MONTERO, Eduardo	Fau55 Tey Racing	YAMAHA	SPA	01:53,899	6	16	00:06,447	00:00,052	126,59		STK
29	49	PÉREZ, Alex	Mdr Spaincircuits	YAMAHA	SPA	01:56,034	15	15	00:08,582	00:02,135	124,26		STK
30	71	FARACI, S. Christian	Sf Racing	KALEX	ITA	01:57,338	9	13	00:09,886	00:01,304	122,88		M2

Circuit Ricardo Tormo

Final Official

Provisional Official

Length: 4005 m. Hour: 15:04

JURY:

Hour:

C.of the Course:

Hour:

20/11/2021

C.Timekeeper:

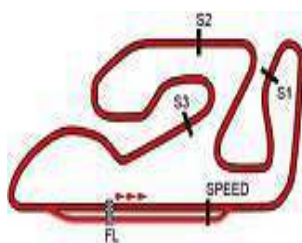
Hour: 15:50:14



HEADQUARTERS – Principe de Vergara, 183 – 28002 Madrid – Tel.: +34 91 782 02 20

www.fimcevrepsol.com

Master Timing, Sport Timing Systems, cronometrajes.es - mastertiming.es by Eventronic www.eventronic.es 19FJAP63



Circuit Ricardo Tormo

FIM CEV REPSOL Circuit Ricardo Tormo Nov.21

ANALYSIS / SECTORS Qualifying Practice 2 Moto2

Lap	Time	Sector				V.Max	Hour
		Sector 1	Sector 2	Sector 3	Sector 4		
<b>3</b> TULOVIC, Lukas GER Liqui Moly Intact Sic Rac P.Vmax: 4 T. Ideal: 01:02,843							
1	START	04:07,640	<b>00:01,850</b>	<b>00:06,728</b>	00:29,561		15:07:34
2	01:51,764	00:25,300	00:30,238	00:26,657	00:29,569	238,24	15:09:26
3	01:51,255	00:25,094	00:29,837	00:26,289	00:30,035	238,24	15:11:17
4	<b>01:50,878</b>	00:25,015	00:29,623	00:26,797	<b>00:29,443</b>	<b>240,89</b>	15:13:08
5	17:17,503	15:47,383	00:32,011	00:27,677	00:30,432	239,11	15:30:25
6	01:52,955	00:26,039	00:30,448	00:26,782	00:29,686	234,78	15:32:18
7	01:50,987	00:25,031	00:29,865	00:26,420	00:29,671	238,24	15:34:09
8	01:52,114	00:25,387	00:30,473	00:26,451	00:29,803	237,36	15:36:02
9	PIT	00:25,201	00:29,862	00:26,256	00:35,568	238,24	15:37:58
10	03:37,148	02:08,615	00:31,094	00:27,054	00:30,385		15:41:36
11	01:51,680	00:25,208	00:30,159	00:26,381	00:29,932	236,50	15:43:27
12	01:54,056	<b>00:24,822</b>	00:31,186	00:27,215	00:30,833	238,24	15:45:21

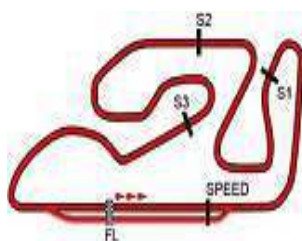
Lap	Time	Sector				V.Max	Hour
		Sector 1	Sector 2	Sector 3	Sector 4		
<b>5</b> OTTAVIANI, Luca ITA Altogool Racing Team P.Vmax: 21 T. Ideal: 00:58,546							
1	START	04:06,435	<b>00:01,855</b>	<b>00:02,160</b>	00:33,467		15:07:32
2	01:57,797	00:26,962	00:31,844	00:28,026	00:30,965	227,37	15:09:30
3	01:54,368	00:26,256	00:31,011	00:26,825	00:30,276	228,17	15:11:24
4	01:53,156	00:25,630	00:30,199	00:26,357	00:30,970	228,17	15:13:18
5	02:04,130	00:29,237	00:35,226	00:29,177	00:30,490	223,45	15:15:22
6	01:51,500	00:25,293	00:29,957	00:26,215	00:30,035	228,17	15:17:13
7	PIT	00:27,265	00:31,664	00:28,528	00:43,006	226,57	15:19:24
8	15:36,668	14:00,667	00:32,365	00:33,289	00:30,347		15:35:00
9	01:51,599	00:25,348	00:30,103	00:26,180	00:29,968	228,17	15:36:52
10	01:51,258	00:25,135	00:29,645	00:26,271	00:30,207	227,37	15:38:43
11	02:00,043	00:28,925	00:30,995	00:29,164	00:30,959	225,00	15:40:43
12	01:50,393	00:25,035	00:29,445	00:26,194	00:29,719	226,57	15:42:34
13	<b>01:49,962</b>	<b>00:24,980</b>	00:29,522	00:25,909	<b>00:29,551</b>	228,17	15:44:24
14	01:53,290	00:25,694	00:29,924	00:26,843	00:30,829	<b>228,98</b>	15:46:17

Lap	Time	Sector				V.Max	Hour
		Sector 1	Sector 2	Sector 3	Sector 4		
<b>6</b> HOSCIUC, Jacopo A. ROU H43Teamnobby P.Vmax: 24 T. Ideal: 00:51,803							
1	START	04:06,190	<b>00:01,700</b>	<b>00:02,080</b>	<b>00:22,531</b>		15:07:21
2	01:56,511	00:26,085	00:31,858	00:27,229	00:31,339	222,68	15:09:17
3	01:55,938	00:25,900	00:31,733	00:27,219	00:31,086	<b>228,17</b>	15:11:13
4	01:57,569	00:25,777	00:31,736	00:28,144	00:31,912	223,45	15:13:11
5	01:55,729	00:25,937	00:31,422	00:27,227	00:31,143	227,37	15:15:07
6	01:55,843	00:26,106	00:31,119	00:27,305	00:31,313	225,00	15:17:02
7	01:55,201	00:25,652	00:30,983	00:27,316	00:31,250	223,45	15:18:58
8	01:54,696	00:25,664	00:30,736	00:27,190	00:31,106	225,00	15:20:52
9	PIT	00:25,857	00:30,973	00:27,391	00:41,259	223,45	15:22:58
10	05:59,069	04:27,679	00:32,184	00:27,817	00:31,389		15:28:57
11	01:55,312	00:25,772	00:31,034	00:27,408	00:31,098	222,68	15:30:52
12	01:54,661	00:25,510	00:30,699	00:27,167	00:31,285	225,00	15:32:47
13	01:55,238	00:25,979	00:31,075	00:27,105	00:31,079	221,16	15:34:42
14	01:55,104	00:25,682	00:30,957	00:27,160	00:31,305	222,68	15:36:37
15	01:55,510	00:26,147	00:31,211	00:27,146	00:31,006	223,45	15:38:33
16	01:56,208	00:25,974	00:31,818	00:27,250	00:31,166	224,22	15:40:29
17	01:55,068	00:26,102	00:30,768	00:27,180	00:31,018	221,92	15:42:24
18	<b>01:53,684</b>	00:25,498	00:30,361	00:27,054	00:30,771	221,92	15:44:18
19	01:54,190	<b>00:25,492</b>	00:30,672	00:27,199	00:30,827	222,68	15:46:12

Lap	Time	Sector				V.Max	Hour
		Sector 1	Sector 2	Sector 3	Sector 4		
<b>7</b> MOHD, Adam MAL Liqui Moly Intact Sic Rac P.Vmax: 1 T. Ideal: 00:52,643							
1	START	04:06,680	<b>00:01,770</b>	<b>00:01,680</b>	<b>00:24,711</b>		15:07:23
2	01:54,463	00:25,904	00:30,854	00:26,973	00:30,732	236,50	15:09:18
3	01:52,060	00:25,798	00:30,222	00:26,285	00:29,755	<b>242,70</b>	15:11:10
4	01:51,125	00:24,694	00:30,085	00:26,286	00:30,060	240,00	15:13:01
5	01:52,829	00:25,354	00:30,525	00:26,798	00:30,152	240,00	15:14:54
6	01:50,238	00:24,912	00:29,689	00:26,105	00:29,532	239,11	15:16:44
7	01:49,990	00:25,069	00:29,629	00:25,831	00:29,461	240,89	15:18:34
8	01:50,341	00:24,908	00:29,532	00:26,239	00:29,662	237,36	15:20:24
9	01:49,355	00:24,651	00:29,390	00:25,932	00:29,382	237,36	15:22:14
10	PIT	00:26,510	00:30,749	00:26,873	00:38,902	238,24	15:24:17
11	08:10,693	06:40,632	00:32,272	00:27,674	00:30,115		15:32:27
12	01:51,112	00:25,162	00:30,145	00:26,401	00:29,404	238,24	15:34:18
13	01:49,415	00:24,692	00:29,361	00:26,007	00:29,355	239,11	15:36:08
14	01:49,684	00:24,651	00:29,830	00:26,025	00:29,178	240,00	15:37:57
15	01:49,686	00:24,625	00:29,586	00:26,124	00:29,351	239,11	15:39:47
16	01:54,600	00:29,014	00:29,998	00:26,225	00:29,363	237,36	15:41:42
17	<b>01:49,166</b>	<b>00:24,482</b>	00:29,296	00:25,975	00:29,413	237,36	15:43:31

Lap	Time	Sector				V.Max	Hour
		Sector 1	Sector 2	Sector 3	Sector 4		
<b>9</b> KUBO, Keminth THA Vr46 Master Camp Team P.Vmax: 3 T. Ideal: 00:44,091							
1	START	04:06,435	<b>00:01,610</b>	<b>00:01,685</b>	<b>00:15,896</b>		15:07:14
2	01:53,870	00:25,563	00:31,281	00:27,023	00:30,003	236,50	15:09:08
3	01:52,384	00:25,190	00:30,757	00:26,525	00:29,912	<b>241,79</b>	15:11:00
4	01:53,088	00:26,353	00:30,424	00:26,686	00:29,625	239,11	15:12:53
5	01:50,956	00:25,225	00:29,748	00:26,260	00:29,723	238,24	15:14:44
6	<b>01:50,646</b>	00:24,931	00:29,817	00:26,222	00:29,676	237,36	15:16:35
7	PIT	00:32,378	00:30,373	00:26,171	00:38,692	236,50	15:18:42
8	10:38,286	09:06,682	00:32,537	00:28,303	00:30,764		15:29:21
9	01:54,871	00:26,126	00:30,998	00:27,131	00:30,616	236,50	15:31:16
10	01:51,318	00:25,265	00:29,911	00:26,474	00:29,668	234,78	15:33:07
11	01:51,249	00:25,007	00:29,960	00:26,469	00:29,813	234,78	15:34:58
12	PIT	00:25,414	00:29,844	00:26,470	00:35,320	236,50	15:36:55
13	03:56,696	02:27,253	00:31,746	00:27,544	00:30,153		15:40:52
14	01:51,190	00:25,057	00:30,175	00:26,429	00:29,529	236,50	15:42:43
15	01:50,883	<b>00:24,900</b>	00:29,743	00:26,374	00:29,866	237,36	15:44:34
16	01:51,188	00:24,972	00:30,029	00:26,360	00:29,827	235,64	15:46:25

Lap	Time	Sector				V.Max	Hour
		Sector 1	Sector 2	Sector 3	Sector 4		
<b>11</b> ESCRIG, Alex SPA Fau55 Tey Racing P.Vmax: 19 T. Ideal: 00:29,739							
1	START	04:05,550	<b>00:01,530</b>	<b>00:01,450</b>	<b>00:02,080</b>		15:06:59
2	01:52,187	00:25,362	00:30,627	00:26,278	00:29,920	226,57	15:08:51
3	01:51,852	00:24,983	00:30,682	00:26,204	00:29,983	228,17	15:10:43
4	PIT	00:25,023	00:30,491	00:26,891	00:38,665	227,37	15:12:44
5	05:20,237	03:52,162	00:31,141	00:26,815	00:30,119		15:18:04
6	01:51,451	00:24,935	00:30,039	00:26,384	00:30,093	228,17	15:19:56
7	01:50,506	00:24,790	00:29,835	00:26,024	00:29,857	227,37	15:21:46
8	<b>01:50,474</b>	<b>00:24,679</b>	00:29,943	00:25,982	00:29,870	228,98	15:23:37
9	01:50,564	00:24,838	00:29,843	00:26,114	00:29,769	228,17	15:25:27
10	PIT	00:25,556	00:31,741	00:28,359	00:40,686	<b>229,79</b>	15:27:34
11	08:42,290	06:56,074	00:37,768	00:36,512	00:31,936		15:36:16
12	01:54,724	00:26,173	00:31,131	00:26,945	00:30,475	227,37	15:38:11
13	01:53,300	00:25,235	00:30,786	00:26,669	00:30,610	228,17	15:40:04
14	PIT	00:25,162	00:30,252	00:27,342	00:35,403	227,37	15:42:02



Circuit Ricardo Tormo

FIM CEV REPSOL Circuit Ricardo Tormo Nov.21

ANALYSIS / SECTORS Qualifying Practice 2 Moto2

15	02:46,207	01:14,459	00:31,452	00:27,150	00:33,146	15:44:48
16	01:52,340	00:25,199	00:30,395	00:26,649	00:30,097	226,57 15:46:41

12	01:50,965	<b>00:24,844</b>	00:29,911	00:26,224	00:29,986	233,94 15:33:44
13	01:56,312	00:29,063	00:30,667	00:26,541	00:30,041	233,09 15:35:40
14	01:51,158	00:25,106	00:29,977	00:26,141	00:29,934	<b>235,64</b> 15:37:31
15	<b>01:50,913</b>	00:25,121	00:29,813	00:26,147	00:29,832	<b>235,64</b> 15:39:22
16	01:51,516	00:25,035	00:30,161	00:26,223	00:30,097	234,78 15:41:14
17	01:51,269	00:25,045	00:30,005	00:26,268	00:29,951	234,78 15:43:05
18	01:51,351	00:24,988	00:29,971	00:26,199	00:30,193	233,09 15:44:56
19	01:51,087	00:24,949	00:29,933	00:26,159	00:30,046	233,94 15:46:48

13	RATO, Mattia ITA	Promoracing					Hour
		P.Vmax: 8 T. Ideal: 00:43,514					
Lap	Time	Sector 1	Sector 2	Sector 3	Sector 4	V.Max	Hour
1	START	04:06,360	<b>00:01,610</b>	<b>00:01,680</b>	<b>00:15,346</b>		15:07:13
2	01:54,438	00:25,933	00:31,441	00:26,927	00:30,137	234,78	15:09:08
3	01:52,781	00:25,503	00:30,690	00:26,778	00:29,810	238,24	15:11:00
4	01:52,179	00:25,246	00:30,436	00:26,467	00:30,030	238,24	15:12:53
5	01:54,445	00:27,123	00:30,530	00:26,888	00:29,904	237,36	15:14:47
6	01:51,589	00:25,229	00:30,172	00:26,394	00:29,794	237,36	15:16:39
7	PIT	00:30,896	00:30,603	00:26,371	00:38,042	238,24	15:18:45
8	10:00,142	08:31,496	00:31,333	00:26,921	00:30,392		15:28:45
9	01:52,341	00:25,309	00:30,561	00:26,557	00:29,914	236,50	15:30:37
10	01:51,559	00:25,163	00:30,072	00:26,587	00:29,737	237,36	15:32:29
11	01:50,634	00:25,037	00:29,906	00:26,180	00:29,511	<b>239,11</b>	15:34:19
12	<b>01:50,527</b>	00:24,904	00:29,836	00:26,184	00:29,603	<b>239,11</b>	15:36:10
13	01:50,540	<b>00:24,878</b>	00:29,764	00:26,175	00:29,723	238,24	15:38:00
14	02:04,360	00:36,354	00:30,755	00:26,430	00:30,821	237,36	15:40:05
15	01:51,131	00:25,040	00:29,878	00:26,454	00:29,759	236,50	15:41:56
16	01:51,354	00:24,900	00:30,118	00:26,410	00:29,926	235,64	15:43:47
17	01:51,083	00:24,893	00:29,939	00:26,394	00:29,857	237,36	15:45:38

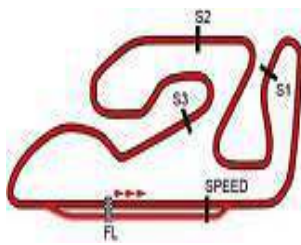
21	LÓPEZ, Alonso SPA	Boscoscuro Team Ciatti					Hour
		P.Vmax: 5 T. Ideal: 00:56,351					
Lap	Time	Sector 1	Sector 2	Sector 3	Sector 4	V.Max	Hour
1	START	04:06,840	<b>00:01,850</b>	<b>00:01,600</b>	00:29,694		15:07:28
2	01:52,900	00:25,303	00:30,986	00:26,547	00:30,064	235,64	15:09:21
3	PIT	00:24,606	00:30,300	00:26,410	00:39,084	238,24	15:11:22
4	05:45,464	04:16,202	00:32,349	00:27,232	00:29,681		15:17:07
5	01:49,711	00:24,267	00:29,781	00:25,894	00:29,769	237,36	15:18:57
6	01:48,877	<b>00:24,028</b>	00:29,502	00:25,943	00:29,404	237,36	15:20:46
7	01:48,840	00:24,145	00:29,494	00:25,785	00:29,416	238,24	15:22:34
8	01:53,080	00:25,598	00:31,393	00:26,437	00:29,652	239,11	15:24:28
9	01:48,471	00:24,285	00:29,606	00:25,492	00:29,088	237,36	15:26:16
10	PIT	00:27,480	00:30,237	00:26,882	00:35,951	239,11	15:28:17
11	08:14,258	06:45,857	00:31,587	00:26,715	00:30,099		15:36:31
12	01:48,530	00:24,391	00:29,358	00:25,569	00:29,212	<b>240,00</b>	15:38:19
13	01:49,449	00:24,466	00:29,678	00:25,816	00:29,489	<b>240,00</b>	15:40:09
14	01:47,790	00:24,246	00:29,101	00:25,487	00:28,956	239,11	15:41:57
15	01:47,696	00:24,162	00:28,992	00:25,490	00:29,052	<b>240,00</b>	15:43:44
16	<b>01:47,452</b>	00:24,141	00:28,974	00:25,464	<b>00:28,873</b>	239,11	15:45:32

18	CARDELUS, Xavier AND	Promoracing					Hour
		P.Vmax: 8 T. Ideal: 00:51,350					
Lap	Time	Sector 1	Sector 2	Sector 3	Sector 4	V.Max	Hour
1	START	04:06,680	<b>00:01,690</b>	<b>00:01,680</b>	<b>00:23,474</b>		15:07:22
2	01:54,882	00:25,935	00:31,138	00:27,446	00:30,363	235,64	15:09:17
3	01:51,449	00:25,097	00:30,119	00:26,573	00:29,660	236,50	15:11:08
4	01:51,541	00:24,872	00:29,961	00:26,365	00:30,343	237,36	15:13:00
5	01:52,019	00:25,523	00:30,311	00:26,289	00:29,896	<b>239,11</b>	15:14:52
6	01:50,245	00:24,877	00:29,731	00:26,132	00:29,505	234,78	15:16:42
7	PIT	00:24,810	00:29,874	00:26,459	00:37,224	236,50	15:18:40
8	10:25,450	08:56,237	00:31,412	00:26,743	00:31,058		15:29:06
9	01:51,114	00:24,855	00:29,898	00:26,529	00:29,832	231,43	15:30:57
10	01:49,995	00:24,647	00:29,677	00:26,177	00:29,494	235,64	15:32:47
11	02:01,187	00:24,584	00:29,553	00:37,633	00:29,417	235,64	15:34:48
12	01:50,195	00:24,549	00:29,507	00:26,212	00:29,927	235,64	15:36:38
13	01:49,888	00:24,756	00:29,415	00:26,214	00:29,503	236,50	15:38:28
14	01:49,947	00:24,756	00:29,527	00:26,136	00:29,528	235,64	15:40:18
15	01:50,532	00:24,788	00:30,059	00:26,292	00:29,393	235,64	15:42:09
16	<b>01:49,882</b>	<b>00:24,506</b>	00:29,597	00:26,158	00:29,621	235,64	15:43:58
17	01:50,555	00:24,733	00:29,834	00:26,354	00:29,634	235,64	15:45:49

23	HADA, Taiga JPN	Agr Team					Hour
		P.Vmax: 5 T. Ideal: 00:57,776					
Lap	Time	Sector 1	Sector 2	Sector 3	Sector 4	V.Max	Hour
1	START	04:06,840	<b>00:01,850</b>	<b>00:01,600</b>	00:30,599		15:07:29
2	01:54,251	00:25,967	00:30,822	00:27,232	00:30,230	234,78	15:09:23
3	01:51,300	00:25,093	00:29,909	00:26,621	00:29,677	238,24	15:11:15
4	01:51,805	00:25,009	00:29,991	00:27,043	00:29,762	238,24	15:13:07
5	01:50,913	00:25,034	00:29,553	00:26,675	00:29,651	238,24	15:14:57
6	PIT	00:26,219	00:30,871	00:27,570	00:35,965	<b>240,00</b>	15:16:58
7	10:18,534	08:49,141	00:31,683	00:27,481	00:30,229		15:27:17
8	01:52,886	00:25,344	00:30,322	00:27,099	00:30,121	233,09	15:29:09
9	01:52,058	00:25,343	00:30,129	00:26,839	00:29,747	235,64	15:31:02
10	01:51,215	00:25,119	00:29,811	00:26,711	00:29,574	236,50	15:32:53
11	PIT	00:24,831	00:30,269	00:27,394	00:35,647	237,36	15:34:51
12	06:01,385	04:31,186	00:31,838	00:27,858	00:30,503		15:40:52
13	01:51,783	00:25,097	00:30,341	00:26,702	00:29,643	237,36	15:42:44
14	<b>01:50,324</b>	<b>00:24,826</b>	00:29,779	00:26,219	<b>00:29,500</b>	236,50	15:44:34
15	01:51,797	00:24,886	00:29,895	00:26,908	00:30,108	236,50	15:46:26

20	EKKY, Dimas INA	Pertamina Mandalika Sag S					Hour
		P.Vmax: 13 T. Ideal: 00:47,519					
Lap	Time	Sector 1	Sector 2	Sector 3	Sector 4	V.Max	Hour
1	START	04:06,600	<b>00:01,610</b>	<b>00:01,680</b>	<b>00:19,385</b>		15:07:18
2	01:53,923	00:25,825	00:30,876	00:26,910	00:30,312	229,79	15:09:11
3	01:53,487	00:25,488	00:30,903	00:26,708	00:30,388	232,26	15:11:05
4	01:53,944	00:25,263	00:30,748	00:26,741	00:31,192	233,94	15:12:59
5	01:52,849	00:25,360	00:30,683	00:26,441	00:30,365	233,94	15:14:52
6	01:51,830	00:25,279	00:30,240	00:26,313	00:29,998	233,09	15:16:44
7	PIT	00:25,547	00:30,334	00:26,403	00:39,345	233,09	15:18:45
8	07:32,577	05:57,930	00:34,268	00:29,800	00:30,579		15:26:18
9	01:51,734	00:25,454	00:30,024	00:26,298	00:29,958	233,94	15:28:10
10	01:51,186	00:24,904	00:30,015	00:26,100	00:30,167	233,94	15:30:01
11	01:52,286	00:25,191	00:30,284	00:26,669	00:30,142	233,94	15:31:53

30	REHACEK, Filip CZE	Avatel-Cardoso Racing					Hour
		P.Vmax: 24 T. Ideal: 01:11,007					
Lap	Time	Sector 1	Sector 2	Sector 3	Sector 4	V.Max	Hour
1	START	04:07,320	<b>00:02,330</b>	<b>00:12,952</b>	00:33,519		15:07:44
2	02:01,546	00:27,713	00:33,643	00:28,465	00:31,725	224,22	15:09:46
3	01:57,934	00:26,193	00:32,289	00:28,278	00:31,174	227,37	15:11:44
4	01:57,273	00:26,462	00:31,671	00:28,096	00:31,044	226,57	15:13:41
5	01:57,714	00:26,477	00:32,198	00:28,141	00:30,898	225,78	15:15:39
6	01:55,594	00:26,024	00:31,259	00:27,565	00:30,746	225,78	15:17:34
7	01:55,224	00:25,757	00:31,473	00:27,470	00:3		



Circuit Ricardo Tormo

FIM CEV REPSOL Circuit Ricardo Tormo Nov.21

ANALYSIS / SECTORS Qualifying Practice 2 Moto2

9	01:54,156	00:25,767	00:30,940	00:27,202	<b>00:30,247</b>	225,78	15:23:19	1	START	04:07,000	<b>00:01,930</b>	<b>00:01,600</b>	00:30,820		15:07:30
10	01:55,277	00:25,742	00:31,328	00:27,632	00:30,575	225,78	15:25:14	2	01:54,518	00:25,927	00:30,981	00:27,105	00:30,505	230,60	15:09:24
11	01:56,056	00:25,862	00:31,557	00:27,637	00:31,000	225,78	15:27:10	3	01:52,714	00:25,647	00:30,357	00:26,424	00:30,286	<b>231,43</b>	15:11:17
12	PIT	00:25,735	00:31,330	00:27,181	00:40,454	225,78	15:29:15	4	01:53,562	00:25,530	00:30,447	00:26,825	00:30,760	229,79	15:13:10
13	05:10,374	03:34,122	00:35,464	00:29,231	00:31,557		15:34:25	5	01:52,535	00:25,320	00:30,559	00:26,470	00:30,186	230,60	15:15:03
14	01:55,432	00:25,732	00:31,271	00:27,395	00:31,034	224,22	15:36:20	6	01:52,185	00:25,246	00:30,352	00:26,550	00:30,037	228,98	15:16:55
15	01:54,783	00:25,877	00:31,104	00:27,157	00:30,645	226,57	15:38:15	7	01:52,437	00:25,156	00:30,109	00:26,624	00:30,548	229,79	15:18:48
16	01:54,230	00:25,613	00:31,016	00:27,212	00:30,389	227,37	15:40:09	8	PIT	00:25,448	00:30,425	00:41,081	00:38,539	228,98	15:21:03
17	<b>01:53,721</b>	<b>00:25,478</b>	00:30,761	00:26,950	00:30,532	<b>228,17</b>	15:42:03	9	05:00,078	03:32,316	00:30,933	00:26,597	00:30,232		15:26:03
18	01:54,328	00:25,515	00:31,079	00:27,211	00:30,523	226,57	15:43:57	10	01:52,385	00:25,460	00:30,313	00:26,448	00:30,164	228,98	15:27:56
19	01:55,828	00:25,670	00:31,349	00:27,520	00:31,289	226,57	15:45:53	11	01:52,533	00:25,310	00:30,523	00:26,409	00:30,291	229,79	15:29:48

<b>31</b>	<b>GARCIA, Roberto</b>	Avatel-Cardoso Racing				
	SPA	P.Vmax: 15 T. Ideal: 01:04,341				
Lap Time	Sector 1	Sector 2	Sector 3	Sector 4	V.Max	Hour
1	START	04:07,480	<b>00:02,090</b>	<b>00:07,774</b>	00:30,703	15:07:36
2	01:54,231	00:25,872	00:30,717	00:27,220	00:30,422	229,79 15:09:31
3	01:53,427	00:25,391	00:30,453	00:27,110	00:30,473	232,26 15:11:24
4	01:53,764	00:25,362	00:30,219	00:26,852	00:31,331	229,79 15:13:18
5	02:03,246	00:28,453	00:36,047	00:28,249	00:30,497	<b>233,94</b> 15:15:21
6	01:51,734	00:25,349	00:29,679	00:26,504	00:30,202	226,57 15:17:13
7	PIT	00:26,268	00:30,558	00:26,872	00:38,499	228,98 15:19:15
8	04:54,423	03:25,329	00:31,213	00:27,016	00:30,865	15:24:09
9	01:51,760	00:25,435	00:29,887	00:26,438	00:30,000	226,57 15:26:01
10	01:51,184	00:25,163	00:29,711	00:26,373	00:29,937	227,37 15:27:52
11	01:52,248	00:25,327	00:30,202	00:26,555	00:30,164	229,79 15:29:45
12	01:51,250	00:24,924	00:29,708	00:26,439	00:30,179	228,98 15:31:36
13	01:50,897	00:24,954	00:29,547	00:26,608	00:29,788	228,98 15:33:27
14	01:51,729	00:25,082	00:29,586	00:27,083	00:29,978	229,79 15:35:18
15	<b>01:50,465</b>	00:24,950	00:29,540	00:26,215	<b>00:29,760</b>	229,79 15:37:09
16	01:50,879	00:24,756	00:29,817	00:26,363	00:29,943	230,60 15:39:00
17	01:50,823	00:24,789	00:29,500	00:26,411	00:30,123	229,79 15:40:51
18	03:32,276	<b>00:24,717</b>	02:02,079	00:33,069	00:32,411	229,79 15:44:23
19	01:51,915	00:25,697	00:30,024	00:26,433	00:29,761	228,17 15:46:15

<b>32</b>	<b>PAZ, Mckinley</b>	Vr46 Master Camp Team				
	PHI	P.Vmax: 11 T. Ideal: 00:48,230				
Lap Time	Sector 1	Sector 2	Sector 3	Sector 4	V.Max	Hour
1	START	04:06,600	<b>00:01,610</b>	<b>00:01,840</b>	<b>00:19,706</b>	15:07:18
2	01:54,497	00:25,706	00:30,887	00:27,027	00:30,877	235,64 15:09:13
3	01:53,389	00:25,699	00:30,738	00:26,880	00:30,072	232,26 15:11:06
4	01:53,914	00:25,289	00:30,416	00:26,996	00:31,213	235,64 15:13:00
5	01:54,798	00:26,872	00:30,441	00:27,262	00:30,223	233,94 15:14:55
6	01:53,598	00:25,597	00:30,369	00:27,017	00:30,615	235,64 15:16:48
7	01:52,524	00:25,374	00:30,195	00:26,791	00:30,164	234,78 15:18:41
8	PIT	00:25,236	00:30,728	00:31,101	00:38,973	234,78 15:20:47
9	09:17,962	07:37,263	00:41,384	00:28,194	00:31,121	15:30:05
10	01:54,777	00:25,663	00:30,642	00:28,272	00:30,200	235,64 15:32:00
11	01:53,610	00:25,620	00:30,550	00:27,047	00:30,393	<b>236,50</b> 15:33:53
12	01:52,545	00:25,435	00:30,236	00:26,746	00:30,128	233,09 15:35:46
13	01:52,908	00:25,451	00:30,347	00:27,053	00:30,057	235,64 15:37:39
14	<b>01:52,405</b>	00:25,256	00:30,237	00:26,893	00:30,019	235,64 15:39:31
15	01:52,590	00:25,425	00:30,382	00:26,705	00:30,078	234,78 15:41:24
16	01:53,652	00:26,868	00:29,766	00:26,886	00:30,132	231,43 15:43:17
17	01:52,861	<b>00:25,074</b>	00:29,994	00:27,106	00:30,687	235,64 15:45:10

<b>34</b>	<b>TORRECILLAS, Carlos</b>	Easyrace Team				
	SPA	P.Vmax: 16 T. Ideal: 00:58,528				
Lap Time	Sector 1	Sector 2	Sector 3	Sector 4	V.Max	Hour

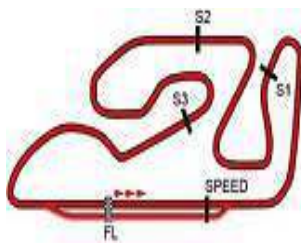
<b>35</b>	<b>WILFORD, Sam</b>	Agr Team				
	GBR	P.Vmax: 8 T. Ideal: 00:57,569				
Lap Time	Sector 1	Sector 2	Sector 3	Sector 4	V.Max	Hour
1	START	04:07,000	<b>00:01,770</b>	<b>00:01,600</b>	00:30,246	15:07:29
2	01:54,994	00:25,699	00:31,694	00:27,239	00:30,362	238,24 15:09:24
3	01:51,753	00:25,372	00:30,220	00:26,396	00:29,765	238,24 15:11:16
4	01:53,079	00:24,962	00:30,293	00:27,516	00:30,308	<b>239,11</b> 15:13:09
5	01:50,570	00:24,905	00:29,807	00:26,162	00:29,696	<b>239,11</b> 15:14:59
6	PIT	00:24,771	00:30,979	00:27,473	00:36,435	<b>239,11</b> 15:16:59
7	11:25,220	09:57,163	00:30,760	00:26,896	00:30,401	15:28:24
8	01:51,214	00:24,987	00:30,032	00:26,329	00:29,866	235,64 15:30:15
9	01:53,205	00:25,949	00:31,013	00:26,383	00:29,860	236,50 15:32:09
10	<b>01:50,355</b>	00:24,880	00:29,902	00:26,032	<b>00:29,541</b>	237,36 15:33:59
11	PIT	00:24,874	00:30,832	00:26,832	00:34,938	<b>239,11</b> 15:35:56
12	05:10,791	03:43,142	00:30,810	00:26,699	00:30,140	15:41:07
13	01:51,895	<b>00:24,658</b>	00:30,818	00:26,556	00:29,863	235,64 15:42:59
14	01:50,445	00:24,741	00:29,828	00:26,113	00:29,763	235,64 15:44:50
15	01:51,052	00:24,816	00:30,027	00:26,312	00:29,897	236,50 15:46:41

<b>36</b>	<b>KROEZE, Sander</b>	Easyrace Team				
	NED	P.Vmax: 16 T. Ideal: 00:46,986				
Lap Time	Sector 1	Sector 2	Sector 3	Sector 4	V.Max	Hour
1	START	04:06,520	<b>00:01,605</b>	<b>00:01,685</b>	<b>00:18,425</b>	15:07:17
2	01:55,075	00:26,324	00:30,882	00:27,112	00:30,757	225,00 15:09:12
3	01:54,358	00:25,877	00:30,949	00:26,955	00:30,577	228,17 15:11:06
4	01:53,690	00:25,782	00:30,282	00:26,810	00:30,816	227,37 15:13:00
5	01:54,038	00:25,876	00:30,561	00:27,112	00:30,489	<b>231,43</b> 15:14:54
6	01:53,066	00:25,468	00:30,165	00:26,813	00:30,620	227,37 15:16:47
7	PIT	00:25,977	00:30,448	00:27,729	00:36,716	226,57 15:18:48
8	07:23,393	05:49,039	00:35,493	00:27,885	00:30,976	15:26:11
9	01:53,927	00:25,855	00:30,975	00:26,743	00:30,354	225,00 15:28:05
10	01:53,463	00:25,572	00:30,226	00:26,835	00:30,830	225,00 15:29:58
11	01:55,258	00:26,478	00:31,786	00:26,549	00:30,445	224,22 15:31:54
12	01:52,445	00:25,552	00:30,182	00:26,627	00:30,084	227,37 15:33:46
13	01:51,841	00:25,657	00:30,046	00:26,259	00:29,879	225,78 15:35:38
14	<b>01:51,551</b>	00:25,394	00:29,903	00:26,387	00:29,867	225,78 15:37:29
15	01:51,649	<b>00:25,271</b>	00:29,847	00:26,486	00:30,045	225,00 15:39:21
16	01:57,188	00:28,420	00:31,110	00:27,366	00:30,292	224,22 15:41:18
17	01:52,753	00:25,443	00:30,090	00:26,496	00:30,724	227,37 15:43:11



HEADQUARTERS - Principe de Vergara, 183 - 28002 Madrid - Tel: +34 91 782 02 20

www.fimcevrepsol.com



Circuit Ricardo Tormo

FIM CEV REPSOL Circuit Ricardo Tormo Nov.21

ANALYSIS / SECTORS Qualifying Practice 2 Moto2

18 01:51,650 00:25,436 00:29,865 00:26,361 00:29,988 224,22 15:45:03

42 VUGRINEC, Martin		Mdr					
CRO		P.Vmax: 24		T. Ideal: 00:33,659			
Lap	Time	Sector 1	Sector 2	Sector 3	Sector 4	V.Max	Hour
1	START	04:05,950	<b>00:01,610</b>	<b>00:01,690</b>	<b>00:05,651</b>		15:07:03
2	01:53,808	00:25,881	00:30,601	00:27,007	00:30,319	221,92	15:08:57
3	01:51,484	00:25,306	00:30,142	00:26,315	00:29,721	223,45	15:10:48
4	01:51,746	00:25,287	00:30,183	00:26,434	00:29,842	<b>228,17</b>	15:12:40
5	PIT	00:25,255	00:30,439	00:28,883	00:39,193	225,00	15:14:44
6	07:06,750	05:38,465	00:31,292	00:26,937	00:30,056		15:21:51
7	01:51,190	00:25,053	00:29,906	00:26,236	00:29,995	221,92	15:23:42
8	01:50,567	00:25,067	00:29,764	00:26,151	00:29,585	221,16	15:25:32
9	PIT	00:24,986	00:30,022	00:26,733	00:39,808	223,45	15:27:34
10	03:12,104	01:45,140	00:30,348	00:26,570	00:30,046		15:30:46
11	01:50,208	00:24,888	00:29,732	00:26,023	00:29,565	223,45	15:32:36
12	01:50,431	<b>00:24,708</b>	00:29,537	00:26,009	00:30,177	224,22	15:34:27
13	<b>01:50,116</b>	00:24,798	00:29,623	00:26,048	00:29,647	223,45	15:36:17
14	PIT	00:24,982	00:29,573	00:26,342	00:38,368	224,22	15:38:16
15	03:01,405	01:30,917	00:33,870	00:26,729	00:29,889		15:41:18
16	PIT	00:24,832	00:29,618	00:26,332	01:02,330	223,45	15:43:41

44 ORGIS, Kevin		Avintia Esponsorama Junio					
GER		P.Vmax: 24		T. Ideal: 00:33,853			
Lap	Time	Sector 1	Sector 2	Sector 3	Sector 4	V.Max	Hour
1	START	04:05,790	<b>00:01,610</b>	<b>00:01,610</b>	<b>00:05,303</b>		15:07:03
2	01:56,280	00:26,265	00:31,687	00:27,268	00:31,060	225,78	15:08:59
3	01:54,533	00:25,885	00:31,125	00:26,841	00:30,682	226,57	15:10:53
4	01:54,124	00:25,725	00:30,799	00:26,743	00:30,857	225,78	15:12:48
5	PIT	00:26,204	00:32,197	00:27,186	00:40,619	225,00	15:14:54
6	11:54,652	10:25,898	00:31,465	00:26,753	00:30,536		15:26:48
7	01:53,366	00:25,695	00:30,536	00:26,682	00:30,453	226,57	15:28:42
8	01:52,736	00:25,383	00:30,334	00:26,469	00:30,550	227,37	15:30:34
9	01:52,731	00:25,383	00:30,336	00:26,585	00:30,427	227,37	15:32:27
10	01:52,035	00:25,451	00:30,253	00:26,366	00:29,965	227,37	15:34:19
11	<b>01:51,391</b>	<b>00:25,330</b>	00:29,872	00:26,216	00:29,973	227,37	15:36:11
12	PIT	00:25,335	00:31,161	00:27,924	00:37,477	<b>228,17</b>	15:38:13

45 ORGIS, Leon		Avintia Esponsorama Junio					
GER		P.Vmax: 18		T. Ideal: 00:31,710			
Lap	Time	Sector 1	Sector 2	Sector 3	Sector 4	V.Max	Hour
1	START	04:05,870	<b>00:01,370</b>	<b>00:01,690</b>	<b>00:03,957</b>		15:07:01
2	01:54,868	00:25,915	00:30,860	00:27,211	00:30,882	226,57	15:08:56
3	01:52,313	00:25,365	00:30,195	00:26,420	00:30,333	226,57	15:10:48
4	01:51,706	00:25,200	00:30,240	00:26,232	00:30,034	227,37	15:12:40
5	PIT	00:25,256	00:30,852	00:27,999	00:40,473	227,37	15:14:45
6	12:02,951	10:35,180	00:30,848	00:26,470	00:30,453		15:26:48
7	01:52,917	00:25,366	00:30,540	00:26,587	00:30,424	226,57	15:28:40
8	01:52,278	00:25,190	00:30,387	00:26,382	00:30,319	225,78	15:30:33
9	01:51,275	00:25,036	00:30,066	00:26,160	00:30,013	227,37	15:32:24
10	01:52,121	00:25,018	00:30,504	00:26,384	00:30,215	228,17	15:34:16
11	01:51,366	00:24,934	00:29,947	00:26,549	00:29,936	226,57	15:36:08
12	01:51,364	00:25,268	00:30,011	00:26,309	00:29,776	229,79	15:37:59
13	01:50,522	00:24,746	00:29,760	00:26,046	00:29,970	228,17	15:39:49
14	01:52,943	00:24,898	00:30,597	00:27,296	00:30,152	227,37	15:41:42
15	01:50,351	<b>00:24,693</b>	00:29,635	00:26,174	00:29,849	<b>230,60</b>	15:43:33
16	<b>01:50,237</b>	00:24,738	00:29,598	00:26,060	00:29,841	228,98	15:45:23

49 PÉREZ, Alex		Mdr Spaincircuits					
SPA		P.Vmax: 30		T. Ideal: 00:35,585			
Lap	Time	Sector 1	Sector 2	Sector 3	Sector 4	V.Max	Hour
1	START	04:05,790	<b>00:01,370</b>	<b>00:01,930</b>	<b>00:06,153</b>		15:07:04
2	02:02,153	00:30,747	00:32,107	00:27,891	00:31,408	<b>224,22</b>	15:09:06
3	02:14,853	00:26,239	00:31,637	00:45,359	00:31,618	223,45	15:11:21
4	PIT	02:48,452	00:36,927	00:32,054	00:43,058	222,68	15:16:01
5	PIT	05:57,554	00:33,660	00:29,170	00:39,968		15:23:41
6	03:39,242	02:07,205	00:32,071	00:28,359	00:31,607		15:27:21
7	01:58,387	00:27,005	00:31,727	00:28,280	00:31,375	221,16	15:29:19
8	01:57,228	00:26,496	00:31,726	00:27,656	00:31,350	221,92	15:31:16
9	01:56,588	00:26,577	00:31,270	00:27,602	00:31,139	223,45	15:33:13
10	01:56,680	00:26,643	00:31,000	00:27,807	00:31,230	223,45	15:35:09
11	01:56,179	<b>00:26,132</b>	00:31,125	00:27,644	00:31,278	222,68	15:37:06
12	01:56,485	00:26,459	00:31,410	00:27,492	00:31,124	221,16	15:39:02
13	01:57,715	00:26,528	00:31,858	00:28,046	00:31,283	222,68	15:41:00
14	02:14,194	00:26,552	00:31,710	00:44,135	00:31,797	223,45	15:43:14
15	<b>01:56,034</b>	00:26,601	00:31,072	00:27,523	00:30,838	222,68	15:45:10

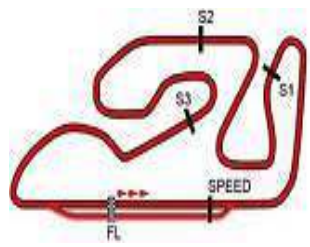
50 VOSTATEK, Ondrej		Fau55 Tey Racing					
CZE		P.Vmax: 21		T. Ideal: 00:35,546			
Lap	Time	Sector 1	Sector 2	Sector 3	Sector 4	V.Max	Hour
1	START	04:05,710	<b>00:01,610</b>	<b>00:01,850</b>	<b>00:06,638</b>		15:07:04
2	01:58,596	00:26,559	00:32,229	00:28,062	00:31,746	225,00	15:09:03
3	01:57,049	00:26,348	00:31,634	00:27,605	00:31,462	225,00	15:11:00
4	01:59,280	00:28,142	00:31,626	00:27,775	00:31,737	225,00	15:12:59
5	01:56,869	00:26,779	00:31,199	00:27,319	00:31,572	<b>228,98</b>	15:14:56
6	01:56,356	00:26,113	00:31,167	00:27,604	00:31,472	226,57	15:16:52
7	01:55,846	00:26,049	00:30,972	00:27,529	00:31,296	224,22	15:18:48
8	PIT	00:27,812	00:31,846	00:28,437	00:39,382	225,78	15:20:56
9	09:04,571	07:21,535	00:38,361	00:30,828	00:33,847		15:30:00
10	02:00,851	00:27,092	00:32,014	00:28,524	00:33,221	223,45	15:32:01
11	01:54,399	00:25,817	00:30,680	00:27,048	00:30,854	225,78	15:33:55
12	<b>01:53,754</b>	00:25,675	00:30,376	00:26,933	00:30,770	225,78	15:35:49
13	01:54,042	00:25,611	00:30,393	00:27,055	00:30,983	224,22	15:37:43
14	01:53,907	<b>00:25,448</b>	00:30,376	00:26,973	00:31,110	223,45	15:39:37
15	01:53,757	00:25,510	00:30,446	00:26,839	00:30,962	224,22	15:41:31
16	01:54,374	00:25,526	00:30,564	00:27,179	00:31,105	225,00	15:43:25
17	01:53,956	00:25,590	00:30,326	00:27,017	00:31,023	222,68	15:45:19

52 BOERBOOM, Jorel		Boerboom Racing					
NED		P.Vmax: 13		T. Ideal: 00:36,267			
Lap	Time	Sector 1	Sector 2	Sector 3	Sector 4	V.Max	Hour
1	START	04:06,030	<b>00:01,685</b>	<b>00:01,615</b>	<b>00:07,665</b>		15:07:05
2	01:55,959	00:25,984	00:31,378	00:27,571	00:31,026	233,94	15:09:01
3	01:54,879	00:25,638	00:31,020	00:27,311	00:30,910	233,94	15:10:56
4	01:54,561	00:25,712	00:31,162	00:27,222	00:30,465	234,78	15:12:51
5	01:53,598	<b>00:25,302</b>	00:30,639	00:26,947	00:30,710	234,78	15:14:44
6	01:53,845	00:25,579	00:30,676	00:27,063	00:30,527	233,94	15:16:38
7	01:53,955	00:25,701	00:30,541	00:27,173	00:30,540	233,94	15:18:32
8	01:53,765	00:25,589	00:30,613	00:27,038	00:30,525	<b>235,64</b>	15:20:26
9	<b>01:52,975</b>	00:25,378	00:30,534	00:26,823	00:30,240	234,78	15:22:19
10	01:53,216	00:25,585	00:30,370	00:26,967	00:30,294	234,78	15:24:12
11	PIT	00:25,346	00:30,549	00:27,207	00:40,476	234,78	15:26:16
12	08:20,232	06:48,555	00:33,060	00:27,877	00:30,740		15:34:36
13	01:54,841	00:25,777	00:31,101	00:27,374	00:30,589	233,94	15:36:31
14	01:53,489	00:25,601	00:30,742	00:26,952	00:30,194	234,78	15:38:24
15	01:53,027	00:25,457	00:30,509	00:26,934	00:30,127	234,78	15:40:17



HEADQUARTERS - Príncipe de Vergara, 183 - 28002 Madrid - Tel: +34 91 782 02 20

www.fimcevrepsol.com



**Circuit Ricardo Tormo**

19-20-21 NOVEMBER 2021

**Circuit Ricardo Tormo**

**FIM CEV REPSOL Circuit Ricardo Tormo Nov.21**

**ANALYSIS / SECTORS Qualifying Practice 2 Moto2**

16	01:52,990	00:25,495	00:30,564	00:26,996	00:29,935	233,94	15:42:10
17	01:54,106	00:25,980	00:30,604	00:27,214	00:30,308	234,78	15:44:04
18	01:53,296	00:25,378	00:30,732	00:26,942	00:30,244	<b>235,64</b>	15:45:58

54		ALDEGUER, Fermin		Boscoscuro Team Ciatti			
SPA		P.Vmax: 5		T. Ideal: 01:47,470			
Lap	Time	Sector 1	Sector 2	Sector 3	Sector 4	V.Max	Hour
1	START	18:32,409	00:32,418	00:27,126	00:29,897		15:22:50
2	01:50,286	00:24,543	00:30,098	00:26,094	00:29,551	238,24	15:24:40
3	PIT	00:24,141	00:29,881	00:27,190	00:36,307	239,11	15:26:38
4	05:20,513	03:53,389	00:31,067	00:26,300	00:29,757		15:31:58
5	01:48,740	00:24,384	00:29,390	00:25,721	00:29,245	238,24	15:33:47
6	01:48,413	00:24,305	00:29,324	00:25,650	00:29,134	<b>240,00</b>	15:35:36
7	<b>01:47,597</b>	00:24,192	<b>00:29,051</b>	<b>00:25,460</b>	<b>00:28,894</b>	<b>240,00</b>	15:37:23
8	PIT	<b>00:24,065</b>	02:30,872	00:34,730	00:41,471	<b>240,00</b>	15:41:34

2	02:04,314	00:28,126	00:33,684	00:29,853	00:32,651	228,98	15:09:57
3	02:00,252	00:26,647	00:32,340	00:29,235	00:32,030	<b>229,79</b>	15:11:57
4	01:59,923	00:26,662	00:32,243	00:29,202	00:31,816	<b>229,79</b>	15:13:57
5	PIT	00:26,735	00:35,150	00:52,175	00:47,702	<b>229,79</b>	15:16:39
6	14:41,799	13:04,607	00:34,721	00:30,172	00:32,299		15:31:21
7	02:00,805	00:27,147	00:32,399	00:29,311	00:31,948	228,98	15:33:21
8	01:59,164	00:26,628	00:32,238	00:28,950	00:31,348	228,98	15:35:21
9	<b>01:57,338</b>	00:26,199	00:31,905	00:28,209	00:31,025	228,98	15:37:18
10	01:57,551	<b>00:26,047</b>	00:31,709	00:28,733	00:31,062	228,17	15:39:15
11	01:58,360	00:26,977	00:31,910	00:28,510	<b>00:30,963</b>	228,98	15:41:14
12	01:57,393	00:26,472	00:31,608	00:28,064	00:31,249	227,37	15:43:11
13	01:58,324	00:26,768	00:32,000	00:28,136	00:31,420	228,98	15:45:10

55		TOLEDO, Alex		Easyrace Team			
SPA		P.Vmax: 1		T. Ideal: 00:52,626			
Lap	Time	Sector 1	Sector 2	Sector 3	Sector 4	V.Max	Hour
1	START	04:06,760	<b>00:01,770</b>	<b>00:01,680</b>	<b>00:24,597</b>		15:07:23
2	01:53,670	00:25,288	00:30,672	00:27,488	00:30,222	237,36	15:09:17
3	01:50,808	00:24,736	00:30,028	00:26,391	00:29,653	<b>242,70</b>	15:11:08
4	01:51,483	00:24,887	00:29,869	00:26,658	00:30,069	239,11	15:12:59
5	01:51,468	00:25,388	00:30,348	00:26,101	00:29,631	240,00	15:14:51
6	01:50,336	00:24,848	00:29,673	00:26,201	00:29,614	237,36	15:16:41
7	01:50,853	00:24,962	00:29,631	00:26,312	00:29,948	237,36	15:18:32
8	01:50,913	00:24,916	00:29,824	00:26,258	00:29,915	236,50	15:20:23
9	01:50,281	00:24,822	00:29,648	00:26,248	00:29,563	235,64	15:22:13
10	PIT	00:26,373	00:30,194	00:27,517	00:38,226	234,78	15:24:15
11	11:38,137	10:10,971	00:30,696	00:26,544	00:29,926		15:35:53
12	01:50,760	00:24,777	00:29,991	00:26,254	00:29,738	238,24	15:37:44
13	01:50,645	00:24,688	00:30,164	00:26,208	00:29,585	237,36	15:39:35
14	<b>01:49,784</b>	<b>00:24,579</b>	00:29,572	00:26,160	00:29,473	239,11	15:41:25
15	01:49,831	00:24,659	00:29,699	00:26,021	00:29,452	237,36	15:43:14
16	01:50,610	00:24,716	00:29,924	00:26,275	00:29,695	240,00	15:45:05

88		CZYBA, Nicolas C.		H43 Escudieras			
GER		P.Vmax: 21		T. Ideal: 00:38,167			
Lap	Time	Sector 1	Sector 2	Sector 3	Sector 4	V.Max	Hour
1	START	04:06,030	<b>00:01,780</b>	<b>00:01,600</b>	<b>00:09,432</b>		15:07:07
2	01:56,789	00:26,654	00:31,431	00:27,400	00:31,304	224,22	15:09:04
3	01:56,694	00:26,106	00:31,222	00:27,937	00:31,429	228,17	15:11:01
4	01:56,604	00:26,952	00:31,174	00:27,397	00:31,081	<b>228,98</b>	15:12:57
5	01:59,455	00:30,028	00:31,121	00:27,315	00:30,991	225,78	15:14:57
6	01:55,863	00:26,094	00:30,749	00:27,360	00:31,660	<b>228,98</b>	15:16:53
7	01:55,819	00:25,991	00:30,874	00:27,536	00:31,418	227,37	15:18:48
8	PIT	00:28,217	00:31,996	00:28,293	00:40,606	226,57	15:20:57
9	08:24,928	06:52,931	00:32,559	00:28,157	00:31,281		15:29:22
10	01:56,272	00:26,118	00:30,827	00:28,328	00:30,999	225,78	15:31:19
11	01:54,374	00:25,961	00:30,535	00:27,027	00:30,851	225,78	15:33:13
12	01:54,280	00:26,046	00:30,654	00:26,967	00:30,613	225,78	15:35:07
13	01:53,483	00:25,653	00:30,422	00:26,789	00:30,619	224,22	15:37:01
14	01:53,549	00:25,623	00:30,386	00:26,814	00:30,726	224,22	15:38:54
15	01:53,644	00:25,614	00:30,417	00:26,864	00:30,749	224,22	15:40:48
16	01:52,871	00:25,526	00:30,220	00:26,558	00:30,567	224,22	15:42:41
17	<b>01:52,457</b>	<b>00:25,355</b>	00:30,106	00:26,511	00:30,485	223,45	15:44:33
18	02:04,877	00:31,680	00:33,183	00:28,207	00:31,807	223,45	15:46:38

69		MONTERO, Eduardo		Fau55 Tey Racing			
SPA		P.Vmax: 28		T. Ideal: 00:38,174			
Lap	Time	Sector 1	Sector 2	Sector 3	Sector 4	V.Max	Hour
1	START	04:05,950	<b>00:01,690</b>	<b>00:01,690</b>	<b>00:09,131</b>		15:07:07
2	01:56,742	00:26,735	00:31,488	00:27,209	00:31,310	222,68	15:09:03
3	01:59,395	00:26,147	00:31,210	00:28,794	00:33,244	224,22	15:11:03
4	01:55,981	00:25,952	00:30,823	00:27,819	00:31,387	225,78	15:12:59
5	01:55,349	00:26,173	00:30,967	00:27,094	00:31,115	223,45	15:14:54
6	<b>01:53,899</b>	<b>00:25,663</b>	00:30,553	00:27,046	00:30,637	<b>227,37</b>	15:16:48
7	01:54,531	00:26,099	00:30,673	00:26,998	00:30,761	225,00	15:18:43
8	01:53,958	00:25,796	00:30,387	00:26,934	00:30,841	224,22	15:20:37
9	01:53,903	00:25,849	00:30,527	00:26,884	00:30,643	223,45	15:22:30
10	PIT	00:30,172	00:32,671	00:28,333	00:37,478	223,45	15:24:39
11	11:40,170	09:50,849	00:40,220	00:34,978	00:34,123		15:36:19
12	01:58,353	00:27,284	00:32,315	00:27,539	00:31,215	223,45	15:38:18
13	01:54,819	00:26,000	00:30,995	00:26,970	00:30,854	223,45	15:40:12
14	01:54,142	00:25,839	00:30,580	00:26,984	00:30,739	224,22	15:42:07
15	01:54,727	00:25,799	00:30,847	00:27,353	00:30,728	223,45	15:44:01
16	01:54,560	00:25,833	00:30,696	00:27,355	00:30,676	224,22	15:45:56

90		DAVIS, Jamie		Fifty Motorsport			
GBR		P.Vmax: 28		T. Ideal: 01:53,540			
Lap	Time	Sector 1	Sector 2	Sector 3	Sector 4	V.Max	Hour
1	START	05:02,269	00:37,867	00:31,515	00:33,412		15:09:33
2	02:02,599	00:27,760	00:33,642	00:29,065	00:32,132	225,78	15:11:36
3	01:57,479	00:26,498	00:31,778	00:28,053	00:31,150	225,78	15:13:33
4	01:55,795	00:25,913	00:31,081	00:27,917	00:30,884	226,57	15:15:29
5	01:55,983	00:26,037	00:31,416	00:27,721	00:30,809	226,57	15:17:25
6	01:54,588	00:25,712	00:30,887	00:27,353	00:30,636	225,78	15:19:20
7	PIT	00:27,387	00:31,908	00:28,522	00:38,435	225,78	15:21:26
8	07:00,098	05:28,849	00:32,350	00:27,963	00:30,936		15:28:26
9	01:56,284	00:26,209	00:31,458	00:27,807	00:30,810	225,00	15:30:22
10	01:54,785	00:25,594	00:30,943	00:27,664	00:30,584	225,00	15:32:17
11	<b>01:53,847</b>	<b>00:25,325</b>	00:30,836	<b>00:27,207</b>	<b>00:30,479</b>	225,78	15:34:11
12	01:55,567	00:25,909	00:31,335	00:27,738	00:30,585	226,57	15:36:07
13	PIT	00:25,402	<b>00:30,529</b>	00:30,956	00:37,034	<b>227,37</b>	15:38:11
14	04:02,476	02:31,139	00:32,816	00:27,841	00:30,680		15:42:13
15	01:54,513	00:25,475	00:30,759	00:27,703	00:30,576	226,57	15:44:08
16	01:54,157	00:25,423	00:30,817	00:27,397	00:30,520	226,57	15:46:02

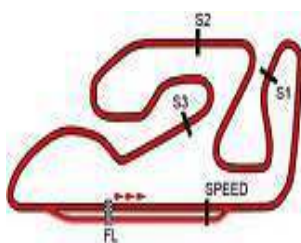
71		FARACI, S. Christian		Sf Racing			
ITA		P.Vmax: 19		T. Ideal: 01:19,328			
Lap	Time	Sector 1	Sector 2	Sector 3	Sector 4	V.Max	Hour
1	START	04:07,810	<b>00:02,080</b>	<b>00:20,238</b>	00:34,158		15:07:53

91		PÉREZ, Diego		Bultaco Racing			
SPA		P.Vmax: 11		T. Ideal: 00:58,078			
Lap	Time	Sector 1	Sector 2	Sector 3	Sector 4	V.Max	Hour
1	START	04:06,920	<b>00:01,930</b>	<b>00:01,680</b>	00:30,234		15:07:29



HEADQUARTERS - Principe de Vergara, 183 - 28002 Madrid - Tel: +34 91 782 02 20

www.fimcevrepsol.com



Circuit Ricardo Tormo

**FIM CEV REPSOL Circuit Ricardo Tormo Nov.21**

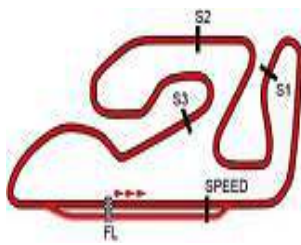
**ANALYSIS / SECTORS Qualifying Practice 2 Moto2**

2	01:53,653	00:25,666	00:30,805	00:27,056	00:30,126	<b>236,50</b>	15:09:23
3	01:51,286	00:24,975	00:29,873	00:26,398	00:30,040	232,26	15:11:14
4	01:51,797	00:25,144	00:30,052	00:26,521	00:30,080	233,09	15:13:06
5	PIT	00:24,853	00:30,230	00:27,512	00:37,110	232,26	15:15:05
6	10:50,202	09:17,796	00:33,894	00:28,264	00:30,248		15:25:56
7	01:50,761	00:24,984	00:29,472	00:26,578	00:29,727	229,79	15:27:46
8	01:50,953	00:24,800	00:29,666	00:26,354	00:30,133	231,43	15:29:37
9	01:50,992	00:24,895	00:29,449	00:26,464	00:30,184	231,43	15:31:28
10	PIT	00:24,971	00:29,925	00:26,629	00:35,849	231,43	15:33:26
11	05:03,015	03:33,222	00:30,534	00:27,865	00:31,394		15:38:29
12	01:51,428	00:24,878	00:30,436	00:26,338	00:29,776	233,09	15:40:20
13	01:50,685	00:24,856	00:29,685	00:26,441	<b>00:29,703</b>	231,43	15:42:11
14	<b>01:50,427</b>	00:24,871	00:29,612	00:26,228	00:29,716	232,26	15:44:01
15	01:50,817	<b>00:24,765</b>	00:29,589	00:26,478	00:29,985	231,43	15:45:52



HEADQUARTERS - Príncipe de Vergara, 183 - 28002 Madrid - Tel.: +34 91 782 02 20

[www.fimcevrepso.com](http://www.fimcevrepso.com)



Circuit Ricardo Tormo

FIM CEV REPSOL Circuit Ricardo Tormo Nov.21

VELOCIDAD EN SECTORES Qualifying Practice 2 Moto2

3 - TULOVIC, Lukas		P.Vmax: 4				T. Ideal: 01:02,843		
Lap	Time	Vel. S1	Vel. S2	Vel. S3	Vel. S4	Avg spd	V.Max	Hour
1	START	15,41			139,44	50,45		15:07:34
2	01:51,764	150,83	113,70	114,12	139,40	129,00	238,24	15:09:26
3	01:51,255	152,07	115,23	115,71	137,24	129,59	238,24	15:11:17
4	<b>01:50,878</b>	152,55	116,06	113,52	<b>140,00</b>	<b>130,03</b>	<b>240,89</b>	15:13:08
5	17:17,503	4,03	107,40	109,91	135,45	13,90	239,11	15:30:25
6	01:52,955	146,55	112,91	113,58	138,85	127,64	234,78	15:32:18
7	01:50,987	152,45	115,12	115,14	138,92	129,91	238,24	15:34:09
8	01:52,114	150,31	112,82	115,01	138,31	128,60	237,36	15:36:02
9	PIT	151,42	115,13	115,86	115,89	123,35	238,24	15:37:58
10	03:37,148	29,67	110,57	112,44	135,66	66,40		15:41:36
11	01:51,680	151,38	114,00	115,31	137,71	129,10	236,50	15:43:27
12	01:54,056	<b>153,73</b>	110,24	111,78	133,69	126,41	238,24	15:45:21

4	01:51,125	154,53	114,28	115,73	137,13	129,75	240,00	15:13:01
5	01:52,829	150,51	112,63	113,52	136,71	127,79	240,00	15:14:54
6	01:50,238	153,18	115,80	116,53	139,58	130,79	239,11	15:16:44
7	01:49,990	152,22	116,03	117,77	139,91	131,08	240,89	15:18:34
8	01:50,341	153,20	116,42	115,93	138,97	130,67	237,36	15:20:24
9	01:49,355	154,80	116,98	117,31	140,29	131,85	237,36	15:22:14
10	PIT	143,95	111,81	113,20	105,96	117,19	238,24	15:24:17
11	08:10,693	9,52	106,53	109,92	136,88	29,38		15:32:27
12	01:51,112	151,66	114,05	115,22	140,19	129,76	238,24	15:34:18
13	01:49,415	154,54	117,09	116,97	140,42	131,77	239,11	15:36:08
14	01:49,684	154,80	115,25	116,89	141,27	131,45	240,00	15:37:57
15	01:49,686	154,96	116,20	116,44	140,44	131,45	239,11	15:39:47
16	01:54,600	131,52	114,61	116,00	140,38	125,81	237,36	15:41:42
17	<b>01:49,166</b>	<b>155,87</b>	117,35	117,11	140,14	<b>132,07</b>	237,36	15:43:31

5 - OTTAVIANI, Luca		P.Vmax: 21				T. Ideal: 00:58,546		
Lap	Time	Vel. S1	Vel. S2	Vel. S3	Vel. S4	Avg spd	V.Max	Hour
1	START	15,48			123,17	50,78		15:07:32
2	01:57,797	141,53	107,96	108,54	133,12	122,40	227,37	15:09:30
3	01:54,368	145,34	110,86	113,40	136,15	126,07	228,17	15:11:24
4	01:53,156	148,89	113,84	115,42	133,10	127,42	228,17	15:13:18
5	02:04,130	130,52	97,60	104,26	135,19	116,15	223,45	15:15:22
6	01:51,500	150,87	114,76	116,04	137,24	129,31	228,17	15:17:13
7	PIT	139,96	108,58	106,63	95,85	110,51	226,57	15:19:24
8	15:36,668	4,54	106,23	91,38	135,83	15,39		15:35:00
9	01:51,599	150,54	114,21	116,20	137,55	129,19	228,17	15:36:52
10	01:51,258	151,82	115,97	115,79	136,46	129,59	227,37	15:38:43
11	02:00,043	131,93	110,92	104,31	133,14	120,11	225,00	15:40:43
12	01:50,393	152,43	116,76	116,13	138,70	130,61	226,57	15:42:34
13	<b>01:49,962</b>	<b>152,76</b>	116,46	117,41	<b>139,49</b>	<b>131,12</b>	228,17	15:44:24
14	01:53,290	148,52	114,89	113,33	133,71	127,27	<b>228,98</b>	15:46:17

9 - KUBO, Keminth		P.Vmax: 3				T. Ideal: 00:44,091		
Lap	Time	Vel. S1	Vel. S2	Vel. S3	Vel. S4	Avg spd	V.Max	Hour
1	START	15,48			<b>259,31</b>	54,28		15:07:14
2	01:53,870	149,28	109,91	112,57	137,39	126,62	236,50	15:09:08
3	01:52,384	151,49	111,78	114,68	137,80	128,29	<b>241,79</b>	15:11:00
4	01:53,088	144,80	113,00	113,99	139,14	127,49	239,11	15:12:53
5	01:50,956	151,28	115,57	115,84	138,68	129,94	238,24	15:14:44
6	<b>01:50,646</b>	153,06	115,30	116,01	138,90	<b>130,31</b>	237,36	15:16:35
7	PIT	117,86	113,19	116,24	106,53	112,98	236,50	15:18:42
8	10:38,286	6,98	105,66	107,48	133,99	22,59		15:29:21
9	01:54,871	146,06	110,91	112,12	134,64	125,51	236,50	15:31:16
10	01:51,318	151,04	114,94	114,91	138,94	129,52	234,78	15:33:07
11	01:51,249	152,60	114,75	114,93	138,26	129,60	234,78	15:34:58
12	PIT	150,15	115,20	114,92	116,70	123,18	236,50	15:36:55
13	03:56,696	25,91	108,30	110,44	136,70	60,91		15:40:52
14	01:51,190	152,29	113,94	115,10	139,59	129,67	236,50	15:42:43
15	01:50,883	<b>153,25</b>	115,59	115,34	138,02	130,03	237,36	15:44:34
16	01:51,188	152,81	114,49	115,40	138,20	129,67	235,64	15:46:25

6 - HOSCIUC, Jacopo A.		P.Vmax: 24				T. Ideal: 00:51,803		
Lap	Time	Vel. S1	Vel. S2	Vel. S3	Vel. S4	Avg spd	V.Max	Hour
1	START	15,50			<b>182,95</b>	52,91		15:07:21
2	01:56,511	146,29	107,92	111,72	131,53	123,75	222,68	15:09:17
3	01:55,938	147,34	108,34	111,76	132,60	124,36	<b>228,17</b>	15:11:13
4	01:57,569	148,04	108,33	108,09	129,17	122,63	223,45	15:13:11
5	01:55,729	147,13	109,41	111,73	132,36	124,58	227,37	15:15:07
6	01:55,843	146,17	110,48	111,41	131,64	124,46	225,00	15:17:02
7	01:55,201	148,76	110,96	111,36	131,90	125,16	223,45	15:18:58
8	01:54,696	148,69	111,86	111,88	132,51	125,71	225,00	15:20:52
9	PIT	147,58	111,00	111,06	99,91	114,90	223,45	15:22:58
10	05:59,069	14,26	106,82	109,36	131,32	40,15		15:28:57
11	01:55,312	148,07	110,78	110,99	132,55	125,03	222,68	15:30:52
12	01:54,661	149,59	111,99	111,97	131,76	125,74	225,00	15:32:47
13	01:55,238	146,89	110,64	112,23	132,63	125,11	221,16	15:34:42
14	01:55,104	148,59	111,06	112,00	131,67	125,26	222,68	15:36:37
15	01:55,510	145,94	110,15	112,06	132,94	124,82	223,45	15:38:33
16	01:56,208	146,92	108,05	111,63	132,26	124,07	224,22	15:40:29
17	01:55,068	146,20	111,74	111,92	132,89	125,30	221,92	15:42:24
18	<b>01:53,684</b>	149,66	113,24	112,44	133,96	<b>126,83</b>	221,92	15:44:18
19	01:54,190	<b>149,69</b>	112,09	111,84	133,71	126,26	222,68	15:46:12

11 - ESCRIG, Alex		P.Vmax: 19				T. Ideal: 00:29,739		
Lap	Time	Vel. S1	Vel. S2	Vel. S3	Vel. S4	Avg spd	V.Max	Hour
1	START	15,54				57,53		15:06:59
2	01:52,187	150,46	112,25	115,76	137,77	128,52	226,57	15:08:51
3	01:51,852	152,74	112,05	116,09	137,48	128,90	228,17	15:10:43
4	PIT	152,50	112,75	113,12	106,61	119,09	227,37	15:12:44
5	05:20,237	16,44	110,40	113,44	136,86	45,02		15:18:04
6	01:51,451	153,04	114,45	115,30	136,98	129,37	228,17	15:19:56
7	01:50,506	153,93	115,23	116,89	138,06	130,47	227,37	15:21:46
8	<b>01:50,474</b>	<b>154,63</b>	114,82	117,08	138,00	<b>130,51</b>	228,98	15:23:37
9	01:50,564	153,64	115,20	116,49	138,47	130,40	228,17	15:25:27
10	PIT	149,32	108,31	107,27	101,31	114,12	<b>229,79</b>	15:27:34
11	08:42,290	9,17	91,03	83,32	129,07	27,61		15:36:16
12	01:54,724	145,80	110,44	112,90	135,26	125,68	227,37	15:38:11
13	01:53,300	151,22	111,67	114,07	134,66	127,26	228,17	15:40:04
14	PIT	151,66	113,65	111,26	116,43	122,02	227,37	15:42:02
15	02:46,207	51,25	109,31	112,04	124,36	86,75		15:44:48
16	01:52,340	151,43	113,11	114,15	136,96	128,34	226,57	15:46:41

7 - MOHD, Adam		P.Vmax: 1				T. Ideal: 00:52,643		
Lap	Time	Vel. S1	Vel. S2	Vel. S3	Vel. S4	Avg spd	V.Max	Hour
1	START	15,47			<b>166,81</b>	52,46		15:07:23
2	01:54,463	147,31	111,43	112,78	134,13	125,96	236,50	15:09:18
3	01:52,060	147,92	113,76	115,73	138,53	128,66	<b>242,70</b>	15:11:10

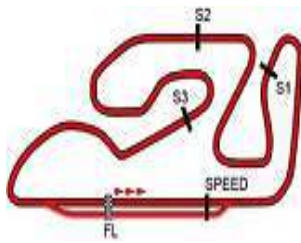
13 - RATO, Mattia		P.Vmax: 8				T. Ideal: 00:43,514		
Lap	Time	Vel. S1	Vel. S2	Vel. S3	Vel. S4	Avg spd	V.Max	Hour
1	START	15,49			<b>268,60</b>	54,41		15:07:13
2	01:54,438	147,15	109,35	112,97	136,78	125,99	234,78	15:09:08
3	01:52,781	149,63	112,02	113,60	138,28	127,84	238,24	15:11:00
4	01:52,179	151,15	112,96	114,94	137,26	128,53	238,24	15:12:53



HEADQUARTERS - Principe de Vergara, 183 - 28002 Madrid - Tel: +34 91 782 02 20

www.fimcevrepsol.com





Circuit Ricardo Tormo

FIM CEV REPSOL Circuit Ricardo Tormo Nov.21

VELOCIDAD EN SECTORES Qualifying Practice 2 Moto2

5	01:54,445	140,69	112,61	113,14	137,84	125,98	237,36	15:14:47	2	01:52,900	150,81	110,95	114,59	137,11	127,71	235,64	15:09:21
6	01:51,589	151,25	113,95	115,25	138,35	129,21	237,36	15:16:39	3	PIT	155,08	113,47	115,18	105,47	119,75	238,24	15:11:22
7	PIT	123,51	112,34	115,35	108,35	114,51	238,24	15:18:45	4	05:45,464	14,89	106,28	111,71	138,88	41,74		15:17:07
8	10:00,142	7,46	109,72	113,00	135,63	24,02		15:28:45	5	01:49,711	157,25	115,44	117,48	138,47	131,42	237,36	15:18:57
9	01:52,341	150,78	112,50	114,55	137,80	128,34	236,50	15:30:37	6	01:48,877	<b>158,81</b>	116,53	117,26	140,19	132,42	237,36	15:20:46
10	01:51,559	151,65	114,33	114,42	138,62	129,24	237,36	15:32:29	7	01:48,840	158,05	116,57	117,98	140,13	132,47	238,24	15:22:34
11	01:50,634	152,41	114,96	116,20	139,68	130,32	<b>239,11</b>	15:34:19	8	01:53,080	149,07	109,51	115,07	139,01	127,50	239,11	15:24:28
12	<b>01:50,527</b>	153,23	115,23	116,18	139,24	<b>130,45</b>	<b>239,11</b>	15:36:10	9	01:48,471	157,13	116,13	119,33	141,71	132,92	237,36	15:26:16
13	01:50,540	<b>153,39</b>	115,51	116,22	138,68	130,43	238,24	15:38:00	10	PIT	138,86	113,70	113,16	114,66	119,60	239,11	15:28:17
14	02:04,360	104,97	111,79	115,10	133,74	115,94	237,36	15:40:05	11	08:14,258	9,40	108,84	113,87	136,95	29,17		15:36:31
15	01:51,131	152,40	115,07	114,99	138,51	129,74	236,50	15:41:56	12	01:48,530	156,45	117,11	118,97	141,11	132,85	<b>240,00</b>	15:38:19
16	01:51,354	153,25	114,15	115,18	137,74	129,48	235,64	15:43:47	13	01:49,449	155,97	115,84	117,83	139,78	131,73	<b>240,00</b>	15:40:09
17	01:51,083	153,30	114,83	115,25	138,06	129,79	237,36	15:45:38	14	01:47,790	157,39	118,14	119,35	142,35	133,76	239,11	15:41:57
									15	01:47,696	157,93	118,58	119,34	141,88	133,88	<b>240,00</b>	15:43:44
									16	<b>01:47,452</b>	158,07	118,66	119,46	<b>142,76</b>	<b>134,18</b>	239,11	15:45:32

<b>18 - CARDELUS, Xavier</b>								P.Vmax: 8	T. Ideal: 00:51,350
Lap	Time	Vel. S1	Vel. S2	Vel. S3	Vel. S4	Avg spd	V.Max	Hour	

1	START	15,47			<b>175,60</b>	52,71		15:07:22
2	01:54,882	147,14	110,41	110,84	135,76	125,50	235,64	15:09:17
3	01:51,449	152,05	114,15	114,48	138,98	129,37	236,50	15:11:08
4	01:51,541	153,43	114,75	115,38	135,85	129,26	237,36	15:13:00
5	01:52,019	149,51	113,42	115,71	137,88	128,71	<b>239,11</b>	15:14:52
6	01:50,245	153,39	115,64	116,41	139,71	130,78	234,78	15:16:42
7	PIT	153,81	115,08	114,97	110,74	121,81	236,50	15:18:40
8	10:25,450	7,12	109,45	113,75	132,72	23,05		15:29:06
9	01:51,114	153,53	114,99	114,67	138,17	129,76	231,43	15:30:57
10	01:49,995	154,83	115,85	116,21	139,76	131,08	235,64	15:32:47
11	02:01,187	155,22	116,33	80,83	140,12	118,97	235,64	15:34:48
12	01:50,195	155,44	116,51	116,05	137,74	130,84	235,64	15:36:38
13	01:49,888	154,14	116,88	116,04	139,71	131,21	236,50	15:38:28
14	01:49,947	154,14	116,44	116,39	139,60	131,14	235,64	15:40:18
15	01:50,532	153,95	114,38	115,70	140,24	130,44	235,64	15:42:09
16	<b>01:49,882</b>	<b>155,72</b>	116,16	116,29	139,16	<b>131,21</b>	235,64	15:43:58
17	01:50,555	154,29	115,24	115,43	139,10	130,41	235,64	15:45:49

<b>20 - EKKY, Dimas</b>								P.Vmax: 13	T. Ideal: 00:47,519
Lap	Time	Vel. S1	Vel. S2	Vel. S3	Vel. S4	Avg spd	V.Max	Hour	

1	START	15,47			<b>212,64</b>	53,54		15:07:18
2	01:53,923	147,76	111,35	113,04	135,99	126,56	229,79	15:09:11
3	01:53,487	149,72	111,25	113,90	135,65	127,05	232,26	15:11:05
4	01:53,944	151,05	111,81	113,76	132,15	126,54	233,94	15:12:59
5	01:52,849	150,47	112,05	115,05	135,75	127,76	233,94	15:14:52
6	01:51,830	150,96	113,69	115,61	137,41	128,93	233,09	15:16:44
7	PIT	149,37	113,34	115,21	104,77	118,54	233,09	15:18:45
8	07:32,577	10,66	100,33	102,08	134,80	31,86		15:26:18
9	01:51,734	149,92	114,51	115,67	137,59	129,04	233,94	15:28:10
10	01:51,186	153,23	114,54	116,55	136,64	129,67	233,94	15:30:01
11	01:52,286	151,48	113,53	114,07	136,75	128,40	233,94	15:31:53
12	01:50,965	<b>153,60</b>	114,94	116,00	137,46	129,93	233,94	15:33:44
13	01:56,312	131,30	112,11	114,62	137,21	123,96	233,09	15:35:40
14	01:51,158	152,00	114,69	116,37	137,70	129,71	<b>235,64</b>	15:37:31
15	<b>01:50,913</b>	151,90	115,32	116,34	138,17	<b>129,99</b>	<b>235,64</b>	15:39:22
16	01:51,516	152,43	113,99	116,01	136,96	129,29	234,78	15:41:14
17	01:51,269	152,37	114,58	115,81	137,62	129,58	234,78	15:43:05
18	01:51,351	152,71	114,71	116,11	136,52	129,48	233,09	15:44:56
19	01:51,087	152,95	114,86	116,29	137,19	129,79	233,94	15:46:48

<b>21 - LÓPEZ, Alonso</b>								P.Vmax: 5	T. Ideal: 00:56,351
Lap	Time	Vel. S1	Vel. S2	Vel. S3	Vel. S4	Avg spd	V.Max	Hour	

1	START	15,46			138,82	51,50		15:07:28
---	-------	-------	--	--	--------	-------	--	----------

<b>23 - HADA, Taiga</b>								P.Vmax: 5	T. Ideal: 00:57,776
Lap	Time	Vel. S1	Vel. S2	Vel. S3	Vel. S4	Avg spd	V.Max	Hour	

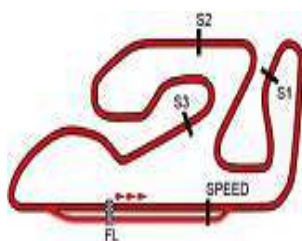
1	START	15,46			134,71	51,33		15:07:29
2	01:54,251	146,96	111,54	111,71	136,35	126,20	234,78	15:09:23
3	01:51,300	152,07	114,95	114,27	138,90	129,54	238,24	15:11:15
4	01:51,805	152,59	114,63	112,49	138,50	128,96	238,24	15:13:07
5	01:50,913	152,43	116,33	114,04	139,02	129,99	238,24	15:14:57
6	PIT	145,54	111,37	110,34	114,61	119,53	<b>240,00</b>	15:16:58
7	10:18,534	7,21	108,51	110,69	136,36	23,31		15:27:17
8	01:52,886	150,57	113,38	112,26	136,85	127,72	233,09	15:29:09
9	01:52,058	150,57	114,11	113,34	138,57	128,67	235,64	15:31:02
10	01:51,215	151,92	115,33	113,89	139,38	129,64	236,50	15:32:53
11	PIT	153,68	113,58	111,05	115,63	122,04	237,36	15:34:51
12	06:01,385	14,07	107,98	109,20	135,13	39,90		15:40:52
13	01:51,783	152,05	113,31	113,92	139,05	128,98	237,36	15:42:44
14	<b>01:50,324</b>	<b>153,71</b>	115,45	116,02	<b>139,73</b>	<b>130,69</b>	236,50	15:44:34
15	01:51,797	153,34	115,00	113,05	136,91	128,97	236,50	15:46:26

<b>30 - REHACEK, Filip</b>								P.Vmax: 24	T. Ideal: 01:11,007
Lap	Time	Vel. S1	Vel. S2	Vel. S3	Vel. S4	Avg spd	V.Max	Hour	

1	START	15,43			<b>234,87</b>	122,98	48,69	15:07:44
2	02:01,546	137,70	102,19	106,87	129,93	118,62	224,22	15:09:46
3	01:57,934	145,69	106,48	107,57	132,23	122,25	227,37	15:11:44
4	01:57,273	144,21	108,55	108,27	132,78	122,94	226,57	15:13:41
5	01:57,714	144,13	106,78	108,10	133,41	122,48	225,78	15:15:39
6	01:55,594	146,63	109,98	110,36	134,07	124,73	225,78	15:17:34
7	01:55,224	148,15	109,24	110,74	135,04	125,13	226,57	15:19:30
8	01:54,685	148,59	110,09	111,01	135,73	125,72	225,78	15:21:24
9	01:54,156	148,10	111,12	111,83	<b>136,28</b>	126,30	225,78	15:23:19
10	01:55,277	148,24	109,74	110,09	134,82	125,07	225,78	15:25:14
11	01:56,056	147,55	108,95	110,07	132,97	124,23	225,78	15:27:10
12	PIT	148,28	109,74	111,92	101,89	115,62	225,78	15:29:15
13	05:10,374	17,82	96,94	104,07	130,62	46,45		15:34:25
14	01:55,432	148,30	109,94	111,04	132,82	124,90	224,22	15:36:20
15	01:54,783	147,47	110,53	112,02	134,51	125,61	226,57	15:38:15
16	01:54,230	148,99	110,85	111,79	135,64	126,22	227,37	15:40:09
17	<b>01:53,721</b>	<b>149,78</b>	111,76	112,88	135,01	<b>126,78</b>	<b>228,17</b>	15:42:03
18	01:54,328	149,56	110,62	111,79	135,05	126,11	226,57	15:43:57
19	01:55,828	148,66	109,67	110,54	131,74	124,48	226,57	15:45:53

<b>31 - GARCIA, Roberto</b>								P.Vmax: 15	T. Ideal: 01:04,341
Lap	Time	Vel. S1	Vel. S2	Vel. S3	Vel. S4	Avg spd	V.Max	Hour	

1	START	15,42
---	-------	-------



Circuit Ricardo Tormo

FIM CEV REPSOL Circuit Ricardo Tormo Nov.21

Spd. in Km/h

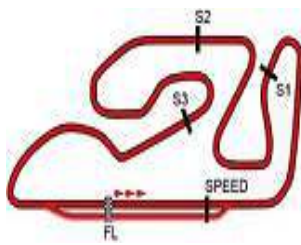
VELOCIDAD EN SECTORES Qualifying Practice 2 Moto2

2	01:54,231	147,50	111,92	111,76	135,49	126,22	229,79	15:09:31	19	02:59,467	41,73	110,43	113,82	136,70	80,34		15:45:59																																																																																																																																																																																								
3	01:53,427	150,29	112,90	112,21	135,27	127,11	232,26	15:11:24	<table border="1"> <thead> <tr> <th colspan="9">35 - WILFORD, Sam</th> <th colspan="2">P.Vmax: 8</th> <th colspan="2">T. Ideal: 00:57,569</th> </tr> <tr> <th>Lap</th><th>Time</th><th>Vel. S1</th><th>Vel. S2</th><th>Vel. S3</th><th>Vel. S4</th><th>Avg spd</th><th>V.Max</th><th>Hour</th> </tr> </thead> <tbody> <tr><td>1</td><td>START</td><td>15,45</td><td></td><td></td><td>136,28</td><td>51,38</td><td></td><td>15:07:29</td></tr> <tr><td>2</td><td>01:54,994</td><td>148,49</td><td>108,47</td><td>111,68</td><td>135,76</td><td>125,38</td><td>238,24</td><td>15:09:24</td></tr> <tr><td>3</td><td>01:51,753</td><td>150,40</td><td>113,77</td><td>115,24</td><td>138,48</td><td>129,02</td><td>238,24</td><td>15:11:16</td></tr> <tr><td>4</td><td>01:53,079</td><td>152,87</td><td>113,49</td><td>110,55</td><td>136,00</td><td>127,50</td><td><b>239,11</b></td><td>15:13:09</td></tr> <tr><td>5</td><td>01:50,570</td><td>153,22</td><td>115,34</td><td>116,28</td><td>138,81</td><td>130,40</td><td><b>239,11</b></td><td>15:14:59</td></tr> <tr><td>6</td><td>PIT</td><td>154,05</td><td>110,98</td><td>110,73</td><td>113,13</td><td>120,49</td><td><b>239,11</b></td><td>15:16:59</td></tr> <tr><td>7</td><td>11:25,220</td><td>6,39</td><td>111,77</td><td>113,10</td><td>135,59</td><td>21,04</td><td></td><td>15:28:24</td></tr> <tr><td>8</td><td>01:51,214</td><td>152,72</td><td>114,48</td><td>115,54</td><td>138,02</td><td>129,64</td><td>235,64</td><td>15:30:15</td></tr> <tr><td>9</td><td>01:53,205</td><td>147,06</td><td>110,86</td><td>115,30</td><td>138,04</td><td>127,36</td><td>236,50</td><td>15:32:09</td></tr> <tr><td>10</td><td><b>01:50,355</b></td><td>153,38</td><td>114,98</td><td>116,86</td><td><b>139,53</b></td><td><b>130,65</b></td><td>237,36</td><td>15:33:59</td></tr> <tr><td>11</td><td>PIT</td><td>153,41</td><td>111,51</td><td>113,37</td><td>117,98</td><td>122,73</td><td><b>239,11</b></td><td>15:35:56</td></tr> <tr><td>12</td><td>05:10,791</td><td>17,10</td><td>111,59</td><td>113,94</td><td>136,76</td><td>46,39</td><td></td><td>15:41:07</td></tr> <tr><td>13</td><td>01:51,895</td><td><b>154,76</b></td><td>111,56</td><td>114,55</td><td>138,03</td><td>128,85</td><td>235,64</td><td>15:42:59</td></tr> <tr><td>14</td><td>01:50,445</td><td>154,24</td><td>115,26</td><td>116,49</td><td>138,49</td><td>130,54</td><td>235,64</td><td>15:44:50</td></tr> <tr><td>15</td><td>01:51,052</td><td>153,77</td><td>114,50</td><td>115,61</td><td>137,87</td><td>129,83</td><td>236,50</td><td>15:46:41</td></tr> </tbody> </table>									35 - WILFORD, Sam									P.Vmax: 8		T. Ideal: 00:57,569		Lap	Time	Vel. S1	Vel. S2	Vel. S3	Vel. S4	Avg spd	V.Max	Hour	1	START	15,45			136,28	51,38		15:07:29	2	01:54,994	148,49	108,47	111,68	135,76	125,38	238,24	15:09:24	3	01:51,753	150,40	113,77	115,24	138,48	129,02	238,24	15:11:16	4	01:53,079	152,87	113,49	110,55	136,00	127,50	<b>239,11</b>	15:13:09	5	01:50,570	153,22	115,34	116,28	138,81	130,40	<b>239,11</b>	15:14:59	6	PIT	154,05	110,98	110,73	113,13	120,49	<b>239,11</b>	15:16:59	7	11:25,220	6,39	111,77	113,10	135,59	21,04		15:28:24	8	01:51,214	152,72	114,48	115,54	138,02	129,64	235,64	15:30:15	9	01:53,205	147,06	110,86	115,30	138,04	127,36	236,50	15:32:09	10	<b>01:50,355</b>	153,38	114,98	116,86	<b>139,53</b>	<b>130,65</b>	237,36	15:33:59	11	PIT	153,41	111,51	113,37	117,98	122,73	<b>239,11</b>	15:35:56	12	05:10,791	17,10	111,59	113,94	136,76	46,39		15:41:07	13	01:51,895	<b>154,76</b>	111,56	114,55	138,03	128,85	235,64	15:42:59	14	01:50,445	154,24	115,26	116,49	138,49	130,54	235,64	15:44:50	15	01:51,052	153,77	114,50	115,61	137,87	129,83	236,50	15:46:41																											
35 - WILFORD, Sam																		P.Vmax: 8		T. Ideal: 00:57,569																																																																																																																																																																																					
Lap	Time	Vel. S1	Vel. S2	Vel. S3	Vel. S4	Avg spd	V.Max	Hour																																																																																																																																																																																																	
1	START	15,45			136,28	51,38		15:07:29																																																																																																																																																																																																	
2	01:54,994	148,49	108,47	111,68	135,76	125,38	238,24	15:09:24																																																																																																																																																																																																	
3	01:51,753	150,40	113,77	115,24	138,48	129,02	238,24	15:11:16																																																																																																																																																																																																	
4	01:53,079	152,87	113,49	110,55	136,00	127,50	<b>239,11</b>	15:13:09																																																																																																																																																																																																	
5	01:50,570	153,22	115,34	116,28	138,81	130,40	<b>239,11</b>	15:14:59																																																																																																																																																																																																	
6	PIT	154,05	110,98	110,73	113,13	120,49	<b>239,11</b>	15:16:59																																																																																																																																																																																																	
7	11:25,220	6,39	111,77	113,10	135,59	21,04		15:28:24																																																																																																																																																																																																	
8	01:51,214	152,72	114,48	115,54	138,02	129,64	235,64	15:30:15																																																																																																																																																																																																	
9	01:53,205	147,06	110,86	115,30	138,04	127,36	236,50	15:32:09																																																																																																																																																																																																	
10	<b>01:50,355</b>	153,38	114,98	116,86	<b>139,53</b>	<b>130,65</b>	237,36	15:33:59																																																																																																																																																																																																	
11	PIT	153,41	111,51	113,37	117,98	122,73	<b>239,11</b>	15:35:56																																																																																																																																																																																																	
12	05:10,791	17,10	111,59	113,94	136,76	46,39		15:41:07																																																																																																																																																																																																	
13	01:51,895	<b>154,76</b>	111,56	114,55	138,03	128,85	235,64	15:42:59																																																																																																																																																																																																	
14	01:50,445	154,24	115,26	116,49	138,49	130,54	235,64	15:44:50																																																																																																																																																																																																	
15	01:51,052	153,77	114,50	115,61	137,87	129,83	236,50	15:46:41																																																																																																																																																																																																	
4	01:53,764	150,46	113,77	113,29	131,56	126,74	229,79	15:13:18	<table border="1"> <thead> <tr> <th colspan="9">36 - KROEZE, Sander</th> <th colspan="2">P.Vmax: 16</th> <th colspan="2">T. Ideal: 00:46,986</th> </tr> <tr> <th>Lap</th><th>Time</th><th>Vel. S1</th><th>Vel. S2</th><th>Vel. S3</th><th>Vel. S4</th><th>Avg spd</th><th>V.Max</th><th>Hour</th> </tr> </thead> <tbody> <tr><td>1</td><td>START</td><td>15,48</td><td></td><td></td><td><b>223,72</b></td><td>53,75</td><td></td><td>15:07:17</td></tr> <tr><td>2</td><td>01:55,075</td><td>144,96</td><td>111,33</td><td>112,20</td><td>134,02</td><td>125,29</td><td>225,00</td><td>15:09:12</td></tr> <tr><td>3</td><td>01:54,358</td><td>147,47</td><td>111,09</td><td>112,85</td><td>134,81</td><td>126,08</td><td>228,17</td><td>15:11:06</td></tr> <tr><td>4</td><td>01:53,690</td><td>148,01</td><td>113,53</td><td>113,47</td><td>133,76</td><td>126,82</td><td>227,37</td><td>15:13:00</td></tr> <tr><td>5</td><td>01:54,038</td><td>147,47</td><td>112,50</td><td>112,20</td><td>135,20</td><td>126,43</td><td><b>231,43</b></td><td>15:14:54</td></tr> <tr><td>6</td><td>01:53,066</td><td>149,84</td><td>113,97</td><td>113,45</td><td>134,62</td><td>127,52</td><td>227,37</td><td>15:16:47</td></tr> <tr><td>7</td><td>PIT</td><td>146,90</td><td>112,91</td><td>109,70</td><td>112,27</td><td>119,29</td><td>226,57</td><td>15:18:48</td></tr> <tr><td>8</td><td>07:23,393</td><td>10,93</td><td>96,86</td><td>109,09</td><td>133,07</td><td>32,52</td><td></td><td>15:26:11</td></tr> <tr><td>9</td><td>01:53,927</td><td>147,59</td><td>110,99</td><td>113,75</td><td>135,80</td><td>126,55</td><td>225,00</td><td>15:28:05</td></tr> <tr><td>10</td><td>01:53,463</td><td>149,23</td><td>113,74</td><td>113,36</td><td>133,70</td><td>127,07</td><td>225,00</td><td>15:29:58</td></tr> <tr><td>11</td><td>01:55,258</td><td>144,12</td><td>108,16</td><td>114,58</td><td>135,39</td><td>125,09</td><td>224,22</td><td>15:31:54</td></tr> <tr><td>12</td><td>01:52,445</td><td>149,34</td><td>113,91</td><td>114,24</td><td>137,02</td><td>128,22</td><td>227,37</td><td>15:33:46</td></tr> <tr><td>13</td><td>01:51,841</td><td>148,73</td><td>114,42</td><td>115,85</td><td>137,96</td><td>128,92</td><td>225,78</td><td>15:35:38</td></tr> <tr><td>14</td><td><b>01:51,551</b></td><td>150,27</td><td>114,97</td><td>115,28</td><td>138,01</td><td><b>129,25</b></td><td>225,78</td><td>15:37:29</td></tr> <tr><td>15</td><td>01:51,649</td><td><b>151,00</b></td><td>115,19</td><td>114,85</td><td>137,19</td><td>129,14</td><td>225,00</td><td>15:39:21</td></tr> <tr><td>16</td><td>01:57,188</td><td>134,27</td><td>110,51</td><td>111,16</td><td>136,08</td><td>123,03</td><td>224,22</td><td>15:41:18</td></tr> <tr><td>17</td><td>01:52,753</td><td>149,98</td><td>114,26</td><td>114,81</td><td>134,16</td><td>127,87</td><td>227,37</td><td>15:43:11</td></tr> <tr><td>18</td><td>01:51,650</td><td>150,02</td><td>115,12</td><td>115,40</td><td>137,45</td><td>129,14</td><td>224,22</td><td>15:45:03</td></tr> </tbody> </table>									36 - KROEZE, Sander									P.Vmax: 16		T. Ideal: 00:46,986		Lap	Time	Vel. S1	Vel. S2	Vel. S3	Vel. S4	Avg spd	V.Max	Hour	1	START	15,48			<b>223,72</b>	53,75		15:07:17	2	01:55,075	144,96	111,33	112,20	134,02	125,29	225,00	15:09:12	3	01:54,358	147,47	111,09	112,85	134,81	126,08	228,17	15:11:06	4	01:53,690	148,01	113,53	113,47	133,76	126,82	227,37	15:13:00	5	01:54,038	147,47	112,50	112,20	135,20	126,43	<b>231,43</b>	15:14:54	6	01:53,066	149,84	113,97	113,45	134,62	127,52	227,37	15:16:47	7	PIT	146,90	112,91	109,70	112,27	119,29	226,57	15:18:48	8	07:23,393	10,93	96,86	109,09	133,07	32,52		15:26:11	9	01:53,927	147,59	110,99	113,75	135,80	126,55	225,00	15:28:05	10	01:53,463	149,23	113,74	113,36	133,70	127,07	225,00	15:29:58	11	01:55,258	144,12	108,16	114,58	135,39	125,09	224,22	15:31:54	12	01:52,445	149,34	113,91	114,24	137,02	128,22	227,37	15:33:46	13	01:51,841	148,73	114,42	115,85	137,96	128,92	225,78	15:35:38	14	<b>01:51,551</b>	150,27	114,97	115,28	138,01	<b>129,25</b>	225,78	15:37:29	15	01:51,649	<b>151,00</b>	115,19	114,85	137,19	129,14	225,00	15:39:21	16	01:57,188	134,27	110,51	111,16	136,08	123,03	224,22	15:41:18	17	01:52,753	149,98	114,26	114,81	134,16	127,87	227,37	15:43:11	18	01:51,650	150,02	115,12	115,40	137,45	129,14	224,22	15:45:03
36 - KROEZE, Sander																		P.Vmax: 16		T. Ideal: 00:46,986																																																																																																																																																																																					
Lap	Time	Vel. S1	Vel. S2	Vel. S3	Vel. S4	Avg spd	V.Max	Hour																																																																																																																																																																																																	
1	START	15,48			<b>223,72</b>	53,75		15:07:17																																																																																																																																																																																																	
2	01:55,075	144,96	111,33	112,20	134,02	125,29	225,00	15:09:12																																																																																																																																																																																																	
3	01:54,358	147,47	111,09	112,85	134,81	126,08	228,17	15:11:06																																																																																																																																																																																																	
4	01:53,690	148,01	113,53	113,47	133,76	126,82	227,37	15:13:00																																																																																																																																																																																																	
5	01:54,038	147,47	112,50	112,20	135,20	126,43	<b>231,43</b>	15:14:54																																																																																																																																																																																																	
6	01:53,066	149,84	113,97	113,45	134,62	127,52	227,37	15:16:47																																																																																																																																																																																																	
7	PIT	146,90	112,91	109,70	112,27	119,29	226,57	15:18:48																																																																																																																																																																																																	
8	07:23,393	10,93	96,86	109,09	133,07	32,52		15:26:11																																																																																																																																																																																																	
9	01:53,927	147,59	110,99	113,75	135,80	126,55	225,00	15:28:05																																																																																																																																																																																																	
10	01:53,463	149,23	113,74	113,36	133,70	127,07	225,00	15:29:58																																																																																																																																																																																																	
11	01:55,258	144,12	108,16	114,58	135,39	125,09	224,22	15:31:54																																																																																																																																																																																																	
12	01:52,445	149,34	113,91	114,24	137,02	128,22	227,37	15:33:46																																																																																																																																																																																																	
13	01:51,841	148,73	114,42	115,85	137,96	128,92	225,78	15:35:38																																																																																																																																																																																																	
14	<b>01:51,551</b>	150,27	114,97	115,28	138,01	<b>129,25</b>	225,78	15:37:29																																																																																																																																																																																																	
15	01:51,649	<b>151,00</b>	115,19	114,85	137,19	129,14	225,00	15:39:21																																																																																																																																																																																																	
16	01:57,188	134,27	110,51	111,16	136,08	123,03	224,22	15:41:18																																																																																																																																																																																																	
17	01:52,753	149,98	114,26	114,81	134,16	127,87	227,37	15:43:11																																																																																																																																																																																																	
18	01:51,650	150,02	115,12	115,40	137,45	129,14	224,22	15:45:03																																																																																																																																																																																																	
5	02:03,246	134,12	95,38	107,69	135,16	116,99	<b>233,94</b>	15:15:21	<table border="1"> <thead> <tr> <th colspan="9">34 - TORRECILLAS, Carlos</th> <th colspan="2">P.Vmax: 16</th> <th colspan="2">T. Ideal: 00:58,528</th> </tr> <tr> <th>Lap</th><th>Time</th><th>Vel. S1</th><th>Vel. S2</th><th>Vel. S3</th><th>Vel. S4</th><th>Avg spd</th><th>V.Max</th><th>Hour</th> </tr> </thead> <tbody> <tr><td>1</td><td>START</td><td>15,45</td><td></td><td></td><td>133,74</td><td>51,25</td><td></td><td>15:07:30</td></tr> <tr><td>2</td><td>01:54,518</td><td>147,18</td><td>110,97</td><td>112,23</td><td>135,13</td><td>125,90</td><td>230,60</td><td>15:09:24</td></tr> <tr><td>3</td><td>01:52,714</td><td>148,79</td><td>113,25</td><td>115,12</td><td>136,10</td><td>127,92</td><td><b>231,43</b></td><td>15:11:17</td></tr> <tr><td>4</td><td>01:53,562</td><td>149,47</td><td>112,92</td><td>113,40</td><td>134,01</td><td>126,96</td><td>229,79</td><td>15:13:10</td></tr> <tr><td>5</td><td>01:52,535</td><td>150,71</td><td>112,50</td><td>114,92</td><td>136,55</td><td>128,12</td><td>230,60</td><td>15:15:03</td></tr> <tr><td>6</td><td>01:52,185</td><td>151,15</td><td>113,27</td><td>114,58</td><td>137,23</td><td>128,52</td><td>228,98</td><td>15:16:55</td></tr> <tr><td>7</td><td>01:52,437</td><td>151,69</td><td>114,19</td><td>114,26</td><td>134,94</td><td>128,23</td><td>229,79</td><td>15:18:48</td></tr> <tr><td>8</td><td>PIT</td><td>149,95</td><td>113,00</td><td>74,05</td><td>106,96</td><td>106,41</td><td>228,98</td><td>15:21:03</td></tr> <tr><td>9</td><td>05:00,078</td><td>17,97</td><td>111,14</td><td>114,37</td><td>136,35</td><td>48,05</td><td></td><td>15:26:03</td></tr> <tr><td>10</td><td>01:52,385</td><td>149,88</td><td>113,42</td><td>115,02</td><td>136,65</td><td>128,29</td><td>228,98</td><td>15:27:56</td></tr> <tr><td>11</td><td>01:52,533</td><td>150,77</td><td>112,64</td><td>115,19</td><td>136,08</td><td>128,12</td><td>229,79</td><td>15:29:48</td></tr> <tr><td>12</td><td>01:51,466</td><td>151,82</td><td>114,57</td><td>115,22</td><td><b>137,75</b></td><td>129,35</td><td>228,98</td><td>15:31:40</td></tr> <tr><td>13</td><td>01:51,602</td><td>150,87</td><td>114,94</td><td>115,45</td><td>137,18</td><td>129,19</td><td>228,98</td><td>15:33:31</td></tr> <tr><td>14</td><td>01:51,546</td><td>151,13</td><td>114,63</td><td>115,98</td><td>137,05</td><td>129,26</td><td>228,98</td><td>15:35:23</td></tr> <tr><td>15</td><td>01:51,823</td><td>151,16</td><td>113,14</td><td>115,86</td><td>137,69</td><td>128,94</td><td>229,79</td><td>15:37:14</td></tr> <tr><td>16</td><td><b>01:51,204</b></td><td><b>152,18</b></td><td>114,99</td><td>115,67</td><td>137,71</td><td><b>129,65</b></td><td>228,98</td><td>15:39:06</td></tr> <tr><td>17</td><td>01:51,650</td><td>152,06</td><td>114,37</td><td>114,94</td><td>137,27</td><td>129,14</td><td>228,98</td><td>15:40:57</td></tr> <tr><td>18</td><td>PIT</td><td>151,36</td><td>113,31</td><td>112,81</td><td>104,47</td><td>118,20</td><td>229,79</td><td>15:42:59</td></tr> </tbody> </table>									34 - TORRECILLAS, Carlos									P.Vmax: 16		T. Ideal: 00:58,528		Lap	Time	Vel. S1	Vel. S2	Vel. S3	Vel. S4	Avg spd	V.Max	Hour	1	START	15,45			133,74	51,25		15:07:30	2	01:54,518	147,18	110,97	112,23	135,13	125,90	230,60	15:09:24	3	01:52,714	148,79	113,25	115,12	136,10	127,92	<b>231,43</b>	15:11:17	4	01:53,562	149,47	112,92	113,40	134,01	126,96	229,79	15:13:10	5	01:52,535	150,71	112,50	114,92	136,55	128,12	230,60	15:15:03	6	01:52,185	151,15	113,27	114,58	137,23	128,52	228,98	15:16:55	7	01:52,437	151,69	114,19	114,26	134,94	128,23	229,79	15:18:48	8	PIT	149,95	113,00	74,05	106,96	106,41	228,98	15:21:03	9	05:00,078	17,97	111,14	114,37	136,35	48,05		15:26:03	10	01:52,385	149,88	113,42	115,02	136,65	128,29	228,98	15:27:56	11	01:52,533	150,77	112,64	115,19	136,08	128,12	229,79	15:29:48	12	01:51,466	151,82	114,57	115,22	<b>137,75</b>	129,35	228,98	15:31:40	13	01:51,602	150,87	114,94	115,45	137,18	129,19	228,98	15:33:31	14	01:51,546	151,13	114,63	115,98	137,05	129,26	228,98	15:35:23	15	01:51,823	151,16	113,14	115,86	137,69	128,94	229,79	15:37:14	16	<b>01:51,204</b>	<b>152,18</b>	114,99	115,67	137,71	<b>129,65</b>	228,98	15:39:06	17	01:51,650	152,06	114,37	114,94	137,27	129,14	228,98	15:40:57	18	PIT	151,36	113,31	112,81	104,47	118,20	229,79	15:42:59
34 - TORRECILLAS, Carlos																		P.Vmax: 16		T. Ideal: 00:58,528																																																																																																																																																																																					
Lap	Time	Vel. S1	Vel. S2	Vel. S3	Vel. S4	Avg spd	V.Max	Hour																																																																																																																																																																																																	
1	START	15,45			133,74	51,25		15:07:30																																																																																																																																																																																																	
2	01:54,518	147,18	110,97	112,23	135,13	125,90	230,60	15:09:24																																																																																																																																																																																																	
3	01:52,714	148,79	113,25	115,12	136,10	127,92	<b>231,43</b>	15:11:17																																																																																																																																																																																																	
4	01:53,562	149,47	112,92	113,40	134,01	126,96	229,79	15:13:10																																																																																																																																																																																																	
5	01:52,535	150,71	112,50	114,92	136,55	128,12	230,60	15:15:03																																																																																																																																																																																																	
6	01:52,185	151,15	113,27	114,58	137,23	128,52	228,98	15:16:55																																																																																																																																																																																																	
7	01:52,437	151,69	114,19	114,26	134,94	128,23	229,79	15:18:48																																																																																																																																																																																																	
8	PIT	149,95	113,00	74,05	106,96	106,41	228,98	15:21:03																																																																																																																																																																																																	
9	05:00,078	17,97	111,14	114,37	136,35	48,05		15:26:03																																																																																																																																																																																																	
10	01:52,385	149,88	113,42	115,02	136,65	128,29	228,98	15:27:56																																																																																																																																																																																																	
11	01:52,533	150,77	112,64	115,19	136,08	128,12	229,79	15:29:48																																																																																																																																																																																																	
12	01:51,466	151,82	114,57	115,22	<b>137,75</b>	129,35	228,98	15:31:40																																																																																																																																																																																																	
13	01:51,602	150,87	114,94	115,45	137,18	129,19	228,98	15:33:31																																																																																																																																																																																																	
14	01:51,546	151,13	114,63	115,98	137,05	129,26	228,98	15:35:23																																																																																																																																																																																																	
15	01:51,823	151,16	113,14	115,86	137,69	128,94	229,79	15:37:14																																																																																																																																																																																																	
16	<b>01:51,204</b>	<b>152,18</b>	114,99	115,67	137,71	<b>129,65</b>	228,98	15:39:06																																																																																																																																																																																																	
17	01:51,650	152,06	114,37	114,94	137,27	129,14	228,98	15:40:57																																																																																																																																																																																																	
18	PIT	151,36	113,31	112,81	104,47	118,20	229,79	15:42:59																																																																																																																																																																																																	

32 - PAZ, Mckinley									P.Vmax: 11		T. Ideal: 00:48,230	
Lap	Time	Vel. S1	Vel. S2	Vel. S3	Vel. S4	Avg spd	V.Max	Hour				
1	START	15,47			<b>209,17</b>	53,45		15:07:18				
2	01:54,497	148,45	111,31	112,55	133,50	125,92	235,64	15:09:13				
3	01:53,389	148,49	111,85	113,17	137,07	127,16	232,26	15:11:06				
4	01:53,914	150,90	113,03	112,68	132,06	126,57	235,64	15:13:00				
5	01:54,798	142,01	112,94	111,58	136,39	125,59	233,94	15:14:55				
6	01:53,598	149,08	113,21	112,60	134,64	126,92	235,64	15:16:48				
7	01:52,524	150,39	113,86	113,55	136,65	128,13	234,78	15:18:41				
8	PIT	151,21	111,88	97,81	105,77	114,39	234,78	15:20:47				
9	09:17,962	8,35	83,08	107,90	132,45	25,84		15:30:05				
10	01:54,777	148,70	112,20	107,60	136,49	125,62	235,64	15:32:00				
11	01:53,610	148,95	112,54	112,47	135,62	126,91	<b>236,50</b>	15:33:53				
12	01:52,545	150,03	113,71	113,74	136,82	128,11	233,09	15:35:46				
13	01:52,908	149,94	113,29	112,45	137,14	127,70	235,64	15:37:39				
14	<b>01:52,405</b>	151,09	113,70	113,11	137,31	<b>128,27</b>	235,64	15:39:31				
15	01:52,590	150,09	113,16	113,91	137,04	128,06	234,78	15:41:24				
16	01:53,652	142,03	115,50	113,14	136,80	126,86	231,43	15:43:17				
17	01:52,861	<b>152,19</b>	114,62	112,23	134,32	127,75	235,64	15:45:10				

34 - TORRECILLAS, Carlos									P.Vmax: 16		T. Ideal: 00:58,528	
Lap	Time	Vel. S1	Vel. S2	Vel. S3	Vel. S4	Avg spd	V.Max	Hour				
1	START	15,45			133,74	51,25		15:07:30				
2	01:54,518	147,18	110,97	112,23	135,13	125,90	230,60	15:09:24				
3	01:52,714	148,79	113,25	115,12	136,10	127,92	<b>231,43</b>	15:11:17				
4	01:53,562	149,47	112,92	113,40	134,01	126,96	229,79	15:13:10				
5	01:52,535	150,71	112,50	114,92	136,55	128,12	230,60	15:15:03				
6	01:52,185	151,15	113,27	114,58	137,23	128,52	228,98	15:16:55				
7	01:52,437	151,69	114,19	114,26	134,94	128,23	229,79	15:18:48				
8	PIT	149,95	113,00	74,05	106,96	106,41	228,98	15:21:03				
9	05:00,078	17,97	111,14	114,37	136,35	48,05		15:26:03				
10	01:52,385	149,88	113,42	115,02	136,65	128,29	228,98	15:27:56				
11	01:52,533	150,77	112,64	115,19	136,08	128,12	229,79	15:29:48				
12	01:51,466	151,82	114,57	115,22	<b>137,75</b>	129,35	228,98	15:31:40				
13	01:51,602	150,87	114,94	115,45	137,18	129,19	228,98	15:33:31				
14	01:51,546	151,13	114,63	115,98	137,05	129,26	228,98	15:35:23				
15	01:51,823	151,16	113,14	115,86	137,69	128,94	229,79	15:37:14				
16	<b>01:51,204</b>	<b>152,18</b>	114,99	115,67	137,71	<b>129,65</b>	228,98	15:39:06				
17	01:51,650	152,06	114,37	114,94	137,27	129,14	228,98	15:40:57				
18	PIT	151,36	113,31	112,81	104,47	118,20	229,79	15:42:59				

42 - VUGRINEC, Martin									P.Vmax: 24		T. Ideal: 00:33,659	
Lap	Time	Vel. S1	Vel. S2	Vel. S3	Vel. S4	Avg spd	V.Max	Hour				
1	START	15,52				56,56		15:07:03				
2	01:53,808	147,44	112,35	112,64	135,95	126,69	221,92	15:08:57				
3	01:51,484	150,79	114,06	115,60	138,69	129,33	223,45	15:10:48				
4	01:51,746	150,91	113,91	115,08	138,13	129,02	<b>228,17</b>	15:12:40				
5	PIT	151,10	112,95	105,32	105,17	116,49	225,00	15:14:44				
6	07:06,750	11,27	109,87	112,93	137,14	33,79		15:21:51				
7	01:51,190	152,32	114,96	115,95	137,42	129,67	221,92	15:23:42				
8	01:50,567	152,23	115,51	116,32	139,33	130,40	221,16	15:25:32				
9	PIT	152,73	114,52	113,79	103,55	118,62	223,45	15:27:34				
10	03:12,104	36,29	113,29	114,49	137,19	75,05		15:30:46				
11	01:50,208	153,33	115,63	116,90	139,42	130,83	223,45	15:32:36				
12	01:50,431	<b>154,44</b>	116,40	116,96	136,59	130,56	224,22	15:34:27				
13	<b>01:50,116</b>	153,88	116,06	116,78	139,04	<b>130,93</b>	223,45	15:36:17				
14	PIT											



Circuit Ricardo Tormo

FIM CEV REPSOL Circuit Ricardo Tormo Nov.21

VELOCIDAD EN SECTORES Qualifying Practice 2 Moto2

44 - ORGIS, Kevin		P.Vmax: 24					T. Ideal: 00:33,853	
Lap	Time	Vel. S1	Vel. S2	Vel. S3	Vel. S4	Avg spd	V.Max	Hour
1	START	15,53				56,69		15:07:03
2	01:56,280	145,29	108,50	111,56	132,71	123,99	225,78	15:08:59
3	01:54,533	147,42	110,46	113,33	134,35	125,89	226,57	15:10:53
4	01:54,124	148,34	111,63	113,75	133,58	126,34	225,78	15:12:48
5	PIT	145,63	106,78	111,90	101,48	114,24	225,00	15:14:54
6	11:54,652	6,10	109,26	113,71	134,99	20,17		15:26:48
7	01:53,366	148,51	112,59	114,01	135,36	127,18	226,57	15:28:42
8	01:52,736	150,34	113,34	114,93	134,93	127,89	227,37	15:30:34
9	01:52,731	150,34	113,33	114,43	135,47	127,90	227,37	15:32:27
10	01:52,035	149,94	113,64	115,38	137,56	128,69	227,37	15:34:19
11	<b>01:51,391</b>	<b>150,65</b>	115,09	116,04	137,52	<b>129,44</b>	227,37	15:36:11
12	PIT	150,62	110,33	108,94	109,99	118,28	<b>228,17</b>	15:38:13

45 - ORGIS, Leon		P.Vmax: 18					T. Ideal: 00:31,710	
Lap	Time	Vel. S1	Vel. S2	Vel. S3	Vel. S4	Avg spd	V.Max	Hour
1	START	15,52				57,01		15:07:01
2	01:54,868	147,25	111,41	111,79	133,48	125,52	226,57	15:08:56
3	01:52,313	150,44	113,86	115,14	135,89	128,37	226,57	15:10:48
4	01:51,706	151,43	113,69	115,97	137,24	129,07	227,37	15:12:40
5	PIT	151,09	111,44	108,65	101,85	115,73	227,37	15:14:45
6	12:02,951	6,01	111,45	114,92	135,36	19,94		15:26:48
7	01:52,917	150,44	112,57	114,42	135,49	127,69	226,57	15:28:40
8	01:52,278	151,49	113,14	115,31	135,95	128,41	225,78	15:30:33
9	01:51,275	152,42	114,35	116,28	137,34	129,57	227,37	15:32:24
10	01:52,121	152,53	112,71	115,30	136,42	128,59	228,17	15:34:16
11	01:51,366	153,04	114,80	114,58	137,69	129,47	226,57	15:36:08
12	01:51,364	151,02	114,56	115,63	138,43	129,47	229,79	15:37:59
13	01:50,522	154,21	115,52	116,79	137,54	130,45	228,17	15:39:49
14	01:52,943	153,27	112,36	111,44	136,71	127,66	227,37	15:41:42
15	01:50,351	<b>154,54</b>	116,01	116,22	138,10	130,66	<b>230,60</b>	15:43:33
16	<b>01:50,237</b>	154,26	116,16	116,73	138,13	<b>130,79</b>	228,98	15:45:23

49 - PÉREZ, Alex		P.Vmax: 30					T. Ideal: 00:35,585	
Lap	Time	Vel. S1	Vel. S2	Vel. S3	Vel. S4	Avg spd	V.Max	Hour
1	START	15,53				56,49		15:07:04
2	02:02,153	124,11	107,08	109,07	131,24	118,03	<b>224,22</b>	15:09:06
3	02:14,853	145,43	108,67	67,06	130,37	106,92	223,45	15:11:21
4	PIT	22,65	93,10	94,90	95,73	51,40	222,68	15:16:01
5	PIT	10,67	102,14	104,29	103,13	31,32		15:23:41
6	03:39,242	30,00	107,20	107,27	130,41	65,76		15:27:21
7	01:58,387	141,31	108,36	107,57	131,38	121,79	221,16	15:29:19
8	01:57,228	144,02	108,37	109,99	131,48	122,99	221,92	15:31:16
9	01:56,588	143,58	109,95	110,21	132,37	123,67	223,45	15:33:13
10	01:56,680	143,23	110,90	109,40	131,99	123,57	223,45	15:35:09
11	01:56,179	<b>146,03</b>	110,46	110,04	131,79	124,10	222,68	15:37:06
12	01:56,485	144,22	109,46	110,65	132,44	123,78	221,16	15:39:02
13	01:57,715	143,85	107,92	108,46	131,76	122,48	222,68	15:41:00
14	02:14,194	143,72	108,42	68,92	129,63	107,44	223,45	15:43:14
15	<b>01:56,034</b>	143,45	110,65	110,53	133,67	<b>124,26</b>	222,68	15:45:10

50 - VOSTATEK, Ondrej		P.Vmax: 21					T. Ideal: 00:35,546	
Lap	Time	Vel. S1	Vel. S2	Vel. S3	Vel. S4	Avg spd	V.Max	Hour
1	START	15,53				56,36		15:07:04
2	01:58,596	143,68	106,67	108,40	129,84	121,57	225,00	15:09:03
3	01:57,049	144,83	108,68	110,20	131,02	123,18	225,00	15:11:00
4	01:59,280	135,60	108,71	109,52	129,88	120,88	225,00	15:12:59
5	01:56,869	142,50	110,20	111,35	130,56	123,37	<b>228,98</b>	15:14:56

6	01:56,356	146,13	110,31	110,20	130,97	123,91	226,57	15:16:52
7	01:55,846	146,49	111,00	110,50	131,71	124,46	224,22	15:18:48
8	PIT	137,21	107,96	106,97	104,67	113,10	225,78	15:20:56
9	09:04,571	8,64	89,62	98,68	121,78	26,48		15:30:00
10	02:00,851	140,85	107,39	106,65	124,08	119,30	223,45	15:32:01
11	01:54,399	147,81	112,06	112,47	133,60	126,03	225,78	15:33:55
12	<b>01:53,754</b>	148,63	113,18	112,95	133,96	<b>126,75</b>	225,78	15:35:49
13	01:54,042	149,00	113,12	112,44	133,04	126,43	224,22	15:37:43
14	01:53,907	<b>149,95</b>	113,18	112,78	132,50	126,58	223,45	15:39:37
15	01:53,757	149,59	112,92	113,34	133,13	126,74	224,22	15:41:31
16	01:54,374	149,49	112,49	111,92	132,52	126,06	225,00	15:43:25
17	01:53,956	149,12	113,37	112,60	132,87	126,52	222,68	15:45:19

52 - BOERBOOM, Jorel		P.Vmax: 13					T. Ideal: 00:36,267	
Lap	Time	Vel. S1	Vel. S2	Vel. S3	Vel. S4	Avg spd	V.Max	Hour
1	START	15,51				56,10		15:07:05
2	01:55,959	146,86	109,57	110,33	132,86	124,34	233,94	15:09:01
3	01:54,879	148,84	110,83	111,38	133,35	125,51	233,94	15:10:56
4	01:54,561	148,41	110,33	111,75	135,30	125,85	234,78	15:12:51
5	01:53,598	<b>150,82</b>	112,21	112,89	134,22	126,92	234,78	15:14:44
6	01:53,845	149,18	112,07	112,40	135,03	126,65	233,94	15:16:38
7	01:53,955	148,48	112,57	111,95	134,97	126,52	233,94	15:18:32
8	01:53,765	149,13	112,31	112,51	135,04	126,73	<b>235,64</b>	15:20:26
9	<b>01:52,975</b>	150,37	112,60	113,41	136,31	<b>127,62</b>	234,78	15:22:19
10	01:53,216	149,15	113,20	112,80	136,07	127,35	234,78	15:24:12
11	PIT	150,56	112,54	111,81	101,84	116,67	234,78	15:26:16
12	08:20,232	9,34	103,99	109,12	134,09	28,82		15:34:36
13	01:54,841	148,04	110,54	111,13	134,75	125,55	233,94	15:36:31
14	01:53,489	149,06	111,83	112,87	136,52	127,04	234,78	15:38:24
15	01:53,027	149,90	112,69	112,94	136,82	127,56	234,78	15:40:17
16	01:52,990	149,68	112,49	112,68	137,70	127,60	233,94	15:42:10
17	01:54,106	146,88	112,34	111,78	136,00	126,36	234,78	15:44:04
18	01:53,296	150,37	111,87	112,91	136,29	127,26	<b>235,64</b>	15:45:58

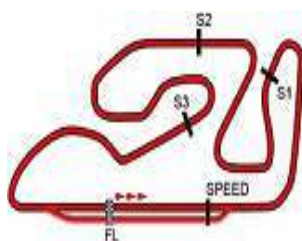
54 - ALDEGUER, Fermin		P.Vmax: 5					T. Ideal: 01:47,470	
Lap	Time	Vel. S1	Vel. S2	Vel. S3	Vel. S4	Avg spd	V.Max	Hour
1	START	3,43	106,05	112,14	137,87	12,00		15:22:50
2	01:50,286	155,48	114,23	116,58	139,49	130,73	238,24	15:24:40
3	PIT	158,07	115,06	111,88	113,53	122,69	239,11	15:26:38
4	05:20,513	16,35	110,66	115,67	138,52	44,98		15:31:58
5	01:48,740	156,50	116,98	118,27	140,95	132,59	238,24	15:33:47
6	01:48,413	157,00	117,24	118,60	141,48	132,99	<b>240,00</b>	15:35:36
7	<b>01:47,597</b>	157,74	<b>118,34</b>	<b>119,48</b>	<b>142,66</b>	<b>134,00</b>	<b>240,00</b>	15:37:23
8	PIT	<b>158,57</b>	22,79	87,59	99,39	57,41	<b>240,00</b>	15:41:34

55 - TOLEDO, Alex		P.Vmax: 1					T. Ideal: 00:52,626	
Lap	Time	Vel. S1	Vel. S2	Vel. S3	Vel. S4	Avg spd	V.Max	Hour
1	START	15,46				<b>167,58</b>	52,47	15:07:23
2	01:53,670	150,90	112,09	110,67	136,39	126,84	237,36	15:09:17
3	01:50,808	154,27	114,49	115,27	139,01	130,12	<b>242,70</b>	15:11:08
4	01:51,483	153,33	115,10	114,11	137,08	129,33	239,11	15:12:59
5	01:51,468	150,31	113,29	116,55	139,11	129,35	240,00	15:14:51
6	01:50,336	153,57	115,86	116,10	139,19	130,67	237,36	15:16:41
7	01:50,853	152,87	116,03	115,61	137,64	130,06	237,36	15:18:32
8	01:50,913	153,15	115,28	115,85	137,79	129,99	236,50	15:20:23
9	01:50,281	153,73	115,96	115,89	139,43	130,74	235,64	15:22:13
10	PIT	144,69	113,86	110,55	107,83	117,88	234,78	15:24:15
11	11:38,137	6,25	112,00	114,60	137,74	20,65		15:35:53
12	01:50,760	154,01	114,63	115,87	138,61	130,17	238,24	15:37:44



HEADQUARTERS - Príncipe de Vergara, 183 - 28002 Madrid - Tel: +34 91 782 02 20

www.fimcevrepsol.com



Circuit Ricardo Tormo

FIM CEV REPSOL Circuit Ricardo Tormo Nov.21

VELOCIDAD EN SECTORES Qualifying Practice 2 Moto2

13	01:50,645	154,57	113,98	116,07	139,33	130,31	237,36	15:39:35	18	02:04,877	120,45	103,61	107,85	129,59	115,46	223,45	15:46:38		
14	<b>01:49,784</b>	<b>155,25</b>	116,26	116,28	139,86	<b>131,33</b>	239,11	15:41:25	<b>90 - DAVIS, Jamie</b>									P.Vmax: 28	T. Ideal: 01:53,540
15	01:49,831	154,75	115,76	116,91	139,96	131,27	237,36	15:43:14	<b>Lap Time</b>	<b>Vel. S1</b>	<b>Vel. S2</b>	<b>Vel. S3</b>	<b>Vel. S4</b>	<b>Avg spd</b>	<b>V.Max</b>	<b>Hour</b>			
16	01:50,610	154,39	114,89	115,78	138,81	130,35	240,00	15:45:05	1	START	12,62	90,79	96,53	123,37	35,59	15:09:33			

**69 - MONTERO, Eduardo** P.Vmax: 28 T. Ideal: 00:38,174

Lap	Time	Vel. S1	Vel. S2	Vel. S3	Vel. S4	Avg spd	V.Max	Hour
1	START	15,52				55,78		15:07:07
2	01:56,742	142,73	109,18	111,80	131,65	123,50	222,68	15:09:03
3	01:59,395	145,94	110,16	105,65	123,99	120,76	224,22	15:11:03
4	01:55,981	147,04	111,54	109,35	131,33	124,31	225,78	15:12:59
5	01:55,349	145,80	111,02	112,28	132,48	124,99	223,45	15:14:54
6	<b>01:53,899</b>	<b>148,70</b>	112,53	112,48	134,54	<b>126,59</b>	<b>227,37</b>	15:16:48
7	01:54,531	146,21	112,09	112,68	134,00	125,89	225,00	15:18:43
8	01:53,958	147,93	113,14	112,94	133,65	126,52	224,22	15:20:37
9	01:53,903	147,63	112,62	113,15	134,52	126,58	223,45	15:22:30
10	PIT	126,47	105,23	107,37	109,98	112,07	223,45	15:24:39
11	11:40,170	6,46	85,48	86,97	120,80	20,59		15:36:19
12	01:58,353	139,86	106,39	110,46	132,05	121,82	223,45	15:38:18
13	01:54,819	146,77	110,92	112,79	133,60	125,57	223,45	15:40:12
14	01:54,142	147,68	112,43	112,73	134,10	126,32	224,22	15:42:07
15	01:54,727	147,91	111,45	111,21	134,14	125,67	223,45	15:44:01
16	01:54,560	147,72	112,00	111,20	134,37	125,86	224,22	15:45:56

**71 - FARACI, S. Christian** P.Vmax: 19 T. Ideal: 01:19,328

Lap	Time	Vel. S1	Vel. S2	Vel. S3	Vel. S4	Avg spd	V.Max	Hour
1	START	15,40		<b>150,31</b>	120,67	47,38		15:07:53
2	02:04,314	135,68	102,07	101,90	126,24	115,98	228,98	15:09:57
3	02:00,252	143,21	106,31	104,05	128,69	119,90	<b>229,79</b>	15:11:57
4	01:59,923	143,13	106,63	104,17	129,56	120,23	<b>229,79</b>	15:13:57
5	PIT	142,73	97,81	58,30	86,41	89,13	<b>229,79</b>	15:16:39
6	14:41,799	4,86	99,02	100,82	127,62	16,35		15:31:21
7	02:00,805	140,57	106,11	103,78	129,02	119,35	228,98	15:33:21
8	01:59,164	143,31	106,64	105,08	131,49	120,99	228,98	15:35:21
9	<b>01:57,338</b>	145,65	107,76	107,84	132,86	<b>122,88</b>	228,98	15:37:18
10	01:57,551	<b>146,50</b>	108,42	105,87	132,70	122,65	228,17	15:39:15
11	01:58,360	141,45	107,74	106,70	<b>133,13</b>	121,81	228,98	15:41:14
12	01:57,393	144,15	108,77	108,40	131,91	122,82	227,37	15:43:11
13	01:58,324	142,56	107,44	108,12	131,19	121,85	228,98	15:45:10

**88 - CZYBA, Nicolas C.** P.Vmax: 21 T. Ideal: 00:38,167

Lap	Time	Vel. S1	Vel. S2	Vel. S3	Vel. S4	Avg spd	V.Max	Hour
1	START	15,51				55,70		15:07:07
2	01:56,789	143,17	109,38	111,02	131,68	123,45	224,22	15:09:04
3	01:56,694	146,17	110,11	108,89	131,15	123,55	228,17	15:11:01
4	01:56,604	141,59	110,28	111,03	132,62	123,65	<b>228,98</b>	15:12:57
5	01:59,455	127,08	110,47	111,37	133,01	120,70	225,78	15:14:57
6	01:55,863	146,24	111,81	111,18	130,20	124,44	<b>228,98</b>	15:16:53
7	01:55,819	146,82	111,36	110,47	131,20	124,49	227,37	15:18:48
8	PIT	135,24	107,45	107,52	101,51	111,67	226,57	15:20:57
9	08:24,928	9,24	105,59	108,04	131,77	28,55		15:29:22
10	01:56,272	146,11	111,53	107,38	132,97	124,00	225,78	15:31:19
11	01:54,374	146,99	112,59	112,55	133,61	126,06	225,78	15:33:13
12	01:54,280	146,51	112,16	112,80	134,65	126,16	225,78	15:35:07
13	01:53,483	148,75	113,01	113,55	134,62	127,05	224,22	15:37:01
14	01:53,549	148,93	113,14	113,45	134,15	126,98	224,22	15:38:54
15	01:53,644	148,98	113,03	113,24	134,05	126,87	224,22	15:40:48
16	01:52,871	149,49	113,77	114,54	134,85	127,74	224,22	15:42:41
17	<b>01:52,457</b>	<b>150,50</b>	114,20	114,74	135,21	<b>128,21</b>	223,45	15:44:33

Lap	Time	Vel. S1	Vel. S2	Vel. S3	Vel. S4	Avg spd	V.Max	Hour
1	START	12,62	90,79	96,53	123,37	35,59		15:09:33
2	02:02,599	137,46	102,19	104,66	128,28	117,60	225,78	15:11:36
3	01:57,479	144,01	108,19	108,44	132,33	122,73	225,78	15:13:33
4	01:55,795	147,26	110,61	108,97	133,47	124,51	226,57	15:15:29
5	01:55,983	146,56	109,43	109,74	133,79	124,31	226,57	15:17:25
6	01:54,588	148,41	111,31	111,21	134,55	125,82	225,78	15:19:20
7	PIT	139,34	107,75	106,65	107,25	114,20	225,78	15:21:26
8	07:00,098	11,60	106,28	108,79	133,24	34,32		15:28:26
9	01:56,284	145,60	109,29	109,40	133,79	123,99	225,00	15:30:22
10	01:54,785	149,10	111,11	109,96	134,78	125,61	225,00	15:32:17
11	<b>01:53,847</b>	<b>150,68</b>	111,49	<b>111,81</b>	<b>135,24</b>	<b>126,64</b>	225,78	15:34:11
12	01:55,567	147,28	109,72	109,67	134,77	124,76	226,57	15:36:07
13	PIT	150,22	<b>112,61</b>	98,27	111,30	116,35	<b>227,37</b>	15:38:11
14	04:02,476	25,25	104,77	109,26	134,35	59,46		15:42:13
15	01:54,513	149,79	111,77	109,81	134,81	125,91	226,57	15:44:08
16	01:54,157	150,10	111,56	111,03	135,06	126,30	226,57	15:46:02

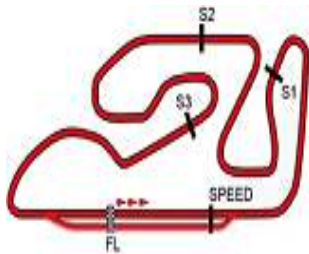
**91 - PÉREZ, Diego** P.Vmax: 11 T. Ideal: 00:58,078

Lap	Time	Vel. S1	Vel. S2	Vel. S3	Vel. S4	Avg spd	V.Max	Hour
1	START	15,45			136,34	51,35		15:07:29
2	01:53,653	148,68	111,61	112,43	136,83	126,86	<b>236,50</b>	15:09:23
3	01:51,286	152,79	115,09	115,24	137,22	129,56	232,26	15:11:14
4	01:51,797	151,77	114,40	114,70	137,03	128,97	233,09	15:13:06
5	PIT	153,54	113,73	110,57	111,08	120,45	232,26	15:15:05
6	10:50,202	6,84	101,43	107,63	136,27	22,17		15:25:56
7	01:50,761	152,74	116,65	114,46	138,66	130,17	229,79	15:27:46
8	01:50,953	153,87	115,89	115,43	136,79	129,95	231,43	15:29:37
9	01:50,992	153,28	116,74	114,95	136,56	129,90	231,43	15:31:28
10	PIT	152,82	114,89	114,24	114,98	122,84	231,43	15:33:26
11	05:03,015	17,90	112,60	109,17	131,30	47,58		15:38:29
12	01:51,428	153,39	112,96	115,50	138,43	129,39	233,09	15:40:20
13	01:50,685	153,52	115,82	115,05	<b>138,77</b>	130,26	231,43	15:42:11
14	<b>01:50,427</b>	153,43	116,10	115,98	138,71	<b>130,57</b>	232,26	15:44:01
15	01:50,817	<b>154,09</b>	116,19	114,89	137,47	130,11	231,43	15:45:52



HEADQUARTERS - Príncipe de Vergara, 183 - 28002 Madrid - Tel: +34 91 782 02 20

www.fimcevrepsol.com



Circuit Ricardo Tormo

FIM CEV REPSOL Circuit Ricardo Tormo Nov.21

Velocidades máximas Qualifying Practice 2 Moto2

Nombre	Equipo/Club	Vehículo	Mejores 5 velocidades máximas					Media	Max.	
7	MOHD, Adam	Liqui Moly Intact Sic Rac	KALEX	242,7	240,9	240,0	240,0	240,0	240,7	242,7
55	TOLEDO, Alex	Easyrace Team	KALEX	242,7	240,0	240,0	239,1	239,1	240,2	242,7
9	KUBO, Keminth	Vr46 Master Camp Team	KALEX	241,8	239,1	238,2	237,4	237,4	238,8	241,8
3	TULOVIC, Lukas	Liqui Moly Intact Sic Rac	KALEX	240,9	239,1	238,2	238,2	238,2	238,9	240,9
54	ALDEGUER, Fermín	Boscoscuro Team Ciatti	BOSCOSCURO	240,0	240,0	240,0	239,1	238,2	239,5	240,0
23	HADA, Taiga	Agr Team	KALEX	240,0	238,2	238,2	238,2	237,4	238,4	240,0
21	LÓPEZ , Alonso	Boscoscuro Team Ciatti	BOSCOSCURO	240,0	240,0	240,0	239,1	239,1	239,6	240,0
35	WILFORD, Sam	Agr Team	KALEX	239,1	239,1	239,1	239,1	238,2	238,9	239,1
18	CARDELUS, Xavier	Promoracing	KALEX	239,1	237,4	236,5	236,5	236,5	237,2	239,1
13	RATO, Mattia	Promoracing	KALEX	239,1	239,1	238,2	238,2	238,2	238,6	239,1
91	PÉREZ, Diego	Bultaco Racing	BULTACO	236,5	233,1	233,1	232,3	232,3	233,4	236,5
32	PAZ, Mckinley	Vr46 Master Camp Team	KALEX	236,5	235,6	235,6	235,6	235,6	235,8	236,5
20	EKKY, Dimas	Pertamina Mandalika Sag S	KALEX	235,6	235,6	234,8	234,8	233,9	235,0	235,6
52	BOERBOOM, Jorel	Boerboom Racing	KALEX	235,6	235,6	234,8	234,8	234,8	235,1	235,6
31	GARCIA, Roberto	Avatel-Cardoso Racing	YAMAHA	233,9	232,3	230,6	229,8	229,8	231,3	233,9
34	TORRECILLAS , Carlos	Easyrace Team	HONDA	231,4	230,6	230,6	229,8	229,8	230,4	231,4
36	KROEZE, Sander	Easyrace Team	YAMAHA	231,4	228,2	227,4	227,4	227,4	228,3	231,4
45	ORGIS, Leon	Avintia Esponsorama Junio	YAMAHA	230,6	229,8	229,0	228,2	228,2	229,1	230,6
71	FARACI, S. Christian	Sf Racing	KALEX	229,8	229,8	229,8	229,0	229,0	229,5	229,8
11	ESCRIG, Alex	Fau55 Tey Racing	YAMAHA	229,8	229,0	228,2	228,2	228,2	228,7	229,8
88	CZYBA, Nicolas C.	H43 Escuderías	YAMAHA	229,0	229,0	228,2	227,4	226,6	228,0	229,0
50	VOSTATEK, Ondrej	Fau55 Tey Racing	YAMAHA	229,0	226,6	225,8	225,8	225,8	226,6	229,0
5	OTTAVIANI, Luca	Altogoo! Racing Team	YAMAHA	229,0	228,2	228,2	228,2	228,2	228,3	229,0
44	ORGIS, Kevin	Avintia Esponsorama Junio	YAMAHA	228,2	227,4	227,4	227,4	227,4	227,5	228,2
42	VUGRINEC, Martin	Mdr	YAMAHA	228,2	225,0	224,2	224,2	223,4	225,0	228,2
30	REHACEK, Filip	Avatel-Cardoso Racing	YAMAHA	228,2	227,4	227,4	226,6	226,6	227,2	228,2
6	HOSCIUC, Jacopo A.	H43Teamnobby	YAMAHA	228,2	227,4	225,0	225,0	225,0	226,1	228,2
90	DAVIS, Jamie	Fifty Motorsport	YAMAHA	227,4	226,6	226,6	226,6	226,6	226,7	227,4
69	MONTERO, Eduardo	Fau55 Tey Racing	YAMAHA	227,4	225,8	225,0	224,2	224,2	225,3	227,4
49	PÉREZ, Alex	Mdr Spaincircuits	YAMAHA	224,2	223,4	223,4	223,4	223,4	223,6	224,2

