

FIM CEV REPSOL Circuit Ricardo Tormo Nov.21

19-20-21 NOVEMBER 2021

Circuit Ricardo Tormo

Length: 4005 metros

Results

Qualifying Practice 2 Moto3

Pos.	N.	Rider	Team	Motorcycle	Nat.	Best Lap	iL	Laps	Gap	Interval	Speed	Tyr.	Cat.
1	26	OGDEN, Scott James	Aspar Team	GASGAS	GBR	01:49,767	15	15			131,35	D18346	M3
2	95	RUEDA, Jose Antonio	Team Estrella Galicia 0,0	HONDA	SPA	01:49,875	18	18	00:00,108	00:00,108	131,22	D18059	M3
3	20	GARCÍA, José Julián	Sic58 Squadra Corse	HONDA	SPA	01:50,599	10	10	00:00,832	00:00,724	130,36	B16385	M3
4	96	HOLGADO, Daniel	Aspar Team	GASGAS	SPA	01:50,603	16	16	00:00,836	00:00,004	130,36	D18058	M3
5	97	MORELLI, Marco	Avatel-Cardoso Racing	KTM	ARG	01:50,639	5	10	00:00,872	00:00,036	130,32	E19130	M3
6	64	MUÑOZ, David	Avatel - Cardoso Racing	KTM	SPA	01:50,764	8	12	00:00,997	00:00,125	130,17	D18168	M3
7	29	VOIGHT, Harrison	Sic58 Squadra Corse	HONDA	AUS	01:51,095	17	17	00:01,328	00:00,331	129,78	F20004	M3
8	80	ALONSO, David	Aspar Team	GASGAS	COL	01:51,140	12	13	00:01,373	00:00,045	129,73	E19082	M3
9	38	SALVADOR, David	Tm Racing Factory	TM RACING	SPA	01:51,213	15	16	00:01,446	00:00,073	129,64	D18093	M3
10	28	BERTELLE, Matteo	Team Mta	KTM	ITA	01:51,230	15	16	00:01,463	00:00,017	129,62	D18002	M3
11	63	AZMAN, Syarifuddin	Sic Racing	HONDA	MAL	01:51,268	7	17	00:01,501	00:00,038	129,58	E19222	M3
12	24	ORTOLÁ, Ivan	Team Mta	KTM	SPA	01:51,293	8	16	00:01,526	00:00,025	129,55	E19134	M3
13	92	MOREIRA, Diogo	Team Estrella Galicia 0,0	HONDA	BRA	01:51,538	15	15	00:01,771	00:00,245	129,27	E19129	M3
14	81	AGIUS, Senna	Sic58 Squadra Corse	HONDA	AUS	01:51,558	15	15	00:01,791	00:00,020	129,24	F20088	M3
15	17	MUÑOZ, Daniel	Avatel - Cardoso Racing	KTM	SPA	01:51,597	9	16	00:01,830	00:00,039	129,2	D18151	M3
16	57	NISHIMURA, Sho	Mt-Foundation 77	KTM	JPN	01:51,640	11	11	00:01,873	00:00,043	129,15	F20229	M3
17	32	MATSUYAMA, Takuma	Asia Talent Team	HONDA	JPN	01:51,656	15	16	00:01,889	00:00,016	129,13	F20128	M3
18	13	TAPIA, Marco	Leopard Impala Junior	HONDA	SPA	01:51,831	7	11	00:02,064	00:00,175	128,93	E19123	M3
19	54	FERRÁNDEZ, Alberto	Mt-Foundation 77	KTM	SPA	01:52,070	3	5	00:02,303	00:00,239	128,65	F20011	M3
20	58	LUNETTA, Luca	Ac Racing Team	HUSQVARNA	ITA	01:52,325	14	15	00:02,558	00:00,255	128,36	G21215	M3
21	33	BUASRI, Tatchakorn	Honda Racing Thailand	HONDA	THA	01:52,383	11	15	00:02,616	00:00,058	128,29	D18364	M3
22	27	O'GORMAN, Casey	Cuna De Campeones	KTM	IRL	01:52,400	8	8	00:02,633	00:00,017	128,27	E19723	M3
23	9	VEIJER, Collin	Ac Racing Team	HUSQVARNA	NED	01:52,598	19	19	00:02,831	00:00,198	128,05	E19712	M3
24	69	FUSCO, Raffaele	Tm Racing Factory	TM RACING	ITA	01:52,789	4	11	00:03,022	00:00,191	127,83	E19388	M3
25	70	WHATLEY, Joshua	Team Mta	KTM	GBR	01:53,017	7	13	00:03,250	00:00,228	127,57	D18006	M3
26	31	O'SHEA, Edward Andrew	British Talent Team	HONDA	GBR	01:53,402	9	13	00:03,635	00:00,385	127,14	G21207	M3
27	46	MOOR, Rossi Attila	Gazzolaracing	KTM	USA	01:53,790	12	12	00:04,023	00:00,388	126,71	E19574	M3
28	10	CARRARO, Nicola Fabio	Tm Racing Factory	TM RACING	ITA	01:54,112	10	18	00:04,345	00:00,322	126,35	C17821	M3
29	48	PLANQUES, Gabin	Larresport	HONDA	FRA	01:54,891	8	11	00:05,124	00:00,779	125,49	D18088	M3
30	66	KELSO, Joel	Agr Team	KTM	AUS	01:55,105	3	8	00:05,338	00:00,214	125,26	E19189	M3
31	77	VOLPI, Mattia	Agr Team	KTM	ITA	01:57,963	11	11	00:08,196	00:02,858	122,22	E19155	M3

Circuit Ricardo Tormo

Final Official

Provisional Official

Length: 4005 m. Hour: 14:12

JURY:

Hour:

C.of the Course:

Hour:

20/11/2021

C.Timekeeper:

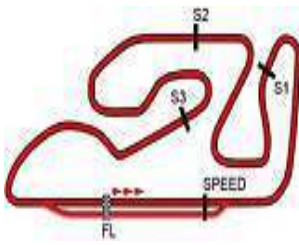
Hour: 15:23:28



HEADQUARTERS – Principe de Vergara, 183 – 28002 Madrid – Tel: +34 91 782 02 20

www.fimcevrepsol.com

Master Timing, Sport Timing Systems, cronometrajes.es - mastertiming.es by Eventronic www.eventronic.es 19FJAP63



Circuit Ricardo Tormo

FIM CEV REPSOL Circuit Ricardo Tormo Nov.21

ANALYSIS / SECTORS Qualifying Practice 2 Moto3

Lap	Time	Sector 1	Sector 2	Sector 3	Sector 4	V.Max	Hour	9 VEIJER, Collin NED Ac Racing Team	
								P.Vmax: 13	T. Ideal: 01:52,338
1	START	01:05,930	00:32,879	00:27,370	00:33,067				
2	01:55,642	00:26,768	00:31,046	00:26,609	00:31,219	203,77	14:17:33		
3	01:54,620	00:26,448	00:30,499	00:26,531	00:31,142	200,00	14:19:28		
4	01:54,826	00:26,442	00:30,593	00:26,422	00:31,369	200,62	14:21:23		
5	01:54,585	00:26,413	00:30,580	00:26,473	00:31,119	203,13	14:23:17		
6	01:54,123	00:26,200	00:30,628	00:26,341	00:30,954	199,38	14:25:11		
7	01:53,546	00:26,101	00:30,245	00:26,254	00:30,946	202,50	14:27:05		
8	PIT	00:26,169	00:30,280	00:26,783	00:35,131	201,24	14:29:03		
9	04:51,751	03:22,367	00:31,423	00:26,786	00:31,175		14:33:55		
10	01:53,362	00:26,078	00:30,554	00:26,105	00:30,625	199,38	14:35:48		
11	01:53,271	00:25,887	00:30,421	00:26,132	00:30,831	201,24	14:37:42		
12	01:54,783	00:26,083	00:30,495	00:26,566	00:31,639	201,87	14:39:37		
13	01:52,998	00:25,984	00:30,214	00:26,051	00:30,749	200,62	14:41:30		
14	01:52,841	00:25,748	00:30,282	00:26,053	00:30,758	200,62	14:43:22		
15	01:52,968	00:25,776	00:30,252	00:26,002	00:30,938	200,62	14:45:15		
16	PIT	36:30,427	00:31,004	00:26,468	00:35,888		14:51:02		
17	02:14,425	00:44,837	00:31,199	00:27,481	00:30,908		14:53:17		
18	01:54,547	00:25,671	00:30,221	00:26,227	00:32,428	203,13	14:55:11		
19	01:52,598	00:25,715	00:30,119	00:26,218	00:30,546	203,13	14:57:04		

Lap	Time	Sector 1	Sector 2	Sector 3	Sector 4	V.Max	Hour	10 CARRARO, Nicola Fabio ITA Tm Racing Factory	
								P.Vmax: 30	T. Ideal: 01:53,636
1	START	01:08,009	00:33,860	00:29,111	00:32,748				
2	01:58,797	00:27,396	00:31,765	00:27,548	00:32,088	197,56	14:17:41		
3	01:56,213	00:26,421	00:30,944	00:27,326	00:31,522	197,56	14:19:37		
4	01:56,331	00:26,522	00:30,850	00:27,158	00:31,801	196,96	14:21:33		
5	01:56,297	00:26,700	00:30,915	00:26,963	00:31,719	194,01	14:23:30		
6	01:55,648	00:26,384	00:30,610	00:27,102	00:31,552	194,01	14:25:25		
7	01:54,994	00:26,238	00:30,411	00:26,953	00:31,392	195,18	14:27:20		
8	01:54,720	00:26,230	00:30,418	00:26,975	00:31,097	196,36	14:29:15		
9	01:54,345	00:26,199	00:30,311	00:26,627	00:31,208	194,59	14:31:09		
10	01:54,112	00:26,052	00:30,295	00:26,551	00:31,214	196,36	14:33:04		
11	01:56,143	00:26,120	00:30,831	00:28,233	00:30,959	195,77	14:35:00		
12	01:55,546	00:26,012	00:30,702	00:26,946	00:31,886	195,77	14:36:55		
13	PIT	00:27,894	00:33,995	00:28,509	00:43,205	192,28	14:39:09		
14	06:04,164	04:31,061	00:32,891	00:28,175	00:32,037		14:45:13		
15	06:06,606	36:51,447	00:31,049	00:27,081	00:31,670		14:51:20		
16	01:54,987	00:26,222	00:30,635	00:26,995	00:31,135	195,77	14:53:15		
17	01:54,799	00:25,912	00:30,310	00:27,058	00:31,519	194,59	14:55:09		
18	01:54,153	00:26,021	00:30,607	00:26,470	00:31,055	195,18	14:57:04		

Lap	Time	Sector 1	Sector 2	Sector 3	Sector 4	V.Max	Hour	13 TAPIA, Marco SPA Leopard Impala Junior	
								P.Vmax: 30	T. Ideal: 01:51,825
1	START	00:47,080	00:33,809	00:29,000	00:31,481				
2	01:55,666	00:26,413	00:31,019	00:26,937	00:31,297	195,18	14:17:15		
3	01:53,233	00:26,172	00:30,191	00:26,191	00:30,679	195,77	14:19:09		
4	01:53,064	00:25,919	00:29,991	00:26,360	00:30,794	197,56	14:21:02		
5	01:53,348	00:25,885	00:30,244	00:26,380	00:30,839	196,96	14:22:55		
6	01:52,392	00:25,785	00:30,061	00:25,848	00:30,698	195,18	14:24:47		
7	01:51,831	00:25,656	00:29,863	00:25,807	00:30,505	195,18	14:26:39		
8	01:52,042	00:25,800	00:29,913	00:25,801	00:30,528	195,77	14:28:31		
9	PIT	00:28,023	00:31,720	00:27,114	00:38,834	196,36	14:30:37		
10	05:44,794	04:15,295	00:31,726	00:26,893	00:30,880		14:36:22		

Lap	Time	Sector 1	Sector 2	Sector 3	Sector 4	V.Max	Hour	17 MUÑOZ, Daniel SPA Avatol - Cardoso Racing	
								P.Vmax: 22	T. Ideal: 01:51,323
1	START	01:30,889	00:32,330	00:26,788	00:31,372				
2	01:53,330	00:26,093	00:30,144	00:26,229	00:30,864	198,17	14:17:53		
3	01:52,786	00:25,729	00:29,939	00:26,293	00:30,825	197,56	14:19:46		
4	01:53,023	00:25,848	00:30,179	00:26,228	00:30,768	197,56	14:21:39		
5	01:52,673	00:25,618	00:30,074	00:26,162	00:30,819	199,38	14:23:32		
6	01:51,770	00:25,711	00:29,636	00:25,923	00:30,500	201,24	14:25:23		
7	01:52,067	00:25,625	00:30,056	00:25,890	00:30,496	197,56	14:27:15		
8	01:51,931	00:25,488	00:29,834	00:26,194	00:30,415	198,17	14:29:07		
9	01:51,597	00:25,641	00:29,757	00:25,870	00:30,329	196,96	14:30:59		
10	PIT	00:25,956	00:30,453	00:26,808	00:35,633	196,36	14:32:58		
11	06:26,419	04:54,651	00:32,847	00:27,713	00:31,208		14:39:24		
12	01:53,449	00:25,884	00:30,387	00:26,358	00:30,820	194,59	14:41:18		
13	01:52,881	00:25,819	00:30,096	00:26,158	00:30,808	195,18	14:43:11		
14	01:52,280	00:25,724	00:29,988	00:26,033	00:30,535	195,18	14:45:03		
15	06:56,475	37:31,902	00:31,461	00:26,509	00:31,038		14:51:59		
16	01:52,133	00:25,583	00:30,010	00:26,024	00:30,516	196,96	14:53:51		

Lap	Time	Sector 1	Sector 2	Sector 3	Sector 4	V.Max	Hour	20 GARCÍA, José Julián SPA Sic58 Squadra Corse	
								P.Vmax: 20	T. Ideal: 01:50,255
1	START	00:57,580	00:31,299	00:26,640	00:31,101				
2	01:51,511	00:25,629	00:29,769	00:25,873	00:30,240	200,62	14:17:17		
3	01:51,104	00:25,306	00:29,576	00:25,759	00:30,463	201,87	14:19:08		
4	01:50,908	00:25,407	00:29,429	00:25,763	00:30,309	200,00	14:20:59		
5	PIT	00:25,203	00:29,523	00:25,524	01:55,055	199,38	14:24:14		
6	19:52,576	18:23,499	00:31,302	00:27,045	00:30,730		14:44:06		
7	07:37,926	37:17,902	00:30,981	00:26,287	00:30,780		14:51:44		
8	01:52,177	00:25,419	00:30,078	00:25,895	00:30,785	201,24	14:53:37		
9	01:51,169	00:25,308	00:29,770	00:25,730	00:30,361	200,62	14:55:28		
10	01:50,599	00:25,100	00:29,648	00:25,486	00:30,365	201,24	14:57:18		

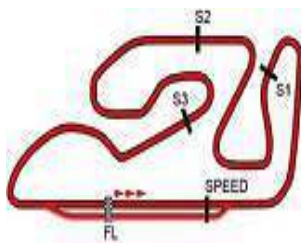
Lap	Time	Sector 1	Sector 2	Sector 3	Sector 4	V.Max	Hour	24 ORTOLÁ, Ivan SPA Team Mta	
								P.Vmax: 7	T. Ideal: 01:50,711
1	START	01:04,389	00:33,200	00:26,911	00:31,765				
2	01:54,846	00:25,997	00:30,831	00:26,907	00:31,111	202,50	14:17:30		
3	01:53,556	00:25,933	00:30,384	00:26,334	00:30,905	202,50	14:19:23		
4	01:52,121	00:25,607	00:29,906	00:26,022	00:30,586	201,24	14:21:15		
5	01:51,951	00:25,635	00:30,108	00:25,869	00:30,339	201,24	14:23:07		
6	01:53,219	00:25,458	00:30,886	00:26,223	00:30,652	202,50	14:25:00		
7	01:51,342	00:25,355	00:29,775	00:25,759	00:30,453	201,24	14:26:52		
8	01:51,293	00:25,486	00:29,856	00:25,736	00:30,215	201,24	14:28:43		
9	01:51,582	00:25,138	00:29,988	00:25,862	00:30,594	202,50	14:30:35		
10	PIT	00:25,217	00:29,622	00:26,940	00:37,478	201,24	14:32:34		
11	PIT	06:08,567	01:04,321	00:32,065	00:38,891		14:40:58		
12	04:44,197	03:09,759	00:34,979	00:27,970	00:31,489		14:45:42		
13	05:32,687	36:46,429	00:31,912	00:26,764	00:31,055		14:51:15		
14	01:53,632	00:25,594	00:30,564	00:26,188	00:31,286	203,13	14:53:08		
15	01:51,717	00:25,351	00:30,139	00:25,799	00:30,428	205,06	14:55:00		
16	01:54,708	00:25,351	00:30,153	00:27,142	00:32,062	204,42	14:56:55		

Lap	Time	Sector 1	Sector 2	Sector 3	Sector 4	V.Max	Hour	26 OGDEN, Scott James GBR Aspar Team	
								P.Vmax: 2	T. Ideal: 01:49,731
1	START	01:56,720	00:31,569	00:26,402	00:30,604				



HEADQUARTERS - Príncipe de Vergara, 183 - 28002 Madrid - Tel: +34 91 782 02 20

www.fimcevrepsol.com



Circuit Ricardo Tormo

FIM CEV REPSOL Circuit Ricardo Tormo Nov.21

ANALYSIS / SECTORS Qualifying Practice 2 Moto3

2	01:51,459	00:25,565	00:29,654	00:26,033	00:30,207	203,13	14:18:15
3	01:52,219	00:25,492	00:30,007	00:26,156	00:30,564	205,06	14:20:07
4	01:54,935	00:25,911	00:31,539	00:26,889	00:30,596	207,03	14:22:02
5	01:50,142	00:25,258	00:29,253	00:25,591	00:30,040	203,13	14:23:52
6	01:51,052	00:25,631	00:29,660	00:25,663	00:30,098	206,37	14:25:43
7	01:50,554	00:25,273	00:29,455	00:25,705	00:30,121	203,13	14:27:34
8	01:50,388	00:25,292	00:29,353	00:25,555	00:30,188	204,42	14:29:24
9	PIT	00:25,565	00:30,001	00:26,239	00:36,823	205,71	14:31:23
10	08:33,272	06:57,558	00:36,535	00:28,114	00:31,065		14:39:56
11	PIT	00:25,786	00:30,863	00:26,495	00:37,406	200,00	14:41:57
12	09:53,116	37:24,672	00:30,511	00:25,990	00:30,437		14:51:50
13	01:50,224	00:25,197	00:29,446	00:25,526	00:30,055	202,50	14:53:40
14	01:50,005	00:25,191	00:29,360	00:25,416	00:30,038	203,77	14:55:30
15	01:49,767	00:25,200	00:29,249	00:25,253	00:30,065	202,50	14:57:20

10	PIT	00:25,337	00:29,788	00:25,895	00:37,802	200,62	14:32:35
11	PIT	05:33,312	00:35,273	00:27,469	00:36,083		14:39:47
12	03:57,360	02:28,387	00:31,670	00:26,410	00:30,893		14:43:44
13	01:54,635	00:25,902	00:31,314	00:26,425	00:30,994	198,77	14:45:39
14	05:44,723	36:56,129	00:31,127	00:26,968	00:30,812		14:51:23
15	01:51,705	00:25,476	00:30,057	00:26,015	00:30,157	200,00	14:53:15
16	01:52,320	00:25,723	00:30,155	00:26,135	00:30,307	202,50	14:55:07
17	01:51,095	00:25,413	00:29,927	00:25,726	00:30,029	200,00	14:56:59

27	O'GORMAN, Casey	Cuna De Campeones					
	IRL	P.Vmax: 22 T. Ideal: 01:52,143					
Lap	Time	Sector 1	Sector 2	Sector 3	Sector 4	V.Max	Hour
1	START	01:00,779	00:32,050	00:27,011	00:31,135		14:15:29
2	01:54,569	00:26,162	00:30,726	00:26,832	00:30,849	198,77	14:17:24
3	01:53,119	00:25,944	00:30,281	00:26,313	00:30,581	200,00	14:19:17
4	01:52,479	00:25,789	00:29,921	00:26,106	00:30,663	198,77	14:21:10
5	01:52,540	00:25,686	00:30,071	00:26,133	00:30,650	200,00	14:23:02
6	29:15,435	37:48,514	00:31,656	00:27,695	00:31,252		14:52:18
7	01:54,092	00:25,920	00:30,873	00:26,541	00:30,758	200,62	14:54:12
8	01:52,400	00:25,661	00:30,178	00:26,073	00:30,488	200,62	14:56:04

31	O'SHEA, Edward Andrew	British Talent Team					
	GBR	P.Vmax: 10 T. Ideal: 01:53,192					
Lap	Time	Sector 1	Sector 2	Sector 3	Sector 4	V.Max	Hour
1	START	01:08,329	00:33,061	00:27,989	00:32,351		14:15:40
2	01:58,072	00:27,085	00:31,358	00:27,376	00:32,253	201,87	14:17:38
3	01:55,776	00:26,919	00:30,791	00:26,801	00:31,265	204,42	14:19:34
4	01:55,714	00:26,611	00:30,793	00:26,843	00:31,467	203,13	14:21:30
5	01:55,039	00:26,334	00:30,483	00:26,774	00:31,448	203,13	14:23:25
6	01:55,169	00:26,180	00:30,538	00:26,720	00:31,731	201,87	14:25:20
7	01:54,143	00:26,133	00:30,434	00:26,376	00:31,200	200,00	14:27:14
8	01:54,090	00:26,142	00:30,343	00:26,655	00:30,950	200,62	14:29:08
9	01:53,402	00:26,092	00:30,254	00:26,134	00:30,922	203,13	14:31:02
10	01:53,955	00:26,093	00:30,555	00:26,359	00:30,948	201,24	14:32:55
11	01:53,571	00:26,151	00:30,240	00:26,129	00:31,051	199,38	14:34:49
12	01:53,500	00:25,933	00:30,473	00:26,204	00:30,890	201,87	14:36:43
13	20:37,689	19:01,866	00:34,514	00:28,570	00:32,739	200,00	14:57:20

28	BERTELLE, Matteo	Team Mta					
	ITA	P.Vmax: 10 T. Ideal: 01:51,002					
Lap	Time	Sector 1	Sector 2	Sector 3	Sector 4	V.Max	Hour
1	START	01:07,609	00:33,060	00:26,790	00:31,685		14:15:38
2	01:53,273	00:25,987	00:30,706	00:25,821	00:30,759	203,13	14:17:31
3	01:52,881	00:25,820	00:30,306	00:25,879	00:30,876	203,77	14:19:24
4	01:51,648	00:25,681	00:29,921	00:25,648	00:30,398	201,24	14:21:15
5	PIT	00:26,581	00:31,301	00:26,578	00:36,929	203,77	14:23:17
6	04:06,558	02:37,396	00:31,779	00:26,676	00:30,707		14:27:23
7	01:52,167	00:25,428	00:30,064	00:26,046	00:30,629	204,42	14:29:15
8	01:52,611	00:25,494	00:30,347	00:26,105	00:30,665	204,42	14:31:08
9	PIT	00:25,526	00:30,136	00:25,780	00:35,198	203,77	14:33:05
10	07:10,878	05:37,082	00:34,003	00:28,413	00:31,380		14:40:16
11	01:55,496	00:26,195	00:31,602	00:26,941	00:30,758	199,38	14:42:11
12	01:51,538	00:25,544	00:30,093	00:25,569	00:30,332	202,50	14:44:03
13	07:13,666	36:50,287	00:31,125	00:25,960	00:30,517		14:51:16
14	01:51,518	00:25,370	00:30,070	00:25,674	00:30,404	202,50	14:53:08
15	01:51,230	00:25,288	00:30,121	00:25,597	00:30,224	201,87	14:54:59
16	01:54,537	00:26,609	00:30,375	00:25,944	00:31,609	202,50	14:56:54

32	MATSUYAMA, Takuma	Asia Talent Team					
	JPN	P.Vmax: 4 T. Ideal: 01:51,656					
Lap	Time	Sector 1	Sector 2	Sector 3	Sector 4	V.Max	Hour
1	START	01:17,610	00:33,420	00:28,039	00:32,178		14:15:50
2	01:57,048	00:26,987	00:30,759	00:26,838	00:32,464	201,24	14:17:47
3	01:55,371	00:26,312	00:30,628	00:26,808	00:31,623	203,13	14:19:42
4	01:55,693	00:26,894	00:30,554	00:26,656	00:31,589	204,42	14:21:38
5	01:54,458	00:26,171	00:30,541	00:26,669	00:31,077	205,06	14:23:32
6	01:53,620	00:25,875	00:30,205	00:26,479	00:31,061	205,71	14:25:26
7	01:53,929	00:26,040	00:30,323	00:26,613	00:30,953	205,06	14:27:20
8	01:53,086	00:25,860	00:30,140	00:26,245	00:30,841	203,77	14:29:13
9	01:52,975	00:25,786	00:30,191	00:26,095	00:30,903	203,13	14:31:06
10	01:55,580	00:27,073	00:31,031	00:26,475	00:31,001	201,87	14:33:01
11	01:55,115	00:25,791	00:30,030	00:27,198	00:32,096	203,13	14:34:57
12	01:53,333	00:26,638	00:30,071	00:25,937	00:30,687	201,87	14:36:50
13	01:53,853	00:25,668	00:31,028	00:26,250	00:30,907	201,87	14:38:44
14	01:52,177	00:25,548	00:30,008	00:25,890	00:30,731	201,87	14:40:36
15	01:51,656	00:25,426	00:29,919	00:25,809	00:30,502	202,50	14:42:28
16	01:52,359	00:25,492	00:29,999	00:25,882	00:30,986	202,50	14:44:20

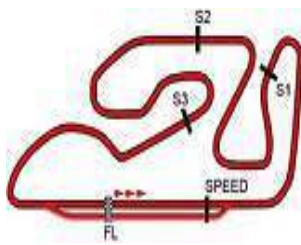
29	VOIGHT, Harrison	Sic58 Squadra Corse					
	AUS	P.Vmax: 16 T. Ideal: 01:50,758					
Lap	Time	Sector 1	Sector 2	Sector 3	Sector 4	V.Max	Hour
1	START	00:58,940	00:31,299	00:26,640	00:30,830		14:15:26
2	01:53,410	00:26,306	00:30,064	00:26,437	00:30,603	200,62	14:17:20
3	01:52,831	00:25,943	00:30,076	00:26,334	00:30,478	201,24	14:19:12
4	01:51,663	00:25,701	00:29,839	00:25,912	00:30,211	200,62	14:21:04
5	01:52,462	00:25,972	00:29,987	00:25,811	00:30,692	202,50	14:22:56
6	01:56,360	00:28,045	00:31,282	00:26,263	00:30,770	195,18	14:24:53
7	01:51,893	00:25,631	00:29,952	00:25,899	00:30,411	198,77	14:26:45
8	01:59,781	00:26,879	00:31,576	00:30,176	00:31,150	198,77	14:28:45
9	01:51,250	00:25,586	00:29,894	00:25,604	00:30,166	198,17	14:30:36

33	BUASRI, Tatchakorn	Honda Racing Thailand					
	THA	P.Vmax: 2 T. Ideal: 01:52,319					
Lap	Time	Sector 1	Sector 2	Sector 3	Sector 4	V.Max	Hour
1	START	01:18,569	00:33,501	00:30,938	00:31,810		14:15:53
2	01:55,216	00:26,474	00:30,914	00:26,800	00:31,028	207,03	14:17:48
3	01:54,171	00:26,180	00:30,491	00:26,491	00:31,009	205,06	14:19:43
4	01:54,935	00:26,183	00:30,396	00:26,743	00:31,613	207,03	14:21:38
5	01:53,835	00:25,922	00:30,650	00:26,435	00:30,828	204,42	14:23:31
6	01:52,991	00:25,740	00:30,170	00:26,442	00:30,639	205,06	14:25:24
7	01:53,401	00:25,691	00:30,471	00:26,390	00:30,849	205,71	14:27:18
8	01:52,622	00:25,802	00:30,077	00:26,148	00:30,595	204,42	14:29:10
9	01:52,587	00:25,682	00:30,205	00:26,079	00:30,621	204,42	14:31:03
10	01:52,545	00:25,599	00:30,107	00:26,161	00:30,678	204,42	14:32:56



HEADQUARTERS - Principe de Vergara, 183 - 28002 Madrid - Tel: +34 91 782 02 20

www.fimcevrepsol.com



Circuit Ricardo Tormo

FIM CEV REPSOL Circuit Ricardo Tormo Nov.21

ANALYSIS / SECTORS Qualifying Practice 2 Moto3

11	01:52,383	00:25,608	00:30,046	00:26,113	00:30,616	203,77	14:34:48
12	16:45,526	15:13,021	00:32,713	00:28,034	00:31,758	203,77	14:51:33
13	01:54,289	00:26,094	00:30,812	00:26,375	00:31,008	204,42	14:53:28
14	01:53,683	00:25,836	00:30,580	00:26,474	00:30,793	205,06	14:55:21
15	01:53,353	00:25,774	00:30,577	00:26,280	00:30,722	205,06	14:57:15

1	START	01:17,929	00:32,780	00:26,841	00:30,965		14:15:47
2	01:53,253	00:25,820	00:30,495	00:25,979	00:30,959	201,87	14:17:40
3	01:52,070	00:25,474	00:30,079	00:25,902	00:30,615	202,50	14:19:32
4	PIT	00:25,596	00:30,053	00:25,933	02:38,591	203,13	14:23:32
5	13:12,851	11:38,680	00:34,956	00:27,690	00:31,525		14:36:45

38	SALVADOR, David	Tm Racing Factory					
	SPA	P.Vmax: 27 T. Ideal: 01:51,014					
Lap Time	Sector 1	Sector 2	Sector 3	Sector 4	V.Max	Hour	
1	START	01:35,869	00:34,070	00:27,799	00:31,835		14:16:08
2	01:53,200	00:25,821	00:30,363	00:26,314	00:30,702	198,77	14:18:01
3	01:52,733	00:25,599	00:30,199	00:26,289	00:30,646	198,17	14:19:54
4	01:52,352	00:25,440	00:29,995	00:26,155	00:30,762	198,17	14:21:46
5	01:52,407	00:25,548	00:29,971	00:26,077	00:30,811	198,17	14:23:39
6	01:52,231	00:25,450	00:30,030	00:26,126	00:30,625	197,56	14:25:31
7	01:51,624	00:25,428	00:29,816	00:25,855	00:30,525	197,56	14:27:23
8	01:51,769	00:25,380	00:30,038	00:25,969	00:30,382	198,17	14:29:14
9	01:51,573	00:25,281	00:29,718	00:25,809	00:30,765	198,77	14:31:06
10	01:59,662	00:28,472	00:30,328	00:30,026	00:30,836	197,56	14:33:06
11	01:52,036	00:25,480	00:30,512	00:25,710	00:30,334	198,77	14:34:58
12	PIT	00:25,327	00:29,895	00:25,735	02:29,523	198,77	14:38:48
13	12:01,323	36:22,149	00:31,676	00:26,241	00:30,897		14:50:49
14	01:52,442	00:25,484	00:30,047	00:26,016	00:30,895	198,17	14:52:42
15	01:51,213	00:25,325	00:29,742	00:25,681	00:30,465	198,17	14:54:33
16	01:51,600	00:25,314	00:29,818	00:25,839	00:30,629	198,77	14:56:25

57	NISHIMURA, Sho	Mt-Foundation 77					
	JPN	P.Vmax: 20 T. Ideal: 01:51,552					
Lap Time	Sector 1	Sector 2	Sector 3	Sector 4	V.Max	Hour	
1	START	01:08,879	00:33,551	00:28,309	00:32,432		14:15:42
2	01:56,311	00:27,048	00:30,992	00:26,854	00:31,417	198,77	14:17:38
3	01:53,846	00:26,297	00:30,219	00:26,412	00:30,918	199,38	14:19:32
4	01:54,522	00:25,939	00:31,132	00:26,543	00:30,908	201,24	14:21:26
5	01:55,381	00:25,848	00:30,729	00:26,624	00:32,180	201,87	14:23:22
6	01:52,598	00:25,894	00:29,807	00:26,292	00:30,605	199,38	14:25:14
7	01:51,947	00:25,704	00:29,750	00:25,928	00:30,565	200,62	14:27:06
8	01:52,466	00:25,778	00:29,646	00:26,135	00:30,907	201,87	14:28:59
9	01:52,151	00:25,755	00:29,868	00:26,076	00:30,452	201,24	14:30:51
10	01:52,086	00:25,732	00:29,862	00:25,912	00:30,580	199,38	14:32:43
11	01:51,640	00:25,628	00:29,599	00:25,873	00:30,540	199,38	14:34:35

58	LUNETTA, Luca	Ac Racing Team					
	ITA	P.Vmax: 7 T. Ideal: 01:52,086					
Lap Time	Sector 1	Sector 2	Sector 3	Sector 4	V.Max	Hour	
1	START	01:00,700	00:33,810	00:31,830	00:32,667		14:15:37
2	PIT	00:26,796	00:31,915	00:27,073	00:38,115	203,13	14:17:41
3	03:56,247	02:24,788	00:32,737	00:26,986	00:31,736		14:21:38
4	01:55,146	00:26,601	00:30,927	00:26,421	00:31,197	202,50	14:23:33
5	01:54,591	00:26,254	00:30,580	00:26,147	00:31,610	205,06	14:25:27
6	01:54,342	00:26,271	00:30,626	00:26,152	00:31,293	200,62	14:27:22
7	01:53,493	00:25,854	00:30,617	00:26,158	00:30,864	203,13	14:29:15
8	01:52,873	00:25,547	00:30,255	00:26,222	00:30,849	204,42	14:31:08
9	01:52,587	00:25,809	00:30,234	00:25,928	00:30,616	203,77	14:33:01
10	PIT	00:25,747	00:30,339	00:27,638	00:37,039	202,50	14:35:01
11	PIT	05:17,131	00:31,851	00:27,078	00:39,502		14:41:57
12	09:34,392	36:55,194	00:31,528	00:33,596	00:32,584		14:51:31
13	01:53,337	00:25,983	00:30,476	00:25,846	00:31,032	199,38	14:53:25
14	01:52,325	00:25,669	00:30,351	00:25,734	00:30,571	201,87	14:55:17
15	PIT	00:46,485	00:39,928	00:32,138	00:42,865	203,77	14:57:58

46	MOOR, Rossi Attila	Gazzolaracing					
	USA	P.Vmax: 29 T. Ideal: 01:53,175					
Lap Time	Sector 1	Sector 2	Sector 3	Sector 4	V.Max	Hour	
1	START	01:02,940	00:33,189	00:28,048	00:32,184		14:15:35
2	01:55,345	00:26,552	00:30,696	00:26,808	00:31,289	194,01	14:17:30
3	01:54,557	00:26,327	00:30,673	00:26,339	00:31,218	191,72	14:19:25
4	01:55,447	00:26,323	00:31,256	00:26,564	00:31,304	192,86	14:21:20
5	01:54,575	00:26,282	00:30,388	00:26,462	00:31,443	191,15	14:23:15
6	01:55,296	00:26,281	00:30,569	00:26,493	00:31,953	190,59	14:25:10
7	01:53,819	00:26,271	00:30,180	00:26,369	00:30,999	186,21	14:27:04
8	01:53,976	00:26,060	00:30,298	00:26,420	00:31,198	190,59	14:28:58
9	PIT	00:28,140	01:06,686	00:30,314	00:39,285	188,37	14:31:42
10	21:26,061	19:54,955	00:32,129	00:27,442	00:31,535		14:53:08
11	01:53,833	00:25,900	00:30,518	00:26,576	00:30,839	198,17	14:55:02
12	01:53,790	00:25,817	00:30,633	00:26,418	00:30,922	195,18	14:56:56

63	AZMAN, Syarifuddin	Sic Racing					
	MAL	P.Vmax: 4 T. Ideal: 01:50,812					
Lap Time	Sector 1	Sector 2	Sector 3	Sector 4	V.Max	Hour	
1	START	01:48,350	00:32,199	00:28,087	00:31,128		14:16:18
2	01:53,111	00:26,154	00:30,243	00:26,051	00:30,663	205,06	14:18:11
3	01:52,059	00:25,898	00:29,712	00:25,990	00:30,459	205,71	14:20:03
4	01:54,203	00:25,951	00:29,851	00:26,088	00:32,313	205,71	14:21:58
5	01:52,199	00:25,674	00:29,871	00:26,101	00:30,553	204,42	14:23:50
6	01:51,644	00:25,518	00:29,792	00:25,750	00:30,584	202,50	14:25:41
7	01:51,268	00:25,659	00:29,539	00:25,719	00:30,351	202,50	14:27:33
8	01:51,517	00:25,628	00:29,678	00:25,614	00:30,597	203,13	14:29:24
9	PIT	00:26,033	00:30,086	00:26,320	00:36,762	194,01	14:31:23
10	07:01,805	05:33,830	00:30,884	00:26,462	00:30,629		14:38:25
11	01:52,877	00:25,803	00:30,064	00:25,893	00:31,117	200,62	14:40:18
12	01:51,783	00:25,556	00:29,865	00:25,716	00:30,646	200,62	14:42:10
13	01:52,089	00:25,590	00:30,079	00:25,933	00:30,487	199,38	14:44:02
14	07:08,064	36:42,384	00:31,909	00:26,465	00:30,826		14:51:10
15	01:52,228	00:25,835	00:29,945	00:25,696	00:30,752	200,00	14:53:02
16	01:51,341	00:25,501	00:29,776	00:25,653	00:30,411	201,24	14:54:54

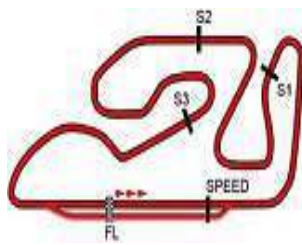
48	PLANQUES, Gabin	Larresport					
	FRA	P.Vmax: 27 T. Ideal: 01:54,773					
Lap Time	Sector 1	Sector 2	Sector 3	Sector 4	V.Max	Hour	
1	START	01:21,770	00:31,909	00:27,130	00:31,646		14:15:51
2	01:55,238	00:26,519	00:30,540	00:26,671	00:31,508	198,77	14:17:46
3	01:55,670	00:26,554	00:30,714	00:26,801	00:31,601	198,17	14:19:42
4	PIT	00:28,789	00:32,330	00:28,254	00:40,208	196,96	14:21:51
5	10:12,947	08:42,106	00:31,547	00:27,382	00:31,912		14:32:04
6	01:56,596	00:26,997	00:30,957	00:27,053	00:31,589	195,77	14:34:01
7	01:55,231	00:26,691	00:30,618	00:26,709	00:31,213	196,36	14:35:56
8	01:54,891	00:26,409	00:30,524	00:26,627	00:31,331	196,96	14:37:51
9	PIT	00:28,247	00:31,802	00:27,530	00:38,266	198,17	14:39:57
10	13:58,054	39:24,825	00:32,116	00:27,664	00:31,903		14:53:55
11	01:56,065	00:26,754	00:30,980	00:26,786	00:31,545	196,96	14:55:51

54	FERRÁNDEZ, Alberto	Mt-Foundation 77					
	SPA	P.Vmax: 14 T. Ideal: 01:52,044					
Lap Time	Sector 1	Sector 2	Sector 3	Sector 4	V.Max	Hour	



HEADQUARTERS - Príncipe de Vergara, 183 - 28002 Madrid - Tel: +34 91 782 02 20

www.fimcevrepsol.com



Circuit Ricardo Tormo

FIM CEV REPSOL Circuit Ricardo Tormo Nov.21

ANALYSIS / SECTORS Qualifying Practice 2 Moto3

17 01:51,444 00:25,368 00:30,110 00:25,554 00:30,412 200,00 14:56:45

13 01:53,603 00:25,592 00:30,741 00:26,043 00:31,227 199,38 14:53:21

64 MUÑOZ, David		Avatel - Cardoso Racing					
SPA		P.Vmax: 16 T. Ideal: 01:50,749					
Lap	Time	Sector 1	Sector 2	Sector 3	Sector 4	V.Max	Hour
1	START	01:20,250	00:32,539	00:27,440	00:31,207		14:15:50
2	01:53,366	00:26,521	00:30,327	00:26,152	00:30,366	200,62	14:17:43
3	PIT	00:26,710	00:31,432	00:26,862	00:37,042	200,62	14:19:45
4	06:17,423	04:48,108	00:31,846	00:26,704	00:30,765		14:26:03
5	01:53,060	00:25,621	00:30,615	00:26,274	00:30,550	198,77	14:27:56
6	01:51,797	00:25,761	00:30,030	00:25,750	00:30,256	200,00	14:29:48
7	01:51,350	00:25,619	00:29,753	00:25,817	00:30,161	199,38	14:31:39
8	01:50,764	00:25,593	00:29,549	00:25,573	00:30,049	199,38	14:33:30
9	18:01,839	16:28,684	00:33,735	00:27,875	00:31,545	200,62	14:51:31
10	01:53,607	00:26,383	00:30,601	00:26,088	00:30,535	200,62	14:53:25
11	01:52,119	00:25,578	00:30,195	00:25,906	00:30,440	201,24	14:55:17
12	01:56,248	00:26,302	00:31,261	00:27,010	00:31,675	202,50	14:57:13

77 VOLPI, Mattia		Agr Team					
ITA		P.Vmax: 26 T. Ideal: 01:57,237					
Lap	Time	Sector 1	Sector 2	Sector 3	Sector 4	V.Max	Hour
1	START	00:53,480	00:33,319	00:28,561	00:32,833		14:15:27
2	01:59,330	00:27,108	00:31,589	00:28,246	00:32,387	198,77	14:17:26
3	01:58,194	00:27,025	00:31,366	00:27,618	00:32,185	195,77	14:19:24
4	01:58,469	00:26,829	00:31,997	00:27,446	00:32,197	199,38	14:21:23
5	PIT	00:27,203	00:31,385	00:27,801	00:42,887	196,36	14:23:32
6	10:08,195	08:34,424	00:32,674	00:28,441	00:32,656		14:33:40
7	01:59,455	00:27,228	00:31,764	00:27,903	00:32,560	196,36	14:35:40
8	01:58,719	00:27,109	00:31,577	00:27,699	00:32,334	196,96	14:37:38
9	01:58,758	00:26,994	00:31,742	00:27,686	00:32,336	197,56	14:39:37
10	01:58,236	00:26,685	00:31,456	00:27,581	00:32,514	198,77	14:41:35
11	01:57,963	00:26,982	00:31,749	00:27,492	00:31,740	195,77	14:43:33

66 KELSO, Joel		Agr Team					
AUS		P.Vmax: 10 T. Ideal: 01:54,774					
Lap	Time	Sector 1	Sector 2	Sector 3	Sector 4	V.Max	Hour
1	START	01:08,169	00:32,821	00:27,269	00:31,576		14:15:38
2	01:56,792	00:26,518	00:31,552	00:27,097	00:31,625	203,13	14:17:35
3	01:55,105	00:26,230	00:31,092	00:26,626	00:31,157	201,87	14:19:30
4	01:55,218	00:26,134	00:30,976	00:26,578	00:31,530	201,24	14:21:25
5	01:56,590	00:26,473	00:30,927	00:27,095	00:32,095	196,36	14:23:22
6	PIT	00:26,112	00:31,156	00:27,941	00:40,592	204,42	14:25:28
7	PIT	11:57,202	00:34,233	00:28,426	00:42,465		14:39:10
8	PIT	38:02,268	00:33,216	00:29,632	00:40,210		14:52:44

80 ALONSO, David		Aspar Team					
COL		P.Vmax: 1 T. Ideal: 01:50,880					
Lap	Time	Sector 1	Sector 2	Sector 3	Sector 4	V.Max	Hour
1	START	01:56,559	00:32,338	00:26,802	00:31,512		14:16:26
2	01:52,538	00:25,701	00:30,256	00:26,049	00:30,532	207,03	14:18:18
3	01:51,437	00:25,387	00:29,935	00:25,791	00:30,324	207,03	14:20:10
4	PIT	00:25,153	01:24,304	00:33,595	00:41,876	207,69	14:23:15
5	13:54,556	12:22,535	00:33,348	00:27,221	00:31,452		14:37:09
6	01:53,391	00:25,719	00:30,796	00:26,204	00:30,672	205,06	14:39:02
7	01:51,726	00:25,289	00:30,180	00:25,874	00:30,383	205,06	14:40:54
8	01:51,739	00:25,385	00:30,245	00:25,749	00:30,360	205,06	14:42:46
9	01:51,310	00:25,269	00:30,121	00:25,752	00:30,168	205,71	14:44:37
10	06:51,455	37:00,514	00:32,520	00:26,662	00:30,595		14:51:29
11	01:52,188	00:25,342	00:30,212	00:26,051	00:30,583	205,71	14:53:21
12	01:51,140	00:25,307	00:30,041	00:25,656	00:30,136	206,37	14:55:12
13	01:52,393	00:25,303	00:30,200	00:26,177	00:30,713	208,36	14:57:04

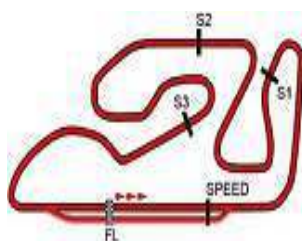
69 FUSCO, Raffaele		Tm Racing Factory					
ITA		P.Vmax: 24 T. Ideal: 01:52,674					
Lap	Time	Sector 1	Sector 2	Sector 3	Sector 4	V.Max	Hour
1	START	01:11,440	00:33,790	00:28,230	00:31,853		14:15:44
2	01:54,678	00:26,519	00:30,716	00:26,314	00:31,129	196,36	14:17:38
3	01:54,031	00:26,536	00:30,413	00:26,041	00:31,041	200,00	14:19:32
4	01:52,789	00:25,838	00:30,110	00:25,920	00:30,921	198,77	14:21:25
5	01:57,734	00:27,057	00:31,056	00:27,689	00:31,932	195,77	14:23:23
6	PIT	00:26,036	00:30,214	00:27,016	00:38,738	195,18	14:25:25
7	09:34,121	08:04,651	00:32,452	00:26,090	00:30,928		14:34:59
8	16:08,550	14:32,162	00:33,688	00:28,559	00:34,141	195,18	14:51:08
9	01:54,625	00:26,331	00:30,399	00:26,488	00:31,407	195,18	14:53:02
10	01:53,490	00:26,167	00:29,995	00:26,100	00:31,228	195,18	14:54:56
11	NULL	00:26,862	00:32,907	00:26,964	00:31,789	194,59	14:56:54

81 AGIUS, Senna		Sic58 Squadra Corse					
AUS		P.Vmax: 24 T. Ideal: 01:51,356					
Lap	Time	Sector 1	Sector 2	Sector 3	Sector 4	V.Max	Hour
1	START	00:58,219	00:31,381	00:26,480	00:31,177		14:15:26
2	01:53,260	00:26,252	00:30,215	00:26,041	00:30,752	198,77	14:17:19
3	01:52,782	00:25,993	00:30,039	00:26,152	00:30,598	196,96	14:19:12
4	01:52,170	00:25,819	00:29,857	00:25,976	00:30,518	197,56	14:21:04
5	01:53,803	00:26,427	00:30,038	00:26,259	00:31,079	198,17	14:22:58
6	01:52,043	00:25,771	00:29,828	00:25,858	00:30,586	196,96	14:24:50
7	PIT	00:25,782	00:30,599	00:28,096	00:37,347	196,96	14:26:52
8	11:37,819	10:09,336	00:30,971	00:26,621	00:30,891		14:38:29
9	01:53,170	00:25,991	00:30,249	00:26,162	00:30,768	198,17	14:40:23
10	01:53,605	00:25,801	00:30,026	00:25,944	00:31,834	196,96	14:42:16
11	01:52,511	00:25,749	00:30,136	00:25,925	00:30,701	197,56	14:44:09
12	07:08,569	36:51,134	00:30,696	00:26,236	00:30,747		14:51:17
13	01:52,157	00:25,829	00:29,997	00:25,855	00:30,476	199,38	14:53:09
14	01:51,638	00:25,598	00:29,767	00:25,956	00:30,317	200,00	14:55:01
15	01:51,558	00:25,475	00:29,718	00:25,846	00:30,519	200,00	14:56:53

70 WHATLEY, Joshua		Team Mita					
GBR		P.Vmax: 14 T. Ideal: 01:52,578					
Lap	Time	Sector 1	Sector 2	Sector 3	Sector 4	V.Max	Hour
1	START	01:05,289	00:32,700	00:27,631	00:31,969		14:15:36
2	01:54,492	00:26,091	00:30,983	00:26,308	00:31,110	200,00	14:17:30
3	01:54,130	00:26,385	00:30,398	00:26,462	00:30,885	203,13	14:19:25
4	01:53,438	00:25,985	00:30,217	00:25,956	00:31,280	201,87	14:21:18
5	01:53,731	00:25,915	00:30,348	00:26,072	00:31,396	199,38	14:23:12
6	01:53,074	00:25,919	00:30,243	00:26,003	00:30,909	199,38	14:25:05
7	01:53,017	00:25,758	00:30,267	00:25,884	00:31,108	200,00	14:26:58
8	PIT	00:25,826	00:30,399	00:26,111	00:37,407	199,38	14:28:58
9	PIT	09:45,051	00:34,722	00:28,920	01:00,061		14:40:46
10	02:45,232	01:13,423	00:32,577	00:27,076	00:32,156		14:43:32
11	01:53,636	00:25,986	00:30,388	00:26,008	00:31,254	197,56	14:45:25
12	06:02,355	36:56,845	00:31,571	00:26,832	00:33,943		14:51:28

92 MOREIRA, Diogo		Team Estrella Galicia 0,0					
BRA		P.Vmax: 16 T. Ideal: 01:51,538					
Lap	Time	Sector 1	Sector 2	Sector 3	Sector 4	V.Max	Hour
1	START	01:48,110	00:32,280	00:27,148	00:31,157		14:16:17
2	01:53,682	00:26,037	00:30,403	00:26,410	00:30,832	198,77	14:18:11
3	01:53,610	00:26,609	00:30,140	00:26,162	00:30,699	200,00	14:20:04
4	01:52,572	00:25,707	00:29,922	00:26,179	00:30,764	201,24	14:21:57





Circuit Ricardo Tormo

FIM CEV REPSOL Circuit Ricardo Tormo Nov.21

ANALYSIS / SECTORS Qualifying Practice 2 Moto3

5	01:55,231	00:25,986	00:32,273	00:26,200	00:30,772	200,00	14:23:52	3	01:51,458	00:25,635	00:29,651	00:25,805	00:30,367	198,77	14:19:43
6	01:56,242	00:25,827	00:30,867	00:26,573	00:32,975	200,00	14:25:48	4	01:52,338	00:26,284	00:29,971	00:25,963	00:30,120	202,50	14:21:35
7	01:52,552	00:25,824	00:29,889	00:25,988	00:30,851	202,50	14:27:41	5	01:50,639	00:25,375	00:29,525	00:25,592	00:30,147	198,77	14:23:26
8	PIT	00:26,872	00:30,948	00:27,173	00:37,678	198,77	14:29:44	6	02:06,566	00:31,553	00:33,115	00:30,643	00:31,255	200,00	14:25:32
9	08:40,178	07:12,554	00:30,630	00:26,405	00:30,589		14:38:24	7	01:50,662	00:25,500	00:29,460	00:25,495	00:30,207	199,38	14:27:23
10	01:54,285	00:25,649	00:29,964	00:26,285	00:32,387	198,17	14:40:18	8	PIT	00:25,315	00:29,884	00:26,296	00:39,205	200,62	14:29:24
11	01:52,074	00:25,794	00:29,815	00:26,018	00:30,447	196,96	14:42:10	9	10:03,492	08:29,532	00:33,854	00:28,354	00:31,752		14:39:27
12	PIT	00:25,761	00:32,907	00:27,349	00:36,123	201,24	14:44:12	10	01:55,311	00:26,514	00:31,121	00:26,600	00:31,076	197,56	14:41:23
13	06:57,867	05:28,614	00:31,364	00:26,775	00:31,114		14:51:10								
14	01:52,491	00:25,897	00:29,991	00:25,989	00:30,614	202,50	14:53:03								
15	01:51,538	00:25,560	00:29,806	00:25,849	00:30,323	202,50	14:54:54								

95	RUEDA, Jose Antonio		Team Estrella Galicia 0,0				
	SPA		P.Vmax: 7		T. Ideal: 01:49,875		
Lap Time	Sector 1	Sector 2	Sector 3	Sector 4	V.Max	Hour	
1	START	01:47,239	00:32,551	00:27,014	00:31,071		14:16:16
2	01:53,853	00:26,025	00:30,410	00:26,681	00:30,737	203,13	14:18:10
3	01:52,972	00:26,044	00:30,336	00:26,154	00:30,438	203,13	14:20:03
4	01:52,351	00:25,908	00:29,870	00:26,000	00:30,573	200,00	14:21:55
5	01:51,695	00:25,570	00:29,790	00:25,895	00:30,440	202,50	14:23:47
6	01:51,686	00:25,623	00:29,784	00:25,891	00:30,388	202,50	14:25:39
7	01:51,232	00:25,575	00:29,757	00:25,695	00:30,205	203,13	14:27:30
8	01:51,051	00:25,505	00:29,583	00:25,772	00:30,191	203,77	14:29:21
9	01:50,598	00:25,471	00:29,537	00:25,573	00:30,017	203,77	14:31:12
10	01:50,958	00:25,440	00:29,531	00:25,734	00:30,253	205,06	14:33:03
11	PIT	00:25,427	00:29,436	00:26,114	00:36,969	204,42	14:35:01
12	06:38,888	05:09,635	00:32,107	00:26,644	00:30,502		14:41:39
13	01:52,178	00:25,703	00:30,203	00:25,956	00:30,316	201,87	14:43:32
14	01:50,640	00:25,384	00:29,570	00:25,651	00:30,035	203,77	14:45:22
15	05:43,873	36:41,385	00:30,339	00:25,853	00:30,219		14:51:06
16	01:50,415	00:25,342	00:29,480	00:25,476	00:30,117	203,77	14:52:57
17	01:50,233	00:25,365	00:29,378	00:25,436	00:30,054	203,13	14:54:47
18	01:49,875	00:25,242	00:29,271	00:25,405	00:29,957	203,77	14:56:37

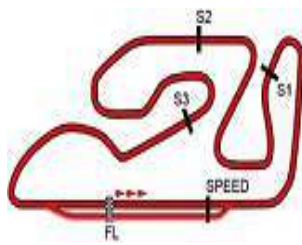
96	HOLGADO, Daniel		Aspar Team				
	SPA		P.Vmax: 4		T. Ideal: 01:50,595		
Lap Time	Sector 1	Sector 2	Sector 3	Sector 4	V.Max	Hour	
1	START	01:53,265	00:32,044	00:26,634	00:31,474		14:16:22
2	01:53,052	00:25,720	00:30,324	00:26,250	00:30,758	203,13	14:18:15
3	01:52,376	00:25,630	00:30,101	00:25,998	00:30,647	204,42	14:20:07
4	01:51,927	00:25,353	00:29,935	00:25,986	00:30,653	204,42	14:21:59
5	01:51,961	00:25,486	00:29,963	00:25,858	00:30,654	205,06	14:23:51
6	01:57,057	00:29,009	00:31,090	00:25,955	00:31,003	205,71	14:25:48
7	01:53,339	00:25,674	00:30,010	00:25,806	00:31,849	204,42	14:27:42
8	01:52,464	00:25,629	00:30,270	00:25,955	00:30,610	205,06	14:29:34
9	01:51,891	00:25,544	00:30,131	00:25,807	00:30,409	204,42	14:31:26
10	PIT	00:26,234	00:31,542	00:26,976	00:37,545	205,06	14:33:28
11	PIT	04:38,380	00:36,632	00:29,698	00:38,251		14:39:51
12	04:52,916	03:23,304	00:32,163	00:26,679	00:30,770		14:44:44
13	06:10,417	36:28,426	00:31,201	00:25,997	00:30,451		14:50:54
14	01:51,496	00:25,418	00:29,951	00:25,788	00:30,339	203,77	14:52:46
15	01:51,015	00:25,320	00:29,846	00:25,625	00:30,224	204,42	14:54:37
16	01:50,603	00:25,328	00:29,713	00:25,427	00:30,135	204,42	14:56:28

97	MORELLI, Marco		Avatel-Cardoso Racing				
	ARG		P.Vmax: 16		T. Ideal: 01:50,390		
Lap Time	Sector 1	Sector 2	Sector 3	Sector 4	V.Max	Hour	
1	START	01:30,400	00:31,619	00:27,102	00:31,538		14:15:59
2	01:52,349	00:25,942	00:29,856	00:26,091	00:30,460	197,56	14:17:51



HEADQUARTERS - Principe de Vergara, 183 - 28002 Madrid - Tel: +34 91 782 02 20

www.fimcevrepsol.com



Circuit Ricardo Tormo

FIM CEV REPSOL Circuit Ricardo Tormo Nov.21

VELOCIDAD EN SECTORES Qualifying Practice 2 Moto3

9 - VEJER, Collin		P.Vmax: 13				T. Ideal: 01:52,247		
Lap	Time	Vel. S1	Vel. S2	Vel. S3	Vel. S4	Avg spd	V.Max	Hour
1	START	57,88	104,57	111,14	124,66	90,54		14:15:38
2	01:55,642	142,56	110,74	114,32	132,03	124,68	203,77	14:17:33
3	01:54,620	144,28	112,73	114,66	132,36	125,79	200,00	14:19:28
4	01:54,826	144,32	112,38	115,13	131,40	125,56	200,62	14:21:23
5	01:54,585	144,47	112,43	114,91	132,46	125,83	203,13	14:23:17
6	01:54,123	145,65	112,25	115,49	133,17	126,34	199,38	14:25:11
7	01:53,546	146,20	113,67	115,87	133,20	126,98	202,50	14:27:05
8	PIT	145,82	113,54	113,58	117,33	121,81	201,24	14:29:03
9	04:51,751	18,86	109,41	113,57	132,22	49,42		14:33:55
10	01:53,362	146,33	112,52	116,53	134,60	127,19	199,38	14:35:48
11	01:53,271	147,41	113,01	116,41	133,70	127,29	201,24	14:37:42
12	01:54,783	146,30	112,74	114,51	130,28	125,61	201,87	14:39:37
13	01:52,998	146,86	113,79	116,77	134,05	127,60	200,62	14:41:30
14	01:52,841	148,21	113,53	116,76	134,01	127,77	200,62	14:43:22
15	01:52,968	148,04	113,65	116,99	133,23	127,63	200,62	14:45:15
16	PIT	1,74	110,89	114,93	114,86	41,57		14:51:02
17	02:14,425	85,11	110,20	110,69	133,36	107,26		14:53:17
18	01:54,547	148,65	113,76	115,99	127,11	125,87	203,13	14:55:11
19	01:52,598	148,40	114,15	116,03	134,94	128,05	203,13	14:57:04

10 - CARRARO, Nicola Fabio		P.Vmax: 30				T. Ideal: 01:53,636		
Lap	Time	Vel. S1	Vel. S2	Vel. S3	Vel. S4	Avg spd	V.Max	Hour
1	START	56,11	101,54	104,50	125,87	88,06		14:15:42
2	01:58,797	139,29	108,23	110,43	128,46	121,37	197,56	14:17:41
3	01:56,213	144,43	111,10	111,32	130,77	124,07	197,56	14:19:37
4	01:56,331	143,88	111,44	112,01	129,62	123,94	196,96	14:21:33
5	01:56,297	142,92	111,21	112,82	129,95	123,98	194,01	14:23:30
6	01:55,648	144,63	112,32	112,24	130,64	124,67	194,01	14:25:25
7	01:54,994	145,44	113,05	112,86	131,31	125,38	195,18	14:27:20
8	01:54,720	145,48	113,03	112,77	132,55	125,68	196,36	14:29:15
9	01:54,345	145,65	113,42	114,24	132,08	126,09	194,59	14:31:09
10	01:54,112	146,48	113,48	114,57	132,06	126,35	196,36	14:33:04
11	01:56,143	146,09	111,51	107,75	133,14	124,14	195,77	14:35:00
12	01:55,546	146,70	111,98	112,89	129,27	124,78	195,77	14:36:55
13	PIT	136,80	101,13	106,70	95,41	107,92	192,28	14:39:09
14	06:04,164	14,08	104,53	107,97	128,66	39,59		14:45:13
15	06:06,606	1,73	110,73	112,33	130,15	39,33		14:51:20
16	01:54,987	145,53	112,22	112,69	132,39	125,39	195,77	14:53:15
17	01:54,799	147,27	113,43	112,43	130,78	125,59	194,59	14:55:09
18	01:54,153	146,65	112,33	114,92	132,73	126,30	195,18	14:57:04

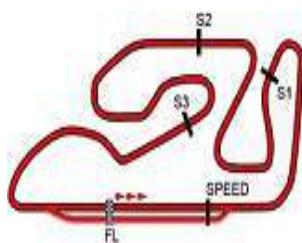
13 - TAPIA, Marco		P.Vmax: 30				T. Ideal: 01:51,825		
Lap	Time	Vel. S1	Vel. S2	Vel. S3	Vel. S4	Avg spd	V.Max	Hour
1	START	81,05	101,69	104,90	130,94	101,99		14:15:20
2	01:55,666	144,47	110,84	112,93	131,71	124,65	195,18	14:17:15
3	01:53,233	145,80	113,87	116,15	134,36	127,33	195,77	14:19:09
4	01:53,064	147,23	114,63	115,40	133,86	127,52	197,56	14:21:02
5	01:53,348	147,42	113,68	115,31	133,66	127,20	196,96	14:22:55
6	01:52,392	147,99	114,37	117,69	134,28	128,28	195,18	14:24:47
7	01:51,831	148,74	115,13	117,87	135,13	128,93	195,18	14:26:39
8	01:52,042	147,91	114,93	117,90	135,02	128,68	195,77	14:28:31
9	PIT	136,17	108,39	112,19	106,14	114,71	196,36	14:30:37
10	05:44,794	14,95	108,37	113,11	133,48	41,82		14:36:22
11	01:52,868	147,54	114,28	116,01	134,28	127,74	196,96	14:38:15

17 - MUÑOZ, Daniel		P.Vmax: 22				T. Ideal: 01:51,323		
Lap	Time	Vel. S1	Vel. S2	Vel. S3	Vel. S4	Avg spd	V.Max	Hour
1	START	57,88	104,57	111,14	124,66	90,54		14:15:38
2	01:55,642	142,56	110,74	114,32	132,03	124,68	203,77	14:17:33
3	01:54,620	144,28	112,73	114,66	132,36	125,79	200,00	14:19:28
4	01:54,826	144,32	112,38	115,13	131,40	125,56	200,62	14:21:23
5	01:54,585	144,47	112,43	114,91	132,46	125,83	203,13	14:23:17
6	01:54,123	145,65	112,25	115,49	133,17	126,34	199,38	14:25:11
7	01:53,546	146,20	113,67	115,87	133,20	126,98	202,50	14:27:05
8	PIT	145,82	113,54	113,58	117,33	121,81	201,24	14:29:03
9	04:51,751	18,86	109,41	113,57	132,22	49,42		14:33:55
10	01:53,362	146,33	112,52	116,53	134,60	127,19	199,38	14:35:48
11	01:53,271	147,41	113,01	116,41	133,70	127,29	201,24	14:37:42
12	01:54,783	146,30	112,74	114,51	130,28	125,61	201,87	14:39:37
13	01:52,998	146,86	113,79	116,77	134,05	127,60	200,62	14:41:30
14	01:52,841	148,21	113,53	116,76	134,01	127,77	200,62	14:43:22
15	01:52,968	148,04	113,65	116,99	133,23	127,63	200,62	14:45:15
16	PIT	1,74	110,89	114,93	114,86	41,57		14:51:02
17	02:14,425	85,11	110,20	110,69	133,36	107,26		14:53:17
18	01:54,547	148,65	113,76	115,99	127,11	125,87	203,13	14:55:11
19	01:52,598	148,40	114,15	116,03	134,94	128,05	203,13	14:57:04

20 - GARCÍA, José Julián		P.Vmax: 20				T. Ideal: 01:50,255		
Lap	Time	Vel. S1	Vel. S2	Vel. S3	Vel. S4	Avg spd	V.Max	Hour
1	START	66,27	109,84	114,19	132,54	98,34		14:15:25
2	01:51,511	148,89	115,49	117,57	136,31	129,30	200,62	14:17:17
3	01:51,104	150,79	116,24	118,09	135,31	129,77	201,87	14:19:08
4	01:50,908	150,19	116,82	118,08	136,00	130,00	200,00	14:20:59
5	PIT	151,41	116,45	119,18	35,83	73,82	199,38	14:24:14
6	19:52,576	3,46	109,83	112,48	134,14	12,09		14:44:06
7	07:37,926	1,71	110,97	115,72	133,92	31,49		14:51:44
8	01:52,177	150,12	114,30	117,47	133,90	128,53	201,24	14:53:37
9	01:51,169	150,78	115,49	118,23	135,77	129,69	200,62	14:55:28
10	01:50,599	152,03	115,96	119,36	135,75	130,36	201,24	14:57:18

24 - ORTOLÁ, Ivan		P.Vmax: 7				T. Ideal: 01:50,711		
Lap	Time	Vel. S1	Vel. S2	Vel. S3	Vel. S4	Avg spd	V.Max	Hour
1	START	59,26	103,55	113,04	129,77	92,27		14:15:35
2	01:54,846	146,79	111,51	113,06	132,49	125,54	202,50	14:17:30
3	01:53,556	147,15	113,15	115,52	133,38	126,97	202,50	14:19:23
4	01:52,121	149,02	114,96	116,90	134,77	128,59	201,24	14:21:15
5	01:51,951	148,86	114,19	117,59	135,86	128,79	201,24	14:23:07
6	01:53,219	149,89	111,31	116,01	134,48	127,35	202,50	14:25:00
7	01:51,342	150,50	115,47	118,09	135,36	129,49	201,24	14:26:52
8	01:51,293	149,73	115,15	118,20	136,42	129,55	201,24	14:28:43
9	01:51,582	151,80	114,65	117,62	134,73	129,21	202,50	14:30:35
10	PIT	151,33	116,06	112,92	109,98	120,90	201,24	14:32:34
11	PIT	10,35	53,45	94,87	105,99	28,62		14:40:58
12	04:44,197	20,11	98,29	108,76	130,90	50,73		14:45:42
13	05:32,687	1,73	107,73	113,66	132,73	43,34		14:51:15
14	01:53,632	149,10	112,49	116,16	131,75	126,88	203,13	14:53:08
15	01:51,717	150,53	114,07	117,91	135,47	129,06	205,06	14:55:00
16	01:54,708	150,53	114,02	112,08	128,56	125,69	204,42	14:56:55

26 - OGDEN, Scott James		P.Vmax: 2				T. Ideal: 01:49,731		
Lap	Time	Vel. S1	Vel. S2	Vel. S3	Vel. S4	Avg spd	V.Max	Hour
1	START	32,69	108,90	115,22	134,69	70,23		14:16:24
2	01:51,459	149,27	115,94	116,85	136,46	129,36	203,13	14:18:15
3	01:52,219	149,69	114,57	116,30	134,86	128,48	205,06	14:20:07
4	01:54,935	147,27	109,01	113,13	134,72	125,44	207,03	14:22:02
5	01:50,142	151,08	117,53	118,87	137,22	130,90	203,13	14:23:52
6	01:51,052	148,88	115,91	118,54	136,95	129,83	206,37	14:25:43
7	01:50,554	150,99	116,72	118,34	136,85	130,42	203,13	14:27:34
8	01:50,388	150,88	117,13	119,04	136,54	130,61	204,42	14:29:24



Circuit Ricardo Tormo

FIM CEV REPSOL Circuit Ricardo Tormo Nov.21

VELOCIDAD EN SECTORES Qualifying Practice 2 Moto3

9	PIT	149,27	114,60	115,93	111,94	121,54	205,71	14:31:23
10	08:33,272	9,14	94,10	108,20	132,69	28,09		14:39:56
11	PIT	147,99	111,40	114,81	110,20	119,60	200,00	14:41:57
12	09:53,116	1,70	112,68	117,05	135,43	24,31		14:51:50
13	01:50,224	151,45	116,76	119,17	137,15	130,81	202,50	14:53:40
14	01:50,005	151,48	117,10	119,69	137,23	131,07	203,77	14:55:30
15	01:49,767	151,43	117,54	120,46	137,10	131,35	202,50	14:57:20

1	START	55,85	103,99	108,69	127,41	89,15		14:15:40
2	01:58,072	140,89	109,64	111,12	127,80	122,11	201,87	14:17:38
3	01:55,776	141,76	111,66	113,50	131,84	124,53	204,42	14:19:34
4	01:55,714	143,40	111,65	113,33	130,99	124,60	203,13	14:21:30
5	01:55,039	144,91	112,78	113,62	131,07	125,33	203,13	14:23:25
6	01:55,169	145,76	112,58	113,85	129,90	125,19	201,87	14:25:20
7	01:54,143	146,02	112,97	115,33	132,12	126,32	200,00	14:27:14
8	01:54,090	145,97	113,30	114,12	133,18	126,37	200,62	14:29:08
9	01:53,402	146,25	113,64	116,40	133,30	127,14	203,13	14:31:02
10	01:53,955	146,25	112,52	115,41	133,19	126,52	201,24	14:32:55
11	01:53,571	145,92	113,69	116,42	132,75	126,95	199,38	14:34:49
12	01:53,500	147,15	112,82	116,09	133,44	127,03	201,87	14:36:43
13	20:37,689	3,34	99,61	106,48	125,90	11,65	200,00	14:57:20

27 - O'GORMAN, Casey P.Vmax: 22 T. Ideal: 01:52,143

Lap	Time	Vel. S1	Vel. S2	Vel. S3	Vel. S4	Avg spd	V.Max	Hour
1	START	62,78	107,27	112,62	132,39	95,50		14:15:29
2	01:54,569	145,86	111,89	113,37	133,62	125,85	198,77	14:17:24
3	01:53,119	147,09	113,54	115,61	134,79	127,46	200,00	14:19:17
4	01:52,479	147,97	114,90	116,52	134,43	128,18	198,77	14:21:10
5	01:52,540	148,56	114,33	116,40	134,49	128,11	200,00	14:23:02
6	29:15,435	1,68	108,61	109,84	131,90	8,21		14:52:18
7	01:54,092	147,22	111,36	114,62	134,01	126,37	200,62	14:54:12
8	01:52,400	148,71	113,92	116,67	135,20	128,27	200,62	14:56:04

28 - BERTELLE, Matteo P.Vmax: 10 T. Ideal: 01:51,002

Lap	Time	Vel. S1	Vel. S2	Vel. S3	Vel. S4	Avg spd	V.Max	Hour
1	START	56,44	103,99	113,55	130,09	90,60		14:15:38
2	01:53,273	146,84	111,97	117,81	134,01	127,29	203,13	14:17:31
3	01:52,881	147,79	113,44	117,55	133,50	127,73	203,77	14:19:24
4	01:51,648	148,59	114,90	118,61	135,60	129,14	201,24	14:21:15
5	PIT	143,56	109,84	114,46	111,62	118,78	203,77	14:23:17
6	04:06,558	24,24	108,18	114,04	134,24	58,48		14:27:23
7	01:52,167	150,07	114,36	116,79	134,58	128,54	204,42	14:29:15
8	01:52,611	149,68	113,29	116,53	134,42	128,03	204,42	14:31:08
9	PIT	149,49	114,08	118,00	117,11	123,61	203,77	14:33:05
10	07:10,878	11,32	101,11	107,06	131,36	33,46		14:40:16
11	01:55,496	145,68	108,79	112,91	134,01	124,84	199,38	14:42:11
12	01:51,538	149,39	114,25	118,97	135,90	129,27	202,50	14:44:03
13	07:13,666	1,73	110,46	117,18	135,07	33,25		14:51:16
14	01:51,518	150,41	114,33	118,49	135,57	129,29	202,50	14:53:08
15	01:51,230	150,90	114,14	118,84	136,38	129,62	201,87	14:54:59
16	01:54,537	143,41	113,19	117,25	130,41	125,88	202,50	14:56:54

29 - VOIGHT, Harrison P.Vmax: 16 T. Ideal: 01:50,758

Lap	Time	Vel. S1	Vel. S2	Vel. S3	Vel. S4	Avg spd	V.Max	Hour
1	START	64,74	109,84	114,19	133,70	97,61		14:15:26
2	01:53,410	145,06	114,36	115,07	134,69	127,13	200,62	14:17:20
3	01:52,831	147,09	114,31	115,52	135,25	127,78	201,24	14:19:12
4	01:51,663	148,48	115,22	117,40	136,44	129,12	200,62	14:21:04
5	01:52,462	146,93	114,65	117,86	134,30	128,20	202,50	14:22:56
6	01:56,360	136,07	109,90	115,83	133,96	123,91	195,18	14:24:53
7	01:51,893	148,88	114,78	117,46	135,54	128,86	198,77	14:26:45
8	01:59,781	141,97	108,88	100,81	132,33	120,37	198,77	14:28:45
9	01:51,250	149,14	115,01	118,81	136,64	129,60	198,17	14:30:36
10	PIT	150,61	115,42	117,47	109,04	121,34	200,62	14:32:35
11	PIT	11,45	97,47	110,74	114,24	33,36		14:39:47
12	03:57,360	25,72	108,56	115,18	133,43	60,74		14:43:44
13	01:54,635	147,32	109,79	115,12	132,99	125,77	198,77	14:45:39
14	05:44,723	1,72	110,45	112,80	133,78	41,82		14:51:23
15	01:51,705	149,79	114,38	116,93	136,68	129,07	200,00	14:53:15
16	01:52,320	148,35	114,01	116,40	136,01	128,37	202,50	14:55:07
17	01:51,095	150,16	114,88	118,25	137,27	129,78	200,00	14:56:59

31 - O'SHEA, Edward Andrew P.Vmax: 10 T. Ideal: 01:53,192

Lap	Time	Vel. S1	Vel. S2	Vel. S3	Vel. S4	Avg spd	V.Max	Hour
-----	------	---------	---------	---------	---------	---------	-------	------

32 - MATSUYAMA, Takuma P.Vmax: 4 T. Ideal: 01:51,656

Lap	Time	Vel. S1	Vel. S2	Vel. S3	Vel. S4	Avg spd	V.Max	Hour
1	START	49,17	102,87	108,49	128,10	84,19		14:15:50
2	01:57,048	141,40	111,77	113,35	126,97	123,18	201,24	14:17:47
3	01:55,371	145,03	112,25	113,47	130,35	124,97	203,13	14:19:42
4	01:55,693	141,89	112,52	114,12	130,49	124,62	204,42	14:21:38
5	01:54,458	145,81	112,57	114,07	132,64	125,97	205,06	14:23:32
6	01:53,620	147,48	113,82	114,88	132,71	126,90	205,71	14:25:26
7	01:53,929	146,54	113,38	114,31	133,17	126,55	205,06	14:27:20
8	01:53,086	147,56	114,07	115,91	133,65	127,50	203,77	14:29:13
9	01:52,975	147,99	113,87	116,57	133,39	127,62	203,13	14:31:06
10	01:55,580	140,95	110,79	114,90	132,96	124,74	201,87	14:33:01
11	01:55,115	147,96	114,49	111,85	128,43	125,25	203,13	14:34:57
12	01:53,333	143,25	114,33	117,28	134,32	127,22	201,87	14:36:50
13	01:53,853	148,67	110,80	115,89	133,37	126,64	201,87	14:38:44
14	01:52,177	149,37	114,57	117,50	134,13	128,53	201,87	14:40:36
15	01:51,656	150,08	114,91	117,87	135,14	129,13	202,50	14:42:28
16	01:52,359	149,69	114,60	117,53	133,03	128,32	202,50	14:44:20

33 - BUASRI, Tatchakorn P.Vmax: 2 T. Ideal: 01:52,319

Lap	Time	Vel. S1	Vel. S2	Vel. S3	Vel. S4	Avg spd	V.Max	Hour
1	START	48,57	102,62	98,33	129,58	82,47		14:15:53
2	01:55,216	144,14	111,21	113,51	132,85	125,14	207,03	14:17:48
3	01:54,171	145,76	112,75	114,83	132,93	126,28	205,06	14:19:43
4	01:54,935	145,74	113,11	113,75	130,39	125,44	207,03	14:21:38
5	01:53,835	147,21	112,17	115,07	133,71	126,66	204,42	14:23:31
6	01:52,991	148,25	113,95	115,04	134,53	127,60	205,06	14:25:24
7	01:53,401	148,53	112,83	115,27	133,62	127,14	205,71	14:27:18
8	01:52,622	147,90	114,31	116,34	134,73	128,02	204,42	14:29:10
9	01:52,587	148,59	113,82	116,65	134,61	128,06	204,42	14:31:03
10	01:52,545	149,07	114,19	116,28	134,36	128,11	204,42	14:32:56
11	01:52,383	149,02	114,42	116,49	134,64	128,29	203,77	14:34:48
12	16:45,526	4,18	105,10	108,51	129,79	14,34	203,77	14:51:33
13	01:54,289	146,24	111,58	115,34	132,93	126,15	204,42	14:53:28
14	01:53,683	147,70	112,43	114,91	133,86	126,83	205,06	14:55:21
15	01:53,353	148,06	112,44	115,75	134,17	127,20	205,06	14:57:15

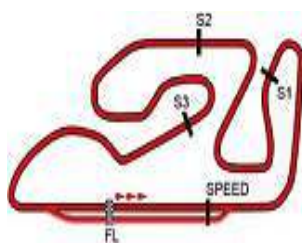
38 - SALVADOR, David P.Vmax: 27 T. Ideal: 01:51,014

Lap	Time	Vel. S1	Vel. S2	Vel. S3	Vel. S4	Avg spd	V.Max	Hour
1	START	39,80	100,91	109,43	129,48	76,06		14:16:08
2	01:53,200	147,79	113,23	115,60	134,26	127,37	198,77	14:18:01
3	01:52,733	149,07	113,84	115,71	134,50	127,90	198,17	14:19:54
4	01:52,352	150,00	114,62	116,31	134,00	128,33	198,17	14:21:46
5	01:52,407	149,37	114,71	116,65	133,78	128,27	198,17	14:23:39
6	01:52,231	149,94	114,49	116,44	134,60	128,47	197,56	14:25:31



HEADQUARTERS - Príncipe de Vergara, 183 - 28002 Madrid - Tel: +34 91 782 02 20

www.fimcevrepsol.com



Circuit Ricardo Tormo

FIM CEV REPSOL Circuit Ricardo Tormo Nov.21

VELOCIDAD EN SECTORES Qualifying Practice 2 Moto3

7	01:51,624	150,07	115,31	117,66	135,04	129,17	197,56	14:27:23
8	01:51,769	150,35	114,46	117,14	135,67	129,00	198,17	14:29:14
9	01:51,573	150,94	115,69	117,87	133,98	129,22	198,77	14:31:06
10	01:59,662	134,03	113,36	101,31	133,67	120,49	197,56	14:33:06
11	01:52,036	149,76	112,68	118,32	135,89	128,69	198,77	14:34:58
12	PIT	150,67	115,00	118,20	27,57	62,56	198,77	14:38:48
13	12:01,323	1,75	108,54	115,93	133,41	19,99		14:50:49
14	01:52,442	149,74	114,42	116,93	133,42	128,23	198,17	14:52:42
15	01:51,213	150,68	115,59	118,45	135,30	129,64	198,17	14:54:33
16	01:51,600	150,75	115,30	117,73	134,58	129,19	198,77	14:56:25

58 - LUNETTA, Luca								P.Vmax: 7	T. Ideal: 01:52,086
Lap	Time	Vel. S1	Vel. S2	Vel. S3	Vel. S4	Avg spd	V.Max	Hour	
1	START	62,87	101,69	95,57	126,18	90,68		14:15:37	
2	PIT	142,41	107,72	112,36	108,15	116,37	203,13	14:17:41	
3	03:56,247	26,36	105,02	112,73	129,88	61,03		14:21:38	
4	01:55,146	143,45	111,17	115,14	132,13	125,21	202,50	14:23:33	
5	01:54,591	145,35	112,43	116,34	130,40	125,82	205,06	14:25:27	
6	01:54,342	145,26	112,26	116,32	131,72	126,10	200,62	14:27:22	
7	01:53,493	147,60	112,29	116,29	133,55	127,04	203,13	14:29:15	
8	01:52,873	149,37	113,63	116,01	133,62	127,74	204,42	14:31:08	
9	01:52,587	147,86	113,71	117,32	134,64	128,06	203,77	14:33:01	
10	PIT	148,21	113,32	110,07	111,29	119,39	202,50	14:35:01	
11	PIT	12,03	107,94	112,34	104,35	34,70		14:41:57	
12	09:34,392	1,72	109,05	90,55	126,50	25,10		14:51:31	
13	01:53,337	146,87	112,81	117,70	132,83	127,21	199,38	14:53:25	
14	01:52,325	148,66	113,27	118,21	134,83	128,36	201,87	14:55:17	
15	PIT	82,09	86,10	94,65	96,16	89,32	203,77	14:57:58	

46 - MOOR, Rossi Attila								P.Vmax: 29	T. Ideal: 01:53,175
Lap	Time	Vel. S1	Vel. S2	Vel. S3	Vel. S4	Avg spd	V.Max	Hour	
1	START	60,63	103,59	108,46	128,08	92,21		14:15:35	
2	01:55,345	143,72	112,00	113,47	131,74	125,00	194,01	14:17:30	
3	01:54,557	144,95	112,09	115,49	132,04	125,86	191,72	14:19:25	
4	01:55,447	144,97	109,99	114,52	131,68	124,89	192,86	14:21:20	
5	01:54,575	145,19	113,14	114,96	131,09	125,84	191,15	14:23:15	
6	01:55,296	145,20	112,47	114,82	129,00	125,05	190,59	14:25:10	
7	01:53,819	145,26	113,92	115,36	132,97	126,67	186,21	14:27:04	
8	01:53,976	146,43	113,47	115,14	132,12	126,50	190,59	14:28:58	
9	PIT	135,61	51,56	100,35	104,93	87,69	188,37	14:31:42	
10	21:26,061	3,19	107,01	110,85	130,71	11,21		14:53:08	
11	01:53,833	147,34	112,65	114,46	133,66	126,66	198,17	14:55:02	
12	01:53,790	147,81	112,23	115,15	133,30	126,71	195,18	14:56:56	

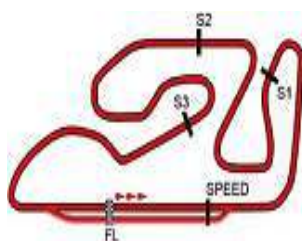
63 - AZMAN, Syarifuddin								P.Vmax: 4	T. Ideal: 01:50,812
Lap	Time	Vel. S1	Vel. S2	Vel. S3	Vel. S4	Avg spd	V.Max	Hour	
1	START	35,22	106,77	108,31	132,42	72,18		14:16:18	
2	01:53,111	145,91	113,68	116,77	134,43	127,47	205,06	14:18:11	
3	01:52,059	147,35	115,71	117,05	135,33	128,66	205,71	14:20:03	
4	01:54,203	147,05	115,17	116,61	127,56	126,25	205,71	14:21:58	
5	01:52,199	148,63	115,09	116,55	134,91	128,50	204,42	14:23:50	
6	01:51,644	149,54	115,40	118,14	134,78	129,14	202,50	14:25:41	
7	01:51,268	148,72	116,39	118,28	135,81	129,58	202,50	14:27:33	
8	01:51,517	148,90	115,84	118,76	134,72	129,29	203,13	14:29:24	
9	PIT	146,58	114,27	115,58	112,13	120,96	194,01	14:31:23	
10	07:01,805	11,43	111,32	114,96	134,58	34,18		14:38:25	
11	01:52,877	147,89	114,36	117,48	132,47	127,73	200,62	14:40:18	
12	01:51,783	149,32	115,12	118,29	134,50	128,98	200,62	14:42:10	
13	01:52,089	149,12	114,30	117,30	135,21	128,63	199,38	14:44:02	
14	07:08,064	1,73	107,74	114,94	133,72	33,68		14:51:10	
15	01:52,228	147,71	114,81	118,38	134,04	128,47	200,00	14:53:02	
16	01:51,341	149,64	115,46	118,58	135,54	129,49	201,24	14:54:54	
17	01:51,444	150,43	114,18	119,04	135,54	129,37	200,00	14:56:45	

48 - PLANQUES, Gabin								P.Vmax: 27	T. Ideal: 01:54,773
Lap	Time	Vel. S1	Vel. S2	Vel. S3	Vel. S4	Avg spd	V.Max	Hour	
1	START	46,67	107,74	112,13	130,25	83,60		14:15:51	
2	01:55,238	143,90	112,57	114,06	130,82	125,11	198,77	14:17:46	
3	01:55,670	143,71	111,94	113,50	130,44	124,65	198,17	14:19:42	
4	PIT	132,55	106,34	107,67	102,52	111,27	196,96	14:21:51	
5	10:12,947	7,31	108,98	111,09	129,17	23,52		14:32:04	
6	01:56,596	141,35	111,06	112,45	130,49	123,66	195,77	14:34:01	
7	01:55,231	142,97	112,29	113,89	132,06	125,12	196,36	14:35:56	
8	01:54,891	144,50	112,63	114,24	131,56	125,49	196,96	14:37:51	
9	PIT	135,09	108,11	110,50	107,72	114,57	198,17	14:39:57	
10	13:58,054	1,61	107,05	109,96	129,20	17,20		14:53:55	
11	01:56,065	142,63	110,97	113,57	130,67	124,22	196,96	14:55:51	

64 - MUÑOZ, David								P.Vmax: 16	T. Ideal: 01:50,749
Lap	Time	Vel. S1	Vel. S2	Vel. S3	Vel. S4	Avg spd	V.Max	Hour	
1	START	47,55	105,66	110,86	132,09	84,10		14:15:50	
2	01:53,366	143,89	113,36	116,32	135,74	127,18	200,62	14:17:43	
3	PIT	142,87	109,38	113,25	111,28	118,14	200,62	14:19:45	
4	06:17,423	13,25	107,96	113,92	133,98	38,20		14:26:03	
5	01:53,060	148,94	112,30	115,78	134,93	127,53	198,77	14:27:56	
6	01:51,797	148,13	114,49	118,14	136,24	128,97	200,00	14:29:48	
7	01:51,350	148,95	115,55	117,83	136,67	129,48	199,38	14:31:39	
8	01:50,764	149,10	116,35	118,95	137,18	130,17	199,38	14:33:30	
9	18:01,839	3,86	101,91	109,13	130,67	13,33	200,62	14:51:31	
10	01:53,607	144,64	112,35	116,61	134,99	126,91	200,62	14:53:25	
11	01:52,119	149,19	113,86	117,42	135,41	128,60	201,24	14:55:17	
12	01:56,248	145,08	109,98	112,62	130,13	124,03	202,50	14:57:13	

54 - FERRÁNDIZ, Alberto								P.Vmax: 14	T. Ideal: 01:52,044
Lap	Time	Vel. S1	Vel. S2	Vel. S3	Vel. S4	Avg spd	V.Max	Hour	
1	START	48,97	104,88	113,33	133,12	85,56		14:15:47	
2	01:53,253	147,79	112,74	117,09	133,14	127,31	201,87	14:17:40	
3	01:52,070	149,80	114,30	117,44	134,64	128,65	202,50	14:19:32	
4	PIT	149,09	114,40	117,30	25,99	60,03	203,13	14:23:32	
5	13:12,851	5,46	98,35	109,86	130,75	18,19		14:36:45	

57 - NISHIMURA, Sho								P.Vmax: 20	T. Ideal: 01:51,552
Lap	Time	Vel. S1	Vel. S2	Vel. S3	Vel. S4	Avg spd	V.Max	Hour	
1	START	55,40	102,47	107,46	127,10	88,36		14:15:42	
2	01:56,311	141,08	110,93	113,28	131,20	123,96	198,77	14:17:38	
3	01:53,846	145,11	113,77	115,17	133,32	126,64	199,38	14:19:32	
4	01:54,522	147,11	110,43	114,61	133,36	125,90	201,24	14:21:26	
5	01:55,381	147,63	111,88	114,26	128,09	124,96	201,87	14:23:22	
6	01:52,598	147,37	115,34	115,70	134,68	128,05	199,38	14:25:14	
7	01:51,947	148,46	115,56	117,32	134,86	128,79	200,62	14:27:06	
8	01:52,466	148,03	115,97	116,40	133,37	128,20	201,87	14:28:59	
9	01:52,151	148,17	115,11	116,66	135,36	128,56	201,24	14:30:51	
10	01:52,086	148,30	115,13	117,40	134,79	128,63	199,38	14:32:43	



Circuit Ricardo Tormo

FIM CEV REPSOL Circuit Ricardo Tormo Nov.21

VELOCIDAD EN SECTORES Qualifying Practice 2 Moto3

4	01:55,218	146,02	110,99	114,46	130,73	125,14	201,24	14:21:25	9	01:51,310	151,02	114,14	118,13	136,63	129,53	205,71	14:44:37
5	01:56,590	144,15	111,17	112,27	128,43	123,66	196,36	14:23:22	10	06:51,455	1,72	105,72	114,09	134,73	35,04		14:51:29
6	PIT	146,14	110,35	108,87	101,55	114,61	204,42	14:25:28	11	01:52,188	150,58	113,80	116,77	134,78	128,52	205,71	14:53:21
7	PIT	5,32	100,43	107,01	97,07	17,53		14:39:10	12	01:51,140	150,79	114,44	118,57	136,78	129,73	206,37	14:55:12
8	PIT	1,67	103,50	102,66	102,51	17,72		14:52:44	13	01:52,393	150,81	113,84	116,21	134,21	128,28	208,36	14:57:04

69 - FUSCO, Raffaele									P.Vmax: 24		T. Ideal: 01:52,674	
Lap	Time	Vel. S1	Vel. S2	Vel. S3	Vel. S4	Avg spd	V.Max	Hour				
1	START	53,42	101,75	107,76	129,41	87,22		14:15:44				
2	01:54,678	143,90	111,93	115,60	132,42	125,73	196,36	14:17:38				
3	01:54,031	143,80	113,04	116,82	132,79	126,44	200,00	14:19:32				
4	01:52,789	147,69	114,18	117,36	133,31	127,83	198,77	14:21:25				
5	01:57,734	141,04	110,70	109,86	129,09	122,46	195,77	14:23:23				
6	PIT	146,57	113,79	112,60	106,41	118,18	195,18	14:25:25				
7	09:34,121	7,87	105,94	116,60	133,28	25,11		14:34:59				
8	16:08,550	4,38	102,05	106,52	120,73	14,89	195,18	14:51:08				
9	01:54,625	144,92	113,10	114,84	131,24	125,78	195,18	14:53:02				
10	01:53,490	145,83	114,62	116,55	132,00	127,04	195,18	14:54:56				
11	NULL	142,06	104,48	112,82	129,67	121,65	194,59	14:56:54				

81 - AGIUS, Senna									P.Vmax: 24		T. Ideal: 01:51,356	
Lap	Time	Vel. S1	Vel. S2	Vel. S3	Vel. S4	Avg spd	V.Max	Hour				
1	START	65,55	109,56	114,88	132,21	97,91		14:15:26				
2	01:53,260	145,36	113,78	116,82	134,04	127,30	198,77	14:17:19				
3	01:52,782	146,81	114,45	116,32	134,71	127,84	196,96	14:19:12				
4	01:52,170	147,80	115,15	117,11	135,07	128,54	197,56	14:21:04				
5	01:53,803	144,40	114,46	115,85	132,63	126,69	198,17	14:22:58				
6	01:52,043	148,07	115,26	117,64	134,77	128,68	196,96	14:24:50				
7	PIT	148,01	112,36	108,27	110,37	118,35	196,96	14:26:52				
8	11:37,819	6,26	111,01	114,27	133,44	20,66		14:38:29				
9	01:53,170	146,82	113,66	116,28	133,97	127,40	198,17	14:40:23				
10	01:53,605	147,90	114,50	117,25	129,48	126,91	196,96	14:42:16				
11	01:52,511	148,20	114,08	117,34	134,26	128,15	197,56	14:44:09				
12	07:08,569	1,73	112,00	115,95	134,06	33,64		14:51:17				
13	01:52,157	147,74	114,61	117,66	135,25	128,55	199,38	14:53:09				
14	01:51,638	149,07	115,50	117,20	135,96	129,15	200,00	14:55:01				
15	01:51,558	149,79	115,69	117,70	135,06	129,24	200,00	14:56:53				

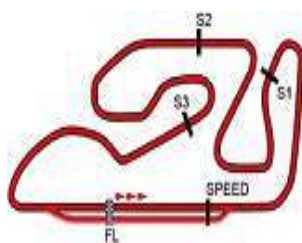
70 - WHATLEY, Joshua									P.Vmax: 14		T. Ideal: 01:52,578	
Lap	Time	Vel. S1	Vel. S2	Vel. S3	Vel. S4	Avg spd	V.Max	Hour				
1	START	58,45	105,14	110,09	128,94	91,49		14:15:36				
2	01:54,492	146,26	110,96	115,63	132,50	125,93	200,00	14:17:30				
3	01:54,130	144,63	113,10	114,96	133,46	126,33	203,13	14:19:25				
4	01:53,438	146,85	113,78	117,20	131,78	127,10	201,87	14:21:18				
5	01:53,731	147,25	113,29	116,68	131,29	126,77	199,38	14:23:12				
6	01:53,074	147,23	113,68	116,99	133,36	127,51	199,38	14:25:05				
7	01:53,017	148,15	113,59	117,52	132,51	127,57	200,00	14:26:58				
8	PIT	147,76	113,10	116,50	110,19	120,41	199,38	14:28:58				
9	PIT	6,52	99,02	105,19	68,63	20,34		14:40:46				
10	02:45,232	51,97	105,53	112,35	128,19	87,26		14:43:32				
11	01:53,636	146,85	113,14	116,96	131,89	126,88	197,56	14:45:25				
12	06:02,355	1,72	108,90	113,37	121,44	39,79		14:51:28				
13	01:53,603	149,11	111,84	116,81	132,00	126,92	199,38	14:53:21				

92 - MOREIRA, Diogo									P.Vmax: 16		T. Ideal: 01:51,538	
Lap	Time	Vel. S1	Vel. S2	Vel. S3	Vel. S4	Avg spd	V.Max	Hour				
1	START	35,30	106,51	112,05	132,30	72,56		14:16:17				
2	01:53,682	146,56	113,08	115,18	133,69	126,83	198,77	14:18:11				
3	01:53,610	143,41	114,07	116,28	134,27	126,91	200,00	14:20:04				
4	01:52,572	148,44	114,90	116,20	133,99	128,08	201,24	14:21:57				
5	01:55,231	146,85	106,53	116,11	133,95	125,12	200,00	14:23:52				
6	01:56,242	147,75	111,38	114,48	125,00	124,03	200,00	14:25:48				
7	01:52,552	147,77	115,03	117,05	133,61	128,10	202,50	14:27:41				
8	PIT	142,01	111,09	111,95	109,40	117,53	198,77	14:29:44				
9	08:40,178	8,82	112,24	115,21	134,75	27,72		14:38:24				
10	01:54,285	148,78	114,74	115,73	127,27	126,16	198,17	14:40:18				
11	01:52,074	147,94	115,31	116,92	135,38	128,65	196,96	14:42:10				
12	PIT	148,13	104,48	111,23	114,11	118,04	201,24	14:44:12				
13	06:57,867	11,61	109,62	113,61	132,48	34,50		14:51:10				
14	01:52,491	147,35	114,63	117,05	134,64	128,17	202,50	14:53:03				
15	01:51,538	149,30	115,35	117,68	135,94	129,27	202,50	14:54:54				

77 - VOLPI, Mattia									P.Vmax: 26		T. Ideal: 01:57,237	
Lap	Time	Vel. S1	Vel. S2	Vel. S3	Vel. S4	Avg spd	V.Max	Hour				
1	START	71,35	103,18	106,51	125,54	97,29		14:15:27				
2	01:59,330	140,77	108,84	107,70	127,27	120,82	198,77	14:17:26				
3	01:58,194	141,20	109,61	110,15	128,07	121,99	195,77	14:19:24				
4	01:58,469	142,23	107,45	110,84	128,02	121,70	199,38	14:21:23				
5	PIT	140,28	109,54	109,42	96,11	111,53	196,36	14:23:32				
6	10:08,195	7,42	105,22	106,96	126,22	23,71		14:33:40				
7	01:59,455	140,15	108,24	109,02	126,60	120,70	196,36	14:35:40				
8	01:58,719	140,77	108,88	109,82	127,48	121,45	196,96	14:37:38				
9	01:58,758	141,36	108,31	109,88	127,47	121,41	197,56	14:39:37				
10	01:58,236	143,00	109,30	110,29	126,78	121,94	198,77	14:41:35				
11	01:57,963	141,43	108,29	110,65	129,87	122,22	195,77	14:43:33				

95 - RUEDA, Jose Antonio									P.Vmax: 7		T. Ideal: 01:49,875	
Lap	Time	Vel. S1	Vel. S2	Vel. S3	Vel. S4	Avg spd	V.Max	Hour				
1	START	35,58	105,62	112,61	132,66	72,86		14:16:16				
2	01:53,853	146,63	113,05	114,01	134,11	126,64	203,13	14:18:10				
3	01:52,972	146,52	113,33	116,31	135,42	127,62	203,13	14:20:03				
4	01:52,351	147,29	115,10	117,00	134,82	128,33	200,00	14:21:55				
5	01:51,695	149,24	115,41	117,47	135,41	129,08	202,50	14:23:47				
6	01:51,686	148,93	115,43	117,49	135,65	129,09	202,50	14:25:39				
7	01:51,232	149,21	115,54	118,39	136,47	129,62	203,13	14:27:30				
8	01:51,051	149,62	116,22	118,04	136,53	129,83	203,77	14:29:21				
9	01:50,598	149,82	116,40	118,95	137,32	130,36	203,77	14:31:12				
10	01:50,958	150,00	116,42	118,21	136,25	129,94	205,06	14:33:03				
11	PIT	150,08	116,80	116,49	111,50	122,24	204,42	14:35:01				
12	06:38,888	12,32	107,08	114,17	135,14	36,15		14:41:39				
13	01:52,178	148,47	113,83	117,20	135,97	128,53	201,87	14:43:32				
14	01:50,640	150,33	116,27	118,59	137,24	130,31	203,77	14:45:22				
15	05:43,873	1,73	113,32	117,67	136,40	41,93		14:51:06				

80 - ALONSO, David									P.Vmax: 1		T. Ideal: 01:50,880	
Lap	Time	Vel. S1	Vel. S2	Vel. S3	Vel.							



Circuit Ricardo Tormo

FIM CEV REPSOL Circuit Ricardo Tormo Nov.21

VELOCIDAD EN SECTORES Qualifying Practice 2 Moto3

16	01:50,415	150,58	116,62	119,41	136,87	130,58	203,77	14:52:57
17	01:50,233	150,44	117,03	119,59	137,15	130,80	203,13	14:54:47
18	01:49,875	151,18	117,45	119,74	137,60	131,22	203,77	14:56:37

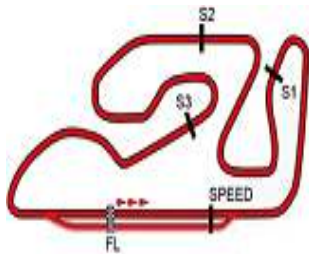
96 - HOLGADO, Daniel		P.Vmax: 4				T. Ideal: 01:50,595		
Lap	Time	Vel. S1	Vel. S2	Vel. S3	Vel. S4	Avg spd	V.Max	Hour
1	START	33,69	107,29	114,21	130,97	70,88		14:16:22
2	01:53,052	148,37	113,38	115,89	134,01	127,53	203,13	14:18:15
3	01:52,376	148,89	114,22	117,01	134,50	128,30	204,42	14:20:07
4	01:51,927	150,51	114,85	117,06	134,47	128,82	204,42	14:21:59
5	01:51,961	149,73	114,74	117,64	134,47	128,78	205,06	14:23:51
6	01:57,057	131,55	110,58	117,20	132,95	123,17	205,71	14:25:48
7	01:53,339	148,63	114,56	117,88	129,42	127,21	204,42	14:27:42
8	01:52,464	148,89	113,58	117,20	134,66	128,20	205,06	14:29:34
9	01:51,891	149,39	114,10	117,87	135,55	128,86	204,42	14:31:26
10	PIT	145,46	109,00	112,77	109,79	117,89	205,06	14:33:28
11	PIT	13,71	93,85	102,43	107,76	37,65		14:39:51
12	04:52,916	18,77	106,89	114,02	133,96	49,22		14:44:44
13	06:10,417	1,74	110,19	117,01	135,37	38,92		14:50:54
14	01:51,496	150,13	114,79	117,96	135,86	129,31	203,77	14:52:46
15	01:51,015	150,71	115,19	118,71	136,38	129,87	204,42	14:54:37
16	01:50,603	150,66	115,71	119,64	136,78	130,36	204,42	14:56:28

97 - MORELLI, Marco		P.Vmax: 16				T. Ideal: 01:50,390		
Lap	Time	Vel. S1	Vel. S2	Vel. S3	Vel. S4	Avg spd	V.Max	Hour
1	START	42,21	108,73	112,24	130,70	79,81		14:15:59
2	01:52,349	147,10	115,15	116,59	135,33	128,33	197,56	14:17:51
3	01:51,458	148,86	115,95	117,88	135,74	129,36	198,77	14:19:43
4	01:52,338	145,18	114,71	117,17	136,85	128,34	202,50	14:21:35
5	01:50,639	150,38	116,44	118,87	136,73	130,32	198,77	14:23:26
6	02:06,566	120,94	103,82	99,27	131,88	113,92	200,00	14:25:32
7	01:50,662	149,65	116,70	119,32	136,46	130,29	199,38	14:27:23
8	PIT	150,74	115,04	115,68	105,14	119,45	200,62	14:29:24
9	10:03,492	7,49	101,55	107,29	129,82	23,89		14:39:27
10	01:55,311	143,92	110,47	114,36	132,64	125,04	197,56	14:41:23



HEADQUARTERS - Príncipe de Vergara, 183 - 28002 Madrid - Tel: +34 91 782 02 20

www.fimcevrepsol.com



Circuit Ricardo Tormo

FIM CEV REPSOL Circuit Ricardo Tormo Nov.21

Velocidades máximas Qualifying Practice 2 Moto3

Nombre	Equipo/Club	Vehículo	Mejores 5 velocidades máximas					Media	Max.	
80	ALONSO, David	Aspar Team	GASGAS	208,4	207,7	207,0	207,0	206,4	207,3	208,4
33	BUASRI, Tatchakorn	Honda Racing Thailand	HONDA	207,0	207,0	205,7	205,1	205,1	206,0	207,0
26	OGDEN, Scott James	Aspar Team	GASGAS	207,0	206,4	205,7	205,1	204,4	205,7	207,0
96	HOLGADO, Daniel	Aspar Team	GASGAS	205,7	205,1	205,1	205,1	204,4	205,1	205,7
63	AZMAN, Syarifuddin	Sic Racing	HONDA	205,7	205,7	205,1	204,4	203,1	204,8	205,7
32	MATSUYAMA, Takuma	Asia Talent Team	HONDA	205,7	205,1	205,1	204,4	203,8	204,8	205,7
95	RUEDA, Jose Antonio	Team Estrella Galicia 0,0	HONDA	205,1	204,4	203,8	203,8	203,8	204,2	205,1
58	LUNETTA, Luca	Ac Racing Team	HUSQVARNA	205,1	204,4	203,8	203,8	203,1	204,0	205,1
24	ORTOLÁ, Ivan	Team Mta	KTM	205,1	204,4	203,1	202,5	202,5	203,5	205,1
66	KELSO, Joel	Agr Team	KTM	204,4	203,1	201,9	201,2	196,4	201,4	204,4
31	O'SHEA, Edward Andrew	British Talent Team	HONDA	204,4	203,1	203,1	203,1	201,9	203,1	204,4
28	BERTELLE, Matteo	Team Mta	KTM	204,4	204,4	203,8	203,8	203,8	204,0	204,4
9	VEIJER, Collin	Ac Racing Team	HUSQVARNA	203,8	203,1	203,1	203,1	202,5	203,1	203,8
54	FERRÁNDEZ, Alberto	Mt-Foundation 77	KTM	203,1	202,5	201,9			202,5	203,1
70	WHATLEY, Joshua	Team Mta	KTM	203,1	201,9	200,0	200,0	199,4	200,9	203,1
97	MORELLI, Marco	Avatel-Cardoso Racing	KTM	202,5	200,6	200,0	199,4	198,8	200,3	202,5
64	MUÑOZ , David	Avatel - Cardoso Racing	KTM	202,5	201,2	200,6	200,6	200,6	201,1	202,5
29	VOIGHT, Harrison	Sic58 Squadra Corse	HONDA	202,5	202,5	201,2	200,6	200,6	201,5	202,5
92	MOREIRA, Diogo	Team Estrella Galicia 0,0	HONDA	202,5	202,5	202,5	201,2	201,2	202,0	202,5
57	NISHIMURA, Sho	Mt-Foundation 77	KTM	201,9	201,9	201,2	201,2	200,6	201,4	201,9
20	GARCÍA, José Julián	Sic58 Squadra Corse	HONDA	201,9	201,2	201,2	200,6	200,6	201,1	201,9
17	MUÑOZ , Daniel	Avatel - Cardoso Racing	KTM	201,2	199,4	198,2	198,2	197,6	198,9	201,2
27	O'GORMAN, Casey	Cuna De Campeones	KTM	200,6	200,6	200,0	200,0	198,8	200,0	200,6
81	AGIUS, Senna	Sic58 Squadra Corse	HONDA	200,0	200,0	199,4	198,8	198,2	199,3	200,0
69	FUSCO, Raffaele	Tm Racing Factory	TM RACING	200,0	198,8	196,4	195,8	195,2	197,2	200,0
77	VOLPI, Mattia	Agr Team	KTM	199,4	198,8	198,8	197,6	197,0	198,3	199,4
48	PLANQUES, Gabin	Larresport	HONDA	198,8	198,2	198,2	197,0	197,0	197,8	198,8
38	SALVADOR, David	Tm Racing Factory	TM RACING	198,8	198,8	198,8	198,8	198,8	198,8	198,8
46	MOOR, Rossi Attila	Gazzolaracing	KTM	198,2	195,2	194,0	192,9	191,7	194,4	198,2
10	CARRARO, Nicola Fabio	Tm Racing Factory	TM RACING	197,6	197,6	197,0	196,4	196,4	197,0	197,6
13	TAPIA , Marco	Leopard Impala Junior	HONDA	197,6	197,0	197,0	196,4	195,8	196,7	197,6

