

## FIM CEV REPSOL Circuit Ricardo Tormo Nov.21

19-20-21 NOVEMBER 2021

### Circuit Ricardo Tormo

Length: 4005 metros

### Results Qualifying Practice 1 GA Hawkerc ETC

Pos.	N.	Rider	Team	Motorcycle	Nat.	Best Lap	iL	Laps	Gap	Interval	Speed	Tyr.	Cat.
1	18	PIQUERAS, Angel	Estrella Galicia 0,0	HONDA	SPA	<b>01:54,289</b>	14	14			126,15		ETC
2	83	CARPE, Alvaro	Mt-Foundation 77	HONDA	SPA	01:54,463	13	14	00:00,174	00:00,174	125,96		ETC
3	28	MARTÍNEZ, Máximo	Team Honda Laglisse	HONDA	SPA	01:54,882	14	14	00:00,593	00:00,419	125,5		ETC
4	85	ZURUTUZA, Xabi	Cuna De Campeones	HONDA	SPA	01:55,275	15	15	00:00,986	00:00,393	125,07		ETC
5	47	BOGGIO, Edoardo M.	Aspar Team	HONDA	ITA	01:55,556	14	15	00:01,267	00:00,281	124,77		ETC
6	94	LLAMBIAS, Facundo	Team Estrella Galicia 0,0	HONDA	URU	01:56,451	17	17	00:02,162	00:00,895	123,81		ETC
7	34	TIEZZI, Cesare	Ac Racing Team	HONDA	ITA	01:56,859	16	16	00:02,570	00:00,408	123,38		ETC
8	58	PASIUŁ, Mateusz	H43 Team Nobby	HONDA	POL	01:57,011	18	18	00:02,722	00:00,152	123,22		ETC
9	17	COLLINS, Torin	Team Mta	HONDA	CAN	01:57,013	16	17	00:02,724	00:00,002	123,22		ETC
10	62	TRIAS, Blai	Artbox	HONDA	SPA	01:57,106	14	17	00:02,817	00:00,093	123,12		ETC
11	25	PÉREZ, Gonzalo	Finetwork Hawkerc Junior	HONDA	SPA	01:57,955	15	15	00:03,666	00:00,849	122,23		ETC
12	71	AL-SAHOUTI, Hamad K.	Leopard Impala Junior Tea	HONDA	QAT	01:58,362	13	15	00:04,073	00:00,407	121,81		ETC
13	22	ALMANSÁ, David	Finetwork Hawkerc Junior	HONDA	SPA	01:58,381	14	14	00:04,092	00:00,019	121,79		ETC
14	84	GOURDON, Théo	Leopard Impala Junio	HONDA	FRA	01:58,481	15	17	00:04,192	00:00,100	121,69		ETC
15	80	GARCIA, Marco	Ajevo Racing Team	HONDA	SPA	01:58,978	15	16	00:04,689	00:00,497	121,18		ETC
16	57	GARNESS, Johnny	Krp	HONDA	GBR	01:59,023	18	18	00:04,734	00:00,045	121,14		ETC
17	29	DUIN, Maik	Ernst Dubbinkevenoracing	HONDA	NED	01:59,079	15	19	00:04,790	00:00,056	121,08		ETC
18	81	PARRILLA, César	Fau55 Tey Racing	HONDA	SPA	01:59,945	16	17	00:05,656	00:00,866	120,21		ETC
19	37	TINKER, Corey	Sic58 Squadra Corse	HONDA	GBR	01:59,965	15	16	00:05,676	00:00,020	120,19		ETC
20	14	ROUSSELOT, Elie	First Academy	HONDA	FRA	02:01,915	17	17	00:07,626	00:01,950	118,26		ETC
21	20	VAN TRIGT, Owen	Larresport	HONDA	NED	02:04,403	10	10	00:10,114	00:02,488	115,9		ETC
<b>Not Classified:</b>													
.	6	BARTUCCA, Jordan	Liqui Moly Intact Sic Rac	HONDA	ITA	02:08,685	2	4	00:14,396	00:04,282	112,04		ETC

### WET SESSION

Circuit Ricardo Tormo

Final Official

Provisional Official

Length: 4005 m. Hour: 09:01

JURY:

Hour:

C.of the Course:

Hour:

20/11/2021

C.Timekeeper:

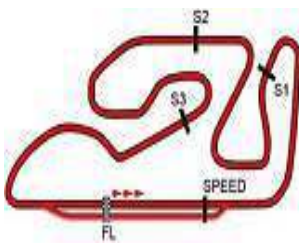
Hour: 9:56:58



HEADQUARTERS – Principe de Vergara, 183 – 28002 Madrid – Tel: +34 91 782 02 20

www.fimcevrepsol.com

Master Timing, Sport Timing Systems, cronometrajes.es - mastertiming.es by Eventronic www.eventronic.es 19FJAP63



Circuit Ricardo Tormo

FIM CEV REPSOL Circuit Ricardo Tormo Nov.21

ANALYSIS / SECTORS Qualifying Practice 1 GA Hawkers ETC

6		BARTUCCA, Jordan		Liqui Moly Intact Sic Rac			
		ITA		P.Vmax: 7		T. Ideal: 02:08,685	
Lap Time	Sector 1	Sector 2	Sector 3	Sector 4	V.Max	Hour	
1 START	00:36,030	00:36,364	00:31,496	00:34,299		09:04:16	
2 <b>02:08,685</b>	<b>00:29,684</b>	<b>00:34,505</b>	<b>00:30,748</b>	<b>00:33,748</b>	187,83	09:06:25	
3 PIT	18:05,336	00:52,278	00:49,389	01:10,046	<b>188,92</b>	09:27:22	
4 PIT	06:35,863	00:40,533	00:36,716	00:57,361		09:36:13	

14		ROUSSELOT, Elie		First Academy			
		FRA		P.Vmax: 20		T. Ideal: 02:01,915	
Lap Time	Sector 1	Sector 2	Sector 3	Sector 4	V.Max	Hour	
1 START	00:52,728	00:40,328	00:36,273	00:37,895		09:04:45	
2 02:22,093	00:32,613	00:37,641	00:34,470	00:37,369	179,01	09:07:07	
3 02:19,865	00:31,211	00:38,771	00:33,266	00:36,617	180,50	09:09:27	
4 02:15,643	00:30,772	00:36,231	00:32,178	00:36,462	178,02	09:11:43	
5 02:12,742	00:30,442	00:35,490	00:31,438	00:35,372	177,05	09:13:56	
6 02:11,834	00:30,014	00:35,092	00:31,728	00:35,000	178,02	09:16:08	
7 02:09,374	00:29,561	00:34,721	00:30,754	00:34,338	178,51	09:18:17	
8 02:08,906	00:29,363	00:34,087	00:30,767	00:34,689	178,51	09:20:26	
9 02:08,073	00:29,174	00:33,923	00:30,569	00:34,407	178,51	09:22:34	
10 02:07,845	00:29,404	00:33,897	00:30,337	00:34,207	179,01	09:24:42	
11 02:06,831	00:28,862	00:33,419	00:30,175	00:34,375	179,50	09:26:49	
12 PIT	00:29,487	00:33,376	00:30,001	00:42,843	176,57	09:29:04	
13 05:23,422	03:44,785	00:34,485	00:30,147	00:34,005		09:34:28	
14 02:03,937	00:28,488	00:32,686	00:29,493	00:33,270	180,00	09:36:32	
15 02:03,749	00:28,362	00:32,410	00:29,592	00:33,385	180,00	09:38:35	
16 02:02,571	00:28,097	00:32,188	00:29,108	00:33,178	<b>182,02</b>	09:40:38	
17 <b>02:01,915</b>	<b>00:27,822</b>	<b>00:31,992</b>	<b>00:29,092</b>	<b>00:33,009</b>	179,50	09:42:40	

17		COLLINS, Torin		Team Mta			
		CAN		P.Vmax: 14		T. Ideal: 01:56,585	
Lap Time	Sector 1	Sector 2	Sector 3	Sector 4	V.Max	Hour	
1 START	01:23,926	00:38,219	00:30,867	00:35,798		09:05:07	
2 02:11,050	00:30,005	00:35,837	00:31,033	00:34,175	184,09	09:07:18	
3 02:07,159	00:29,196	00:33,877	00:29,771	00:34,315	182,54	09:09:25	
4 02:05,823	00:28,888	00:33,535	00:29,523	00:33,877	182,02	09:11:31	
5 02:03,589	00:28,645	00:32,867	00:28,771	00:33,306	182,54	09:13:35	
6 02:02,406	00:28,182	00:32,569	00:28,416	00:33,239	182,54	09:15:37	
7 02:01,001	00:28,007	00:32,122	00:27,849	00:33,023	182,54	09:17:38	
8 02:02,180	00:28,383	00:32,527	00:28,141	00:33,129	182,54	09:19:40	
9 02:00,767	00:27,898	00:32,185	00:27,918	00:32,766	182,54	09:21:41	
10 PIT	00:28,480	00:32,674	00:28,728	00:41,718	184,09	09:23:53	
11 06:21,516	04:48,277	00:32,469	00:28,055	00:32,715		09:30:14	
12 02:00,083	00:27,606	00:31,849	00:28,034	00:32,594	184,62	09:32:14	
13 01:59,654	00:27,546	00:31,578	00:27,869	00:32,661	184,09	09:34:14	
14 01:58,578	00:27,165	00:31,459	00:27,737	00:32,217	184,09	09:36:12	
15 01:58,604	00:27,317	00:31,447	00:27,592	00:32,248	184,62	09:38:11	
16 <b>01:57,013</b>	00:26,934	<b>00:30,747</b>	00:27,293	00:32,039	184,09	09:40:08	
17 01:57,064	<b>00:26,857</b>	00:31,226	<b>00:27,176</b>	<b>00:31,805</b>	<b>185,14</b>	09:42:05	

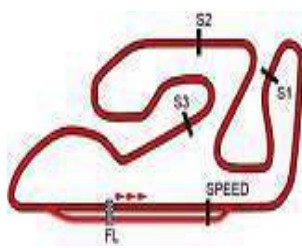
18		PIQUERAS, Angel		Estrella Galicia 0.0			
		SPA		P.Vmax: 13		T. Ideal: 01:54,120	
Lap Time	Sector 1	Sector 2	Sector 3	Sector 4	V.Max	Hour	
1 PIT	00:40,719	00:40,299	00:31,899	00:44,743		09:04:36	
2 02:28,478	00:51,751	00:33,937	00:28,936	00:33,854		09:07:04	
3 02:01,139	00:27,555	00:32,396	00:28,203	00:32,985	<b>186,21</b>	09:09:05	
4 01:59,630	00:27,382	00:32,027	00:27,469	00:32,752	185,14	09:11:05	
5 01:58,920	00:27,218	00:31,928	00:27,168	00:32,606	185,14	09:13:04	
6 01:58,053	00:27,047	00:31,546	00:27,042	00:32,418	185,67	09:15:02	

20		VAN TRIGT, Owen		Larresport			
		NED		P.Vmax: 12		T. Ideal: 02:04,190	
Lap Time	Sector 1	Sector 2	Sector 3	Sector 4	V.Max	Hour	
1 START	14:57,949	00:42,250	00:35,975	00:43,573		09:18:58	
2 02:20,310	00:32,485	00:37,399	00:32,776	00:37,650	179,50	09:21:18	
3 02:10,708	00:30,475	00:35,843	00:30,396	00:33,994	186,21	09:23:29	
4 02:06,269	00:29,377	00:33,528	00:29,775	00:33,589	185,14	09:25:35	
5 02:06,917	00:28,892	00:33,401	00:30,285	00:34,339	<b>186,74</b>	09:27:42	
6 02:05,631	00:28,948	00:33,620	00:29,620	00:33,443	<b>186,74</b>	09:29:48	
7 02:05,874	00:28,975	00:33,809	<b>00:29,562</b>	00:33,528	<b>186,74</b>	09:31:54	
8 PIT	00:31,680	00:37,482	00:31,810	00:44,135	186,21	09:34:19	
9 06:44,798	05:01,984	00:35,920	00:31,815	00:35,079		09:41:04	
10 <b>02:04,403</b>	<b>00:28,254</b>	<b>00:33,327</b>	00:29,775	<b>00:33,047</b>	186,21	09:43:08	

22		ALMANSA, David		Finetwork Hawkers Junior			
		SPA		P.Vmax: 6		T. Ideal: 01:58,146	
Lap Time	Sector 1	Sector 2	Sector 3	Sector 4	V.Max	Hour	
1 START	01:14,599	00:39,220	00:32,602	00:37,939		09:05:03	
2 02:09,782	00:30,332	00:35,254	00:29,705	00:34,491	184,09	09:07:12	
3 02:04,701	00:28,351	00:33,661	00:28,867	00:33,822	187,83	09:09:17	
4 02:02,598	00:28,158	00:32,956	00:28,375	00:33,109	185,67	09:11:20	
5 02:00,979	00:27,512	00:32,619	00:28,069	00:32,779	<b>190,03</b>	09:13:21	
6 PIT	00:28,543	00:33,963	00:28,908	00:40,667	186,74	09:15:33	
7 08:39,797	07:03,689	00:33,993	00:28,717	00:33,398		09:24:12	
8 02:01,656	00:27,733	00:32,682	00:28,030	00:33,211	185,14	09:26:14	
9 02:00,688	00:27,608	00:32,201	00:27,831	00:33,048	185,14	09:28:15	
10 02:05,749	00:29,179	00:34,119	00:29,657	00:32,794	184,09	09:30:21	
11 01:58,443	00:27,027	00:31,652	<b>00:27,350</b>	<b>00:32,414</b>	185,14	09:32:19	
12 PIT	<b>00:26,939</b>	00:34,888	00:28,184	00:42,024	185,14	09:34:31	
13 04:03,563	02:30,659	00:31,995	00:28,090	00:32,819		09:38:35	
14 <b>01:58,381</b>	00:27,006	<b>00:31,443</b>	00:27,475	00:32,457	185,67	09:40:33	

25		PÉREZ, Gonzalo		Finetwork Hawkers Junior			
		SPA		P.Vmax: 7		T. Ideal: 01:57,677	
Lap Time	Sector 1	Sector 2	Sector 3	Sector 4	V.Max	Hour	
1 START	01:14,800	00:41,527	00:34,544	00:37,283		09:05:06	
2 02:12,570	00:29,448	00:36,609	00:31,559	00:34,954	185,67	09:07:19	
3 02:08,642	00:29,053	00:35,003	00:30,393	00:34,193	187,83	09:09:28	
4 02:05,523	00:28,030	00:33,918	00:30,013	00:33,562	<b>188,92</b>	09:11:33	
5 02:03,043	00:27,782	00:33,085	00:28,857	00:33,319	187,83	09:13:36	
6 PIT	00:27,649	00:32,891	00:29,174	00:39,065	187,28	09:15:45	
7 08:29,758	06:52,427	00:34,794	00:29,501	00:33,036		09:24:15	
8 02:01,453	00:27,380	00:32,646	00:28,533	00:32,894	186,21	09:26:16	
9 02:00,769	00:27,199	00:32,191	00:28,439	00:32,940	187,28	09:28:17	
10 02:04,491	00:27,430	00:33,982	00:30,041	00:33,038	188,37	09:30:21	
11 01:59,286	<b>00:26,887</b>	00:32,001	00:27,969	00:32,429	188,37	09:32:21	
12 PIT	00:26,957	00:33,330	00:28,284	00:41,767	188,37	09:34:31	
13 04:03,678	02:31,055	00:31,852	00:28,237	00:32,534		09:38:35	
14 01:58,325	00:27,135	<b>00:31,310</b>	<b>00:27,855</b>	<b>00:32,025</b>	184,62	09:40:33	
15 <b>01:57,955</b>	00:26,993	00:31,356	<b>00:27,455</b>	00:32,151	180,50	09:42:31	





Circuit Ricardo Tormo

FIM CEV REPSOL Circuit Ricardo Tormo Nov.21

ANALYSIS / SECTORS Qualifying Practice 1 GA Hawkers ETC

28	MARTÍNEZ, Máximo	Team Honda Laglisse					
Lap Time	Sector 1	Sector 2	Sector 3	Sector 4	V.Max	Hour	
1	01:27,738	00:37,014	00:31,171	00:34,371		09:05:08	
2	02:03,569	00:28,693	00:33,770	00:28,294	188,37	09:07:12	
3	02:00,061	00:27,732	00:32,296	00:27,890	187,28	09:09:12	
4	02:07,332	00:29,275	00:37,254	00:28,329	187,83	09:11:19	
5	01:57,741	00:26,792	00:31,560	00:27,329	188,37	09:13:17	
6	01:57,097	00:26,687	00:31,383	00:27,264	00:31,763	190,59 09:15:14	
7	02:00,847	00:26,570	00:34,899	00:27,572	188,92	09:17:15	
8	01:55,522	00:26,240	00:30,658	00:27,170	188,92	09:19:11	
9	PIT	00:30,214	00:31,557	00:28,240	00:41,309	09:21:22	
10	07:28,633	05:56,356	00:32,849	00:27,513	00:31,915	09:28:51	
11	01:56,567	00:26,712	00:31,202	00:26,997	185,14	09:30:47	
12	01:56,048	00:26,210	00:31,278	00:26,746	188,37	09:32:43	
13	01:55,511	00:26,259	00:30,843	00:26,895	00:31,514	187,83 09:34:39	
14	01:54,882	00:26,324	00:30,457	00:26,869	00:31,232	186,21 09:36:34	

15	NULL	00:27,121	00:30,665	00:27,067	00:31,844	177,05	09:41:00
16	01:56,859	00:26,959	00:30,858	00:27,148	00:31,894	178,02	09:42:57

29	DUIN, Maik	Ernst Dubbinkevenoracing					
Lap Time	Sector 1	Sector 2	Sector 3	Sector 4	V.Max	Hour	
1	00:33,928	00:34,956	00:30,992	00:34,632		09:04:13	
2	02:07,015	00:30,049	00:33,786	00:29,294	171,88	09:06:20	
3	02:05,198	00:29,679	00:32,816	00:28,945	172,34	09:08:25	
4	02:04,229	00:29,132	00:33,069	00:28,667	171,43	09:10:29	
5	PIT	00:29,833	00:34,073	00:29,099	00:43,618	09:12:46	
6	04:21,611	02:40,675	00:33,667	00:33,285	00:33,984	09:17:07	
7	02:03,352	00:28,463	00:32,570	00:28,655	173,26	09:19:11	
8	02:03,660	00:28,332	00:32,621	00:29,201	174,19	09:21:14	
9	02:00,664	00:28,093	00:31,759	00:27,851	173,73	09:23:15	
10	02:01,292	00:28,466	00:31,758	00:28,050	173,73	09:25:16	
11	02:00,685	00:28,096	00:31,664	00:27,916	172,80	09:27:17	
12	02:00,968	00:28,347	00:31,678	00:27,972	172,80	09:29:18	
13	02:00,118	00:28,050	00:31,586	00:27,592	174,19	09:31:18	
14	01:59,742	00:27,812	00:31,631	00:27,439	171,88	09:33:18	
15	01:59,079	00:27,823	00:31,172	00:27,652	00:32,432	174,66 09:35:17	
16	01:59,703	00:27,708	00:31,363	00:27,593	00:33,039	175,61 09:37:17	
17	02:10,470	00:30,991	00:35,806	00:30,436	174,66	09:39:27	
18	02:00,064	00:27,755	00:31,768	00:27,833	173,73	09:41:27	
19	NULL	00:27,650	00:31,175	00:27,328	00:32,729	174,19 09:43:26	

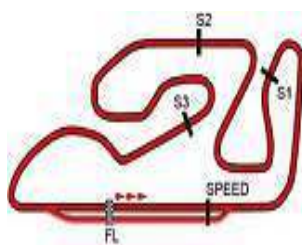
37	TINKER, Corey	Sic58 Squadra Corse					
Lap Time	Sector 1	Sector 2	Sector 3	Sector 4	V.Max	Hour	
1	00:35,730	00:36,263	00:31,395	00:34,520		09:04:16	
2	02:08,789	00:29,803	00:34,560	00:30,316	184,09	09:06:25	
3	02:08,524	00:30,062	00:34,235	00:30,033	185,14	09:08:33	
4	02:05,824	00:29,119	00:33,857	00:29,251	185,67	09:10:39	
5	02:04,447	00:28,830	00:33,387	00:28,982	187,28	09:12:44	
6	02:02,767	00:28,179	00:32,835	00:28,684	185,67	09:14:46	
7	PIT	00:28,215	00:32,625	00:28,517	00:53,928	09:17:10	
8	09:21,619	07:39,383	00:37,498	00:30,492	00:34,246	09:26:31	
9	02:06,477	00:28,852	00:33,721	00:30,503	183,57	09:28:38	
10	02:02,831	00:28,352	00:32,989	00:28,458	184,09	09:30:41	
11	02:02,600	00:28,013	00:33,213	00:28,560	184,09	09:32:43	
12	02:00,722	00:27,837	00:31,991	00:28,152	185,67	09:34:44	
13	02:00,584	00:28,005	00:32,233	00:27,942	185,14	09:36:45	
14	02:00,482	00:27,713	00:32,094	00:28,022	186,21	09:38:45	
15	01:59,965	00:27,665	00:32,158	00:27,670	185,67	09:40:45	
16	02:00,001	00:27,658	00:32,183	00:27,972	185,14	09:42:45	

47	BOGGIO, Edoardo M.	Aspar Team					
Lap Time	Sector 1	Sector 2	Sector 3	Sector 4	V.Max	Hour	
1	01:47,401	00:37,204	00:32,409	00:35,241		09:05:30	
2	02:05,742	00:29,366	00:33,752	00:29,311	184,09	09:07:36	
3	02:01,893	00:28,227	00:32,800	00:28,315	185,67	09:09:38	
4	02:01,473	00:27,587	00:32,349	00:28,688	186,21	09:11:40	
5	02:00,330	00:27,558	00:32,023	00:28,325	187,28	09:13:40	
6	01:59,772	00:27,508	00:31,767	00:28,033	188,37	09:15:40	
7	01:58,706	00:27,105	00:31,316	00:27,722	187,28	09:17:38	
8	PIT	00:28,289	00:32,412	00:29,232	00:42,916	09:19:51	
9	11:02,355	09:29,626	00:32,607	00:27,900	00:32,222	09:30:54	
10	01:56,368	00:26,680	00:31,059	00:27,115	186,74	09:32:50	
11	01:56,527	00:26,604	00:30,799	00:27,701	188,37	09:34:46	
12	01:56,636	00:26,477	00:31,387	00:27,140	188,37	09:36:43	
13	01:56,315	00:26,708	00:31,045	00:27,128	187,83	09:38:39	
14	01:55,556	00:26,343	00:30,466	00:26,819	187,83	09:40:35	
15	01:56,277	00:26,454	00:30,834	00:26,954	189,47	09:42:31	

34	TIEZZI, Cesare	Ac Racing Team					
Lap Time	Sector 1	Sector 2	Sector 3	Sector 4	V.Max	Hour	
1	00:34,829	00:35,458	00:31,094	00:34,497		09:04:14	
2	02:07,192	00:29,616	00:33,582	00:29,345	179,50	09:06:21	
3	02:04,507	00:29,121	00:32,731	00:28,930	176,09	09:08:26	
4	PIT	00:28,908	00:32,787	00:30,246	00:40,937	09:10:39	
5	NULL	08:42,452	00:33,551	00:29,038	00:33,898	09:20:58	
6	NULL	00:28,956	00:32,801	00:28,426	00:32,984	183,57 09:23:01	
7	NULL	00:28,424	00:31,977	00:27,949	177,53	09:25:02	
8	02:01,213	00:28,133	00:31,575	00:28,329	177,05	09:27:03	
9	01:59,099	00:27,734	00:31,291	00:27,716	176,09	09:29:02	
10	01:59,131	00:27,577	00:31,319	00:27,749	178,02	09:31:02	
11	02:01,216	00:27,578	00:31,491	00:28,688	178,51	09:33:03	
12	NULL	00:27,675	00:31,184	00:27,325	177,05	09:35:02	
13	02:03,341	00:28,797	00:33,660	00:28,439	180,50	09:37:05	
14	NULL	00:27,232	00:31,066	00:27,690	176,57	09:39:03	

57	GARNESS, Johnny	Krp					
Lap Time	Sector 1	Sector 2	Sector 3	Sector 4	V.Max	Hour	
1	00:36,331	00:36,264	00:31,595	00:34,242		09:04:17	
2	02:08,445	00:29,776	00:34,339	00:30,307	191,15	09:06:25	
3	02:07,420	00:29,455	00:34,166	00:29,676	192,28	09:08:32	
4	02:06,075	00:29,515	00:33,750	00:29,320	188,92	09:10:39	
5	02:04,095	00:28,334	00:33,498	00:28,646	190,59	09:12:43	
6	02:02,918	00:28,353	00:33,006	00:28,307	190,03	09:14:46	
7	02:01,629	00:28,006	00:32,606	00:28,168	184,09	09:16:47	
8	02:03,641	00:28,371	00:33,510	00:28,664	187,28	09:18:51	
9	02:02,911	00:28,690	00:32,273	00:29,044	187,83	09:20:54	
10	02:00,633	00:27,839	00:32,127	00:28,013	190,59	09:22:54	
11	02:00,199	00:27,676	00:32,179	00:27,726	190,03	09:24:55	
12	01:59,821	00:27,314	00:31,847	00:27,831	189,47	09:26:54	
13	PIT	00:28,112	00:33,009	00:28,945	00:44,358	09:29:09	
14	05:53,414	04:11,555	00:36,332	00:30,914	00:34,613	09:35:02	





Circuit Ricardo Tormo

FIM CEV REPSOL Circuit Ricardo Tormo Nov.21

ANALYSIS / SECTORS Qualifying Practice 1 GA Hawkercs ETC

15	02:04,136	00:28,227	00:33,286	00:29,144	00:33,479	191,15	09:37:06
16	02:02,431	00:27,853	00:32,864	00:28,389	00:33,325	188,92	09:39:09
17	02:01,283	00:27,453	00:32,929	00:28,092	00:32,809	188,37	09:41:10
18	<b>01:59,023</b>	<b>00:27,012</b>	00:31,950	<b>00:27,680</b>	<b>00:32,381</b>	190,59	09:43:09

9	09:44,609	08:09,994	00:32,884	00:29,007	00:32,724		09:29:00
10	02:00,843	00:27,934	00:32,538	00:28,268	00:32,103	188,92	09:31:01
11	01:59,389	00:27,390	00:31,868	00:28,066	00:32,065	190,03	09:33:00
12	02:01,080	00:27,448	00:32,486	00:28,242	00:32,904	191,15	09:35:01
13	<b>01:58,362</b>	00:27,396	00:31,686	<b>00:27,492</b>	<b>00:31,788</b>	188,92	09:37:00
14	NULL	00:27,322	<b>00:31,080</b>	00:27,812	00:32,221	191,15	09:38:58
15	01:58,768	<b>00:27,321</b>	00:31,722	00:27,775	00:31,950	186,74	09:40:57

<b>58</b>	PASIUK, Mateusz POL	H43 Team Nobby					
		P.Vmax: 10				T. Ideal: 01:56,551	
Lap	Time	Sector 1	Sector 2	Sector 3	Sector 4	V.Max	Hour
1	START	00:44,874	00:36,946	00:32,200	00:36,870		09:04:29
2	02:06,165	00:28,947	00:33,740	00:29,610	00:33,868	181,01	09:06:35
3	02:03,235	00:28,210	00:32,870	00:28,937	00:33,218	183,05	09:08:38
4	02:05,094	00:30,247	00:33,467	00:28,391	00:32,989	185,67	09:10:44
5	02:01,242	00:27,924	00:32,253	00:28,254	00:32,811	182,54	09:12:45
6	02:01,934	00:28,490	00:32,220	00:28,346	00:32,878	185,14	09:14:47
7	02:04,276	00:30,207	00:32,694	00:28,240	00:33,135	<b>187,28</b>	09:16:51
8	02:00,407	00:27,590	00:31,779	00:27,845	00:33,193	183,57	09:18:51
9	02:00,381	00:27,785	00:31,833	00:28,066	00:32,697	184,62	09:20:52
10	01:59,170	00:27,554	00:31,565	00:27,408	00:32,643	183,05	09:22:51
11	01:59,079	00:27,507	00:31,648	00:27,492	00:32,432	183,05	09:24:50
12	01:58,517	00:27,436	00:31,461	00:27,433	00:32,187	183,05	09:26:49
13	01:57,901	00:27,366	00:31,436	00:27,006	00:32,093	184,09	09:28:46
14	PIT	<b>00:26,749</b>	00:31,768	00:28,447	00:44,701	184,09	09:30:58
15	04:54,585	03:19,732	00:33,323	00:28,436	00:33,094		09:35:53
16	01:58,950	00:27,481	00:31,541	00:27,438	00:32,490	184,09	09:37:52
17	01:58,090	00:27,146	00:31,498	00:27,388	<b>00:32,058</b>	182,54	09:39:50
18	<b>01:57,011</b>	00:27,100	<b>00:30,937</b>	<b>00:26,807</b>	00:32,167	183,05	09:41:47

<b>80</b>	GARCIA, Marco SPA	Ajevo Racing Team					
		P.Vmax: 17				T. Ideal: 01:58,666	
Lap	Time	Sector 1	Sector 2	Sector 3	Sector 4	V.Max	Hour
1	START	00:40,540	00:41,080	00:32,701	00:36,544		09:04:29
2	02:09,649	00:30,698	00:34,709	00:30,063	00:34,179	177,05	09:06:39
3	02:05,383	00:29,111	00:33,606	00:29,185	00:33,481	183,57	09:08:44
4	02:03,577	00:28,738	00:33,185	00:28,534	00:33,120	183,57	09:10:48
5	02:03,636	00:28,896	00:32,645	00:28,586	00:33,509	182,54	09:12:51
6	02:01,786	00:28,469	00:32,506	00:28,079	00:32,732	181,51	09:14:53
7	02:01,057	00:27,762	00:32,338	00:28,191	00:32,766	<b>184,09</b>	09:16:54
8	02:01,375	00:28,083	00:32,262	00:27,899	00:33,131	178,51	09:18:55
9	02:01,805	00:28,259	00:31,872	00:28,222	00:33,452	175,61	09:20:57
10	PIT	00:29,023	00:33,695	00:28,972	00:42,808	176,09	09:23:12
11	05:26,631	03:43,788	00:36,998	00:32,477	00:33,368		09:28:38
12	02:02,547	00:28,360	00:32,644	00:28,453	00:33,090	174,19	09:30:41
13	02:01,724	00:28,062	00:32,720	00:28,191	00:32,751	177,05	09:32:43
14	01:59,567	00:27,890	00:31,468	00:27,619	00:32,590	175,14	09:34:42
15	<b>01:58,978</b>	<b>00:27,580</b>	<b>00:31,456</b>	<b>00:27,371</b>	00:32,571	178,51	09:36:41
16	01:59,367	00:27,920	00:31,643	00:27,545	<b>00:32,259</b>	177,05	09:38:41

<b>62</b>	TRIAS, Blai SPA	Artbox					
		P.Vmax: 17				T. Ideal: 01:56,839	
Lap	Time	Sector 1	Sector 2	Sector 3	Sector 4	V.Max	Hour
1	START	01:16,103	00:37,416	00:31,057	00:35,012		09:04:58
2	02:05,405	00:28,793	00:33,523	00:29,658	00:33,431	182,54	09:07:03
3	02:02,603	00:28,107	00:32,843	00:28,755	00:32,898	182,02	09:09:06
4	01:59,791	00:27,614	00:31,890	00:27,944	00:32,343	<b>184,09</b>	09:11:06
5	02:00,618	00:27,224	00:31,786	00:28,910	00:32,698	182,54	09:13:06
6	01:59,480	00:27,414	00:31,824	00:27,978	00:32,264	182,54	09:15:06
7	01:59,386	00:27,502	00:31,596	00:27,932	00:32,356	182,54	09:17:05
8	01:59,055	00:27,312	00:31,451	00:27,862	00:32,430	182,02	09:19:04
9	PIT	00:27,279	00:31,979	00:28,147	00:40,972	182,54	09:21:12
10	08:04,411	06:26,281	00:36,115	00:28,788	00:33,227		09:29:17
11	02:00,722	00:27,664	00:32,377	00:27,996	00:32,685	182,02	09:31:18
12	01:59,531	00:27,615	00:31,741	00:27,768	00:32,407	182,02	09:33:17
13	01:58,188	00:27,219	00:31,469	00:27,519	00:31,981	182,02	09:35:15
14	<b>01:57,106</b>	00:27,112	00:31,149	<b>00:27,080</b>	00:31,765	182,02	09:37:12
15	01:57,712	00:27,180	00:31,442	00:27,415	00:31,675	183,05	09:39:10
16	01:58,322	<b>00:27,021</b>	00:31,898	00:27,538	00:31,865	182,02	09:41:08
17	01:57,310	00:27,043	<b>00:31,076</b>	00:27,529	<b>00:31,662</b>	182,02	09:43:06

<b>81</b>	PARRILLA, César SPA	Fau55 Tey Racing					
		P.Vmax: 14				T. Ideal: 01:59,534	
Lap	Time	Sector 1	Sector 2	Sector 3	Sector 4	V.Max	Hour
1	START	00:41,675	00:39,744	00:31,999	00:37,106		09:04:29
2	02:05,247	00:28,560	00:34,066	00:29,244	00:33,377	182,54	09:06:34
3	02:04,349	00:28,171	00:33,756	00:28,927	00:33,495	183,57	09:08:38
4	02:02,823	00:28,236	00:33,213	00:28,780	00:32,594	183,05	09:10:41
5	02:03,309	00:27,883	00:33,011	00:29,226	00:33,189	<b>185,14</b>	09:12:44
6	02:08,104	00:32,911	00:32,979	00:28,735	00:33,479	184,62	09:14:53
7	02:01,283	00:27,720	00:32,773	00:28,032	00:32,758	183,05	09:16:54
8	PIT	00:28,091	00:33,455	00:29,174	00:39,477	183,57	09:19:04
9	07:37,965	06:00,778	00:33,802	00:29,833	00:33,552		09:26:42
10	02:02,754	00:28,118	00:32,781	00:28,523	00:33,332	182,54	09:28:45
11	02:00,880	00:27,778	<b>00:32,259</b>	00:28,063	00:32,780	182,02	09:30:46
12	02:01,145	00:27,681	00:32,479	00:28,156	00:32,829	183,57	09:32:47
13	02:01,524	00:27,746	00:32,487	00:28,538	00:32,753	182,02	09:34:48
14	02:00,695	00:27,456	00:32,396	00:28,046	00:32,797	183,05	09:36:49
15	02:00,652	00:27,512	00:32,302	00:28,206	00:32,632	183,05	09:38:50
16	<b>01:59,945</b>	00:27,635	00:32,470	<b>00:27,515</b>	<b>00:32,325</b>	184,09	09:40:50
17	02:00,416	<b>00:27,435</b>	00:32,421	00:27,763	00:32,797	182,54	09:42:50

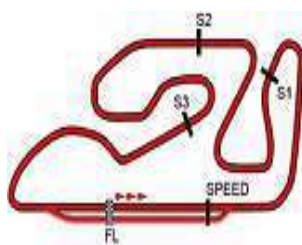
<b>71</b>	AL-SAHOUTI, Hamad K. QAT	Leopard Impala Junior Tea					
		P.Vmax: 2				T. Ideal: 01:57,681	
Lap	Time	Sector 1	Sector 2	Sector 3	Sector 4	V.Max	Hour
1	START	00:53,764	00:39,092	00:32,898	00:34,719		09:04:39
2	02:09,571	00:30,312	00:35,506	00:30,556	00:33,197	187,83	09:06:48
3	02:07,177	00:28,906	00:34,835	00:29,862	00:33,574	190,59	09:08:55
4	02:06,245	00:28,854	00:34,273	00:30,217	00:32,901	191,15	09:11:02
5	NULL	00:28,781	00:33,905	00:29,121	00:33,019	186,21	09:13:06
6	02:00,758	00:27,880	00:32,332	00:28,232	00:32,314	<b>191,72</b>	09:15:07
7	02:00,773	00:27,879	00:31,933	00:28,288	00:32,673	188,92	09:17:08
8	PIT	00:28,361	00:32,099	00:28,253	00:38,760	188,92	09:19:15

<b>83</b>	CARPE, Alvaro SPA	Mt-Foundation 77					
		P.Vmax: 3				T. Ideal: 01:54,252	
Lap	Time	Sector 1	Sector 2	Sector 3	Sector 4	V.Max	Hour
1	START	01:22,021	00:42,531	00:32,782	00:34,351		09:05:10
2	02:03,313	00:28,744	00:33,807	00:28,485	00:32,277	190,03	09:07:13
3	01:59,670	00:27,591	00:32,491	00:27,695	00:31,893	190,59	09:09:13
4	01:59,739	00:27,218	00:32,544	00:27,699	00:32,278	190,03	09:11:13
5	NULL	00:30,925	00:34,469	00:27,937	00:32,488	187,83	09:13:18
6	01:56,535	00:26,896	00:31,232	00:27,015	00:31,392	<b>191,15</b>	09:15:15
7	01:56,763	00:26,550	00:31,218	00:27,407	00:31,588	190,59	09:17:12



HEADQUARTERS - Príncipe de Vergara, 183 - 28002 Madrid - Tel: +34 91 782 02 20

www.fimcevrepsol.com



Circuit Ricardo Tormo

FIM CEV REPSOL Circuit Ricardo Tormo Nov.21

ANALYSIS / SECTORS Qualifying Practice 1 GA Hawkers ETC

8	PIT	00:30,998	00:33,118	00:29,210	00:41,248	188,92	09:19:26	9	06:06,678	04:28,108	00:33,930	00:29,522	00:35,118	09:25:10
9	09:56,968	08:12,277	00:39,079	00:31,170	00:34,442		09:29:23	10	04:43,207	00:27,973	03:10,409	00:31,078	00:33,747	173,26 09:29:53
10	02:00,971	00:28,123	00:32,909	00:27,771	00:32,168	186,21	09:31:24	11	02:00,694	00:28,033	00:32,071	00:27,976	00:32,614	177,53 09:31:54
11	01:56,379	00:26,823	00:31,267	00:26,882	00:31,407	188,92	09:33:21	12	01:59,996	00:27,884	00:31,895	00:27,732	00:32,485	<b>181,01</b> 09:33:54
12	01:55,638	00:26,273	00:30,933	00:26,901	00:31,531	190,59	09:35:16	13	01:59,194	00:27,867	00:31,445	00:27,398	00:32,484	177,53 09:35:53
13	<b>01:54,463</b>	00:26,242	<b>00:30,532</b>	<b>00:26,496</b>	<b>00:31,193</b>	188,92	09:37:11	14	01:59,091	00:27,599	00:31,475	00:27,602	00:32,415	176,09 09:37:52
14	02:10,391	<b>00:26,031</b>	00:40,330	00:32,236	00:31,794	189,47	09:39:21	15	01:59,605	00:27,363	00:31,172	00:29,179	00:31,891	176,09 09:39:52
								16	01:56,666	<b>00:26,913</b>	00:30,925	00:26,963	00:31,865	179,01 09:41:48
								17	<b>01:56,451</b>	00:27,034	<b>00:30,769</b>	<b>00:26,892</b>	<b>00:31,756</b>	177,05 09:43:45

<b>84</b>	<b>GOURDON, Théo</b>	Leopard Impala Junio				
FRA		P.Vmax: 16		T. Ideal: 01:58,391		

Lap Time	Sector 1	Sector 2	Sector 3	Sector 4	V.Max	Hour
1 START	00:36,630	00:36,466	00:31,395	00:34,683		09:04:17
2 02:08,240	00:29,496	00:34,469	00:30,377	00:33,898	182,54	09:06:26
3 02:07,056	00:29,638	00:34,275	00:29,548	00:33,595	184,09	09:08:33
4 02:04,979	00:29,183	00:33,583	00:28,974	00:33,239	183,05	09:10:38
5 02:03,385	00:28,679	00:32,860	00:28,478	00:33,368	180,50	09:12:41
6 02:03,807	00:28,711	00:32,964	00:28,744	00:33,388	179,50	09:14:45
7 02:01,982	00:28,034	00:32,263	00:28,236	00:33,449	179,50	09:16:47
8 PIT	00:28,480	00:33,579	00:29,018	00:43,242	178,51	09:19:01
9 08:57,464	07:20,014	00:33,927	00:29,616	00:33,907		09:27:59
10 02:02,911	00:28,101	00:32,857	00:28,655	00:33,298	183,05	09:30:01
11 02:01,062	00:27,771	00:32,256	00:28,139	00:32,896	183,05	09:32:03
12 02:00,109	00:27,538	00:32,040	00:27,821	00:32,710	184,09	09:34:03
13 01:59,282	00:27,652	00:31,860	00:27,376	<b>00:32,394</b>	184,09	09:36:02
14 01:59,732	00:27,282	00:31,912	00:27,847	00:32,691	<b>184,62</b>	09:38:02
15 <b>01:58,481</b>	<b>00:27,074</b>	<b>00:31,607</b>	<b>00:27,316</b>	00:32,484	184,09	09:40:00
16 01:59,004	00:27,153	00:31,889	00:27,505	00:32,457	184,09	09:41:59
17 02:01,112	00:27,281	00:31,655	00:27,658	00:34,518	182,54	09:44:00

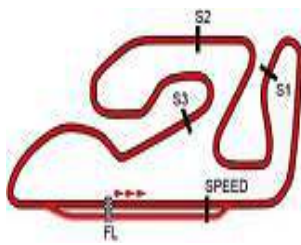
<b>85</b>	<b>ZURUTUZA, Xabi</b>	Cuna De Campeones				
SPA		P.Vmax: 7		T. Ideal: 01:55,246		

Lap Time	Sector 1	Sector 2	Sector 3	Sector 4	V.Max	Hour
1 START	03:30,826	00:34,301	00:29,316	00:34,038		09:07:07
2 02:06,745	00:28,042	00:37,671	00:28,300	00:32,732	185,14	09:09:13
3 02:01,404	00:27,840	00:32,776	00:28,031	00:32,757	187,28	09:11:15
4 02:00,851	00:27,606	00:32,463	00:28,059	00:32,723	184,62	09:13:16
5 01:59,300	00:27,348	00:32,189	00:27,641	00:32,122	184,62	09:15:15
6 01:58,142	00:27,095	00:31,652	00:27,391	00:32,004	<b>188,92</b>	09:17:13
7 01:57,877	00:27,000	00:31,484	00:27,358	00:32,035	187,28	09:19:11
8 02:03,422	00:28,007	00:33,985	00:27,900	00:33,530	188,37	09:21:14
9 01:57,684	00:26,927	00:31,414	00:27,308	00:32,035	185,67	09:23:12
10 PIT	00:28,258	00:32,842	00:27,648	00:41,391	184,09	09:25:22
11 10:34,607	09:00,932	00:33,121	00:27,757	00:32,797		09:35:57
12 NULL	00:27,016	00:31,448	00:27,227	00:32,329	185,14	09:37:55
13 01:56,042	00:26,644	00:30,926	00:26,820	00:31,652	185,14	09:39:51
14 01:55,627	00:26,497	<b>00:30,730</b>	00:26,757	00:31,643	186,74	09:41:47
15 <b>01:55,275</b>	<b>00:26,332</b>	00:30,759	<b>00:26,625</b>	<b>00:31,559</b>	185,14	09:43:42

<b>94</b>	<b>LLAMBIAS, Facundo</b>	Team Estrella Galicia 0,0				
URU		P.Vmax: 21		T. Ideal: 01:56,330		

Lap Time	Sector 1	Sector 2	Sector 3	Sector 4	V.Max	Hour
1 START	00:40,981	00:40,138	00:32,099	00:37,885		09:04:29
2 02:09,540	00:30,850	00:35,009	00:29,801	00:33,880	175,14	09:06:39
3 02:05,410	00:29,200	00:34,012	00:28,969	00:33,229	180,50	09:08:44
4 02:03,564	00:28,713	00:33,193	00:28,680	00:32,978	179,01	09:10:48
5 02:07,100	00:32,860	00:33,455	00:28,139	00:32,646	180,00	09:12:55
6 02:00,062	00:28,461	00:31,999	00:27,531	00:32,071	178,02	09:14:55
7 01:59,165	00:27,644	00:31,608	00:27,346	00:32,567	179,50	09:16:54
8 PIT	00:28,932	00:33,135	00:27,620	00:39,506	176,57	09:19:03





Circuit Ricardo Tormo

FIM CEV REPSOL Circuit Ricardo Tormo Nov.21

VELOCIDAD EN SECTORES Qualifying Practice 1 GA Hawkers ETC

6 - BARTUCCA, Jordan								P.Vmax: 7	T. Ideal: 02:08,685
Lap	Time	Vel. S1	Vel. S2	Vel. S3	Vel. S4	Avg spd	V.Max	Hour	
1	START	105,91	94,54	96,58	120,18	104,34		09:04:16	
2	02:08,685	128,55	99,64	98,93	122,14	112,04	187,83	09:06:25	
3	PIT	3,52	65,76	61,59	58,85	11,47	188,92	09:27:22	
4	PIT	9,64	84,82	82,85	71,86	27,18		09:36:13	

14 - ROUSSELOT, Elie								P.Vmax: 20	T. Ideal: 02:01,915
Lap	Time	Vel. S1	Vel. S2	Vel. S3	Vel. S4	Avg spd	V.Max	Hour	
1	START	72,37	85,25	83,86	108,77	86,22		09:04:45	
2	02:22,093	117,01	91,34	88,25	110,31	101,47	179,01	09:07:07	
3	02:19,865	122,26	88,67	91,44	112,57	103,09	180,50	09:09:27	
4	02:15,643	124,01	94,89	94,54	113,05	106,29	178,02	09:11:43	
5	02:12,742	125,35	96,87	96,76	116,53	108,62	177,05	09:13:56	
6	02:11,834	127,14	97,97	95,88	117,77	109,36	178,02	09:16:08	
7	02:09,374	129,09	99,02	98,91	120,04	111,44	178,51	09:18:17	
8	02:08,906	129,96	100,86	98,87	118,83	111,85	178,51	09:20:26	
9	02:08,073	130,80	101,35	99,51	119,80	112,58	178,51	09:22:34	
10	02:07,845	129,78	101,42	100,27	120,50	112,78	179,01	09:24:42	
11	02:06,831	132,22	102,88	100,81	119,91	113,68	179,50	09:26:49	
12	PIT	129,41	103,01	101,40	96,21	106,24	176,57	09:29:04	
13	05:23,422	16,98	99,70	100,91	121,22	44,58		09:34:28	
14	02:03,937	133,95	105,18	103,14	123,90	116,33	180,00	09:36:32	
15	02:03,749	134,55	106,08	102,80	123,47	116,51	180,00	09:38:35	
16	02:02,571	135,82	106,81	104,51	124,24	117,63	182,02	09:40:38	
17	02:01,915	137,16	107,46	104,56	124,88	118,26	179,50	09:42:40	

17 - COLLINS, Torin								P.Vmax: 14	T. Ideal: 01:56,585
Lap	Time	Vel. S1	Vel. S2	Vel. S3	Vel. S4	Avg spd	V.Max	Hour	
1	START	45,47	89,96	98,55	115,15	76,36		09:05:07	
2	02:11,050	127,18	95,93	98,02	120,61	110,02	184,09	09:07:18	
3	02:07,159	130,70	101,48	102,18	120,12	113,39	182,54	09:09:25	
4	02:05,823	132,10	102,52	103,04	121,68	114,59	182,02	09:11:31	
5	02:03,589	133,22	104,60	105,73	123,76	116,66	182,54	09:13:35	
6	02:02,406	135,41	105,56	107,05	124,01	117,79	182,54	09:15:37	
7	02:01,001	136,25	107,03	109,23	124,82	119,16	182,54	09:17:38	
8	02:02,180	134,45	105,70	108,10	124,42	118,01	182,54	09:19:40	
9	02:00,767	136,78	106,82	108,96	125,80	119,39	182,54	09:21:41	
10	PIT	133,99	105,22	105,89	98,81	109,56	184,09	09:23:53	
11	06:21,516	13,24	105,89	108,43	126,00	37,79		09:30:14	
12	02:00,083	138,23	107,95	108,51	126,46	120,07	184,62	09:32:14	
13	01:59,654	138,53	108,87	109,15	126,21	120,50	184,09	09:34:14	
14	01:58,578	140,47	109,29	109,67	127,94	121,59	184,09	09:36:12	
15	01:58,604	139,69	109,33	110,25	127,82	121,56	184,62	09:38:11	
16	01:57,013	141,68	111,82	111,46	128,66	123,22	184,09	09:40:08	
17	01:57,064	142,09	110,10	111,94	129,60	123,16	185,14	09:42:05	

18 - PIQUERAS, Angel								P.Vmax: 13	T. Ideal: 01:54,120
Lap	Time	Vel. S1	Vel. S2	Vel. S3	Vel. S4	Avg spd	V.Max	Hour	
1	PIT	93,72	85,31	95,36	92,13	91,45		09:04:36	
2	02:28,478	73,74	101,31	105,13	121,76	97,11		09:07:04	
3	02:01,139	138,49	106,12	107,86	124,97	119,02	186,21	09:09:05	
4	01:59,630	139,36	107,35	110,74	125,85	120,52	185,14	09:11:05	
5	01:58,920	140,20	107,68	111,97	126,42	121,24	185,14	09:13:04	
6	01:58,053	141,09	108,98	112,49	127,15	122,13	185,67	09:15:02	
7	01:56,865	143,02	110,45	113,93	127,40	123,37	185,67	09:16:59	
8	PIT	144,02	111,79	112,66	105,04	116,75	185,14	09:19:02	
9	02:55,445	46,23	104,46	111,17	126,35	82,18		09:21:58	
10	13:29,929	5,34	102,03	107,38	123,69	17,80	181,01	09:35:28	

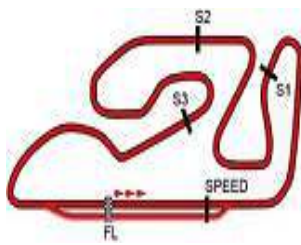
20 - VAN TRIGT, Owen								P.Vmax: 12	T. Ideal: 02:04,190
Lap	Time	Vel. S1	Vel. S2	Vel. S3	Vel. S4	Avg spd	V.Max	Hour	
1	START	01:56,946	143,47	109,48	114,30	127,50	123,29	182,54	09:37:25
12	01:55,263	144,80	111,87	116,00	129,01	125,09	183,57	09:39:20	
13	01:54,497	146,60	112,78	116,44	129,39	125,92	186,21	09:41:14	
14	01:54,289	146,77	113,39	115,69	130,13	126,15	185,14	09:43:09	

22 - ALMANSA, David								P.Vmax: 6	T. Ideal: 01:58,146
Lap	Time	Vel. S1	Vel. S2	Vel. S3	Vel. S4	Avg spd	V.Max	Hour	
1	START	4,25	81,37	84,56	94,60	14,14		09:18:58	
2	02:20,310	117,47	91,93	92,81	109,48	102,76	179,50	09:21:18	
3	02:10,708	125,22	95,92	100,08	121,26	110,31	186,21	09:23:29	
4	02:06,269	129,90	102,54	102,17	122,72	114,18	185,14	09:25:35	
5	02:06,917	132,08	102,93	100,45	120,04	113,60	186,74	09:27:42	
6	02:05,631	131,82	102,26	102,70	123,25	114,76	186,74	09:29:48	
7	02:05,874	131,70	101,69	102,90	122,94	114,54	186,74	09:31:54	
8	PIT	120,45	91,72	95,63	93,40	99,36	186,21	09:34:19	
9	06:44,798	12,64	95,71	95,62	117,51	35,62		09:41:04	
10	02:04,403	135,06	103,16	102,17	124,73	115,90	186,21	09:43:08	

25 - PÉREZ, Gonzalo								P.Vmax: 7	T. Ideal: 01:57,677
Lap	Time	Vel. S1	Vel. S2	Vel. S3	Vel. S4	Avg spd	V.Max	Hour	
1	START	51,15	87,66	93,31	108,65	78,21		09:05:03	
2	02:09,782	125,81	97,52	102,41	119,51	111,09	184,09	09:07:12	
3	02:04,701	134,60	102,14	105,38	121,87	115,62	187,83	09:09:17	
4	02:02,598	135,52	104,32	107,21	124,50	117,60	185,67	09:11:20	
5	02:00,979	138,70	105,40	108,38	125,75	119,18	190,03	09:13:21	
6	PIT	133,69	101,23	105,23	101,36	109,16	186,74	09:15:33	
7	08:39,797	9,01	101,14	105,93	123,42	27,74		09:24:12	
8	02:01,656	137,60	105,20	108,53	124,12	118,51	185,14	09:26:14	
9	02:00,688	138,22	106,77	109,30	124,73	119,47	185,14	09:28:15	
10	02:05,749	130,78	100,76	102,57	125,69	114,66	184,09	09:30:21	
11	01:58,443	141,19	108,62	111,22	127,17	121,73	185,14	09:32:19	
12	PIT	141,65	98,54	107,93	98,09	109,20	185,14	09:34:31	
13	04:03,563	25,33	107,45	108,29	125,60	59,20		09:38:35	
14	01:58,381	141,30	109,34	110,72	127,00	121,79	185,67	09:40:33	

28 - MARTÍNEZ, Máximo								P.Vmax: 4	T. Ideal: 01:54,645
Lap	Time	Vel. S1	Vel. S2	Vel. S3	Vel. S4	Avg spd	V.Max	Hour	
1	START	51,02	82,79	88,06	110,56	76,63		09:05:06	
2	02:12,570	129,58	93,91	96,39	117,93	108,76	185,67	09:07:19	
3	02:08,642	131,35	98,22	100,09	120,55	112,08	187,83	09:09:28	
4	02:05,523	136,14	101,36	101,36	122,82	114,86	188,92	09:11:33	
5	02:03,043	137,36	103,91	105,42	123,71	117,18	187,83	09:13:36	
6	PIT	138,02	104,53	104,27	105,52	111,96	187,28	09:15:45	
7	08:29,758	9,25	98,81	103,12	124,77	28,28		09:24:15	
8	02:01,453	139,37	105,31	106,61	125,31	118,71	186,21	09:26:16	
9	02:00,769	140,30	106,80	106,97	125,14	119,38	187,28	09:28:17	
10	02:04,491	139,12	101,17	101,26	124,77	115,82	188,37	09:30:21	
11	01:59,286	141,93	107,43	108,76	127,11	120,87	188,37	09:32:21	
12	PIT	141,56	103,15	107,55	98,69	110,62	188,37	09:34:31	
13	04:03,678	25,26	107,94	107,73	126,70	59,17		09:38:35	
14	01:58,325	140,63	109,81	109,21	128,71	121,85	184,62	09:40:33	
15	01:57,955	141,37	109,64	110,80	128,21	122,23	180,50	09:42:31	





Circuit Ricardo Tormo

FIM CEV REPSOL Circuit Ricardo Tormo Nov.21

VELOCIDAD EN SECTORES Qualifying Practice 1 GA Hawkers ETC

6	01:57,097	142,99	109,55	111,58	129,77	123,13	<b>190,59</b>	09:15:14	7	PIT	135,25	105,38	106,67	76,44	100,62	186,21	09:17:10
7	02:00,847	143,62	98,51	110,33	129,60	119,31	188,92	09:17:15	8	09:21,619	8,31	91,68	99,76	120,36	25,67		09:26:31
8	01:55,522	145,43	112,14	111,96	131,05	124,81	188,92	09:19:11	9	02:06,477	132,26	101,95	99,73	123,41	114,00	183,57	09:28:38
9	PIT	126,30	108,95	107,72	99,78	109,79	188,92	09:21:22	10	02:02,831	134,59	104,22	106,89	124,79	117,38	184,09	09:30:41
10	07:28,633	10,71	104,66	110,57	129,16	32,14		09:28:51	11	02:02,600	136,22	103,51	106,51	125,62	117,60	184,09	09:32:43
11	01:56,567	142,86	110,19	112,68	130,21	123,69	185,14	09:30:47	12	02:00,722	137,08	<b>107,47</b>	108,06	125,89	119,43	185,67	09:34:44
12	01:56,048	<b>145,59</b>	109,92	<b>113,74</b>	129,57	124,24	188,37	09:32:43	13	02:00,584	136,26	106,66	108,87	127,21	119,57	185,14	09:36:45
13	01:55,511	145,32	111,47	113,11	130,80	124,82	187,83	09:34:39	14	02:00,482	137,70	107,12	108,56	126,24	119,67	186,21	09:38:45
14	<b>01:54,882</b>	144,96	<b>112,88</b>	113,22	<b>131,98</b>	<b>125,50</b>	186,21	09:36:34	15	<b>01:59,965</b>	137,94	106,91	<b>109,94</b>	126,94	<b>120,19</b>	185,67	09:40:45
									16	02:00,001	<b>137,97</b>	106,83	108,75	<b>128,06</b>	120,15	185,14	09:42:45

29 - DUIN, Maik								
P.Vmax: 22 T. Ideal: 01:58,582								
Lap	Time	Vel. S1	Vel. S2	Vel. S3	Vel. S4	Avg spd	V.Max	Hour
1	START	112,47	98,35	98,15	119,02	107,19		09:04:13
2	02:07,015	126,99	101,76	103,84	121,64	113,51	171,88	09:06:20
3	02:05,198	128,58	104,77	105,10	122,10	115,16	172,34	09:08:25
4	02:04,229	130,99	103,96	106,12	123,56	116,06	171,43	09:10:29
5	PIT	127,91	100,90	104,54	94,50	105,53	170,98	09:12:46
6	04:21,611	23,75	102,12	91,39	121,29	55,11		09:17:07
7	02:03,352	134,07	105,56	106,16	122,45	116,89	173,26	09:19:11
8	02:03,660	134,69	105,39	104,17	123,02	116,59	174,19	09:21:14
9	02:00,664	135,83	108,25	109,22	125,06	119,49	173,73	09:23:15
10	02:01,292	134,05	108,26	108,45	124,84	118,87	173,73	09:25:16
11	02:00,685	135,82	108,58	108,97	124,88	119,47	172,80	09:27:17
12	02:00,968	134,62	108,53	108,75	125,02	119,19	172,80	09:29:18
13	02:00,118	136,04	108,85	110,25	125,33	120,03	174,19	09:31:18
14	01:59,742	137,21	108,69	110,86	125,44	120,41	171,88	09:33:18
15	<b>01:59,079</b>	137,15	<b>110,29</b>	110,01	<b>127,10</b>	<b>121,08</b>	174,66	09:35:17
16	01:59,703	137,72	109,62	110,25	124,76	120,45	<b>175,61</b>	09:37:17
17	02:10,470	123,13	96,02	99,95	124,02	110,51	174,66	09:39:27
18	02:00,064	137,49	108,22	109,29	126,02	120,09	173,73	09:41:27
19	NULL	<b>138,01</b>	110,28	<b>111,31</b>	125,94	121,28	174,19	09:43:26

34 - TIEZZI, Cesare								
P.Vmax: 19 T. Ideal: 01:56,535								
Lap	Time	Vel. S1	Vel. S2	Vel. S3	Vel. S4	Avg spd	V.Max	Hour
1	START	109,56	96,96	97,83	119,49	106,11		09:04:14
2	02:07,192	128,85	102,38	103,66	118,96	113,36	179,50	09:06:21
3	02:04,507	131,04	105,04	105,15	122,22	115,80	176,09	09:08:26
4	PIT	132,00	104,86	100,58	100,69	108,51	176,09	09:10:39
5	NULL	7,30	102,47	104,76	121,60	23,29		09:20:58
6	NULL	131,79	104,81	107,01	124,97	117,06	<b>183,57</b>	09:23:01
7	NULL	134,25	107,51	108,84	124,93	118,82	177,53	09:25:02
8	02:01,213	135,64	108,88	107,38	124,25	118,95	177,05	09:27:03
9	01:59,099	137,59	109,87	109,76	127,39	121,06	176,09	09:29:02
10	01:59,131	138,38	109,77	109,63	126,89	121,03	178,02	09:31:02
11	02:01,216	138,37	109,17	106,04	123,20	118,94	178,51	09:33:03
12	NULL	137,89	110,25	111,33	126,02	121,27	177,05	09:35:02
13	02:03,341	132,51	102,14	106,97	127,05	116,90	180,50	09:37:05
14	NULL	140,13	110,67	109,86	128,06	122,00	176,57	09:39:03
15	NULL	140,70	<b>112,11</b>	<b>112,39</b>	<b>129,44</b>	123,55	177,05	09:41:00
16	<b>01:56,859</b>	<b>141,55</b>	111,41	112,05	129,24	<b>123,38</b>	178,02	09:42:57

37 - TINKER, Corey								
P.Vmax: 10 T. Ideal: 01:59,507								
Lap	Time	Vel. S1	Vel. S2	Vel. S3	Vel. S4	Avg spd	V.Max	Hour
1	START	106,80	94,81	96,89	119,41	104,55		09:04:16
2	02:08,789	128,04	99,48	100,34	120,84	111,95	184,09	09:06:25
3	02:08,524	126,94	100,42	101,29	120,55	112,18	185,14	09:08:33
4	02:05,824	131,05	101,54	104,00	122,69	114,59	185,67	09:10:39
5	02:04,447	132,36	102,97	104,96	123,98	115,86	<b>187,28</b>	09:12:44
6	02:02,767	135,42	104,71	106,05	124,65	117,44	185,67	09:14:46

47 - BOGGIO, Edoardo M.								
P.Vmax: 4 T. Ideal: 01:55,051								
Lap	Time	Vel. S1	Vel. S2	Vel. S3	Vel. S4	Avg spd	V.Max	Hour
1	START	35,53	92,41	93,86	116,97	67,93		09:05:30
2	02:05,742	129,95	101,86	103,78	123,74	114,66	184,09	09:07:36
3	02:01,893	135,19	104,82	107,43	126,63	118,28	185,67	09:09:38
4	02:01,473	138,33	106,28	106,04	125,48	118,69	186,21	09:11:40
5	02:00,330	138,47	107,36	107,40	127,13	119,82	187,28	09:13:40
6	01:59,772	138,72	108,23	108,51	126,97	120,38	188,37	09:15:40
7	01:58,706	140,79	109,78	109,73	126,59	121,46	187,28	09:17:38
8	PIT	134,89	106,07	104,06	96,05	108,53	188,92	09:19:51
9	11:02,355	6,70	105,44	109,03	127,93	21,77		09:30:54
10	01:56,368	143,03	110,69	112,19	130,80	123,90	186,74	09:32:50
11	01:56,527	143,44	111,63	109,82	<b>131,18</b>	123,73	188,37	09:34:46
12	01:56,636	144,13	109,54	112,09	130,31	123,62	188,37	09:36:43
13	01:56,315	142,88	110,74	112,14	131,13	123,96	187,83	09:38:39
14	<b>01:55,556</b>	<b>144,86</b>	<b>112,85</b>	<b>113,43</b>	129,10	<b>124,77</b>	187,83	09:40:35
15	01:56,277	144,25	111,50	112,86	128,67	124,00	189,47	09:42:31

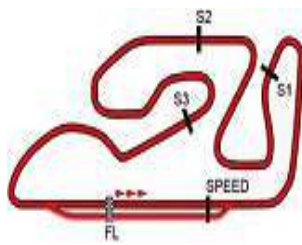
57 - GARNESS, Johnny								
P.Vmax: 1 T. Ideal: 01:58,920								
Lap	Time	Vel. S1	Vel. S2	Vel. S3	Vel. S4	Avg spd	V.Max	Hour
1	START	105,03	94,80	96,28	120,38	104,15		09:04:17
2	02:08,445	128,16	100,12	100,37	121,15	112,25	191,15	09:06:25
3	02:07,420	129,55	100,63	102,51	120,80	113,15	<b>192,28</b>	09:08:32
4	02:06,075	129,29	101,87	103,75	123,08	114,36	188,92	09:10:39
5	02:04,095	134,68	102,63	106,19	122,62	116,19	190,59	09:12:43
6	02:02,918	134,59	104,16	107,46	123,96	117,30	190,03	09:14:46
7	02:01,629	136,26	105,44	107,99	125,48	118,54	184,09	09:16:47
8	02:03,641	134,50	102,60	106,13	124,55	116,61	187,28	09:18:51
9	02:02,911	133,01	106,53	104,74	125,27	117,30	187,83	09:20:54
10	02:00,633	137,07	107,01	108,59	126,23	119,52	190,59	09:22:54
11	02:00,199	137,88	106,84	109,72	126,37	119,95	190,03	09:24:55
12	01:59,821	139,71	<b>107,95</b>	109,30	125,56	120,33	189,47	09:26:54
13	PIT	135,74	104,15	105,10	92,93	107,26	190,59	09:29:09
14	05:53,414	15,17	94,63	98,40	119,09	40,80		09:35:02
15	02:04,136	135,19	103,29	104,38	123,12	116,15	191,15	09:37:06
16	02:02,431	137,00	104,61	107,15	123,69	117,76	188,92	09:39:09
17	02:01,283	139,00	104,41	108,29	125,64	118,88	188,37	09:41:10
18	<b>01:59,023</b>	<b>141,27</b>	107,61	<b>109,90</b>	<b>127,30</b>	<b>121,14</b>	190,59	09:43:09

58 - PASIUK, Mateusz								
P.Vmax: 10 T. Ideal: 01:56,551								
Lap	Time	Vel. S1	Vel. S2	Vel. S3	Vel. S4	Avg spd	V.Max	Hour
1	START	85,04	93,05	94,47	111,80	95,55		09:04:29
2	02:06,165	131,83	101,90	102,74	121,71	114,28	181,01	09:06:35
3	02:03,235	135,27	104,59	105,12	124,09	117,00	183,05	09:08:38
4	02:05,094	126,16	102,73	107,15	124,95	115,26	185,67	09:10:44
5	02:01,242	136,66	106,59	107,67	125,63	118,92	182,54	09:12:45
6	02:01,934	133,94	106,70	107,32	125,37	118,24	185,14	09:14:47
7	02:04,276	126,33	105,16	107,72	124,40	116,02	<b>187,28</b>	09:16:51



HEADQUARTERS - Príncipe de Vergara, 183 - 28002 Madrid - Tel: +34 91 782 02 20

www.fimcevrepsol.com



Circuit Ricardo Tormo

FIM CEV REPSOL Circuit Ricardo Tormo Nov.21

VELOCIDAD EN SECTORES Qualifying Practice 1 GA Hawkers ETC

8	02:00,407	138,31	108,18	109,25	124,18	119,74	183,57	09:18:51
9	02:00,381	137,34	108,00	108,39	126,07	119,77	184,62	09:20:52
10	01:59,170	138,49	108,92	110,99	126,28	120,99	183,05	09:22:51
11	01:59,079	138,73	108,63	110,65	127,10	121,08	183,05	09:24:50
12	01:58,517	139,09	109,28	110,89	128,06	121,65	183,05	09:26:49
13	01:57,901	139,44	109,37	112,64	128,44	122,29	184,09	09:28:46
14	PIT	<b>142,66</b>	108,22	106,94	92,21	109,51	184,09	09:30:58
15	04:54,585	19,11	103,17	106,98	124,55	48,94		09:35:53
16	01:58,950	138,86	109,00	110,87	126,87	121,21	184,09	09:37:52
17	01:58,090	140,57	109,15	111,07	<b>128,58</b>	122,09	182,54	09:39:50
18	<b>01:57,011</b>	140,81	<b>111,13</b>	<b>113,48</b>	128,14	<b>123,22</b>	183,05	09:41:47

8	02:01,375	135,88	106,56	109,04	124,42	118,79	178,51	09:18:55
9	02:01,805	135,04	107,87	107,79	123,22	118,37	175,61	09:20:57
10	PIT	131,48	102,03	105,00	96,29	107,20	176,09	09:23:12
11	05:26,631	17,05	92,92	93,67	123,53	44,14		09:28:38
12	02:02,547	134,56	105,32	106,91	124,57	117,65	174,19	09:30:41
13	02:01,724	135,98	105,07	107,91	125,86	118,45	177,05	09:32:43
14	01:59,567	136,82	109,25	110,14	126,48	120,59	175,14	09:34:42
15	<b>01:58,978</b>	<b>138,36</b>	<b>109,30</b>	<b>111,14</b>	126,55	<b>121,18</b>	178,51	09:36:41
16	01:59,367	136,68	108,65	110,44	<b>127,78</b>	120,79	177,05	09:38:41

62 - TRIAS, Blai P.Vmax: 17 T. Ideal: 01:56,839

Lap	Time	Vel. S1	Vel. S2	Vel. S3	Vel. S4	Avg spd	V.Max	Hour
1	START	50,14	91,89	97,95	117,73	80,28		09:04:58
2	02:05,405	132,53	102,56	102,57	123,30	114,97	182,54	09:07:03
3	02:02,603	135,77	104,68	105,79	125,30	117,60	182,02	09:09:06
4	01:59,791	138,19	107,81	108,86	127,45	120,36	<b>184,09</b>	09:11:06
5	02:00,618	140,17	108,16	105,22	126,06	119,53	182,54	09:13:06
6	01:59,480	139,20	108,03	108,73	127,76	120,67	182,54	09:15:06
7	01:59,386	138,75	108,81	108,91	127,40	120,77	182,54	09:17:05
8	01:59,055	139,72	109,31	109,18	127,10	121,10	182,02	09:19:04
9	PIT	139,89	107,51	108,08	100,61	112,31	182,54	09:21:12
10	08:04,411	9,88	95,20	105,67	124,06	29,76		09:29:17
11	02:00,722	137,94	106,19	108,66	126,11	119,43	182,02	09:31:18
12	01:59,531	138,19	108,31	109,55	127,19	120,62	182,02	09:33:17
13	01:58,188	140,20	109,25	110,54	128,89	121,99	182,02	09:35:15
14	<b>01:57,106</b>	140,75	110,37	<b>112,33</b>	129,77	<b>123,12</b>	182,02	09:37:12
15	01:57,712	140,40	109,34	110,96	130,13	122,49	183,05	09:39:10
16	01:58,322	<b>141,22</b>	107,78	110,47	129,36	121,85	182,02	09:41:08
17	01:57,310	141,11	<b>110,63</b>	110,50	<b>130,19</b>	122,91	182,02	09:43:06

81 - PARRILLA, César P.Vmax: 14 T. Ideal: 01:59,534

Lap	Time	Vel. S1	Vel. S2	Vel. S3	Vel. S4	Avg spd	V.Max	Hour
1	START	91,57	86,50	95,07	111,09	95,79		09:04:29
2	02:05,247	133,61	100,92	104,02	123,50	115,12	182,54	09:06:34
3	02:04,349	135,46	101,85	105,16	123,06	115,95	183,57	09:08:38
4	02:02,823	135,15	103,51	105,70	126,46	117,39	183,05	09:10:41
5	02:03,309	136,86	104,15	104,09	124,20	116,93	<b>185,14</b>	09:12:44
6	02:08,104	115,95	104,25	105,86	123,12	112,55	184,62	09:14:53
7	02:01,283	137,66	104,90	108,52	125,83	118,88	183,05	09:16:54
8	PIT	135,84	102,76	104,27	104,42	110,74	183,57	09:19:04
9	07:37,965	10,58	101,71	101,97	122,85	31,48		09:26:42
10	02:02,754	135,71	104,88	106,65	123,66	117,45	182,54	09:28:45
11	02:00,880	137,37	<b>106,57</b>	108,40	125,75	119,28	182,02	09:30:46
12	02:01,145	137,86	105,85	108,04	125,56	119,01	183,57	09:32:47
13	02:01,524	137,53	105,83	106,59	125,85	118,64	182,02	09:34:48
14	02:00,695	138,99	106,12	108,46	125,68	119,46	183,05	09:36:49
15	02:00,652	138,70	106,43	107,85	126,32	119,50	183,05	09:38:50
16	<b>01:59,945</b>	138,09	105,88	<b>110,56</b>	<b>127,52</b>	<b>120,21</b>	184,09	09:40:50
17	02:00,416	<b>139,09</b>	106,04	109,57	125,68	119,73	182,54	09:42:50

71 - AL-SAHOUTI, Hamad K. P.Vmax: 2 T. Ideal: 01:57,681

Lap	Time	Vel. S1	Vel. S2	Vel. S3	Vel. S4	Avg spd	V.Max	Hour
1	START	70,98	87,95	92,47	118,72	89,85		09:04:39
2	02:09,571	125,89	96,83	99,55	124,17	111,27	187,83	09:06:48
3	02:07,177	132,01	98,69	101,87	122,77	113,37	190,59	09:08:55
4	02:06,245	132,25	100,31	100,67	125,28	114,21	191,15	09:11:02
5	NULL	132,59	101,40	104,46	124,84	115,50	186,21	09:13:06
6	02:00,758	136,87	106,33	107,75	127,56	119,40	<b>191,72</b>	09:15:07
7	02:00,773	136,88	107,66	107,54	126,16	119,38	188,92	09:17:08
8	PIT	134,55	107,11	107,67	106,35	113,11	188,92	09:19:15
9	09:44,609	7,79	104,55	104,87	125,96	24,66		09:29:00
10	02:00,843	136,61	105,66	107,61	128,40	119,31	188,92	09:31:01
11	01:59,389	139,32	107,88	108,39	128,55	120,76	190,03	09:33:00
12	02:01,080	139,03	105,83	107,71	125,27	119,08	191,15	09:35:01
13	<b>01:58,362</b>	139,29	108,50	<b>110,65</b>	<b>129,67</b>	<b>121,81</b>	188,92	09:37:00
14	NULL	139,67	<b>110,62</b>	109,38	127,93	121,74	191,15	09:38:58
15	01:58,768	<b>139,67</b>	108,38	109,52	129,01	121,40	186,74	09:40:57

83 - CARPE, Alvaro P.Vmax: 3 T. Ideal: 01:54,252

Lap	Time	Vel. S1	Vel. S2	Vel. S3	Vel. S4	Avg spd	V.Max	Hour
1	START	46,52	80,84	92,79	120,00	75,22		09:05:10
2	02:03,313	132,76	101,69	106,79	127,71	116,92	190,03	09:07:13
3	01:59,670	138,31	105,81	109,84	129,24	120,48	190,59	09:09:13
4	01:59,739	140,20	105,64	109,82	127,70	120,41	190,03	09:11:13
5	NULL	123,40	99,74	108,89	126,88	114,59	187,83	09:13:18
6	01:56,535	141,88	110,08	112,60	131,31	123,72	<b>191,15</b>	09:15:15
7	01:56,763	143,73	110,13	110,99	130,49	123,48	190,59	09:17:12
8	PIT	123,10	103,81	104,14	99,93	107,14	188,92	09:19:26
9	09:56,968	7,75	87,98	97,59	119,68	24,15		09:29:23
10	02:00,971	135,69	104,47	109,54	128,14	119,19	186,21	09:31:24
11	01:56,379	142,27	109,96	113,16	131,24	123,89	188,92	09:33:21
12	01:55,638	145,24	111,14	113,08	130,73	124,68	190,59	09:35:16
13	<b>01:54,463</b>	145,42	<b>112,60</b>	<b>114,81</b>	<b>132,15</b>	<b>125,96</b>	188,92	09:37:11
14	02:10,391	<b>146,59</b>	85,25	94,37	129,65	110,58	189,47	09:39:21

80 - GARCIA, Marco P.Vmax: 17 T. Ideal: 01:58,666

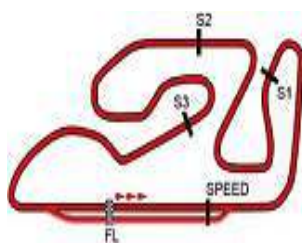
Lap	Time	Vel. S1	Vel. S2	Vel. S3	Vel. S4	Avg spd	V.Max	Hour
1	START	94,13	83,69	93,02	112,80	95,57		09:04:29
2	02:09,649	124,31	99,05	101,19	120,60	111,21	177,05	09:06:39
3	02:05,383	131,08	102,30	104,23	123,11	114,99	183,57	09:08:44
4	02:03,577	132,79	103,60	106,61	124,46	116,67	183,57	09:10:48
5	02:03,636	132,06	105,31	106,42	123,01	116,62	182,54	09:12:51
6	02:01,786	134,04	105,77	108,34	125,93	118,39	181,51	09:14:53
7	02:01,057	137,45	106,31	107,91	125,80	119,10	<b>184,09</b>	09:16:54

84 - GOURDON, Théo P.Vmax: 16 T. Ideal: 01:58,391

Lap	Time	Vel. S1	Vel. S2	Vel. S3	Vel. S4	Avg spd	V.Max	Hour
1	START	104,18	94,28	96,89	118,85	103,60		09:04:17
2	02:08,240	129,37	99,74	100,14	121,60	112,43	182,54	09:06:26
3	02:07,056	128,75	100,31	102,95	122,70	113,48	184,09	09:08:33
4	02:04,979	130,76	102,37	104,99	124,01	115,36	183,05	09:10:38
5	02:03,385	133,06	104,63	106,82	123,53	116,85	180,50	09:12:41
6	02:03,807	132,91	104,30	105,83	123,46	116,46	179,50	09:14:45
7	02:01,982	136,12	106,56	107,73	123,23	118,20	179,50	09:16:47
8	PIT	133,99	102,39	104,83	95,32	107,34	178,51	09:19:01
9	08:57,464	8,67	101,34	102,71	121,57	26,83		09:27:59
10	02:02,911	135,80	104,64	106,16	123,79	117,30	183,05	09:30:01







Circuit Ricardo Tormo

FIM CEV REPSOL Circuit Ricardo Tormo Nov.21

VELOCIDAD EN SECTORES Qualifying Practice 1 GA Hawkercs ETC

11	02:01,062	137,41	106,58	108,11	125,30	119,10	183,05	09:32:03
12	02:00,109	138,57	107,30	109,34	126,02	120,04	184,09	09:34:03
13	01:59,282	138,00	107,91	111,12	<b>127,25</b>	120,87	184,09	09:36:02
14	01:59,732	139,87	107,73	109,24	126,09	120,42	<b>184,62</b>	09:38:02
15	<b>01:58,481</b>	<b>140,95</b>	<b>108,77</b>	<b>111,36</b>	126,89	<b>121,69</b>	184,09	09:40:00
16	01:59,004	140,54	107,81	110,60	127,00	121,16	184,09	09:41:59
17	02:01,112	139,88	108,61	109,99	119,42	119,05	182,54	09:44:00

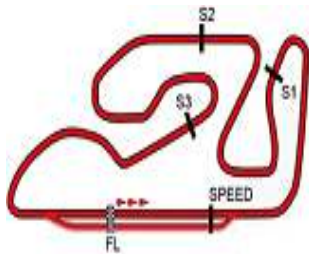
85 - ZURUTUZA, Xabi		P.Vmax: 7				T. Ideal: 01:55,246		
Lap	Time	Vel. S1	Vel. S2	Vel. S3	Vel. S4	Avg spd	V.Max	Hour
1	START	18,10	100,23	103,77	121,10	46,74		09:07:07
2	02:06,745	136,08	91,26	107,49	125,93	113,76	185,14	09:09:13
3	02:01,404	137,07	104,89	108,52	125,84	118,76	187,28	09:11:15
4	02:00,851	138,23	105,91	108,41	125,97	119,30	184,62	09:13:16
5	01:59,300	139,53	106,81	110,05	128,32	120,86	184,62	09:15:15
6	01:58,142	140,84	108,62	111,06	128,80	122,04	<b>188,92</b>	09:17:13
7	01:57,877	141,33	109,20	111,19	128,67	122,31	187,28	09:19:11
8	02:03,422	136,25	101,16	109,03	122,93	116,82	188,37	09:21:14
9	01:57,684	141,72	109,44	111,40	128,67	122,51	185,67	09:23:12
10	PIT	135,04	104,68	110,03	99,59	110,79	184,09	09:25:22
11	10:34,607	7,05	103,80	109,59	125,68	22,72		09:35:57
12	NULL	141,25	109,32	111,73	127,50	122,17	185,14	09:37:55
13	01:56,042	143,22	111,17	113,42	130,23	124,25	185,14	09:39:51
14	01:55,627	144,02	<b>111,88</b>	113,69	130,27	124,69	186,74	09:41:47
15	<b>01:55,275</b>	<b>144,92</b>	<b>111,77</b>	<b>114,25</b>	<b>130,61</b>	<b>125,07</b>	185,14	09:43:42

94 - LLAMBIAS, Facundo		P.Vmax: 21				T. Ideal: 01:56,330		
Lap	Time	Vel. S1	Vel. S2	Vel. S3	Vel. S4	Avg spd	V.Max	Hour
1	START	93,12	85,65	94,77	108,80	95,42		09:04:29
2	02:09,540	123,70	98,20	102,08	121,66	111,30	175,14	09:06:39
3	02:05,410	130,68	101,08	105,01	124,05	114,97	180,50	09:08:44
4	02:03,564	132,90	103,58	106,07	124,99	116,68	179,01	09:10:48
5	02:07,100	116,13	102,76	108,11	126,26	113,44	180,00	09:12:55
6	02:00,062	134,08	107,44	110,49	128,53	120,09	178,02	09:14:55
7	01:59,165	138,04	108,77	111,24	126,57	120,99	179,50	09:16:54
8	PIT	131,90	103,76	110,14	104,34	111,60	176,57	09:19:03
9	06:06,678	14,23	101,33	103,04	117,38	39,32		09:25:10
10	04:43,207	136,42	18,06	97,88	122,14	50,91	173,26	09:29:53
11	02:00,694	136,13	107,20	108,74	126,39	119,46	177,53	09:31:54
12	01:59,996	136,85	107,79	109,69	126,89	120,15	<b>181,01</b>	09:33:54
13	01:59,194	136,94	109,33	111,03	126,89	120,96	177,53	09:35:53
14	01:59,091	138,27	109,23	110,21	127,16	121,07	176,09	09:37:52
15	01:59,605	139,46	110,29	104,25	129,25	120,55	176,09	09:39:52
16	01:56,666	<b>141,79</b>	111,17	112,82	129,36	123,58	179,01	09:41:48
17	<b>01:56,451</b>	141,16	<b>111,74</b>	<b>113,12</b>	<b>129,80</b>	<b>123,81</b>	177,05	09:43:45



HEADQUARTERS - Principe de Vergara, 183 - 28002 Madrid - Tel: +34 91 782 02 20

www.fimcevrepsol.com



Circuit Ricardo Tormo

FIM CEV REPSOL Circuit Ricardo Tormo Nov.21

Velocidades máximas Qualifying Practice 1 GA Hawkercs ETC

Nombre	Equipo/Club	Vehículo	Mejores 5 velocidades máximas					Media	Max.	
57	GARNESS, Johnny	Krp	HONDA	192,3	191,2	191,2	190,6	190,6	191,2	192,3
71	AL-SAHOUTI, Hamad K.	Leopard Impala Junior Tea	HONDA	191,7	191,2	191,2	191,2	190,6	191,2	191,7
83	CARPE, Alvaro	Mt-Foundation 77	HONDA	191,2	190,6	190,6	190,6	190,0	190,6	191,2
28	MARTÍNEZ, Máximo	Team Honda Laglisse	HONDA	190,6	188,9	188,9	188,9	188,4	189,1	190,6
22	ALMANSA, David	Finetwork Hawkercs Junior	HONDA	190,0	187,8	186,7	185,7	185,7	187,2	190,0
47	BOGGIO, Edoardo M.	Aspar Team	HONDA	189,5	188,9	188,4	188,4	188,4	188,7	189,5
85	ZURUTUZA, Xabi	Cuna De Campeones	HONDA	188,9	188,4	187,3	187,3	186,7	187,7	188,9
25	PÉREZ, Gonzalo	Finetwork Hawkercs Junior	HONDA	188,9	188,4	188,4	188,4	187,8	188,4	188,9
6	BARTUCCA, Jordan	Liqui Moly Intact Sic Rac	HONDA	188,9	187,8				188,4	188,9
37	TINKER, Corey	Sic58 Squadra Corse	HONDA	187,3	186,2	186,2	185,7	185,7	186,2	187,3
58	PASIUŁ, Mateusz	H43 Team Nobby	HONDA	187,3	185,7	185,1	184,6	184,1	185,4	187,3
20	VAN TRIGT, Owen	Larresport	HONDA	186,7	186,7	186,7	186,2	186,2	186,5	186,7
18	PIQUERAS, Angel	Estrella Galicia 0,0	HONDA	186,2	186,2	185,7	185,7	185,1	185,8	186,2
81	PARRILLA, César	Fau55 Tey Racing	HONDA	185,1	184,6	184,1	183,6	183,6	184,2	185,1
17	COLLINS, Torin	Team Mta	HONDA	185,1	184,6	184,6	184,1	184,1	184,5	185,1
84	GOURDON, Théo	Leopard Impala Junio	HONDA	184,6	184,1	184,1	184,1	184,1	184,2	184,6
80	GARCIA, Marco	Ajevo Racing Team	HONDA	184,1	183,6	183,6	182,5	181,5	183,1	184,1
62	TRIAS, Blai	Artbox	HONDA	184,1	183,1	182,5	182,5	182,5	182,9	184,1
34	TIEZZI, Cesare	Ac Racing Team	HONDA	183,6	180,5	179,5	178,5	178,0	180,0	183,6
14	ROUSSELOT, Elie	First Academy	HONDA	182,0	180,5	180,0	180,0	179,5	180,4	182,0
94	LLAMBIAS, Facundo	Team Estrella Galicia 0,0	HONDA	181,0	180,5	180,0	179,5	179,0	180,0	181,0
29	DUIN, Maik	Ernst Dubbinkevenoracing	HONDA	175,6	174,7	174,7	174,2	174,2	174,7	175,6

