

FIM CEV REPSOL Circuit Ricardo Tormo Nov.21

19-20-21 NOVEMBER 2021

Circuit Ricardo Tormo

Length: 4005 metros

REVISED

Qualifying Practice 2 GA Hawkers ETC

| Pos. | N. | Rider | Team | Motorcycle | Nat. | Best Lap | iL | Laps | Gap | Interval | Speed | Tyr. | Cat. |
|------|----|----------------------|---------------------------|------------|------|------------------|----|------|-----------|-----------|--------|------|------|
| 1 | 18 | PIQUERAS, Angel | Estrella Galicia 0,0 | HONDA | SPA | 01:50,865 | 17 | 17 | | | 130,05 | | ETC |
| 2 | 85 | ZURUTUZA, Xabi | Cuna De Campeones | HONDA | SPA | 01:51,357 | 14 | 16 | 00:00,492 | 00:00,492 | 129,48 | | ETC |
| 3 | 28 | MARTÍNEZ, Máximo | Team Honda Laglisse | HONDA | SPA | 01:51,650 | 14 | 18 | 00:00,785 | 00:00,293 | 129,14 | | ETC |
| 4 | 83 | CARPE, Alvaro | Mt-Foundation 77 | HONDA | SPA | 01:52,020 | 10 | 17 | 00:01,155 | 00:00,370 | 128,71 | | ETC |
| 5 | 62 | TRIAS, Blai | Artbox | HONDA | SPA | 01:52,467 | 17 | 19 | 00:01,602 | 00:00,447 | 128,2 | | ETC |
| 6 | 47 | BOGGIO, Edoardo M. | Aspar Team | HONDA | ITA | 01:52,771 | 10 | 10 | 00:01,906 | 00:00,304 | 127,85 | | ETC |
| 7 | 81 | PARRILLA, César | Fau55 Tey Racing | HONDA | SPA | 01:53,054 | 15 | 19 | 00:02,189 | 00:00,283 | 127,53 | | ETC |
| 8 | 94 | LLAMBIAS, Facundo | Team Estrella Galicia 0,0 | HONDA | URU | 01:53,365 | 11 | 12 | 00:02,500 | 00:00,311 | 127,18 | | ETC |
| 9 | 57 | GARNES, Johnny | Krp | HONDA | GBR | 01:53,437 | 19 | 19 | 00:02,572 | 00:00,072 | 127,1 | | ETC |
| 10 | 29 | DUIN, Maik | Ernst Dubbinkevenoracing | HONDA | NED | 01:53,851 | 17 | 17 | 00:02,986 | 00:00,414 | 126,64 | | ETC |
| 11 | 22 | ALMANSA, David | Finetwork Hawkerc Junior | HONDA | SPA | 01:53,965 | 7 | 7 | 00:03,100 | 00:00,114 | 126,51 | | ETC |
| 12 | 34 | TIEZZI, Cesare | Ac Racing Team | HONDA | ITA | 01:54,052 | 17 | 17 | 00:03,187 | 00:00,087 | 126,42 | | ETC |
| 13 | 80 | GARCIA, Marco | Ajevo Racing Team | HONDA | SPA | 01:54,251 | 19 | 19 | 00:03,386 | 00:00,199 | 126,2 | | ETC |
| 14 | 71 | AL-SAHOUTI, Hamad K. | Leopard Impala Junior Tea | HONDA | QAT | 01:54,403 | 14 | 15 | 00:03,538 | 00:00,152 | 126,03 | | ETC |
| 15 | 20 | VAN TRIGT, Owen | Larresport | HONDA | NED | 01:54,418 | 18 | 18 | 00:03,553 | 00:00,015 | 126,01 | | ETC |
| 16 | 84 | GOURDON, Théo | Leopard Impala Junio | HONDA | FRA | 01:54,485 | 17 | 18 | 00:03,620 | 00:00,067 | 125,94 | | ETC |
| 17 | 25 | PÉREZ, Gonzalo | Finetwork Hawkerc Junior | HONDA | SPA | 01:54,859 | 16 | 16 | 00:03,994 | 00:00,374 | 125,53 | | ETC |
| 18 | 58 | PASIU, Mateusz | H43 Team Nobby | HONDA | POL | 01:54,929 | 8 | 12 | 00:04,064 | 00:00,070 | 125,45 | | ETC |
| 19 | 37 | TINKER, Corey | Sic58 Squadra Corse | HONDA | GBR | 01:54,974 | 17 | 18 | 00:04,109 | 00:00,045 | 125,4 | | ETC |
| 20 | 17 | COLLINS, Torin | Team Mta | HONDA | CAN | 01:55,371 | 11 | 11 | 00:04,506 | 00:00,397 | 124,97 | | ETC |
| 21 | 6 | BARTUCCA, Jordan | Liqui Moly Intact Sic Rac | HONDA | ITA | 01:56,664 | 15 | 16 | 00:05,799 | 00:01,293 | 123,59 | | ETC |
| 22 | 14 | ROUSSELOT, Elie | First Academy | HONDA | FRA | 02:00,613 | 12 | 12 | 00:09,748 | 00:03,949 | 119,54 | | ETC |

WET SESSION

Circuit Ricardo Tormo

Final Official

Provisional Official

Length: 4005 m. Hour: 12:29

JURY:

C.of the Course:

C.Timekeeper:

Hour:

Hour:

20/11/2021

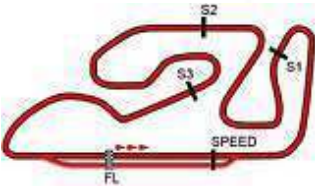
Hour: 13:50:48



HEADQUARTERS – Principe de Vergara, 183 – 28002 Madrid – Tel: +34 91 782 02 20

www.fimcevrepsol.com

Master Timing, Sport Timing Systems, cronometrajes.es - mastertiming.es by Eventronic www.eventronic.es 19FJAP63



FIM CEV REPSOL Circuit Ricardo Tormo Nov.21

19-20-21 NOVEMBER 2021

Circuit Ricardo Tormo

Length: 4005 metros

Combined REVISED

Hawkers ETC G A

| Pos. | N. | Rider | Team | Motorcycle | Nat. | Time | Gap | Qualif. 1 | iL | nL | Qualif. 2 | iL | nL | TL | Tyr. | Cat. |
|------|----|----------------------|---------------------------|------------|------|------------------|-----------|------------|----|----|------------------|----|----|----|------|------|
| 1 | 18 | PIQUERAS, Angel | Estrella Galicia 0,0 | HONDA | SPA | 01:50,865 | | 01:54,289 | 14 | 14 | 01:50,865 | 17 | 17 | 31 | | ETC |
| 2 | 85 | ZURUTUZA, Xabi | Cuna De Campeones | HONDA | SPA | 01:51,357 | 00:00,492 | 01:55,275 | 15 | 15 | 01:51,357 | 14 | 16 | 31 | | ETC |
| 3 | 28 | MARTÍNEZ, Máximo | Team Honda Laglisse | HONDA | SPA | 01:51,650 | 00:00,785 | 01:54,882 | 14 | 14 | 01:51,650 | 14 | 18 | 32 | | ETC |
| 4 | 83 | CARPE, Alvaro | Mt-Foundation 77 | HONDA | SPA | 01:52,020 | 00:01,155 | 01:54,463 | 13 | 14 | 01:52,020 | 10 | 17 | 31 | | ETC |
| 5 | 62 | TRIAS, Blai | Artbox | HONDA | SPA | 01:52,467 | 00:01,602 | 01:57,106 | 14 | 17 | 01:52,467 | 17 | 19 | 36 | | ETC |
| 6 | 47 | BOGGIO, Edoardo M. | Aspar Team | HONDA | ITA | 01:52,771 | 00:01,906 | 01:55,556 | 14 | 15 | 01:52,771 | 10 | 10 | 25 | | ETC |
| 7 | 81 | PARRILLA, César | Fau55 Tey Racing | HONDA | SPA | 01:53,054 | 00:02,189 | 01:59,945 | 16 | 17 | 01:53,054 | 15 | 19 | 36 | | ETC |
| 8 | 94 | LLAMBIAS, Facundo | Team Estrella Galicia 0,0 | HONDA | URU | 01:53,365 | 00:02,500 | 01:56,451 | 17 | 17 | 01:53,365 | 11 | 12 | 29 | | ETC |
| 9 | 57 | GARNESSE, Johnny | Krp | HONDA | GBR | 01:53,437 | 00:02,572 | 01:59,023 | 18 | 18 | 01:53,437 | 19 | 19 | 37 | | ETC |
| 10 | 29 | DUIN, Maik | Ernst Dubbinkevenoracing | HONDA | NED | 01:53,851 | 00:02,986 | 01:59,079 | 15 | 19 | 01:53,851 | 17 | 17 | 36 | | ETC |
| 11 | 22 | ALMANSA, David | Finetwork Hawkens Junior | HONDA | SPA | 01:53,965 | 00:03,100 | 01:58,381 | 14 | 14 | 01:53,965 | 7 | 7 | 21 | | ETC |
| 12 | 34 | TIEZZI, Cesare | Ac Racing Team | HONDA | ITA | 01:54,052 | 00:03,187 | 01:56,859 | 16 | 16 | 01:54,052 | 17 | 17 | 33 | | ETC |
| 13 | 80 | GARCIA, Marco | Ajevo Racing Team | HONDA | SPA | 01:54,251 | 00:03,386 | 01:58,978 | 15 | 16 | 01:54,251 | 19 | 19 | 35 | | ETC |
| 14 | 71 | AL-SAHOUTI, Hamad K. | Leopard Impala Junior Tea | HONDA | QAT | 01:54,403 | 00:03,538 | 01:58,362 | 13 | 15 | 01:54,403 | 14 | 15 | 30 | | ETC |
| 15 | 20 | VAN TRIGT, Owen | Larresport | HONDA | NED | 01:54,418 | 00:03,553 | 02:04,403 | 10 | 10 | 01:54,418 | 18 | 18 | 28 | | ETC |
| 16 | 84 | GOURDON, Théo | Leopard Impala Junio | HONDA | FRA | 01:54,485 | 00:03,620 | 01:58,481 | 15 | 17 | 01:54,485 | 17 | 18 | 35 | | ETC |
| 17 | 25 | PÉREZ, Gonzalo | Finetwork Hawkens Junior | HONDA | SPA | 01:54,859 | 00:03,994 | 01:57,955 | 15 | 15 | 01:54,859 | 16 | 16 | 31 | | ETC |
| 18 | 58 | PASIUK, Mateusz | H43 Team Nobby | HONDA | POL | 01:54,929 | 00:04,064 | 01:57,011 | 18 | 18 | 01:54,929 | 8 | 12 | 30 | | ETC |
| 19 | 37 | TINKER, Corey | Sic58 Squadra Corse | HONDA | GBR | 01:54,974 | 00:04,109 | 01:59,965 | 15 | 16 | 01:54,974 | 17 | 18 | 34 | | ETC |
| 20 | 17 | COLLINS, Torin | Team Mta | HONDA | CAN | 01:55,371 | 00:04,506 | 01:57,013 | 16 | 17 | 01:55,371 | 11 | 11 | 28 | | ETC |
| 21 | 6 | BARTUCCA, Jordan | Liqui Moly Intact Sic Rac | HONDA | ITA | 01:56,664 | 00:05,799 | *02:08,685 | 2 | 4 | 01:56,664 | 15 | 16 | 20 | | ETC |
| 22 | 14 | ROUSSELOT, Elie | First Academy | HONDA | FRA | 02:00,613 | 00:09,748 | 02:01,915 | 17 | 17 | 02:00,613 | 12 | 12 | 29 | | ETC |

Circuit Ricardo Tormo

Final Official

Provisional Official

Length: 4005

Hour: 12:20:00

JURY:

Hour:

C.of the Course:

Hour:

20/11/2021

C.Timekeeper:

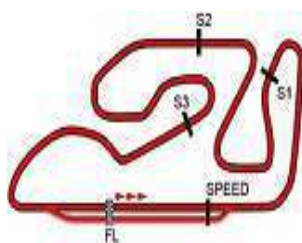
Hour: 13:53:13



HEADQUARTERS – Príncipe de Vergara, 183 – 28002 Madrid – Tel.: +34 91 782 02 20

www.fimcevrepsol.com

Master Timing, Sport Timing Systems, cronometrajes.es - mastertiming.es by Eventronic www.eventronic.es 19FJAP63



Circuit Ricardo Tormo

FIM CEV REPSOL Circuit Ricardo Tormo Nov.21

ANALYSIS / SECTORS Qualifying Practice 2 GA Hawkers ETC

| 6 | | BARTUCCA, Jordan | | Liqui Moly Intact Sic Rac | | | |
|-----|------------------|------------------|------------------|--------------------------------|------------------|---------------|----------|
| | | ITA | | P.Vmax: 13 T. Ideal: 01:55,933 | | | |
| Lap | Time | Sector 1 | Sector 2 | Sector 3 | Sector 4 | V.Max | Hour |
| 1 | START | 01:01,746 | 00:35,242 | 00:30,513 | 00:33,525 | | 12:32:39 |
| 2 | 02:03,162 | 00:28,607 | 00:33,543 | 00:28,538 | 00:32,474 | 184,62 | 12:34:42 |
| 3 | 02:00,823 | 00:27,783 | 00:32,492 | 00:28,173 | 00:32,375 | 184,62 | 12:36:43 |
| 4 | 02:00,353 | 00:27,725 | 00:32,071 | 00:28,473 | 00:32,084 | 184,09 | 12:38:44 |
| 5 | 01:58,635 | 00:27,535 | 00:31,420 | 00:27,559 | 00:32,121 | 184,62 | 12:40:42 |
| 6 | 01:58,866 | 00:27,359 | 00:31,824 | 00:27,653 | 00:32,030 | 184,09 | 12:42:41 |
| 7 | 01:58,805 | 00:27,079 | 00:31,822 | 00:27,694 | 00:32,210 | 186,21 | 12:44:40 |
| 8 | 01:57,661 | 00:27,321 | 00:31,242 | 00:27,235 | 00:31,863 | 182,54 | 12:46:38 |
| 9 | PIT | 00:27,367 | 00:31,846 | 00:27,929 | 00:40,262 | 181,01 | 12:48:45 |
| 10 | 06:34,344 | 04:58,898 | 00:33,402 | 00:29,032 | 00:33,012 | | 12:55:19 |
| 11 | 02:00,301 | 00:28,129 | 00:32,130 | 00:27,762 | 00:32,280 | 181,51 | 12:57:20 |
| 12 | 01:58,586 | 00:27,450 | 00:31,690 | 00:27,601 | 00:31,845 | 182,02 | 12:59:18 |
| 13 | 01:57,203 | 00:27,088 | 00:31,272 | 00:27,227 | 00:31,616 | 182,02 | 13:01:15 |
| 14 | 01:56,843 | 00:27,102 | 00:31,461 | 00:26,763 | 00:31,517 | 181,51 | 13:03:12 |
| 15 | 01:56,664 | 00:26,926 | 00:30,887 | 00:26,811 | 00:32,040 | 187,28 | 13:05:09 |
| 16 | 01:56,795 | 00:27,182 | 00:30,727 | 00:26,922 | 00:31,964 | 188,37 | 13:07:06 |

| 14 | | ROUSSELOT, Elie | | First Academy | | | |
|-----|------------------|------------------|------------------|--------------------------------|------------------|---------------|----------|
| | | FRA | | P.Vmax: 21 T. Ideal: 02:00,547 | | | |
| Lap | Time | Sector 1 | Sector 2 | Sector 3 | Sector 4 | V.Max | Hour |
| 1 | START | 01:01,188 | 00:35,428 | 00:32,759 | 00:34,338 | | 12:32:42 |
| 2 | 02:03,131 | 00:28,458 | 00:32,635 | 00:29,075 | 00:32,963 | 181,01 | 12:34:45 |
| 3 | 17:16,599 | 15:35,352 | 00:35,540 | 00:31,183 | 00:34,524 | 182,02 | 12:52:02 |
| 4 | 02:07,645 | 00:29,157 | 00:34,215 | 00:30,451 | 00:33,822 | 177,53 | 12:54:09 |
| 5 | 02:04,328 | 00:28,409 | 00:33,366 | 00:29,075 | 00:33,478 | 177,53 | 12:56:14 |
| 6 | 02:03,978 | 00:28,468 | 00:32,803 | 00:29,104 | 00:33,603 | 177,05 | 12:58:18 |
| 7 | 02:03,028 | 00:28,111 | 00:32,699 | 00:29,035 | 00:33,183 | 177,05 | 13:00:21 |
| 8 | 02:03,382 | 00:28,019 | 00:32,580 | 00:29,518 | 00:33,265 | 178,02 | 13:02:24 |
| 9 | 02:02,060 | 00:27,796 | 00:32,343 | 00:28,782 | 00:33,139 | 178,51 | 13:04:26 |
| 10 | 02:39,256 | 00:27,711 | 00:32,340 | 00:29,318 | 01:09,887 | 179,50 | 13:07:05 |
| 11 | 02:07,104 | 00:30,087 | 00:34,938 | 00:28,659 | 00:33,420 | 177,53 | 13:09:12 |
| 12 | 02:00,613 | 00:27,777 | 00:31,783 | 00:28,215 | 00:32,838 | 179,50 | 13:11:13 |

| 17 | | COLLINS, Torin | | Team Mta | | | |
|-----|------------------|------------------|------------------|--------------------------------|------------------|---------------|----------|
| | | CAN | | P.Vmax: 15 T. Ideal: 01:55,211 | | | |
| Lap | Time | Sector 1 | Sector 2 | Sector 3 | Sector 4 | V.Max | Hour |
| 1 | START | 00:56,130 | 00:34,320 | 00:28,722 | 00:33,229 | | 12:32:31 |
| 2 | 01:59,587 | 00:28,086 | 00:31,897 | 00:27,434 | 00:32,170 | 181,51 | 12:34:30 |
| 3 | 01:58,373 | 00:27,644 | 00:31,504 | 00:27,293 | 00:31,932 | 185,67 | 12:36:29 |
| 4 | 01:57,448 | 00:27,346 | 00:30,931 | 00:27,234 | 00:31,937 | 184,62 | 12:38:26 |
| 5 | 01:56,733 | 00:26,931 | 00:31,037 | 00:27,167 | 00:31,598 | 186,21 | 12:40:23 |
| 6 | 01:56,853 | 00:27,141 | 00:30,920 | 00:27,016 | 00:31,776 | 186,21 | 12:42:20 |
| 7 | 01:55,963 | 00:26,909 | 00:30,583 | 00:26,837 | 00:31,634 | 184,62 | 12:44:16 |
| 8 | PIT | 00:27,134 | 00:31,136 | 00:27,180 | 00:39,143 | 187,28 | 12:46:20 |
| 9 | 04:38,310 | 03:08,516 | 00:31,571 | 00:26,785 | 00:31,438 | | 12:50:58 |
| 10 | 01:55,663 | 00:27,195 | 00:30,448 | 00:26,630 | 00:31,390 | 184,09 | 12:52:54 |
| 11 | 01:55,371 | 00:26,911 | 00:30,320 | 00:26,592 | 00:31,548 | 184,09 | 12:54:50 |

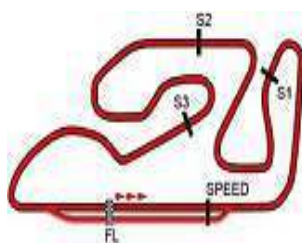
| 18 | | PIQUERAS, Angel | | Estrella Galicia 0,0 | | | |
|-----|-----------|-----------------|-----------|--------------------------------|-----------|---------------|----------|
| | | SPA | | P.Vmax: 18 T. Ideal: 01:50,754 | | | |
| Lap | Time | Sector 1 | Sector 2 | Sector 3 | Sector 4 | V.Max | Hour |
| 1 | START | 00:35,560 | 00:37,619 | 00:30,180 | 00:35,327 | | 12:32:17 |
| 2 | 02:00,074 | 00:27,600 | 00:32,532 | 00:27,390 | 00:32,552 | 184,09 | 12:34:17 |
| 3 | 01:55,766 | 00:26,548 | 00:31,142 | 00:26,583 | 00:31,493 | 186,74 | 12:36:13 |
| 4 | 01:53,936 | 00:26,191 | 00:30,527 | 00:26,053 | 00:31,165 | 186,21 | 12:38:07 |
| 5 | 01:53,072 | 00:26,107 | 00:30,075 | 00:25,921 | 00:30,969 | 185,67 | 12:40:00 |

| 20 | | VAN TRIGT, Owen | | Larresport | | | |
|-----|------------------|------------------|------------------|-------------------------------|------------------|---------------|----------|
| | | NED | | P.Vmax: 8 T. Ideal: 01:54,418 | | | |
| Lap | Time | Sector 1 | Sector 2 | Sector 3 | Sector 4 | V.Max | Hour |
| 1 | START | 00:57,158 | 00:34,502 | 00:29,371 | 00:32,878 | | 12:32:32 |
| 2 | 02:00,688 | 00:27,759 | 00:32,002 | 00:28,131 | 00:32,796 | 190,03 | 12:34:33 |
| 3 | 01:58,510 | 00:27,773 | 00:31,501 | 00:27,309 | 00:31,927 | 185,67 | 12:36:31 |
| 4 | 01:58,145 | 00:27,530 | 00:31,613 | 00:27,196 | 00:31,806 | 189,47 | 12:38:29 |
| 5 | 01:57,791 | 00:27,289 | 00:31,588 | 00:27,116 | 00:31,798 | 187,28 | 12:40:27 |
| 6 | PIT | 00:30,813 | 00:31,893 | 00:27,484 | 00:40,146 | | 12:42:38 |
| 7 | 06:58,463 | 05:26,435 | 00:32,576 | 00:27,511 | 00:31,941 | | 12:49:36 |
| 8 | 01:57,195 | 00:27,497 | 00:31,074 | 00:27,067 | 00:31,557 | 187,83 | 12:51:33 |
| 9 | 01:56,438 | 00:27,154 | 00:30,840 | 00:26,855 | 00:31,589 | 188,37 | 12:53:30 |
| 10 | 02:00,428 | 00:27,076 | 00:31,026 | 00:30,407 | 00:31,919 | 188,37 | 12:55:30 |
| 11 | 01:56,640 | 00:27,138 | 00:30,952 | 00:26,872 | 00:31,678 | 188,37 | 12:57:27 |
| 12 | 01:57,003 | 00:27,078 | 00:31,407 | 00:27,056 | 00:31,462 | 189,47 | 12:59:24 |
| 13 | 01:55,649 | 00:26,827 | 00:30,558 | 00:26,737 | 00:31,527 | 188,92 | 13:01:19 |
| 14 | 01:54,949 | 00:26,835 | 00:30,548 | 00:26,508 | 00:31,058 | 189,47 | 13:03:14 |
| 15 | 01:55,278 | 00:26,789 | 00:30,684 | 00:26,638 | 00:31,167 | 190,59 | 13:05:10 |
| 16 | 01:57,322 | 00:27,222 | 00:30,572 | 00:26,893 | 00:32,635 | 190,59 | 13:07:07 |
| 17 | 01:58,620 | 00:27,190 | 00:31,542 | 00:28,236 | 00:31,652 | 188,92 | 13:09:06 |
| 18 | 01:54,418 | 00:26,558 | 00:30,477 | 00:26,357 | 00:31,026 | 189,47 | 13:11:00 |

| 22 | | ALMANSA, David | | Finetwork Hawkers Junior | | | |
|-----|------------------|------------------|------------------|--------------------------------|------------------|---------------|----------|
| | | SPA | | P.Vmax: 12 T. Ideal: 01:53,965 | | | |
| Lap | Time | Sector 1 | Sector 2 | Sector 3 | Sector 4 | V.Max | Hour |
| 1 | START | 27:53,658 | 00:34,318 | 00:28,011 | 00:32,072 | | 12:59:26 |
| 2 | 01:56,947 | 00:27,011 | 00:31,684 | 00:26,820 | 00:31,432 | 187,83 | 13:01:23 |
| 3 | PIT | 00:27,374 | 00:31,349 | 00:27,045 | 00:38,338 | 188,92 | 13:03:27 |
| 4 | 02:38,738 | 01:06,650 | 00:32,471 | 00:27,506 | 00:32,111 | | 13:06:06 |
| 5 | 01:54,834 | 00:26,250 | 00:30,681 | 00:26,548 | 00:31,355 | 188,92 | 13:08:01 |
| 6 | 01:55,735 | 00:26,079 | 00:30,810 | 00:26,937 | 00:31,909 | 187,83 | 13:09:57 |
| 7 | 01:53,965 | 00:25,941 | 00:30,492 | 00:26,181 | 00:31,351 | 187,83 | 13:11:51 |

| 25 | | PÉREZ, Gonzalo | | Finetwork Hawkers Junior | | | |
|-----|-----------|----------------|-----------|-------------------------------|-----------|--------|----------|
| | | SPA | | P.Vmax: 8 T. Ideal: 01:54,685 | | | |
| Lap | Time | Sector 1 | Sector 2 | Sector 3 | Sector 4 | V.Max | Hour |
| 1 | PIT | 04:15,220 | 00:38,607 | 00:32,084 | 00:40,778 | | 12:36:05 |
| 2 | 07:13,350 | 05:33,122 | 00:34,980 | 00:30,934 | 00:34,314 | | 12:43:18 |
| 3 | 02:03,098 | 00:27,703 | 00:33,485 | 00:28,818 | 00:33,092 | 186,21 | 12:45:21 |
| 4 | 02:01,237 | 00:27,292 | 00:32,676 | 00:28,631 | 00:32,638 | 185,14 | 12:47:23 |
| 5 | 01:59,745 | 00:27,305 | 00:32,163 | 00:28,073 | 00:32,204 | 185,67 | 12:49:22 |
| 6 | 01:58,454 | 00:26,889 | 00:31,810 | 00:27,733 | 00:32,022 | 186,21 | 12:51:21 |
| 7 | 01:58,077 | 00:26,875 | 00:31,750 | 00:27,514 | 00:31,938 | 185,14 | 12:53:19 |
| 8 | 02:00,960 | 00:26,852 | 00:31,647 | 00:29,091 | 00:33,370 | 185,14 | 12:55:20 |
| 9 | 02:02,232 | 00:29,122 | 00:33,520 | 00:27,733 | 00:31,857 | 187,83 | 12:57:22 |
| 10 | 01:57,348 | 00:26,827 | 00:31,267 | 00:27,387 | 00:31,867 | 186,21 | 12:59:19 |





Circuit Ricardo Tormo

FIM CEV REPSOL Circuit Ricardo Tormo Nov.21

ANALYSIS / SECTORS Qualifying Practice 2 GA Hawkers ETC

| 83 | | CARPE, Alvaro | | Mt-Foundation 77 | | | |
|-----|------------------|------------------|------------------|------------------|------------------|---------------------|----------|
| SPA | | P.Vmax: 5 | | | | T. Ideal: 01:51,725 | |
| Lap | Time | Sector 1 | Sector 2 | Sector 3 | Sector 4 | V.Max | Hour |
| 1 | START | 01:24,545 | 00:37,328 | 00:29,888 | 00:33,715 | | 12:33:04 |
| 2 | 01:59,451 | 00:26,943 | 00:32,405 | 00:27,921 | 00:32,182 | 190,03 | 12:35:03 |
| 3 | 01:56,571 | 00:26,863 | 00:31,369 | 00:26,588 | 00:31,751 | 192,28 | 12:37:00 |
| 4 | 01:54,587 | 00:26,261 | 00:30,666 | 00:26,365 | 00:31,295 | 188,92 | 12:38:54 |
| 5 | 01:53,204 | 00:25,881 | 00:30,331 | 00:26,112 | 00:30,880 | 190,03 | 12:40:48 |
| 6 | 01:53,458 | 00:25,971 | 00:30,369 | 00:26,197 | 00:30,921 | 190,03 | 12:42:41 |
| 7 | 01:52,828 | 00:25,639 | 00:30,468 | 00:26,046 | 00:30,675 | 188,37 | 12:44:34 |
| 8 | 01:52,346 | 00:25,595 | 00:30,176 | 00:25,947 | 00:30,628 | 188,37 | 12:46:26 |
| 9 | 01:52,520 | 00:25,748 | 00:30,089 | 00:25,845 | 00:30,838 | 190,03 | 12:48:19 |
| 10 | 01:52,020 | 00:25,687 | 00:29,847 | 00:25,882 | 00:30,604 | 188,37 | 12:50:11 |
| 11 | PIT | 00:27,290 | 00:31,848 | 00:29,726 | 00:39,009 | 187,83 | 12:52:19 |
| 12 | 07:43,251 | 06:00,640 | 00:36,596 | 00:31,056 | 00:34,959 | | 13:00:02 |
| 13 | 02:03,237 | 00:28,147 | 00:34,255 | 00:28,775 | 00:32,060 | 187,28 | 13:02:05 |
| 14 | 01:56,064 | 00:26,494 | 00:31,480 | 00:27,063 | 00:31,027 | 187,83 | 13:04:01 |
| 15 | 01:54,999 | 00:25,983 | 00:30,723 | 00:26,264 | 00:32,029 | 190,03 | 13:05:56 |
| 16 | 01:52,995 | 00:25,845 | 00:30,376 | 00:26,193 | 00:30,581 | 190,59 | 13:07:49 |
| 17 | 01:53,676 | 00:26,848 | 00:30,226 | 00:26,164 | 00:30,438 | 189,47 | 13:09:43 |

| | | | | | | | |
|----|------------------|-----------|------------------|------------------|------------------|--------|----------|
| 13 | 01:52,689 | 00:25,755 | 00:30,116 | 00:26,101 | 00:30,717 | 189,47 | 13:05:16 |
| 14 | 01:51,357 | 00:25,574 | 00:29,748 | 00:25,578 | 00:30,457 | 189,47 | 13:07:07 |
| 15 | 01:51,364 | 00:25,559 | 00:29,653 | 00:25,575 | 00:30,577 | 192,28 | 13:08:58 |
| 16 | 01:51,533 | 00:25,626 | 00:29,774 | 00:25,630 | 00:30,503 | 187,83 | 13:10:50 |

| 94 | | LLAMBIAS, Facundo | | Team Estrella Galicia 0,0 | | | |
|-----|------------------|-------------------|------------------|---------------------------|------------------|---------------------|----------|
| URU | | P.Vmax: 19 | | | | T. Ideal: 01:53,288 | |
| Lap | Time | Sector 1 | Sector 2 | Sector 3 | Sector 4 | V.Max | Hour |
| 1 | START | 00:36,400 | 00:36,966 | 00:30,556 | 00:35,801 | | 12:32:18 |
| 2 | 01:59,794 | 00:28,032 | 00:32,279 | 00:27,634 | 00:31,849 | 180,50 | 12:34:18 |
| 3 | 01:56,776 | 00:27,232 | 00:31,176 | 00:26,957 | 00:31,411 | 183,05 | 12:36:15 |
| 4 | 01:55,555 | 00:26,856 | 00:30,821 | 00:26,572 | 00:31,306 | 182,02 | 12:38:10 |
| 5 | 01:55,364 | 00:26,719 | 00:30,710 | 00:26,461 | 00:31,474 | 182,54 | 12:40:05 |
| 6 | 01:54,099 | 00:26,456 | 00:30,379 | 00:26,239 | 00:31,025 | 181,51 | 12:42:00 |
| 7 | PIT | 00:26,361 | 00:30,641 | 00:27,454 | 00:40,057 | 181,01 | 12:44:04 |
| 8 | 10:37,378 | 09:05,427 | 00:33,337 | 00:27,031 | 00:31,583 | | 12:54:41 |
| 9 | 01:54,147 | 00:26,577 | 00:30,430 | 00:25,972 | 00:31,168 | 183,05 | 12:56:36 |
| 10 | 01:55,676 | 00:26,504 | 00:30,440 | 00:27,362 | 00:31,370 | 181,51 | 12:58:31 |
| 11 | 01:53,365 | 00:26,349 | 00:30,001 | 00:25,913 | 00:31,102 | 183,05 | 13:00:25 |
| 12 | 01:57,166 | 00:26,723 | 00:31,437 | 00:27,413 | 00:31,593 | 185,67 | 13:02:22 |

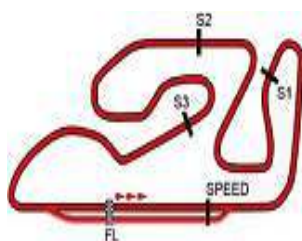
| 84 | | GOURDON, Théo | | Leopard Impala Junio | | | |
|-----|------------------|------------------|------------------|----------------------|------------------|---------------------|----------|
| FRA | | P.Vmax: 4 | | | | T. Ideal: 01:54,174 | |
| Lap | Time | Sector 1 | Sector 2 | Sector 3 | Sector 4 | V.Max | Hour |
| 1 | START | 00:59,965 | 00:32,720 | 00:27,971 | 00:32,040 | | 12:32:31 |
| 2 | 01:59,481 | 00:28,006 | 00:31,798 | 00:27,892 | 00:31,785 | 185,14 | 12:34:30 |
| 3 | 01:58,343 | 00:27,651 | 00:31,428 | 00:27,584 | 00:31,680 | 192,86 | 12:36:29 |
| 4 | 01:56,480 | 00:26,844 | 00:31,036 | 00:26,924 | 00:31,676 | 190,03 | 12:38:25 |
| 5 | 01:55,284 | 00:26,655 | 00:30,618 | 00:26,611 | 00:31,400 | 185,67 | 12:40:21 |
| 6 | 01:56,572 | 00:26,390 | 00:30,897 | 00:27,621 | 00:31,664 | 186,21 | 12:42:17 |
| 7 | 01:55,566 | 00:26,811 | 00:30,711 | 00:26,626 | 00:31,418 | 190,03 | 12:44:13 |
| 8 | PIT | 00:27,267 | 00:31,407 | 00:27,308 | 00:40,324 | 184,62 | 12:46:19 |
| 9 | 06:20,337 | 04:49,009 | 00:31,773 | 00:27,460 | 00:32,095 | | 12:52:39 |
| 10 | 01:56,194 | 00:26,827 | 00:30,976 | 00:26,832 | 00:31,559 | 185,14 | 12:54:35 |
| 11 | 01:55,270 | 00:26,607 | 00:30,565 | 00:26,517 | 00:31,581 | 184,62 | 12:56:31 |
| 12 | 01:57,421 | 00:27,039 | 00:31,122 | 00:27,365 | 00:31,895 | 190,03 | 12:58:28 |
| 13 | 01:56,274 | 00:26,631 | 00:30,692 | 00:27,195 | 00:31,756 | 186,21 | 13:00:24 |
| 14 | 01:55,872 | 00:26,308 | 00:30,718 | 00:26,996 | 00:31,850 | 190,03 | 13:02:20 |
| 15 | 01:55,030 | 00:26,419 | 00:30,348 | 00:26,985 | 00:31,278 | 185,67 | 13:04:15 |
| 16 | 01:54,511 | 00:26,368 | 00:30,332 | 00:26,684 | 00:31,127 | 185,14 | 13:06:10 |
| 17 | 01:54,485 | 00:26,532 | 00:30,419 | 00:26,496 | 00:31,038 | 188,37 | 13:08:04 |
| 18 | NULL | 00:26,570 | 00:32,452 | 00:26,843 | 00:31,227 | 187,28 | 13:10:01 |

| 85 | | ZURUTUZA, Xabi | | Cuna De Campeones | | | |
|-----|-----------|------------------|-----------|-------------------|-----------|---------------------|----------|
| SPA | | P.Vmax: 1 | | | | T. Ideal: 01:51,190 | |
| Lap | Time | Sector 1 | Sector 2 | Sector 3 | Sector 4 | V.Max | Hour |
| 1 | START | 03:26,433 | 00:32,673 | 00:27,210 | 00:32,013 | | 12:34:57 |
| 2 | 01:55,003 | 00:26,260 | 00:31,090 | 00:26,505 | 00:31,148 | 190,59 | 12:36:52 |
| 3 | 01:53,373 | 00:26,063 | 00:30,316 | 00:26,134 | 00:30,860 | 190,59 | 12:38:45 |
| 4 | 01:52,617 | 00:25,843 | 00:30,105 | 00:25,892 | 00:30,777 | 192,28 | 12:40:38 |
| 5 | 01:57,234 | 00:26,406 | 00:30,252 | 00:27,067 | 00:33,509 | 191,72 | 12:42:35 |
| 6 | 01:52,332 | 00:25,735 | 00:30,044 | 00:25,835 | 00:30,718 | 191,15 | 12:44:27 |
| 7 | 01:52,418 | 00:25,714 | 00:29,939 | 00:25,953 | 00:30,812 | 191,72 | 12:46:20 |
| 8 | 01:59,946 | 00:28,414 | 00:30,977 | 00:29,675 | 00:30,880 | 191,72 | 12:48:19 |
| 9 | 01:51,508 | 00:25,505 | 00:29,777 | 00:25,662 | 00:30,564 | 194,59 | 12:50:11 |
| 10 | PIT | 00:27,059 | 00:30,771 | 00:29,350 | 00:39,754 | 193,43 | 12:52:18 |
| 11 | NULL | 07:42,892 | 00:30,810 | 00:26,023 | 00:31,053 | | 13:01:29 |
| 12 | 01:54,215 | 00:25,836 | 00:31,370 | 00:26,077 | 00:30,932 | 190,03 | 13:03:23 |



HEADQUARTERS - Principe de Vergara, 183 - 28002 Madrid - Tel: +34 91 782 02 20

www.fimcevrepsol.com



Circuit Ricardo Tormo

FIM CEV REPSOL Circuit Ricardo Tormo Nov.21

VELOCIDAD EN SECTORES Qualifying Practice 2 GA Hawkercs ETC

| 84 - GOURDON, Théo | | P.Vmax: 4 | | | | T. Ideal: 01:54,174 | | |
|--------------------|------------------|---------------|---------------|---------------|---------------|---------------------|---------------|----------|
| Lap | Time | Vel. S1 | Vel. S2 | Vel. S3 | Vel. S4 | Avg spd | V.Max | Hour |
| 1 | START | 63,64 | 105,07 | 108,76 | 128,65 | 94,42 | | 12:32:31 |
| 2 | 01:59,481 | 136,26 | 108,12 | 109,06 | 129,68 | 120,67 | 185,14 | 12:34:30 |
| 3 | 01:58,343 | 138,01 | 109,39 | 110,28 | 130,11 | 121,83 | 192,86 | 12:36:29 |
| 4 | 01:56,480 | 142,15 | 110,77 | 112,98 | 130,13 | 123,78 | 190,03 | 12:38:25 |
| 5 | 01:55,284 | 143,16 | 112,29 | 114,31 | 131,27 | 125,07 | 185,67 | 12:40:21 |
| 6 | 01:56,572 | 144,60 | 111,27 | 110,13 | 130,18 | 123,68 | 186,21 | 12:42:17 |
| 7 | 01:55,566 | 142,33 | 111,95 | 114,25 | 131,20 | 124,76 | 190,03 | 12:44:13 |
| 8 | PIT | 139,95 | 109,47 | 111,40 | 102,22 | 114,15 | 184,62 | 12:46:19 |
| 9 | 06:20,337 | 13,20 | 108,21 | 110,78 | 128,43 | 37,91 | | 12:52:39 |
| 10 | 01:56,194 | 142,24 | 110,99 | 113,37 | 130,61 | 124,09 | 185,14 | 12:54:35 |
| 11 | 01:55,270 | 143,42 | 112,48 | 114,72 | 130,52 | 125,08 | 184,62 | 12:56:31 |
| 12 | 01:57,421 | 141,13 | 110,47 | 111,16 | 129,24 | 122,79 | 190,03 | 12:58:28 |
| 13 | 01:56,274 | 143,29 | 112,02 | 111,86 | 129,80 | 124,00 | 186,21 | 13:00:24 |
| 14 | 01:55,872 | 145,05 | 111,92 | 112,68 | 129,42 | 124,43 | 190,03 | 13:02:20 |
| 15 | 01:55,030 | 144,44 | 113,29 | 112,73 | 131,79 | 125,34 | 185,67 | 13:04:15 |
| 16 | 01:54,511 | 144,72 | 113,35 | 114,00 | 132,43 | 125,91 | 185,14 | 13:06:10 |
| 17 | 01:54,485 | 143,83 | 113,02 | 114,81 | 132,80 | 125,94 | 188,37 | 13:08:04 |
| 18 | NULL | 143,62 | 105,94 | 113,33 | 132,00 | 123,13 | 187,28 | 13:10:01 |

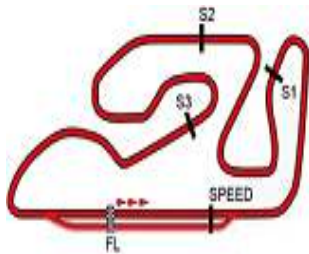
| 85 - ZURUTUZA, Xabi | | P.Vmax: 1 | | | | T. Ideal: 01:51,190 | | |
|---------------------|------------------|---------------|---------------|---------------|---------------|---------------------|---------------|----------|
| Lap | Time | Vel. S1 | Vel. S2 | Vel. S3 | Vel. S4 | Avg spd | V.Max | Hour |
| 1 | START | 18,49 | 105,22 | 111,80 | 128,76 | 48,33 | | 12:34:57 |
| 2 | 01:55,003 | 145,32 | 110,58 | 114,77 | 132,34 | 125,37 | 190,59 | 12:36:52 |
| 3 | 01:53,373 | 146,41 | 113,41 | 116,40 | 133,57 | 127,17 | 190,59 | 12:38:45 |
| 4 | 01:52,617 | 147,66 | 114,20 | 117,49 | 133,93 | 128,03 | 192,28 | 12:40:38 |
| 5 | 01:57,234 | 144,51 | 113,65 | 112,39 | 123,01 | 122,98 | 191,72 | 12:42:35 |
| 6 | 01:52,332 | 148,28 | 114,43 | 117,75 | 134,19 | 128,35 | 191,15 | 12:44:27 |
| 7 | 01:52,418 | 148,40 | 114,83 | 117,21 | 133,78 | 128,25 | 191,72 | 12:46:20 |
| 8 | 01:59,946 | 134,30 | 110,99 | 102,51 | 133,48 | 120,20 | 191,72 | 12:48:19 |
| 9 | 01:51,508 | 149,62 | 115,46 | 118,54 | 134,86 | 129,30 | 194,59 | 12:50:11 |
| 10 | PIT | 141,03 | 111,73 | 103,65 | 103,69 | 113,59 | 193,43 | 12:52:18 |
| 11 | NULL | 8,24 | 111,59 | 116,90 | 132,74 | 26,18 | | 13:01:29 |
| 12 | 01:54,215 | 147,70 | 109,60 | 116,65 | 133,26 | 126,24 | 190,03 | 13:03:23 |
| 13 | 01:52,689 | 148,17 | 114,16 | 116,55 | 134,19 | 127,95 | 189,47 | 13:05:16 |
| 14 | 01:51,357 | 149,21 | 115,57 | 118,93 | 135,34 | 129,48 | 189,47 | 13:07:07 |
| 15 | 01:51,364 | 149,30 | 115,94 | 118,94 | 134,81 | 129,47 | 192,28 | 13:08:58 |
| 16 | 01:51,533 | 148,91 | 115,47 | 118,69 | 135,13 | 129,27 | 187,83 | 13:10:50 |

| 94 - LLAMBIAS, Facundo | | P.Vmax: 19 | | | | T. Ideal: 01:53,288 | | |
|------------------------|------------------|---------------|---------------|---------------|---------------|---------------------|---------------|----------|
| Lap | Time | Vel. S1 | Vel. S2 | Vel. S3 | Vel. S4 | Avg spd | V.Max | Hour |
| 1 | START | 104,84 | 93,00 | 99,55 | 115,14 | 103,19 | | 12:32:18 |
| 2 | 01:59,794 | 136,13 | 106,51 | 110,08 | 129,42 | 120,36 | 180,50 | 12:34:18 |
| 3 | 01:56,776 | 140,13 | 110,28 | 112,85 | 131,23 | 123,47 | 183,05 | 12:36:15 |
| 4 | 01:55,555 | 142,09 | 111,55 | 114,48 | 131,67 | 124,77 | 182,02 | 12:38:10 |
| 5 | 01:55,364 | 142,82 | 111,95 | 114,96 | 130,97 | 124,98 | 182,54 | 12:40:05 |
| 6 | 01:54,099 | 144,24 | 113,17 | 115,93 | 132,86 | 126,36 | 181,51 | 12:42:00 |
| 7 | PIT | 144,76 | 112,20 | 110,80 | 102,90 | 115,80 | 181,01 | 12:44:04 |
| 8 | 10:37,378 | 7,00 | 103,13 | 112,54 | 130,51 | 22,62 | | 12:54:41 |
| 9 | 01:54,147 | 143,58 | 112,98 | 117,13 | 132,25 | 126,31 | 183,05 | 12:56:36 |
| 10 | 01:55,676 | 143,98 | 112,94 | 111,18 | 131,40 | 124,64 | 181,51 | 12:58:31 |
| 11 | 01:53,365 | 144,83 | 114,60 | 117,39 | 132,53 | 127,18 | 183,05 | 13:00:25 |
| 12 | 01:57,166 | 142,80 | 109,36 | 110,97 | 130,47 | 123,06 | 185,67 | 13:02:22 |



HEADQUARTERS - Príncipe de Vergara, 183 - 28002 Madrid - Tel: +34 91 782 02 20

www.fimcevrepsol.com



Circuit Ricardo Tormo

FIM CEV REPSOL Circuit Ricardo Tormo Nov.21

Velocidades máximas Qualifying Practice 2 GA Hawkercs ETC

| Nombre | Equipo/Club | Vehículo | Mejores 5 velocidades máximas | | | | | Media | Max. |
|-------------------------|---------------------------|----------|-------------------------------|-------|-------|-------|-------|-------|-------|
| 85 ZURUTUZA, Xabi | Cuna De Campeones | HONDA | 194,6 | 193,4 | 192,3 | 192,3 | 191,7 | 192,9 | 194,6 |
| 57 GARNES, Johnny | Krp | HONDA | 193,4 | 192,3 | 192,3 | 191,7 | 191,2 | 192,2 | 193,4 |
| 28 MARTÍNEZ, Máximo | Team Honda Laglisse | HONDA | 193,4 | 192,9 | 192,9 | 191,2 | 191,2 | 192,3 | 193,4 |
| 84 GOURDON, Théo | Leopard Impala Junio | HONDA | 192,9 | 190,0 | 190,0 | 190,0 | 190,0 | 190,6 | 192,9 |
| 83 CARPE, Alvaro | Mt-Foundation 77 | HONDA | 192,3 | 190,6 | 190,0 | 190,0 | 190,0 | 190,6 | 192,3 |
| 71 AL-SAHOUTI, Hamad K. | Leopard Impala Junior Tea | HONDA | 192,3 | 191,2 | 191,2 | 191,2 | 191,2 | 191,4 | 192,3 |
| 47 BOGGIO, Edoardo M. | Aspar Team | HONDA | 192,3 | 188,9 | 188,9 | 188,9 | 188,4 | 189,5 | 192,3 |
| 20 VAN TRIGT, Owen | Larresport | HONDA | 190,6 | 190,6 | 190,0 | 189,5 | 189,5 | 190,0 | 190,6 |
| 81 PARRILLA, César | Fau55 Tey Racing | HONDA | 190,6 | 189,5 | 188,4 | 186,2 | 186,2 | 188,2 | 190,6 |
| 25 PÉREZ, Gonzalo | Finetwork Hawkercs Junior | HONDA | 190,6 | 189,5 | 189,5 | 187,8 | 186,7 | 188,8 | 190,6 |
| 80 GARCIA, Marco | Ajevo Racing Team | HONDA | 189,5 | 189,5 | 189,5 | 189,5 | 188,9 | 189,4 | 189,5 |
| 22 ALMANSA, David | Finetwork Hawkercs Junior | HONDA | 188,9 | 188,9 | 187,8 | 187,8 | 187,8 | 188,3 | 188,9 |
| 58 PASIUK, Mateusz | H43 Team Nobby | HONDA | 188,4 | 186,7 | 186,2 | 184,1 | 184,1 | 185,9 | 188,4 |
| 6 BARTUCCA, Jordan | Liqui Moly Intact Sic Rac | HONDA | 188,4 | 187,3 | 186,2 | 184,6 | 184,6 | 186,2 | 188,4 |
| 62 TRIAS, Blai | Artbox | HONDA | 187,3 | 187,3 | 185,7 | 185,7 | 185,1 | 186,2 | 187,3 |
| 37 TINKER, Corey | Sic58 Squadra Corse | HONDA | 187,3 | 187,3 | 186,2 | 186,2 | 185,7 | 186,5 | 187,3 |
| 17 COLLINS, Torin | Team Mta | HONDA | 187,3 | 186,2 | 186,2 | 185,7 | 184,6 | 186,0 | 187,3 |
| 18 PIQUERAS, Angel | Estrella Galicia 0,0 | HONDA | 186,7 | 186,7 | 186,2 | 185,7 | 185,7 | 186,2 | 186,7 |
| 94 LLAMBIAS, Facundo | Team Estrella Galicia 0,0 | HONDA | 185,7 | 183,1 | 183,1 | 183,1 | 182,5 | 183,5 | 185,7 |
| 34 TIEZZI, Cesare | Ac Racing Team | HONDA | 182,5 | 182,0 | 182,0 | 182,0 | 180,5 | 181,8 | 182,5 |
| 14 ROUSSELOT, Elie | First Academy | HONDA | 182,0 | 181,0 | 179,5 | 179,5 | 178,5 | 180,1 | 182,0 |
| 29 DUIN, Maik | Ernst Dubbinkevenoracing | HONDA | 180,0 | 179,0 | 178,5 | 178,5 | 178,5 | 178,9 | 180,0 |



HEADQUARTERS - Príncipe de Vergara, 183 - 28002 Madrid - Tel: +34 91 782 02 20

www.fimcevrepso.com