

## FIM CEV REPSOL Circuit Ricardo Tormo Nov.21

19-20-21 NOVEMBER 2021

### Circuit Ricardo Tormo

Length: 4005 metros

### Results Qualifying Practice 2 GB Hawkerc ETC

Pos.	N.	Rider	Team	Motorcycle	Nat.	Best Lap	iL	Laps	Gap	Interval	Speed	Tyr.	Cat.
1	27	SALMELA, Rico	Estrella Galicia 0,0	HONDA	FIN	<b>01:51,366</b>	8	9			129,47		ETC
2	51	URIARTE, Brian	Team Estrella Galicia 0,0	HONDA	SPA	01:52,120	13	13	00:00,754	00:00,754	128,59		ETC
3	10	CRUCES, Adrián	Cuna De Campeones	HONDA	SPA	01:52,496	6	13	00:01,130	00:00,376	128,16		ETC
4	12	ROULSTONE, Jacob	Leopard Impala Junio	HONDA	AUS	01:53,094	16	19	00:01,728	00:00,598	127,49		ETC
5	78	ESTEBAN, Joel	Igax Team	HONDA	SPA	01:53,955	17	19	00:02,589	00:00,861	126,52		ETC
6	19	SOLÁ, Pol	Aspar Team	HONDA	SPA	01:54,218	16	17	00:02,852	00:00,263	126,23		ETC
7	26	ALSINA, Pau	Artbox	HONDA	SPA	01:54,451	9	10	00:03,085	00:00,233	125,98		ETC
8	35	RUISBROEK, Matthew	Bracket	HONDA	NED	01:54,580	14	14	00:03,214	00:00,129	125,83		ETC
9	93	PINI, Guido	Ac Racing Team	HONDA	ITA	01:54,603	11	11	00:03,237	00:00,023	125,81		ETC
10	43	BRINTON, A. David	Igax Team	HONDA	GBR	01:54,825	9	18	00:03,459	00:00,222	125,56		ETC
11	87	GOURDON, Alex	Leopard Impala Junio	HONDA	FRA	01:55,042	12	12	00:03,676	00:00,217	125,33		ETC
12	88	GIABBANI, Clément	Equipe De France Ffm	HONDA	FRA	01:55,076	18	18	00:03,710	00:00,034	125,29		ETC
13	52	WOJCIECHOWSKI, J.	Motormania Kidzgp Team	HONDA	POL	01:55,152	18	18	00:03,786	00:00,076	125,21		ETC
14	2	FOURTHIOTIS, S. Marios	Fifty Motorsport	HONDA	GRE	01:55,325	18	19	00:03,959	00:00,173	125,02		ETC
15	70	DANIEL JR, Kristian	Agr Team	HONDA	USA	01:55,654	14	14	00:04,288	00:00,329	124,66		ETC
16	91	UCHIUMI, Kotaro	Fau55 Tey Racing	HONDA	JPN	01:55,994	10	12	00:04,628	00:00,340	124,3		ETC
17	69	DI PERSIO, Alessandro	Sf Racing	HONDA	ITA	01:56,217	16	17	00:04,851	00:00,223	124,06		ETC
18	74	BROWN, Carter	Krp	HONDA	GBR	01:56,521	9	9	00:05,155	00:00,304	123,74		ETC
19	99	SANJUAN, Remy	Mediasystem	HONDA	FRA	01:57,315	17	18	00:05,949	00:00,794	122,9		ETC
20	73	RIBEIRO, Gonçalo	Lousaestradas	HONDA	POR	01:58,590	17	17	00:07,224	00:01,275	121,58		ETC

### WET SESSION

Circuit Ricardo Tormo

Final Official

Provisional Official

Length: 4005 m. Hour: 13:20

JURY:

C.of the Course:

C.Timekeeper:

Hour:

Hour:

20/11/2021

Hour: 14:25:40



HEADQUARTERS – Principe de Vergara, 183 – 28002 Madrid – Tel: +34 91 782 02 20

www.fimcevrepsol.com

Master Timing, Sport Timing Systems, cronometrajes.es - mastertiming.es by Eventronic www.eventronic.es 19FJAP63



## FIM CEV REPSOL Circuit Ricardo Tormo Nov.21

19-20-21 NOVEMBER 2021

### Circuit Ricardo Tormo

Length: 4005 metros

### Combined

### Hawkers ETC G B

Pos.	N.	Rider	Team	Motorcycle	Nat.	Time	Gap	Qualif. 1	iL	nL	Qualif. 2	iL	nL	TL	Tyr.	Cat.
1	27	SALMELA, Rico	Estrella Galicia 0,0	HONDA	FIN	<b>01:51,366</b>		01:54,689	16	16	<b>01:51,366</b>	8	9	25		ETC
2	51	URIARTE, Brian	Team Estrella Galicia 0,0	HONDA	SPA	01:52,120	00:00,754	01:54,453	18	18	<b>01:52,120</b>	13	13	31		ETC
3	10	CRUCES, Adrián	Cuna De Campeones	HONDA	SPA	01:52,496	00:01,130	01:53,636	18	20	<b>01:52,496</b>	6	13	33		ETC
4	12	ROULSTONE, Jacob	Leopard Impala Junio	HONDA	AUS	01:53,094	00:01,728	01:57,033	14	14	<b>01:53,094</b>	16	19	33		ETC
5	78	ESTEBAN, Joel	Igax Team	HONDA	SPA	01:53,955	00:02,589	01:56,460	13	13	<b>01:53,955</b>	17	19	32		ETC
6	19	SOLÁ, Pol	Aspar Team	HONDA	SPA	01:54,218	00:02,852	01:55,949	14	17	<b>01:54,218</b>	16	17	34		ETC
7	26	ALSINA, Pau	Artbox	HONDA	SPA	01:54,451	00:03,085	01:56,006	13	13	<b>01:54,451</b>	9	10	23		ETC
8	35	RUISBROEK, Matthew	Bracket	HONDA	NED	01:54,580	00:03,214	01:56,792	15	16	<b>01:54,580</b>	14	14	30		ETC
9	93	PINI, Guido	Ac Racing Team	HONDA	ITA	01:54,603	00:03,237	01:56,131	12	14	<b>01:54,603</b>	11	11	25		ETC
10	43	BRINTON, A. David	Igax Team	HONDA	GBR	01:54,825	00:03,459	01:58,490	9	10	<b>01:54,825</b>	9	18	28		ETC
11	87	GOURDON, Alex	Leopard Impala Junio	HONDA	FRA	01:55,042	00:03,676	01:57,556	18	18	<b>01:55,042</b>	12	12	30		ETC
12	88	GIABBANI, Clément	Equipe De France Ffm	HONDA	FRA	01:55,076	00:03,710	01:58,856	17	18	<b>01:55,076</b>	18	18	36		ETC
13	52	WOJCIECHOWSKI, J.	Motormanía Kidzgp Team	HONDA	POL	01:55,152	00:03,786	01:59,888	16	17	<b>01:55,152</b>	18	18	35		ETC
14	2	FOURTHIOTIS, S. Marios	Fifty Motorsport	HONDA	GRE	01:55,325	00:03,959	02:02,861	11	14	<b>01:55,325</b>	18	19	33		ETC
15	70	DANIEL JR, Kristian	Agr Team	HONDA	USA	01:55,654	00:04,288	02:00,774	13	13	<b>01:55,654</b>	14	14	27		ETC
16	91	UCHIUMI, Kotaro	Fau55 Tey Racing	HONDA	JPN	01:55,994	00:04,628	01:57,789	17	17	<b>01:55,994</b>	10	12	29		ETC
17	69	DI PERSIO, Alessandro	Sf Racing	HONDA	ITA	01:56,217	00:04,851	01:59,777	11	15	<b>01:56,217</b>	16	17	32		ETC
18	74	BROWN, Carter	Krp	HONDA	GBR	01:56,521	00:05,155	01:57,339	17	19	<b>01:56,521</b>	9	9	28		ETC
19	99	SANJUAN, Remy	Mediasystem	HONDA	FRA	01:57,315	00:05,949	02:00,048	17	17	<b>01:57,315</b>	17	18	35		ETC
20	24	PLANQUES, Guillem	Larresport	HONDA	FRA	01:57,682	00:06,316	<b>01:57,682</b>	13	15				15		ETC
21	73	RIBEIRO, Gonçalo	Lousastradas	HONDA	POR	01:58,590	00:07,224	02:02,698	15	16	<b>01:58,590</b>	17	17	33		ETC

Circuit Ricardo Tormo

Final Official

Provisional Official

Length: 4005

Hour: 13:10:00

JURY:

Hour:

C.of the Course:

Hour:

20/11/2021

C.Timekeeper:

Hour: 14:27:18



HEADQUARTERS - Príncipe de Vergara, 183 - 28002 Madrid - Tel: +34 91 782 02 20

www.fimcevrepsol.com

Master Timing, Sport Timing Systems, cronometrajes.es - mastertiming.es by Eventronic www.eventronic.es 19FJAP63



## FIM CEV REPSOL Circuit Ricardo Tormo Nov.21

19-20-21 NOVEMBER 2021

Circuit Ricardo Tormo  
Length: 4005 metros

Combined

Hawkers ETC GA - GB

Pos.	N.	Rider	Team	Motorcycle	Nat.	Time	Gap	Qualif. 1	iL	nL	Qualif. 2	iL	nL	TL	Tyr.	Cat.
1	18	(A)PIQUERAS, Angel	Estrella Galicia 0,0	HONDA	SPA	<b>01:50,865</b>		01:54,289	14	14	<b>01:50,865</b>	17	17	31		ETC
2	27	(B)SALMELA, Rico	Estrella Galicia 0,0	HONDA	FIN	01:51,366		01:54,689	16	16	<b>01:51,366</b>	8	9	25		ETC
3	85	(A)ZURUTUZA, Xabi	Cuna De Campeones	HONDA	SPA	01:51,357	00:00,492	01:55,275	15	15	<b>01:51,357</b>	14	16	31		ETC
4	51	(B)JURIARTE, Brian	Team Estrella Galicia 0,0	HONDA	SPA	01:52,120	00:00,754	01:54,453	18	18	<b>01:52,120</b>	13	13	31		ETC
5	28	(A)MARTÍNEZ, Máximo	Team Honda Laglisse	HONDA	SPA	01:51,650	00:00,785	01:54,882	14	14	<b>01:51,650</b>	14	18	32		ETC
6	10	(B)CRUCES, Adrián	Cuna De Campeones	HONDA	SPA	01:52,496	00:01,130	01:53,636	18	20	<b>01:52,496</b>	6	13	33		ETC
7	83	(A)CARPE, Alvaro	Mt-Foundation 77	HONDA	SPA	01:52,020	00:01,155	01:54,463	13	14	<b>01:52,020</b>	10	17	31		ETC
8	12	(B)ROULSTONE, Jacob	Leopard Impala Junio	HONDA	AUS	01:53,094	00:01,728	01:57,033	14	14	<b>01:53,094</b>	16	19	33		ETC
9	62	(A)TRIAS, Blai	Artbox	HONDA	SPA	01:52,467	00:01,602	01:57,106	14	17	<b>01:52,467</b>	17	19	36		ETC
10	78	(B)ESTEBAN, Joel	Igax Team	HONDA	SPA	01:53,955	00:02,589	01:56,460	13	13	<b>01:53,955</b>	17	19	32		ETC
11	47	(A)BOGGIO, Edoardo M.	Aspar Team	HONDA	ITA	01:52,771	00:01,906	01:55,556	14	15	<b>01:52,771</b>	10	10	25		ETC
12	19	(B)SOLÁ, Pol	Aspar Team	HONDA	SPA	01:54,218	00:02,852	01:55,949	14	17	<b>01:54,218</b>	16	17	34		ETC
13	81	(A)PARRILLA, César	Fau55 Tey Racing	HONDA	SPA	01:53,054	00:02,189	01:59,945	16	17	<b>01:53,054</b>	15	19	36		ETC
14	26	(B)ALSINA, Pau	Artbox	HONDA	SPA	01:54,451	00:03,085	01:56,006	13	13	<b>01:54,451</b>	9	10	23		ETC
15	94	(A)LLAMBIAS, Facundo	Team Estrella Galicia 0,0	HONDA	URU	01:53,365	00:02,500	01:56,451	17	17	<b>01:53,365</b>	11	12	29		ETC
16	35	(B)RUISBROEK, Matthew	Bracket	HONDA	NED	01:54,580	00:03,214	01:56,792	15	16	<b>01:54,580</b>	14	14	30		ETC
17	57	(A)GARNESS, Johnny	Krp	HONDA	GBR	01:53,437	00:02,572	01:59,023	18	18	<b>01:53,437</b>	19	19	37		ETC
18	93	(B)PINI, Guido	Ac Racing Team	HONDA	ITA	01:54,603	00:03,237	01:56,131	12	14	<b>01:54,603</b>	11	11	25		ETC
19	29	(A)DUIN, Maik	Ernst Dubbinkevenoracing	HONDA	NED	01:53,851	00:02,986	01:59,079	15	19	<b>01:53,851</b>	17	17	36		ETC
20	43	(B)BRINTON, A. David	Igax Team	HONDA	GBR	01:54,825	00:03,459	01:58,490	9	10	<b>01:54,825</b>	9	18	28		ETC
21	22	(A)ALMANSÁ, David	Finetwork Hawkerc Junior	HONDA	SPA	01:53,965	00:03,100	01:58,381	14	14	<b>01:53,965</b>	7	7	21		ETC
22	87	(B)GOURDON, Alex	Leopard Impala Junio	HONDA	FRA	01:55,042	00:03,676	01:57,556	18	18	<b>01:55,042</b>	12	12	30		ETC
23	34	(A)TIEZZI, Cesare	Ac Racing Team	HONDA	ITA	01:54,052	00:03,187	01:56,859	16	16	<b>01:54,052</b>	17	17	33		ETC
24	88	(B)GIABBANI, Clément	Equipe De France Ffm	HONDA	FRA	01:55,076	00:03,710	01:58,856	17	18	<b>01:55,076</b>	18	18	36		ETC
25	80	(A)GARCIA, Marco	Ajevo Racing Team	HONDA	SPA	01:54,251	00:03,386	01:58,978	15	16	<b>01:54,251</b>	19	19	35		ETC
26	52	(B)WOJCIECHOWSKI, J.	Motomania Kidzgp Team	HONDA	POL	01:55,152	00:03,786	01:59,888	16	17	<b>01:55,152</b>	18	18	35		ETC
27	71	(A)AL-SAHOUTI, Hamad	Leopard Impala Junior Tea	HONDA	QAT	01:54,403	00:03,538	01:58,362	13	15	<b>01:54,403</b>	14	15	30		ETC
28	2	(B)FOURTHIOTIS, S. Mar	Fifty Motorsport	HONDA	GRE	01:55,325	00:03,959	02:02,861	11	14	<b>01:55,325</b>	18	19	33		ETC
29	20	(A)VAN TRIGT, Owen	Larresport	HONDA	NED	01:54,418	00:03,553	02:04,403	10	10	<b>01:54,418</b>	18	18	28		ETC
30	70	(B)DANIEL JR, Kristian	Agr Team	HONDA	USA	01:55,654	00:04,288	02:00,774	13	13	<b>01:55,654</b>	14	14	27		ETC
31	84	(A)GOURDON, Théo	Leopard Impala Junio	HONDA	FRA	01:54,485	00:03,620	01:58,481	15	17	<b>01:54,485</b>	17	18	35		ETC
32	91	(B)UCHIUMI, Kotaro	Fau55 Tey Racing	HONDA	JPN	01:55,994	00:04,628	01:57,789	17	17	<b>01:55,994</b>	10	12	29		ETC
33	25	(A)PÉREZ, Gonzalo	Finetwork Hawkerc Junior	HONDA	SPA	01:54,859	00:03,994	01:57,955	15	15	<b>01:54,859</b>	16	16	31		ETC
34	69	(B)DI PERSIO, Alessand	Sf Racing	HONDA	ITA	01:56,217	00:04,851	01:59,777	11	15	<b>01:56,217</b>	16	17	32		ETC
35	58	(A)PASIUK, Mateusz	H43 Team Nobby	HONDA	POL	01:54,929	00:04,064	01:57,011	18	18	<b>01:54,929</b>	8	12	30		ETC
36	74	(B)BROWN, Carter	Krp	HONDA	GBR	01:56,521	00:05,155	01:57,339	17	19	<b>01:56,521</b>	9	9	28		ETC
37	37	(A)TINKER, Corey	Sic58 Squadra Corse	HONDA	GBR	01:54,974	00:04,109	01:59,965	15	16	<b>01:54,974</b>	17	18	34		ETC
38	99	(B)SANJUAN, Remy	Mediasystem	HONDA	FRA	01:57,315	00:05,949	02:00,048	17	17	<b>01:57,315</b>	17	18	35		ETC
39	17	(A)COLLINS, Torin	Team Mta	HONDA	CAN	01:55,371	00:04,506	01:57,013	16	17	<b>01:55,371</b>	11	11	28		ETC
40	24	(B)PLANQUES, Guillem	Larresport	HONDA	FRA	01:57,682	00:06,316	<b>01:57,682</b>	13	15				15		ETC
41	6	(A)BARTUCCA, Jordan	Liqui Moly Intact Sic Rac	HONDA	ITA	01:56,664	00:05,799	*02:08,685	2	4	<b>01:56,664</b>	15	16	20		ETC
42	73	(B)RIBEIRO, Gonçalo	Lousastradas	HONDA	POR	01:58,590	00:07,224	02:02,698	15	16	<b>01:58,590</b>	17	17	33		ETC
43	14	(A)ROUSSELOT, Elie	First Academy	HONDA	FRA	02:00,613	00:09,748	02:01,915	17	17	<b>02:00,613</b>	12	12	29		ETC

Circuit Ricardo Tormo

Final Official

Provisional Official

Length: 4005

Hour: 13:10:00

**JURY:**

Hour:

**C.of the Course:**

Hour: 20/11/2021

**C.Timekeeper:**

Hour: 14:44:39



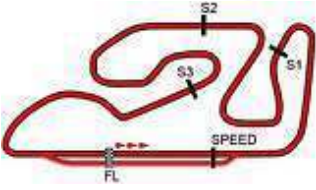
HEADQUARTERS - Príncipe de Vergara, 183 - 28002 Madrid - Tel: +34 91 782 02 20

www.fimcevrepsol.com

20 - 21 November

CIRCUIT RICARDO TORMO

FIM CEV REPSOL 2021



### FIM CEV REPSOL Circuit Ricardo Tormo Nov.21

19-20-21 NOVEMBER 2021

Circuit Ricardo Tormo  
Length: 4005 metros

Combined REVISED

Hawkers ETC

Pos.	N.	Rider	Team	Motorcycle	Nat.	Time	Gap	Qualif. 1	iL	nL	Qualif. 2	iL	nL	TL	Tyr.	Cat.
------	----	-------	------	------------	------	------	-----	-----------	----	----	-----------	----	----	----	------	------

Circuit Ricardo Tormo

Final Official

Provisional Official

Length: 4005

Hour: 13:10:00

**JURY:**

Hour:

**C.of the Course:**

Hour: 20/11/2021

**C.Timekeeper:**

Hour: 14:44:44

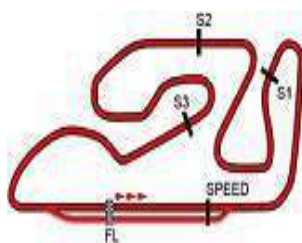


HEADQUARTERS – Principe de Vergara, 183 – 28002 Madrid – Tel: +34 91 782 02 20

[www.fimcevrepsol.com](http://www.fimcevrepsol.com)

Master Timing, Sport Timing Systems, cronometrajes.es - mastertiming.es by Eventronic [www.eventronic.es](http://www.eventronic.es) 19FJAP63





Circuit Ricardo Tormo

FIM CEV REPSOL Circuit Ricardo Tormo Nov.21

ANALYSIS / SECTORS Qualifying Practice 2 GB Hawkers ETC

2		FOURTHIOTIS, S. Marios		Fifty Motorsport			
Lap Time		Sector 1	Sector 2	Sector 3	Sector 4	V.Max	Hour
1 START		00:37,967	00:33,744	00:28,249	00:32,870		13:22:11
2 02:00,377		00:27,683	.	01:00,271	00:32,423	178,51	13:24:12
3 PIT		00:28,442	.	01:01,031	00:41,701	<b>182,54</b>	13:26:23
4 02:19,721		00:47,222	.	00:59,961	00:32,538		13:28:42
5 01:57,900		00:27,334	00:31,177	00:26,996	00:32,393	176,09	13:30:40
6 01:57,710		00:27,349	00:31,241	00:26,910	00:32,210	175,61	13:32:38
7 01:57,994		00:27,268	00:31,579	00:26,970	00:32,177	175,61	13:34:36
8 01:57,970		00:27,433	00:31,171	00:26,730	00:32,636	176,09	13:36:34
9 01:57,717		00:27,277	00:31,026	00:27,059	00:32,355	175,61	13:38:32
10 01:57,126		00:27,200	00:31,036	00:26,680	00:32,210	176,09	13:40:29
11 01:58,343		00:27,248	.	00:58,475	00:32,620	178,02	13:42:27
12 01:57,075		00:27,256	.	00:57,801	00:32,018	175,14	13:44:24
13 PIT		00:27,345	.	00:58,445	00:43,211	175,61	13:46:33
14 04:40,983		03:10,163	00:31,745	00:26,841	00:32,234		13:51:14
15 01:56,738		00:27,145	00:30,940	00:26,623	00:32,030	177,05	13:53:11
16 01:56,129		00:26,962	00:30,761	00:26,518	00:31,888	176,57	13:55:07
17 01:55,900		00:26,838	00:30,823	00:26,616	00:31,623	177,53	13:57:03
18 <b>01:55,325</b>		<b>00:26,792</b>	<b>00:30,481</b>	00:26,370	00:31,682	177,53	13:58:58
19 01:55,638		00:27,078	00:30,706	<b>00:26,320</b>	<b>00:31,534</b>	176,57	14:00:54

10		CRUCES, Adrián		Cuna De Campeones			
Lap Time		Sector 1	Sector 2	Sector 3	Sector 4	V.Max	Hour
1 START		01:22,889	.	01:00,710	00:31,945		13:22:54
2 01:56,743		00:27,103	.	00:58,254	00:31,386	185,14	13:24:51
3 01:54,539		00:26,387	.	00:56,988	00:31,164	186,21	13:26:45
4 01:54,491		00:26,110	.	00:57,053	00:31,328	186,21	13:28:40
5 01:53,058		00:26,131	00:30,082	00:25,970	00:30,875	185,14	13:30:33
6 <b>01:52,496</b>		00:26,063	<b>00:29,962</b>	<b>00:25,794</b>	<b>00:30,677</b>	186,74	13:32:25
7 16:32,227		14:58,235	00:33,913	00:27,933	00:32,146	<b>188,37</b>	13:48:57
8 01:56,811		00:27,024	00:31,474	00:26,759	00:31,554	183,05	13:50:54
9 01:54,814		00:26,440	00:30,725	00:26,410	00:31,239	184,09	13:52:49
10 01:53,860		00:26,158	00:30,377	00:26,208	00:31,117	185,14	13:54:43
11 01:53,828		00:26,110	00:30,296	00:26,044	00:31,378	185,67	13:56:37
12 01:53,375		00:26,206	00:30,213	00:25,996	00:30,960	185,14	13:58:30
13 01:53,076		<b>00:25,972</b>	00:30,319	00:25,904	00:30,881	185,67	14:00:23

12		ROULSTONE, Jacob		Leopard Impala Junio			
Lap Time		Sector 1	Sector 2	Sector 3	Sector 4	V.Max	Hour
1 START		01:00,715	00:35,219	00:28,162	00:32,212		13:22:35
2 01:58,061		00:27,551	.	00:58,694	00:31,816	<b>189,47</b>	13:24:33
3 01:57,851		00:27,216	.	00:58,762	00:31,873	<b>189,47</b>	13:26:31
4 01:56,321		00:27,062	.	00:57,777	00:31,482	187,83	13:28:27
5 01:56,227		00:26,996	00:30,666	00:27,051	00:31,514	187,28	13:30:23
6 01:58,573		00:26,968	00:31,397	00:28,697	00:31,511	188,37	13:32:22
7 01:55,100		00:26,666	00:30,435	00:26,727	00:31,272	188,37	13:34:17
8 01:55,598		00:26,776	00:30,810	00:26,586	00:31,426	<b>189,47</b>	13:36:12
9 01:55,211		00:26,640	00:30,334	00:26,599	00:31,638	188,37	13:38:08
10 PIT		00:29,252	00:31,276	00:27,229	00:37,900	187,83	13:40:13
11 05:34,700		04:02,642	.	01:00,248	00:31,810		13:45:48
12 01:55,883		00:26,932	00:30,642	00:26,703	00:31,606	187,28	13:47:44
13 01:55,586		00:26,813	00:30,754	00:26,773	00:31,246	186,74	13:49:39
14 01:53,981		00:26,313	00:30,046	00:26,325	00:31,297	187,28	13:51:33
15 01:54,141		00:26,575	00:30,223	00:26,434	00:30,909	186,74	13:53:28

16	01:53,094	00:26,286	<b>00:29,908</b>	00:26,077	00:30,823	188,92	13:55:21
17	01:53,672	00:26,195	00:30,210	00:26,132	00:31,135	188,37	13:57:14
18	01:53,626	00:26,230	00:30,293	00:26,046	00:31,057	186,21	13:59:08
19	01:53,188	<b>00:26,161</b>	00:30,187	<b>00:26,040</b>	<b>00:30,800</b>	188,37	14:01:01

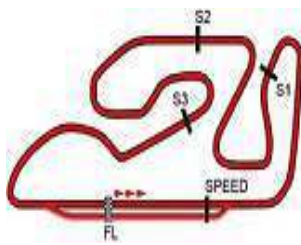
19		SOLÁ, Pol		Aspar Team			
Lap Time		Sector 1	Sector 2	Sector 3	Sector 4	V.Max	Hour
1 START		00:29,591	00:33,193	00:27,629	00:32,335		13:22:01
2 01:56,461		00:26,921	.	00:57,998	00:31,542	189,47	13:23:58
3 01:56,217		00:26,788	.	00:57,791	00:31,638	189,47	13:25:54
4 01:55,444		00:26,469	.	00:57,440	00:31,535	190,03	13:27:49
5 01:55,335		00:26,650	.	00:57,268	00:31,417	189,47	13:29:45
6 01:55,619		00:26,525	00:31,028	00:26,534	00:31,532	189,47	13:31:40
7 01:55,281		00:26,366	00:30,849	00:26,662	00:31,404	189,47	13:33:35
8 01:55,032		00:26,305	00:30,678	00:26,521	00:31,528	190,03	13:35:30
9 01:55,156		00:26,538	00:30,747	00:26,441	00:31,430	190,59	13:37:26
10 01:54,637		00:26,317	<b>00:30,546</b>	00:26,421	<b>00:31,353</b>	190,03	13:39:20
11 PIT		00:27,649	.	00:59,925	00:40,838	190,59	13:41:29
12 08:43,235		07:07,528	00:33,048	00:28,547	00:34,112		13:50:12
13 NULL		00:30,849	00:31,904	00:27,447	00:33,476	<b>193,43</b>	13:52:16
14 01:55,745		00:26,541	00:30,955	00:26,607	00:31,642	189,47	13:54:11
15 02:00,776		00:31,947	00:30,981	00:26,378	00:31,470	191,15	13:56:12
16 <b>01:54,218</b>		<b>00:26,025</b>	00:30,572	<b>00:26,198</b>	00:31,423	192,86	13:58:06
17 PIT		00:26,447	00:33,221	00:27,663	00:44,025	190,59	14:00:18

26		ALSINA, Pau		Artbox			
Lap Time		Sector 1	Sector 2	Sector 3	Sector 4	V.Max	Hour
1 START		01:23,077	.	01:00,848	00:32,191		13:22:54
2 01:56,601		00:26,831	.	00:58,318	00:31,452	184,62	13:24:51
3 01:54,894		00:26,587	.	00:56,869	<b>00:31,438</b>	<b>186,21</b>	13:26:46
4 17:08,039		15:34,432	.	01:01,493	00:32,114	185,67	13:43:54
5 01:57,091		00:27,058	.	00:58,364	00:31,669	184,09	13:45:51
6 01:55,563		00:26,526	00:30,565	00:26,688	00:31,784	184,09	13:47:47
7 01:55,023		00:26,484	00:30,356	00:26,713	00:31,470	183,05	13:49:42
8 01:55,242		00:26,434	00:30,312	00:26,622	00:31,874	183,57	13:51:37
9 <b>01:54,451</b>		<b>00:26,309</b>	<b>00:30,112</b>	<b>00:26,403</b>	00:31,627	183,57	13:53:31
10 PIT		.	02:12,873	00:30,750	00:41,428	184,09	13:56:56

27		SALMELA, Rico		Estrella Galicia 0,0			
Lap Time		Sector 1	Sector 2	Sector 3	Sector 4	V.Max	Hour
1 PIT		23:59,297	.	01:04,475	00:41,651		13:45:44
2 02:21,855		00:54,238	00:30,436	00:26,374	00:30,807		13:48:06
3 01:52,336		00:26,060	00:29,623	00:26,076	00:30,577	185,67	13:49:58
4 01:52,655		00:25,852	00:30,008	00:26,150	00:30,645	187,28	13:51:51
5 01:52,347		00:26,024	00:29,587	00:26,156	00:30,580	187,28	13:53:43
6 01:51,883		00:26,013	00:29,424	00:25,964	00:30,482	<b>187,83</b>	13:55:35
7 01:51,864		00:25,887	00:29,586	00:25,798	00:30,593	185,67	13:57:27
8 <b>01:51,366</b>		<b>00:25,838</b>	00:29,442	00:25,627	<b>00:30,459</b>	184,62	13:59:18
9 01:51,461		00:25,934	<b>00:29,354</b>	<b>00:25,624</b>	00:30,549	184,62	14:01:10

35		RUISBROEK, Matthew		Bracket			
Lap Time		Sector 1	Sector 2	Sector 3	Sector 4	V.Max	Hour
1 START		00:40,107	00:34,417	00:28,893	00:33,883		13:22:16
2 01:55,981		00:26,702	.	00:57,510	00:31,769	184,09	13:24:12
3 01:59,648		00:27,906	.	00:59,736	00:32,006	<b>191,15</b>	13:26:11
4 01:58,846		00:27,179	.	00:59,481	00:32,186	185,67	13:28:10





Circuit Ricardo Tormo

FIM CEV REPSOL Circuit Ricardo Tormo Nov.21

ANALYSIS / SECTORS Qualifying Practice 2 GB Hawkers ETC

5	01:55,360	00:26,583	00:30,508	00:26,561	00:31,708	190,03	13:30:05	7	01:56,788	00:26,822	00:31,025	00:27,096	00:31,845	182,02	13:33:40
6	01:55,450	00:26,709	00:30,447	00:26,757	00:31,537	184,09	13:32:01	8	01:57,060	00:26,916	00:31,186	00:27,208	00:31,750	181,01	13:35:37
7	01:55,187	00:26,752	00:30,456	<b>00:26,470</b>	00:31,509	184,09	13:33:56	9	01:56,999	00:26,960	00:31,012	00:27,168	00:31,859	181,01	13:37:34
8	01:55,120	00:26,550	00:30,518	00:26,574	00:31,478	183,57	13:35:51	10	01:56,292	00:26,857	00:30,909	00:26,951	00:31,575	180,50	13:39:31
9	PIT	00:26,647	00:31,235	00:26,994	00:38,635	184,09	13:37:55	11	01:56,776	00:26,781	.	00:58,236	00:31,759	181,01	13:41:27
10	09:40,454	08:08,211	00:32,191	00:27,546	00:32,506	.	13:47:35	12	PIT	00:27,109	.	00:57,769	00:38,462	180,50	13:43:31
11	01:56,263	00:26,815	00:30,622	00:26,912	00:31,914	184,09	13:49:31	13	06:55,555	05:25,209	00:31,414	00:26,931	00:32,001	.	13:50:26
12	01:55,203	00:26,644	00:30,312	00:26,764	00:31,483	184,62	13:51:27	14	01:57,691	00:26,765	00:30,775	00:27,872	00:32,279	184,09	13:52:24
13	01:55,766	00:26,982	00:30,544	00:26,517	00:31,723	185,67	13:53:22	15	01:58,506	00:27,182	00:31,035	00:27,970	00:32,319	183,05	13:54:22
14	<b>01:54,580</b>	<b>00:26,438</b>	<b>00:30,138</b>	00:26,686	<b>00:31,318</b>	185,14	13:55:17	16	01:55,228	00:26,666	<b>00:30,435</b>	00:26,562	00:31,565	<b>189,47</b>	13:56:18
								17	01:55,480	00:26,662	00:30,444	00:26,657	00:31,717	187,28	13:58:13
								18	<b>01:55,152</b>	<b>00:26,562</b>	00:30,614	<b>00:26,545</b>	<b>00:31,431</b>	185,67	14:00:08

<b>43</b>	<b>BRINTON, A. David</b>	Igap Team					
GBR		P.Vmax: 7		T. Ideal: 01:54,323			
Lap	Time	Sector 1	Sector 2	Sector 3	Sector 4	V.Max	Hour
1	START	00:54,080	00:34,735	00:28,797	00:33,484	.	13:22:29
2	02:00,755	00:28,020	.	00:59,923	00:32,812	184,62	13:24:30
3	02:00,656	00:27,797	.	01:00,617	00:32,242	186,21	13:26:31
4	01:57,802	00:27,525	.	00:58,649	00:31,628	189,47	13:28:29
5	01:56,935	00:27,007	00:30,863	00:27,345	00:31,720	188,92	13:30:26
6	01:56,566	00:26,997	00:30,854	00:27,133	00:31,582	188,37	13:32:22
7	01:55,077	00:26,792	00:30,553	00:26,710	<b>00:31,022</b>	189,47	13:34:17
8	01:55,610	00:26,655	00:30,694	00:26,855	00:31,406	190,03	13:36:13
9	<b>01:54,825</b>	00:26,528	<b>00:30,370</b>	<b>00:26,566</b>	00:31,361	<b>190,59</b>	13:38:08
10	01:58,864	00:27,818	00:31,195	00:27,419	00:32,432	188,37	13:40:07
11	PIT	00:27,706	.	01:00,633	00:40,894	186,21	13:42:16
12	05:54,924	04:23,139	00:31,818	00:27,686	00:32,281	13:48:11	
13	02:00,655	00:27,058	00:30,932	00:28,557	00:34,108	187,28	13:50:11
14	02:04,839	00:27,764	00:32,936	00:29,168	00:34,971	183,57	13:52:16
15	01:55,355	00:26,656	00:30,619	00:26,673	00:31,407	187,83	13:54:12
16	01:58,471	00:27,408	00:32,442	00:27,334	00:31,287	190,03	13:56:10
17	01:56,515	00:27,267	00:31,453	00:26,588	00:31,207	186,74	13:58:07
18	02:01,798	<b>00:26,365</b>	00:31,670	00:29,329	00:34,434	188,92	14:00:08

<b>51</b>	<b>URIARTE, Brian</b>	Team Estrella Galicia 0,0					
SPA		P.Vmax: 12		T. Ideal: 01:51,658			
Lap	Time	Sector 1	Sector 2	Sector 3	Sector 4	V.Max	Hour
1	PIT	00:39,436	00:34,715	00:28,425	00:42,006	.	13:22:23
2	02:34,688	01:03,452	.	00:59,703	00:31,533	.	13:24:58
3	01:55,148	00:26,543	.	00:57,300	00:31,305	185,14	13:26:53
4	01:54,666	00:26,419	.	00:56,814	00:31,433	185,67	13:28:47
5	01:53,666	00:26,536	00:30,092	00:26,174	00:30,864	185,14	13:30:41
6	PIT	00:28,250	00:34,349	00:29,126	00:38,881	<b>188,92</b>	13:32:52
7	17:38,278	16:06,770	00:32,641	00:27,182	00:31,685	.	13:50:30
8	01:54,092	00:26,443	00:29,733	00:26,510	00:31,406	187,28	13:52:24
9	NULL	00:25,999	00:29,738	00:25,921	00:30,871	187,28	13:54:17
10	NULL	00:26,121	00:29,534	00:25,918	00:30,823	186,21	13:56:09
11	NULL	<b>00:25,925</b>	<b>00:29,384</b>	<b>00:25,667</b>	00:30,730	184,62	13:58:01
12	01:52,345	00:26,117	00:29,587	00:25,959	<b>00:30,682</b>	185,14	13:59:53
13	<b>01:52,120</b>	00:26,029	00:29,516	00:25,755	00:30,820	185,14	14:01:45

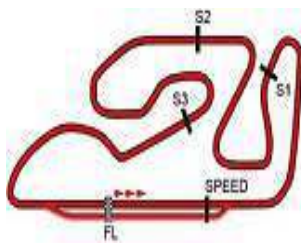
<b>52</b>	<b>WOJCIECHOWSKI, J.</b>	Motormanía Kidzgp Team					
POL		P.Vmax: 10		T. Ideal: 01:54,973			
Lap	Time	Sector 1	Sector 2	Sector 3	Sector 4	V.Max	Hour
1	START	00:32,448	00:32,313	00:27,525	00:31,857	.	13:22:02
2	01:55,991	00:27,017	.	00:57,459	00:31,515	181,51	13:23:58
3	01:55,995	00:26,844	.	00:57,469	00:31,682	184,09	13:25:54
4	01:56,070	00:26,841	.	00:57,489	00:31,740	182,54	13:27:51
5	01:56,469	00:26,781	.	00:57,947	00:31,741	181,01	13:29:47
6	01:56,488	00:26,831	00:31,032	00:26,745	00:31,880	182,02	13:31:43

<b>69</b>	<b>DI PERSIO, Alessandro</b>	Sf Racing					
ITA		P.Vmax: 17		T. Ideal: 01:56,093			
Lap	Time	Sector 1	Sector 2	Sector 3	Sector 4	V.Max	Hour
1	START	00:38,839	00:33,719	00:27,867	00:32,783	.	13:22:12
2	01:59,514	00:27,876	.	00:59,083	00:32,555	<b>185,67</b>	13:24:11
3	01:59,428	00:28,057	.	00:59,110	00:32,261	185,14	13:26:10
4	02:00,045	00:27,786	.	00:59,843	00:32,416	182,02	13:28:11
5	01:58,729	00:27,573	00:31,420	00:27,656	00:32,080	184,09	13:30:09
6	01:58,079	00:27,725	00:31,081	00:27,091	00:32,182	181,01	13:32:07
7	PIT	00:28,192	00:31,561	00:28,368	00:46,992	180,00	13:34:22
8	07:31,968	06:00,148	.	00:59,322	00:32,498	.	13:41:54
9	01:58,642	00:27,789	.	00:58,881	00:31,972	177,53	13:43:53
10	01:57,979	00:27,728	.	00:58,333	00:31,918	178,51	13:45:51
11	01:56,547	00:27,197	00:30,704	00:26,914	<b>00:31,732</b>	179,50	13:47:48
12	01:56,530	<b>00:26,960</b>	00:30,716	00:26,891	00:31,963	181,51	13:49:44
13	02:03,635	00:27,454	00:31,350	00:32,076	00:32,755	181,51	13:51:48
14	01:57,372	00:27,464	00:30,883	00:27,226	00:31,799	181,51	13:53:45
15	01:57,245	00:27,250	00:30,948	00:27,214	00:31,833	182,02	13:55:42
16	<b>01:56,217</b>	00:27,018	<b>00:30,577</b>	<b>00:26,824</b>	00:31,798	182,02	13:57:39
17	01:56,571	00:27,194	00:30,756	00:26,825	00:31,796	177,05	13:59:35

<b>70</b>	<b>DANIEL JR, Kristian</b>	Agr Team					
USA		P.Vmax: 3		T. Ideal: 01:55,654			
Lap	Time	Sector 1	Sector 2	Sector 3	Sector 4	V.Max	Hour
1	START	00:35,312	00:33,389	00:29,014	00:32,930	.	13:22:09
2	02:01,640	00:28,227	.	01:00,809	00:32,604	<b>192,86</b>	13:24:11
3	02:01,037	00:28,200	.	01:00,609	00:32,228	189,47	13:26:12
4	01:59,632	00:27,081	.	00:59,737	00:32,814	191,72	13:28:11
5	01:59,209	00:27,168	00:32,147	00:27,801	00:32,093	192,28	13:30:10
6	01:57,362	00:26,696	00:31,652	00:27,150	00:31,864	190,59	13:32:08
7	02:00,018	00:27,869	00:31,705	00:28,179	00:32,265	190,03	13:34:08
8	01:58,418	00:26,639	00:31,715	00:27,483	00:32,581	187,83	13:36:06
9	01:59,173	00:26,813	00:31,845	00:28,297	00:32,218	186,74	13:38:05
10	01:56,839	00:26,588	00:31,407	00:26,993	00:31,851	185,14	13:40:02
11	01:57,041	00:26,539	.	00:58,693	00:31,809	186,74	13:41:59
12	01:56,895	00:26,711	.	00:58,522	00:31,662	187,28	13:43:56
13	01:55,924	00:26,448	.	00:57,844	00:31,632	188,37	13:45:52
14	<b>01:55,654</b>	<b>00:26,325</b>	<b>00:31,008</b>	<b>00:26,749</b>	<b>00:31,572</b>	190,03	13:47:48

<b>73</b>	<b>RIBEIRO, Gonçalo</b>	Lousaestradas					
POR		P.Vmax: 9		T. Ideal: 01:58,590			
Lap	Time	Sector 1	Sector 2	Sector 3	Sector 4	V.Max	Hour
1	START	00:31,649	00:33,393	00:28,843	00:33,294	.	13:22:06
2	NULL	00:28,215	.	01:01,334	00:33,167	184,62	13:24:08
3	02:01,568	00:27,976	.	01:00,524	00:33,068	184,09	13:26:10
4	02:00,164	00:27,538	.	01:00,024	00:32,602	183,57	13:28:10





Circuit Ricardo Tormo

FIM CEV REPSOL Circuit Ricardo Tormo Nov.21

ANALYSIS / SECTORS Qualifying Practice 2 GB Hawkers ETC

5	02:02,071	00:28,039	00:32,358	00:28,989	00:32,685	183,57	13:30:12	7	02:46,351	01:15,288	00:31,813	00:27,406	00:31,844	13:50:29	
6	02:11,659	00:36,517	00:33,177	00:29,082	00:32,883	187,28	13:32:24	8	NULL	00:26,790	00:30,885	00:26,767	00:31,559	187,83	13:52:25
7	02:01,267	00:27,635	00:32,813	00:28,159	00:32,660	186,21	13:34:25	9	01:56,915	00:26,690	00:30,985	00:27,398	00:31,842	<b>191,72</b>	13:54:22
8	02:00,130	00:27,422	00:31,905	00:28,055	00:32,748	185,67	13:36:25	10	NULL	00:26,537	00:30,656	00:26,892	00:31,579	186,21	13:56:17
9	02:00,241	00:27,517	00:32,118	00:28,002	00:32,604	185,14	13:38:25	11	01:55,500	<b>00:26,389</b>	00:30,656	00:26,630	00:31,825	187,83	13:58:13
10	01:59,357	00:27,416	00:31,711	00:27,795	00:32,435	184,09	13:40:25	12	<b>01:55,042</b>	00:26,561	<b>00:30,422</b>	<b>00:26,522</b>	<b>00:31,537</b>	185,67	14:00:08
11	PIT	00:30,419	.	01:04,235	00:42,447	184,62	13:42:42								
12	07:38,458	06:02,001	00:34,030	00:29,076	00:33,351	.	13:50:20								
13	NULL	00:27,781	00:32,192	00:28,459	00:33,088	185,14	13:52:22								
14	02:00,574	00:27,791	00:32,094	00:28,029	00:32,660	185,14	13:54:22								
15	02:00,442	00:27,979	00:31,923	00:27,983	00:32,557	<b>190,03</b>	13:56:23								
16	01:59,241	00:27,282	00:31,917	00:27,788	00:32,254	186,21	13:58:22								
17	<b>01:58,590</b>	<b>00:27,226</b>	<b>00:31,651</b>	<b>00:27,574</b>	<b>00:32,139</b>	186,21	14:00:21								

<b>74</b>	<b>BROWN, Carter</b>	Krp					
GBR		P.Vmax: 18 T. Ideal: 01:56,378					
Lap Time	Sector 1	Sector 2	Sector 3	Sector 4	V.Max	Hour	
1	START	21:04,606	.	01:05,549	00:34,546	.	13:42:43
2	02:04,565	00:28,971	.	01:02,019	00:33,575	181,01	13:44:48
3	02:00,652	00:27,743	.	01:00,011	00:32,898	182,02	13:46:48
4	01:58,886	00:27,351	00:31,638	00:27,506	00:32,391	182,02	13:48:47
5	01:58,250	00:27,196	00:31,320	00:27,379	00:32,355	183,05	13:50:45
6	01:58,023	00:27,105	00:31,136	00:27,577	00:32,205	184,09	13:52:43
7	01:56,743	00:27,013	00:30,889	<b>00:26,905</b>	00:31,936	184,09	13:54:40
8	01:56,633	00:26,944	00:30,877	00:26,914	00:31,898	184,62	13:56:37
9	<b>01:56,521</b>	<b>00:26,849</b>	<b>00:30,788</b>	00:27,048	<b>00:31,836</b>	<b>185,14</b>	13:58:33

<b>78</b>	<b>ESTEBAN, Joel</b>	Ilgax Team					
SPA		P.Vmax: 3 T. Ideal: 01:53,915					
Lap Time	Sector 1	Sector 2	Sector 3	Sector 4	V.Max	Hour	
1	START	00:55,232	00:34,148	00:29,294	00:33,275	.	13:22:30
2	02:00,380	00:27,306	.	00:59,643	00:33,431	188,37	13:24:31
3	02:00,624	00:27,201	.	01:01,521	00:31,902	190,03	13:26:31
4	NULL	00:26,974	.	00:58,388	00:31,565	191,15	13:28:28
5	01:56,239	00:26,651	00:31,130	00:26,988	00:31,470	190,03	13:30:24
6	01:56,114	00:26,318	00:30,989	00:27,367	00:31,440	191,15	13:32:21
7	NULL	00:26,367	00:30,928	00:26,830	00:31,566	189,47	13:34:16
8	01:58,213	00:27,904	00:31,329	00:27,363	00:31,617	189,47	13:36:14
9	01:54,503	00:26,286	00:30,564	00:26,541	<b>00:31,112</b>	191,72	13:38:09
10	01:59,257	00:26,275	00:31,004	00:28,977	00:33,001	192,28	13:40:08
11	PIT	00:26,424	.	01:00,036	00:40,241	191,15	13:42:15
12	05:45,472	04:12,815	00:32,534	00:27,967	00:32,156	.	13:48:00
13	01:56,355	00:26,451	00:31,211	00:26,948	00:31,745	188,37	13:49:57
14	01:55,225	00:26,372	00:31,024	00:26,590	00:31,239	190,59	13:51:52
15	01:54,628	00:26,139	00:30,644	00:26,671	00:31,174	191,72	13:53:47
16	01:54,571	00:26,294	00:30,471	00:26,548	00:31,258	<b>192,86</b>	13:55:41
17	<b>01:53,955</b>	00:26,098	<b>00:30,399</b>	00:26,315	00:31,143	190,59	13:57:35
18	01:54,178	00:26,187	00:30,489	00:26,334	00:31,168	192,28	13:59:29
19	01:53,988	<b>00:26,097</b>	00:30,430	<b>00:26,307</b>	00:31,154	190,03	14:01:23

<b>87</b>	<b>GOURDON, Alex</b>	Leopard Impala Junio					
FRA		P.Vmax: 5 T. Ideal: 01:54,870					
Lap Time	Sector 1	Sector 2	Sector 3	Sector 4	V.Max	Hour	
1	START	01:00,152	00:34,940	00:28,335	00:32,503	.	13:22:34
2	17:04,741	15:27,800	00:35,025	00:28,731	00:33,185	185,14	13:39:39
3	01:58,914	00:27,594	.	00:59,261	00:32,059	183,57	13:41:38
4	01:58,219	00:27,353	.	00:58,683	00:32,183	184,62	13:43:36
5	NULL	00:27,002	.	00:58,228	00:31,603	184,09	13:45:33
6	PIT	00:27,574	00:32,039	00:27,498	00:42,399	184,62	13:47:42

<b>88</b>	<b>GIABBANI, Clément</b>	Equipe De France Ffm					
FRA		P.Vmax: 1 T. Ideal: 01:54,894					
Lap Time	Sector 1	Sector 2	Sector 3	Sector 4	V.Max	Hour	
1	START	00:34,750	00:33,671	00:29,107	00:32,923	.	13:22:09
2	02:01,776	00:28,312	.	01:00,671	00:32,793	188,92	13:24:11
3	02:00,690	00:28,218	.	01:00,085	00:32,387	190,03	13:26:11
4	NULL	00:28,912	.	00:59,743	00:32,368	187,28	13:28:12
5	01:59,939	00:27,684	00:31,379	00:28,228	00:32,648	188,92	13:30:12
6	01:59,144	00:27,507	00:31,764	00:27,803	00:32,070	193,43	13:32:11
7	01:59,375	00:27,735	00:31,597	00:27,738	00:32,305	186,21	13:34:11
8	01:58,735	00:27,638	00:31,293	00:27,577	00:32,227	187,28	13:36:09
9	01:57,926	00:27,589	00:31,161	00:27,527	00:31,649	188,37	13:38:07
10	PIT	00:27,378	00:31,353	00:27,670	00:38,367	188,92	13:40:12
11	06:18,141	04:45,269	.	01:00,453	00:32,419	.	13:46:30
12	01:59,451	00:27,802	00:31,380	00:27,851	00:32,418	186,21	13:48:30
13	01:57,757	00:27,528	00:31,089	00:27,447	00:31,693	187,83	13:50:28
14	01:57,028	00:27,100	00:30,798	00:27,451	00:31,679	190,59	13:52:25
15	01:57,713	00:27,220	00:31,195	00:27,256	00:32,042	<b>194,01</b>	13:54:22
16	01:56,095	00:27,435	00:30,574	00:26,872	00:31,214	188,37	13:56:18
17	01:55,291	00:27,019	<b>00:30,439</b>	<b>00:26,614</b>	00:31,219	192,28	13:58:14
18	<b>01:55,076</b>	<b>00:26,830</b>	00:30,520	00:26,715	<b>00:31,011</b>	192,28	14:00:09

<b>91</b>	<b>UCHIUMI, Kotaro</b>	Fau55 Tey Racing					
JPN		P.Vmax: 14 T. Ideal: 01:55,994					
Lap Time	Sector 1	Sector 2	Sector 3	Sector 4	V.Max	Hour	
1	START	00:34,342	00:33,329	00:28,450	00:33,728	.	13:22:08
2	02:01,871	00:28,287	.	01:00,516	00:33,068	184,62	13:24:10
3	02:00,183	00:27,769	.	00:59,760	00:32,654	184,09	13:26:10
4	01:59,765	00:27,691	.	00:59,689	00:32,385	184,09	13:28:10
5	01:58,231	00:27,398	00:31,485	00:27,236	00:32,112	<b>187,83</b>	13:30:08
6	01:57,459	00:27,284	00:31,244	00:27,031	00:31,900	184,09	13:32:06
7	01:57,423	00:27,138	00:31,236	00:27,024	00:32,025	184,62	13:34:03
8	01:56,866	00:27,223	00:30,853	00:26,788	00:32,002	184,09	13:36:00
9	01:56,947	00:27,157	00:30,890	00:26,968	00:31,932	184,09	13:37:57
10	<b>01:55,994</b>	<b>00:26,890</b>	<b>00:30,698</b>	<b>00:26,636</b>	<b>00:31,770</b>	183,57	13:39:53
11	01:56,301	00:26,955	.	00:57,545	00:31,801	183,57	13:41:49
12	PIT	00:27,303	.	00:59,868	00:40,167	183,57	13:43:57

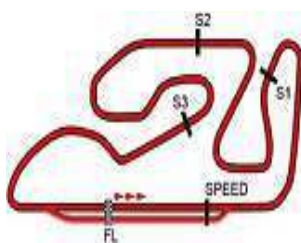
<b>93</b>	<b>PINI, Guido</b>	Ac Racing Team					
ITA		P.Vmax: 19 T. Ideal: 01:54,603					
Lap Time	Sector 1	Sector 2	Sector 3	Sector 4	V.Max	Hour	
1	PIT	00:40,199	00:34,138	00:28,708	00:42,307	.	13:22:24
2	16:04,397	14:27,000	00:35,125	00:28,932	00:33,340	.	13:38:28
3	01:58,618	00:27,754	00:31,346	00:27,336	00:32,182	179,50	13:40:27
4	PIT	00:27,566	.	00:59,643	00:39,120	181,01	13:42:33
5	03:58,774	02:27,560	.	00:59,098	00:32,116	.	13:46:32
6	01:56,651	00:26,940	00:30,976	00:26,925	00:31,810	181,51	13:48:28
7	01:57,047	00:27,242	00:30,880	00:26,942	00:31,983	181,01	13:50:25
8	01:58,478	00:26,912	00:30,806	00:28,761	00:31,999	182,54	13:52:24
9	01:55,709	00:26,785	00:30,837	00:26,625	00:31,462	<b>184,09</b>	13:54:20
10	01:55,291	00:26,687	00:30,588	00:26,419	00:31,597	<b>184,09</b>	13:56:15
11	<b>01:54,603</b>	<b>00:26,604</b>	<b>00:30,241</b>	<b>00:26,372</b>	<b>00:31,386</b>	183,57	13:58:10



HEADQUARTERS - Principe de Vergara, 183 - 28002 Madrid - Tel: +34 91 782 02 20

www.fimcevrepsol.com





Circuit Ricardo Tormo

FIM CEV REPSOL Circuit Ricardo Tormo Nov.21

ANALYSIS / SECTORS Qualifying Practice 2 GB Hawkers ETC

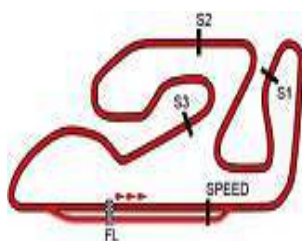
99		SANJUAN, Remy		Mediasystem			
FRA				P.Vmax: 7		T. Ideal: 01:57,042	
Lap	Time	Sector 1	Sector 2	Sector 3	Sector 4	V.Max	Hour
1	START	00:36,567	00:33,733	00:29,289	00:32,566		13:22:10
2	02:00,557	00:28,064	.	01:00,204	00:32,289	187,28	13:24:11
3	02:00,842	00:28,225	.	01:00,389	00:32,228	188,92	13:26:12
4	01:58,836	<b>00:27,312</b>	.	00:59,304	00:32,220	188,92	13:28:11
5	01:58,692	00:27,576	00:31,967	00:27,406	<b>00:31,743</b>	<b>190,59</b>	13:30:09
6	01:57,943	00:27,394	00:31,584	00:27,075	00:31,890	188,37	13:32:07
7	01:58,870	00:27,839	00:31,244	00:27,675	00:32,112	185,67	13:34:06
8	02:01,140	00:27,847	00:31,480	00:27,679	00:34,134	186,21	13:36:07
9	01:58,569	00:27,569	00:31,090	00:27,590	00:32,320	187,28	13:38:06
10	PIT	00:28,973	00:35,968	00:28,957	00:38,561	186,74	13:40:18
11	07:25,651	05:50,483	00:33,475	00:28,992	00:32,701		13:47:44
12	01:58,717	00:27,659	00:31,314	00:27,464	00:32,280	188,37	13:49:43
13	01:58,520	00:27,398	00:31,061	00:27,809	00:32,252	186,74	13:51:41
14	01:58,106	00:27,318	00:31,128	00:27,389	00:32,271	186,74	13:53:39
15	01:57,980	00:27,642	00:31,273	00:27,112	00:31,953	185,14	13:55:37
16	01:57,726	00:27,455	00:31,060	00:27,269	00:31,942	185,67	13:57:35
17	<b>01:57,315</b>	00:27,387	<b>00:30,925</b>	<b>00:27,062</b>	00:31,941	185,14	13:59:32
18	01:57,596	00:27,532	00:30,991	00:27,131	00:31,942	184,62	14:01:30



HEADQUARTERS - Principe de Vergara, 183 - 28002 Madrid - Tel: +34 91 782 02 20

www.fimcevrepso.com





Circuit Ricardo Tormo

FIM CEV REPSOL Circuit Ricardo Tormo Nov.21

VELOCIDAD EN SECTORES Qualifying Practice 2 GB Hawkers ETC

2 - FOURTHIOTIS, S. Marios		P.Vmax: 20			T. Ideal: 01:55,127			
Lap	Time	Vel. S1	Vel. S2	Vel. S3	Vel. S4	Avg spd	V.Max	Hour
1	START	100,51	101,88	107,69	125,40	108,54		13:22:11
2	02:00,377					119,77	178,51	13:24:12
3	PIT					109,92	<b>182,54</b>	13:26:23
4	02:19,721					103,19		13:28:42
5	01:57,900	139,61	110,27	112,68	127,25	122,29	176,09	13:30:40
6	01:57,710	139,53	110,05	113,04	127,97	122,49	175,61	13:32:38
7	01:57,994	139,94	108,87	112,79	128,10	122,19	175,61	13:34:36
8	01:57,970	139,10	110,29	113,80	126,30	122,22	176,09	13:36:34
9	01:57,717	139,90	110,81	112,42	127,40	122,48	175,61	13:38:32
10	01:57,126	140,29	110,77	114,02	127,97	123,10	176,09	13:40:29
11	01:58,343					121,83	178,02	13:42:27
12	01:57,075					123,15	175,14	13:44:24
13	PIT					111,77	175,61	13:46:33
14	04:40,983	20,07	108,30	113,33	127,88	51,31		13:51:14
15	01:56,738	140,58	111,12	114,26	128,69	123,51	177,05	13:53:11
16	01:56,129	141,53	111,76	114,71	129,26	124,16	176,57	13:55:07
17	01:55,900	142,19	111,54	114,29	130,35	124,40	177,53	13:57:03
18	<b>01:55,325</b>	<b>142,43</b>	<b>112,79</b>	115,36	130,11	<b>125,02</b>	177,53	13:58:58
19	01:55,638	140,93	111,97	<b>115,58</b>	<b>130,72</b>	124,68	176,57	14:00:54

10 - CRUCES, Adrián		P.Vmax: 13			T. Ideal: 01:52,405			
Lap	Time	Vel. S1	Vel. S2	Vel. S3	Vel. S4	Avg spd	V.Max	Hour
1	START	46,04		50,11	129,03	82,13		13:22:54
2	01:56,743					123,50	185,14	13:24:51
3	01:54,539					125,88	186,21	13:26:45
4	01:54,491					125,93	186,21	13:28:40
5	01:53,058	146,03	114,29	117,14	133,51	127,53	185,14	13:30:33
6	<b>01:52,496</b>	146,41	<b>114,75</b>	<b>117,93</b>	<b>134,37</b>	<b>128,16</b>	186,74	13:32:25
7	16:32,227	4,25	101,38	108,90	128,23	14,53	<b>188,37</b>	13:48:57
8	01:56,811	141,21	109,23	113,68	130,63	123,43	183,05	13:50:54
9	01:54,814	144,33	111,90	115,18	131,95	125,58	184,09	13:52:49
10	01:53,860	145,88	113,18	116,07	132,47	126,63	185,14	13:54:43
11	01:53,828	146,15	113,48	116,80	131,37	126,66	185,67	13:56:37
12	01:53,375	145,62	113,79	117,02	133,14	127,17	185,14	13:58:30
13	01:53,076	<b>146,93</b>	<b>113,39</b>	<b>117,43</b>	<b>133,48</b>	<b>127,51</b>	<b>185,67</b>	<b>14:00:23</b>

12 - ROULSTONE, Jacob		P.Vmax: 10			T. Ideal: 01:52,909			
Lap	Time	Vel. S1	Vel. S2	Vel. S3	Vel. S4	Avg spd	V.Max	Hour
1	START	62,85	97,62	108,02	127,96	92,24		13:22:35
2	01:58,061					122,12	<b>189,47</b>	13:24:33
3	01:57,851					122,34	<b>189,47</b>	13:26:31
4	01:56,321					123,95	187,83	13:28:27
5	01:56,227	141,35	112,11	112,45	130,80	124,05	187,28	13:30:23
6	01:58,573	141,50	109,50	106,00	130,81	121,60	188,37	13:32:22
7	01:55,100	143,10	112,96	113,82	131,81	125,27	188,37	13:34:17
8	01:55,598	142,52	111,59	114,42	131,17	124,73	<b>189,47</b>	13:36:12
9	01:55,211	143,24	113,34	114,37	130,29	125,14	188,37	13:38:08
10	PIT	130,45	109,92	111,72	108,76	114,74	187,83	13:40:13
11	05:34,700					43,08		13:45:48
12	01:55,883	141,69	112,20	113,92	130,42	124,42	187,28	13:47:44
13	01:55,586	142,32	111,79	113,62	131,92	124,74	186,74	13:49:39
14	01:53,981	145,02	114,42	115,56	131,71	126,49	187,28	13:51:33
15	01:54,141	143,59	113,75	115,08	133,36	126,32	186,74	13:53:28
16	<b>01:53,094</b>	145,17	<b>114,95</b>	116,65	133,73	<b>127,49</b>	188,92	13:55:21
17	01:53,672	145,68	113,80	116,41	132,39	126,84	188,37	13:57:14
18	01:53,626	145,48	113,49	116,79	132,72	126,89	186,21	13:59:08

19 - SOLÁ, Pol		P.Vmax: 2			T. Ideal: 01:54,122			
Lap	Time	Vel. S1	Vel. S2	Vel. S3	Vel. S4	Avg spd	V.Max	Hour
1	START	128,96	103,58	110,10	127,48	117,46		13:22:01
2	01:56,461					123,80	189,47	13:23:58
3	01:56,217					124,06	189,47	13:25:54
4	01:55,444					124,89	190,03	13:27:49
5	01:55,335					125,01	189,47	13:29:45
6	01:55,619	143,86	110,80	114,65	130,72	124,70	189,47	13:31:40
7	01:55,281	144,73	111,45	114,09	131,26	125,07	189,47	13:33:35
8	01:55,032	145,07	112,07	114,70	130,74	125,34	190,03	13:35:30
9	01:55,156	143,79	111,82	115,05	131,15	125,20	190,59	13:37:26
10	01:54,637	145,00	<b>112,55</b>	115,14	<b>131,47</b>	125,77	190,03	13:39:20
11	PIT					112,28	190,59	13:41:29
12	08:43,235	8,93	104,03	106,56	120,84	27,56		13:50:12
13	NULL	123,70	107,76	110,83	123,13	116,58	<b>193,43</b>	13:52:16
14	01:55,745	143,78	111,06	114,33	130,27	124,57	189,47	13:54:11
15	02:00,776	119,45	110,97	115,32	130,98	119,38	191,15	13:56:12
16	<b>01:54,218</b>	<b>146,63</b>	112,46	<b>116,12</b>	131,18	<b>126,23</b>	192,86	13:58:06
17	PIT	144,29	103,49	109,97	93,63	109,76	190,59	14:00:18

26 - ALSINA, Pau		P.Vmax: 16			T. Ideal: 01:54,262			
Lap	Time	Vel. S1	Vel. S2	Vel. S3	Vel. S4	Avg spd	V.Max	Hour
1	START	45,93		49,99	128,05	81,87		13:22:54
2	01:56,601					123,65	184,62	13:24:51
3	01:54,894					125,49	<b>186,21</b>	13:26:46
4	17:08,039					14,02	185,67	13:43:54
5	01:57,091					123,14	184,09	13:45:51
6	01:55,563	143,86	112,48	113,98	129,69	124,76	184,09	13:47:47
7	01:55,023	144,09	113,26	113,88	130,98	125,35	183,05	13:49:42
8	01:55,242	144,36	113,42	114,27	129,32	125,11	183,57	13:51:37
9	<b>01:54,451</b>	<b>145,05</b>	<b>114,17</b>	<b>115,21</b>	130,33	<b>125,98</b>	183,57	13:53:31
10	PIT					70,31	184,09	13:56:56

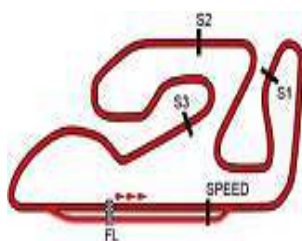
27 - SALMELA, Rico		P.Vmax: 14			T. Ideal: 01:51,275			
Lap	Time	Vel. S1	Vel. S2	Vel. S3	Vel. S4	Avg spd	V.Max	Hour
1	PIT	2,65		47,18	98,97	9,33		13:45:44
2	02:21,855	70,36	112,96	115,34	133,80	101,64		13:48:06
3	01:52,336	146,43	116,06	116,66	134,81	128,35	185,67	13:49:58
4	01:52,655	147,61	114,57	116,33	134,51	127,98	187,28	13:51:51
5	01:52,347	146,63	116,20	116,30	134,79	128,33	187,28	13:53:43
6	01:51,883	146,70	116,84	117,16	135,23	128,87	<b>187,83</b>	13:55:35
7	01:51,864	147,41	116,20	117,92	134,74	128,89	185,67	13:57:27
8	<b>01:51,366</b>	<b>147,69</b>	116,77	118,70	<b>135,33</b>	<b>129,47</b>	184,62	13:59:18
9	01:51,461	147,14	<b>117,12</b>	<b>118,72</b>	134,93	129,35	184,62	14:01:10

35 - RUISBROEK, Matthew		P.Vmax: 6			T. Ideal: 01:54,364			
Lap	Time	Vel. S1	Vel. S2	Vel. S3	Vel. S4	Avg spd	V.Max	Hour
1	START	95,15	99,89	105,29	121,65	105,01		13:22:16
2	01:55,981					124,31	184,09	13:24:12
3	01:59,648					120,50	<b>191,15</b>	13:26:11
4	01:58,846					121,32	185,67	13:28:10
5	01:55,360	143,55	112,69	114,53	130,00	124,98	190,03	13:30:05
6	01:55,450	142,87	112,92	113,69	130,70	124,89	184,09	13:32:01
7	01:55,187	142,64	112,88	<b>114,92</b>	130,82	125,17	184,09	13:33:56
8	01:55,120	143,73	112,65	114,47	130,95	125,24	183,57	13:35:51
9	PIT	143,21	110,07	112,69	106,69	116,73	184,09	13:37:55
10	09:40,454	7,82	106,80	110,43	126,81	24,84		13:47:35
11	01:56,263	142,31	112,27	113,04	129,16	124,01	184,09	13:49:31



HEADQUARTERS - Príncipe de Vergara, 183 - 28002 Madrid - Tel: +34 91 782 02 20

www.fimcevrepsol.com



Circuit Ricardo Tormo

FIM CEV REPSOL Circuit Ricardo Tormo Nov.21

VELOCIDAD EN SECTORES Qualifying Practice 2 GB Hawkers ETC

12	01:55,203	143,22	113,42	113,66	130,93	125,15	184,62	13:51:27	17	01:55,480	143,13	112,93	114,12	129,96	124,85	187,28	13:58:13
13	01:55,766	141,43	112,56	114,72	129,94	124,54	185,67	13:53:22	18	<b>01:55,152</b>	<b>143,66</b>	112,30	<b>114,60</b>	<b>131,14</b>	<b>125,21</b>	185,67	14:00:08
14	<b>01:54,580</b>	<b>144,34</b>	<b>114,08</b>	113,99	<b>131,62</b>	<b>125,83</b>	185,14	13:55:17									

43 - BRINTON, A. David									P.Vmax: 7		T. Ideal: 01:54,323	
Lap	Time	Vel. S1	Vel. S2	Vel. S3	Vel. S4	Avg spd	V.Max	Hour				
1	START	70,56	98,98	105,64	123,10	95,42		13:22:29				
2	02:00,755					119,40	184,62	13:24:30				
3	02:00,656					119,50	186,21	13:26:31				
4	01:57,802					122,39	189,47	13:28:29				
5	01:56,935	141,30	111,40	111,25	129,95	123,30	188,92	13:30:26				
6	01:56,566	141,35	111,43	112,11	130,52	123,69	188,37	13:32:22				
7	01:55,077	142,43	112,53	113,89	<b>132,87</b>	125,29	189,47	13:34:17				
8	01:55,610	143,16	112,01	113,27	131,25	124,71	190,03	13:36:13				
9	<b>01:54,825</b>	143,85	<b>113,20</b>	<b>114,51</b>	131,44	<b>125,56</b>	<b>190,59</b>	13:38:08				
10	01:58,864	137,18	110,21	110,94	127,10	121,30	188,37	13:40:07				
11	PIT					111,57	186,21	13:42:16				
12	05:54,924	14,50	108,05	109,88	127,69	40,62		13:48:11				
13	02:00,655	141,03	111,15	106,52	120,85	119,50	187,28	13:50:11				
14	02:04,839	137,44	104,38	104,29	117,87	115,49	183,57	13:52:16				
15	01:55,355	143,16	112,28	114,05	131,24	124,99	187,83	13:54:12				
16	01:58,471	139,23	105,97	111,29	131,75	121,70	190,03	13:56:10				
17	01:56,515	139,95	109,31	114,41	132,09	123,74	186,74	13:58:07				
18	02:01,798	<b>144,74</b>	108,56	103,72	119,71	118,38	188,92	14:00:08				

51 - URIARTE, Brian									P.Vmax: 12		T. Ideal: 01:51,658	
Lap	Time	Vel. S1	Vel. S2	Vel. S3	Vel. S4	Avg spd	V.Max	Hour				
1	PIT	96,76	99,03	107,02	98,13	99,72		13:22:23				
2	02:34,688					93,21		13:24:58				
3	01:55,148					125,21	185,14	13:26:53				
4	01:54,666					125,74	185,67	13:28:47				
5	01:53,666	143,80	114,25	116,22	133,55	126,85	185,14	13:30:41				
6	PIT	135,08	100,09	104,44	106,02	110,39	<b>188,92</b>	13:32:52				
7	17:38,278	3,95	105,33	111,91	130,09	13,62		13:50:30				
8	01:54,092	144,31	115,63	114,75	131,25	126,37	187,28	13:52:24				
9	NULL	146,77	115,61	117,36	133,52	128,13	187,28	13:54:17				
10	NULL	146,09	116,41	117,37	133,73	128,28	186,21	13:56:09				
11	NULL	<b>147,19</b>	<b>117,00</b>	<b>118,52</b>	134,14	129,07	184,62	13:58:01				
12	01:52,345	146,11	116,20	117,18	<b>134,35</b>	128,34	185,14	13:59:53				
13	<b>01:52,120</b>	146,61	116,48	118,11	133,74	<b>128,59</b>	185,14	14:01:45				

52 - WOJCIECHOWSKI, J.									P.Vmax: 10		T. Ideal: 01:54,973	
Lap	Time	Vel. S1	Vel. S2	Vel. S3	Vel. S4	Avg spd	V.Max	Hour				
1	START	117,60	106,40	110,52	129,39	116,14		13:22:02				
2	01:55,991					124,30	181,51	13:23:58				
3	01:55,995					124,30	184,09	13:25:54				
4	01:56,070					124,22	182,54	13:27:51				
5	01:56,469					123,79	181,01	13:29:47				
6	01:56,488	142,22	110,79	113,74	129,30	123,77	182,02	13:31:43				
7	01:56,788	142,27	110,81	112,27	129,44	123,45	182,02	13:33:40				
8	01:57,060	141,77	110,24	111,81	129,83	123,17	181,01	13:35:37				
9	01:56,999	141,54	110,86	111,97	129,38	123,23	181,01	13:37:34				
10	01:56,292	142,09	111,23	112,87	130,55	123,98	180,50	13:39:31				
11	01:56,776					123,47	181,01	13:41:27				
12	PIT					116,90	180,50	13:43:31				
13	06:55,555	11,73	109,44	112,96	128,81	34,70		13:50:26				
14	01:57,691	142,57	111,71	109,14	127,70	122,51	184,09	13:52:24				
15	01:58,506	140,39	110,78	108,76	127,54	121,66	183,05	13:54:22				
16	01:55,228	143,10	<b>112,96</b>	114,52	130,59	125,13	<b>189,47</b>	13:56:18				

69 - DI PERSIO, Alessandro									P.Vmax: 17		T. Ideal: 01:56,093	
Lap	Time	Vel. S1	Vel. S2	Vel. S3	Vel. S4	Avg spd	V.Max	Hour				
1	START	98,25	101,96	109,16	125,74	108,24		13:22:12				
2	01:59,514					120,64	<b>185,67</b>	13:24:11				
3	01:59,428					120,73	185,14	13:26:10				
4	02:00,045					120,11	182,02	13:28:11				
5	01:58,729	138,40	109,42	109,99	128,49	121,44	184,09	13:30:09				
6	01:58,079	137,64	110,61	112,29	128,08	122,10	181,01	13:32:07				
7	PIT	135,36	108,93	107,23	87,72	106,71	180,00	13:34:22				
8	07:31,968					31,90		13:41:54				
9	01:58,642					121,53	177,53	13:43:53				
10	01:57,979					122,21	178,51	13:45:51				
11	01:56,547	140,31	111,97	113,03	<b>129,90</b>	123,71	179,50	13:47:48				
12	01:56,530	<b>141,54</b>	111,93	113,12	128,96	123,73	181,51	13:49:44				
13	02:03,635	139,00	109,67	94,84	125,84	116,62	181,51	13:51:48				
14	01:57,372	138,95	111,32	111,73	129,63	122,84	181,51	13:53:45				
15	01:57,245	140,04	111,09	111,78	129,49	122,97	182,02	13:55:42				
16	<b>01:56,217</b>	141,24	<b>112,44</b>	<b>113,41</b>	129,63	<b>124,06</b>	182,02	13:57:39				
17	01:56,571	140,33	111,78	113,40	129,64	123,68	177,05	13:59:35				

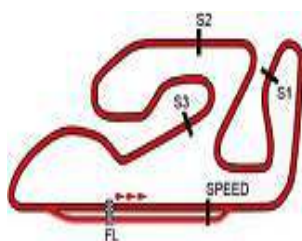
70 - DANIEL JR, Kristian									P.Vmax: 3		T. Ideal: 01:55,654	
Lap	Time	Vel. S1	Vel. S2	Vel. S3	Vel. S4	Avg spd	V.Max	Hour				
1	START	108,07	102,97	104,85	125,17	110,36		13:22:09				
2	02:01,640					118,53	<b>192,86</b>	13:24:11				
3	02:01,037					119,12	189,47	13:26:12				
4	01:59,632					120,52	191,72	13:28:11				
5	01:59,209	140,46	106,95	109,42	128,44	120,95	192,28	13:30:10				
6	01:57,362	142,94	108,62	112,04	129,36	122,85	190,59	13:32:08				
7	02:00,018	136,93	108,44	107,95	127,75	120,13	190,03	13:34:08				
8	01:58,418	143,25	108,40	110,69	126,52	121,76	187,83	13:36:06				
9	01:59,173	142,32	107,96	107,50	127,94	120,98	186,74	13:38:05				
10	01:56,839	143,52	109,47	112,70	129,42	123,40	185,14	13:40:02				
11	01:57,041					123,19	186,74	13:41:59				
12	01:56,895					123,34	187,28	13:43:56				
13	01:55,924					124,37	188,37	13:45:52				
14	<b>01:55,654</b>	<b>144,96</b>	<b>110,87</b>	<b>113,72</b>	<b>130,56</b>	<b>124,66</b>	190,03	13:47:48				

73 - RIBEIRO, Gonçalo									P.Vmax: 9		T. Ideal: 01:58,590	
Lap	Time	Vel. S1	Vel. S2	Vel. S3	Vel. S4	Avg spd	V.Max	Hour				
1	START	120,57	102,96	105,47	123,81	113,37		13:22:06				
2	NULL					117,49	184,62	13:24:08				
3	02:01,568					118,60	184,09	13:26:10				
4	02:00,164					119,99	183,57	13:28:10				
5	02:02,071	136,10	106,25	104,94	126,11	118,11	183,57	13:30:12				
6	02:11,659	104,50	103,63	104,60	125,35	109,51	187,28	13:32:24				
7	02:01,267	138,09	104,78	108,03	126,21	118,89	186,21	13:34:25				
8	02:00,130	139,16	107,76	108,43	125,87	120,02	185,67	13:36:25				
9	02:00,241	138,68	107,04	108,64	126,43	119,91	185,14	13:38:25				
10	01:59,357	139,19	108,42	109,44	127,08	120,80	184,09	13:40:25				
11	PIT					105,16	184,62	13:42:42				
12	07:38,458	10,54	101,03	104,62	123,59	31,45		13:50:20				
13	NULL	137,36	106,80	106,89	124,58	118,65	185,14	13:52:22				
14	02:00,574	137,31	107,12	108,53	126,21	119,58	185,14	13:54:22				
15	02:00,442	136,39	107,70	108,71	126,61	119,71	<b>190,03</b>	13:56:23				
16	01:59,241	139,87	107,72	109,47	127,80	120,91	186,21	13:58:22				
17	<b>01:58,590</b>	<b>140,16</b>	<b>108,62</b>	<b>110,32</b>	<b>128,26</b>	<b>121,58</b>	186,21	14:00:21				



HEADQUARTERS - Príncipe de Vergara, 183 - 28002 Madrid - Tel: +34 91 782 02 20

www.fimcevrepsol.com



Circuit Ricardo Tormo

FIM CEV REPSOL Circuit Ricardo Tormo Nov.21

VELOCIDAD EN SECTORES Qualifying Practice 2 GB Hawkers ETC

74 - BROWN, Carter								P.Vmax: 18	T. Ideal: 01:56,378
Lap	Time	Vel. S1	Vel. S2	Vel. S3	Vel. S4	Avg spd	V.Max	Hour	
1	START	3,02		46,41	119,32	10,56		13:42:43	
2	02:04,565					115,75	181,01	13:44:48	
3	02:00,652					119,50	182,02	13:46:48	
4	01:58,886	139,52	108,67	110,59	127,26	121,28	182,02	13:48:47	
5	01:58,250	140,31	109,77	111,11	127,40	121,93	183,05	13:50:45	
6	01:58,023	140,79	110,42	110,31	127,99	122,16	184,09	13:52:43	
7	01:56,743	141,27	111,30	<b>113,06</b>	129,07	123,50	184,09	13:54:40	
8	01:56,633	141,63	111,35	113,03	129,22	123,62	184,62	13:56:37	
9	<b>01:56,521</b>	<b>142,13</b>	<b>111,67</b>	112,47	<b>129,48</b>	<b>123,74</b>	<b>185,14</b>	13:58:33	

78 - ESTEBAN, Joel								P.Vmax: 3	T. Ideal: 01:53,915
Lap	Time	Vel. S1	Vel. S2	Vel. S3	Vel. S4	Avg spd	V.Max	Hour	
1	START	69,09	100,68	103,84	123,88	94,89		13:22:30	
2	02:00,380					119,77	188,37	13:24:31	
3	02:00,624					119,53	190,03	13:26:31	
4	NULL					123,31	191,15	13:28:28	
5	01:56,239	143,18	110,44	112,72	130,98	124,04	190,03	13:30:24	
6	01:56,114	145,00	110,94	111,16	131,11	124,17	191,15	13:32:21	
7	NULL	144,73	111,16	113,38	130,58	124,63	189,47	13:34:16	
8	01:58,213	136,75	109,74	111,17	130,37	121,97	189,47	13:36:14	
9	01:54,503	145,17	112,49	114,62	<b>132,49</b>	125,92	191,72	13:38:09	
10	01:59,257	145,23	110,89	104,98	124,91	120,90	192,28	13:40:08	
11	PIT					113,80	191,15	13:42:15	
12	05:45,472	15,09	105,67	108,77	128,19	41,73		13:48:00	
13	01:56,355	144,27	110,15	112,88	129,85	123,91	188,37	13:49:57	
14	01:55,225	144,70	110,82	114,40	131,95	125,13	190,59	13:51:52	
15	01:54,628	145,99	112,19	114,06	132,23	125,78	191,72	13:53:47	
16	01:54,571	145,13	112,83	114,58	131,87	125,84	<b>192,86</b>	13:55:41	
17	<b>01:53,955</b>	146,22	<b>113,10</b>	115,60	132,36	<b>126,52</b>	190,59	13:57:35	
18	01:54,178	145,72	112,76	115,52	132,25	126,28	192,28	13:59:29	
19	01:53,988	<b>146,22</b>	112,98	<b>115,63</b>	132,31	126,49	190,03	14:01:23	

87 - GOURDON, Alex								P.Vmax: 5	T. Ideal: 01:54,870
Lap	Time	Vel. S1	Vel. S2	Vel. S3	Vel. S4	Avg spd	V.Max	Hour	
1	START	63,44	98,40	107,36	126,82	92,46		13:22:34	
2	17:04,741	4,11	98,16	105,88	124,21	14,07	185,14	13:39:39	
3	01:58,914					121,25	183,57	13:41:38	
4	01:58,219					121,96	184,62	13:43:36	
5	NULL					123,41	184,09	13:45:33	
6	PIT	138,39	107,31	110,63	97,22	111,33	184,62	13:47:42	
7	02:46,351	50,69	108,07	111,00	129,44	86,67		13:50:29	
8	NULL	142,44	111,32	113,65	130,61	124,29	187,83	13:52:25	
9	01:56,915	142,97	110,96	111,03	129,45	123,32	<b>191,72</b>	13:54:22	
10	NULL	143,80	112,15	113,12	130,53	124,65	186,21	13:56:17	
11	01:55,500	<b>144,61</b>	112,15	114,23	129,52	124,83	187,83	13:58:13	
12	<b>01:55,042</b>	143,67	<b>113,01</b>	<b>114,70</b>	<b>130,70</b>	<b>125,33</b>	185,67	14:00:08	

88 - GIABBANI, Clément								P.Vmax: 1	T. Ideal: 01:54,894
Lap	Time	Vel. S1	Vel. S2	Vel. S3	Vel. S4	Avg spd	V.Max	Hour	
1	START	109,81	102,11	104,51	125,20	110,52		13:22:09	
2	02:01,776					118,40	188,92	13:24:11	
3	02:00,690					119,46	190,03	13:26:11	
4	NULL					119,13	187,28	13:28:12	
5	01:59,939	137,84	109,56	107,77	126,26	120,21	188,92	13:30:12	
6	01:59,144	138,73	108,24	109,41	128,53	121,01	193,43	13:32:11	
7	01:59,375	137,59	108,81	109,67	127,60	120,78	186,21	13:34:11	
8	01:58,735	138,07	109,86	110,31	127,91	121,43	187,28	13:36:09	

91 - UCHIUMI, Kotaro								P.Vmax: 14	T. Ideal: 01:55,994
Lap	Time	Vel. S1	Vel. S2	Vel. S3	Vel. S4	Avg spd	V.Max	Hour	
1	START	111,12	103,15	106,92	122,21	111,04		13:22:08	
2	02:01,871					118,31	184,62	13:24:10	
3	02:00,183					119,97	184,09	13:26:10	
4	01:59,765					120,39	184,09	13:28:10	
5	01:58,231	139,28	109,19	111,69	128,36	121,95	<b>187,83</b>	13:30:08	
6	01:57,459	139,86	110,04	112,54	129,22	122,75	184,09	13:32:06	
7	01:57,423	140,61	110,07	112,57	128,71	122,79	184,62	13:34:03	
8	01:56,866	140,18	111,43	113,56	128,80	123,37	184,09	13:36:00	
9	01:56,947	140,52	111,30	112,80	129,09	123,29	184,09	13:37:57	
10	<b>01:55,994</b>	<b>141,91</b>	<b>111,99</b>	<b>114,21</b>	<b>129,75</b>	<b>124,30</b>	183,57	13:39:53	
11	01:56,301					123,97	183,57	13:41:49	
12	PIT					113,23	183,57	13:43:57	

93 - PINI, Guido								P.Vmax: 19	T. Ideal: 01:54,603
Lap	Time	Vel. S1	Vel. S2	Vel. S3	Vel. S4	Avg spd	V.Max	Hour	
1	PIT	94,93	100,71	105,96	97,43	99,19		13:22:24	
2	16:04,397	4,40	97,88	105,14	123,64	14,95		13:38:28	
3	01:58,618	137,49	109,68	111,28	128,08	121,55	179,50	13:40:27	
4	PIT					114,13	181,01	13:42:33	
5	03:58,774					60,38		13:46:32	
6	01:56,651	141,65	110,99	112,98	129,58	123,60	181,51	13:48:28	
7	01:57,047	140,08	111,33	112,91	128,88	123,18	181,01	13:50:25	
8	01:58,478	141,80	111,60	105,77	128,82	121,69	182,54	13:52:24	
9	01:55,709	142,47	111,49	114,25	131,02	124,61	<b>184,09</b>	13:54:20	
10	01:55,291	142,99	112,40	115,14	130,46	125,06	<b>184,09</b>	13:56:15	
11	<b>01:54,603</b>	<b>143,44</b>	<b>113,69</b>	<b>115,35</b>	<b>131,33</b>	<b>125,81</b>	183,57	13:58:10	

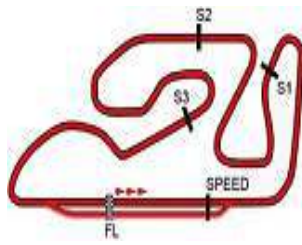
99 - SANJUAN, Remy								P.Vmax: 7	T. Ideal: 01:57,042
Lap	Time	Vel. S1	Vel. S2	Vel. S3	Vel. S4	Avg spd	V.Max	Hour	
1	START	104,36	101,92	103,86	126,57	109,10		13:22:10	
2	02:00,557					119,59	187,28	13:24:11	
3	02:00,842					119,31	188,92	13:26:12	
4	01:58,836					121,33	188,92	13:28:11	
5	01:58,692	138,38	107,55	111,00	<b>129,86</b>	121,47	<b>190,59</b>	13:30:09	
6	01:57,943	139,30	108,85	112,35	129,26	122,25	188,37	13:32:07	
7	01:58,870	137,07	110,04	109,92	128,36	121,29	185,67	13:34:06	
8	02:01,140	137,03	109,21	109,90	120,76	119,02	186,21	13:36:07	
9	01:58,569	138,42	110,58	110,26	127,54	121,60	187,28	13:38:06	
10	PIT	131,71	95,58	105,05	106,90	108,85	186,74	13:40:18	
11	07:25,651	10,89	102,70	104,93	126,05	32,35		13:47:44	
12	01:58,717	137,97	109,79	110,76	127,70	121,45	188,37	13:49:43	
13	01:58,520	139,28	110,69	109,39	127,81	121,65	186,74	13:51:41	
14	01:58,106	139,69	110,45	111,07	127,73	122,08	186,74	13:53:39	
15	01:57,980	138,05	109,94	112,20	129,00	122,21	185,14	13:55:37	
16	01:57,726	138,99	110,69	111,56	129,05	122,47	185,67	13:57:35	
17	<b>01:57,315</b>	139,34	<b>111,17</b>	<b>112,41</b>	129,05	<b>122,90</b>	185,14	13:59:32	



HEADQUARTERS - Principe de Vergara, 183 - 28002 Madrid - Tel: +34 91 782 02 20

www.fimcevrepsol.com





Circuit Ricardo Tormo

**FIM CEV REPSOL Circuit Ricardo Tormo Nov.21**

**VELOCIDAD EN SECTORES Qualifying Practice 2 GB Hawkerc ETC**

Circuit Ricardo Tormo

19-20-21 NOVEMBER 2021

**Spd. in Km/h**

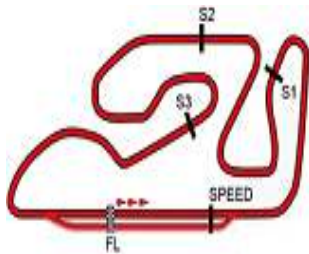
18 01:57,596 138,60 110,94 112,12 129,05 122,61 184,62 14:01:30



HEADQUARTERS – Príncipe de Vergara, 183 – 28002 Madrid – Tel.: +34 91 782 02 20

[www.fimcevrepsol.com](http://www.fimcevrepsol.com)





Circuit Ricardo Tormo

FIM CEV REPSOL Circuit Ricardo Tormo Nov.21

Velocidades máximas Qualifying Practice 2 GB Hawkercs ETC

Nombre	Equipo/Club	Vehículo	Mejores 5 velocidades máximas					Media	Max.	
88	GIABBANI, Clément	Equipe De France Ffm	HONDA	194,0	193,4	192,3	192,3	190,6	192,5	194,0
19	SOLÁ, Pol	Aspar Team	HONDA	193,4	192,9	191,2	190,6	190,6	191,7	193,4
78	ESTEBAN, Joel	Igax Team	HONDA	192,9	192,3	192,3	191,7	191,7	192,2	192,9
70	DANIEL JR, Kristian	Agr Team	HONDA	192,9	192,3	191,7	190,6	190,0	191,5	192,9
87	GOURDON, Alex	Leopard Impala Junio	HONDA	191,7	187,8	187,8	186,2	185,7	187,8	191,7
35	RUISBROEK, Matthew	Bracket	HONDA	191,2	190,0	185,7	185,7	185,1	187,5	191,2
99	SANJUAN, Remy	Mediasystem	HONDA	190,6	188,9	188,9	188,4	188,4	189,0	190,6
43	BRINTON, A. David	Igax Team	HONDA	190,6	190,0	190,0	189,5	189,5	189,9	190,6
73	RIBEIRO, Gonçalo	Lousaestradas	HONDA	190,0	187,3	186,2	186,2	186,2	187,2	190,0
12	ROULSTONE, Jacob	Leopard Impala Junio	HONDA	189,5	189,5	189,5	188,9	188,4	189,1	189,5
52	WOJCIECHOWSKI, J.	Motormania Kidzgp Team	HONDA	189,5	187,3	185,7	184,1	184,1	186,1	189,5
51	URIARTE, Brian	Team Estrella Galicia 0,0	HONDA	188,9	187,3	187,3	186,2	185,7	187,1	188,9
10	CRUCES, Adrián	Cuna De Campeones	HONDA	188,4	186,7	186,2	186,2	185,7	186,6	188,4
91	UCHIUMI, Kotaro	Fau55 Tey Racing	HONDA	187,8	184,6	184,6	184,1	184,1	185,0	187,8
27	SALMELA, Rico	Estrella Galicia 0,0	HONDA	187,8	187,3	187,3	185,7	185,7	186,7	187,8
26	ALSINA, Pau	Artbox	HONDA	186,2	185,7	184,6	184,1	184,1	184,9	186,2
69	DI PERSIO, Alessandro	Sf Racing	HONDA	185,7	185,1	184,1	182,0	182,0	183,8	185,7
74	BROWN, Carter	Krp	HONDA	185,1	184,6	184,1	184,1	183,1	184,2	185,1
93	PINI, Guido	Ac Racing Team	HONDA	184,1	184,1	183,6	182,5	181,5	183,2	184,1
2	FOURTHIOTIS, S. Marios	Fifty Motorsport	HONDA	182,5	178,5	178,0	177,5	177,5	178,8	182,5

