

FIM CEV REPSOL Circuit Ricardo Tormo Nov.21

19-20-21 NOVEMBER 2021

Laps: 9

Circuit Ricardo Tormo
Length: 4005 metros

Results

Race Last Chance Hawkerc ETC

Pos.	N.	Rider	Team	Motorcycle	Nat.	Laps	Time	Best Lap	iL	Gap	Interval	Speed	Tyr.	Pt.	Cat.
1	25	PÉREZ, Gonzalo	Finetwork Hawkerc Junior	HONDA	SPA	9	17:17,682	01:53,614	5			125,05	25	ETC	
2	84	GOURDON, Théo	Leopard Impala Junio	HONDA	FRA	9	17:19,061	01:53,808	6	00:01,379	00:01,379	124,88	20	ETC	
3	37	TINKER, Corey	Sic58 Squadra Corse	HONDA	GBR	9	17:40,614	01:55,422	8	00:22,932	00:21,553	122,35	16	ETC	
4	91	UCHIUMI, Kotaro	Fau55 Tey Racing	HONDA	JPN	9	17:41,851	01:56,077	9	00:24,169	00:01,237	122,2	13	ETC	
5	6	BARTUCCA, Jordan	Liqui Moly Intact Sic Rac	HONDA	ITA	9	17:53,316	01:57,538	5	00:35,634	00:11,465	120,9	11	ETC	
6	74	BROWN, Carter	Krp	HONDA	GBR	9	17:59,137	01:56,473	7	00:41,455	00:05,821	120,25	10	ETC	
7	69	DI PERSIO, Alessandro	Sf Racing	HONDA	ITA	9	18:06,561	01:59,024	5	00:48,879	00:07,424	119,42	9	ETC	
8	73	RIBEIRO, Gonçalo	Lousaestradas	HONDA	POR	9	18:09,900	01:59,010	9	00:52,218	00:03,339	119,06	8	ETC	
9	14	ROUSSELOT, Elie	First Academy	HONDA	FRA	9	18:17,915	02:00,547	9	01:00,233	00:08,015	118,19	7	ETC	
RETIRADOS															
.	20	VAN TRIGT, Owen	Larresport	HONDA	NED	6	11:38,073	01:53,722	5	-3 Lap	-3 Lap	123,92		ETC	
.	58	PASIUK, Mateusz	H43 Team Nobby	HONDA	POL	5	09:40,810	01:52,830	5	-4 Lap	-1 Lap	124,12		ETC	
.	99	SANJUAN, Remy	Mediasystem	HONDA	FRA	5	09:54,951	01:56,257	2	-4 Lap	00:14,141	121,17		ETC	
.	70	DANIEL JR, Kristian	Agr Team	HONDA	USA	1	03:09,573	FIRST LAP	1	-8 Lap	-4 Lap	76,06		ETC	
.	17	COLLINS, Torin	Team Mta	HONDA	CAN									ETC	

Best Lap: Rider 58 - PASIUK, Mateusz - Time: 01:52,830 at 127,79 Km/h

Circuit Ricardo Tormo

 Final Official Provisional Official

Length: 4005 Hour: 16:00:00

JURY:

Hour:

C.of the Course:

Hour: 20/11/2021

C.Timekeeper:

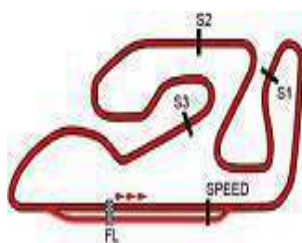
Hour: 16:35:30



HEADQUARTERS - Principe de Vergara, 183 - 28002 Madrid - Tel: +34 91 782 02 20

www.fimcevrepsol.com

Master Timing, Sport Timing Systems, cronometrajes.es - mastertiming.es by Eventronic www.eventronic.es 19FJAP63



Circuit Ricardo Tormo

FIM CEV REPSOL Circuit Ricardo Tormo Nov.21

ANALYSIS / SECTORS Race Last Chance Hawkers ETC

6		BARTUCCA, Jordan		Liqui Moly Intact Sic Rac			
		ITA		P.Vmax: 5		T. Ideal: 01:57,070	
Lap	Time	Sector 1	Sector 2	Sector 3	Sector 4	V.Max	Hour
1	FIRST LAP	00:35,769	00:32,893	00:27,701	00:32,040	144,97	16:13:18
2	01:58,792	00:27,357	00:32,113	00:27,462	00:31,860	186,21	16:15:17
3	01:57,616	00:26,859	00:31,389	00:27,091	00:32,277	186,21	16:17:15
4	01:58,848	00:27,649	00:32,009	00:27,411	00:31,779	188,92	16:19:14
5	01:57,538	00:27,154	00:31,341	00:27,147	00:31,896	185,67	16:21:11
6	01:58,355	00:27,157	00:31,762	00:27,412	00:32,024	184,62	16:23:09
7	01:57,822	00:27,229	00:31,497	00:27,204	00:31,892	184,09	16:25:07
8	01:57,696	00:27,038	00:31,393	00:27,407	00:31,858	184,62	16:27:05
9	01:58,246	00:27,181	00:31,585	00:27,529	00:31,951	183,57	16:29:03

14		ROUSSELOT, Elie		First Academy			
		FRA		P.Vmax: 10		T. Ideal: 02:00,161	
Lap	Time	Sector 1	Sector 2	Sector 3	Sector 4	V.Max	Hour
1	FIRST LAP	00:35,997	00:33,023	00:28,830	00:32,879	150,00	16:13:21
2	02:01,562	00:27,768	00:32,204	00:28,720	00:32,870	187,28	16:15:22
3	02:00,687	00:27,758	00:31,853	00:28,187	00:32,889	183,05	16:17:23
4	02:01,011	00:27,652	00:32,028	00:28,275	00:33,056	182,02	16:19:24
5	02:00,577	00:27,586	00:31,924	00:28,066	00:33,001	180,50	16:21:24
6	02:01,073	00:27,662	00:32,043	00:28,176	00:33,192	180,00	16:23:26
7	02:00,616	00:27,466	00:31,934	00:28,134	00:33,082	179,01	16:25:26
8	02:01,113	00:27,551	00:31,887	00:28,557	00:33,118	177,53	16:27:27
9	02:00,547	00:27,436	00:31,932	00:28,002	00:33,177	180,50	16:29:28

17		COLLINS, Torin		Team Mta			
		CAN		P.Vmax: 14		T. Ideal: 00:00,000	
Lap	Time	Sector 1	Sector 2	Sector 3	Sector 4	V.Max	Hour
1	FIRST LAP						16:34:22

20		VAN TRIGT, Owen		Larresport			
		NED		P.Vmax: 4		T. Ideal: 01:53,284	
Lap	Time	Sector 1	Sector 2	Sector 3	Sector 4	V.Max	Hour
1	FIRST LAP	00:34,312	00:31,235	00:27,420	00:31,890	145,29	16:13:15
2	01:55,438	00:26,870	00:30,663	00:26,730	00:31,175	187,83	16:15:10
3	01:54,626	00:26,356	00:30,598	00:26,707	00:30,965	188,37	16:17:05
4	01:54,958	00:26,577	00:30,266	00:26,031	00:32,084	190,03	16:19:00
5	01:53,722	00:26,304	00:29,984	00:26,134	00:31,300	187,83	16:20:54
6	01:54,472	00:26,808	00:30,260	00:26,222	00:31,182	187,28	16:22:48

25		PÉREZ, Gonzalo		Finetwork Hawkers Junior			
		SPA		P.Vmax: 5		T. Ideal: 01:53,136	
Lap	Time	Sector 1	Sector 2	Sector 3	Sector 4	V.Max	Hour
1	FIRST LAP	00:33,142	00:31,662	00:26,920	00:31,118	148,97	16:13:13
2	01:53,961	00:25,854	00:30,324	00:26,750	00:31,033	188,92	16:15:07
3	01:54,455	00:26,181	00:30,278	00:26,853	00:31,143	187,83	16:17:01
4	01:54,315	00:26,093	00:30,443	00:26,633	00:31,146	188,37	16:18:56
5	01:53,614	00:26,108	00:30,502	00:26,428	00:30,576	188,37	16:20:49
6	01:53,894	00:25,870	00:30,463	00:26,490	00:31,071	188,37	16:22:43
7	01:54,298	00:26,160	00:30,698	00:26,707	00:30,733	187,83	16:24:37
8	01:54,396	00:26,126	00:30,568	00:26,533	00:31,169	188,92	16:26:32
9	01:55,907	00:26,462	00:30,960	00:26,930	00:31,555	188,37	16:28:28

37		TINKER, Corey		Sic58 Squadra Corse			
		GBR		P.Vmax: 1		T. Ideal: 01:55,309	
Lap	Time	Sector 1	Sector 2	Sector 3	Sector 4	V.Max	Hour
1	FIRST LAP	00:35,096	00:31,934	00:27,415	00:31,893	148,62	16:13:16
2	01:59,050	00:27,435	00:31,984	00:27,363	00:32,268	190,03	16:15:15
3	01:56,492	00:26,938	00:30,957	00:26,943	00:31,654	185,67	16:17:12

4	01:56,174	00:26,877	00:30,869	00:26,775	00:31,653	186,74	16:19:08
5	01:57,278	00:27,289	00:31,067	00:27,199	00:31,723	191,72	16:21:05
6	01:57,603	00:27,483	00:31,643	00:26,842	00:31,635	191,15	16:23:03
7	01:55,777	00:26,801	00:30,977	00:26,618	00:31,381	184,62	16:24:59
8	01:55,422	00:26,788	00:30,522	00:26,716	00:31,396	185,14	16:26:54
9	01:56,480	00:26,868	00:30,939	00:26,945	00:31,728	184,09	16:28:51

58		PASIUK, Mateusz		H43 Team Nobby			
		POL		P.Vmax: 7		T. Ideal: 01:52,830	
Lap	Time	Sector 1	Sector 2	Sector 3	Sector 4	V.Max	Hour
1	FIRST LAP	00:34,875	00:31,283	00:27,082	00:31,838	147,61	16:13:15
2	01:55,122	00:26,841	00:30,379	00:26,370	00:31,532	188,37	16:15:10
3	01:54,350	00:26,608	00:30,196	00:26,306	00:31,240	183,57	16:17:04
4	01:53,430	00:26,104	00:30,163	00:25,943	00:31,220	183,05	16:18:58
5	01:52,830	00:26,004	00:29,831	00:25,902	00:31,093	184,62	16:20:51

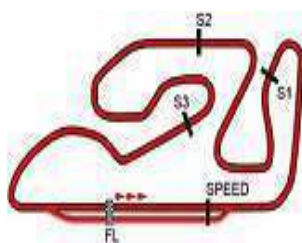
69		DI PERSIO, Alessandro		Sf Racing			
		ITA		P.Vmax: 8		T. Ideal: 01:58,544	
Lap	Time	Sector 1	Sector 2	Sector 3	Sector 4	V.Max	Hour
1	FIRST LAP	00:34,658	00:31,748	00:27,570	00:32,068	147,95	16:13:16
2	01:59,349	00:27,561	00:31,830	00:27,546	00:32,412	187,83	16:15:15
3	01:59,181	00:27,457	00:32,027	00:27,474	00:32,223	185,14	16:17:15
4	01:59,448	00:27,734	00:32,054	00:27,329	00:32,331	185,67	16:19:14
5	01:59,024	00:27,421	00:31,726	00:27,505	00:32,372	187,28	16:21:13
6	02:00,724	00:27,562	00:32,332	00:28,166	00:32,664	185,67	16:23:14
7	02:00,485	00:28,056	00:32,036	00:28,054	00:32,339	185,14	16:25:14
8	02:01,199	00:28,318	00:32,088	00:27,809	00:32,984	185,14	16:27:15
9	02:01,107	00:27,879	00:32,183	00:27,897	00:33,148	184,62	16:29:16

70		DANIEL JR, Kristian		Agr Team			
		USA		P.Vmax: 13		T. Ideal: 03:09,573	
Lap	Time	Sector 1	Sector 2	Sector 3	Sector 4	V.Max	Hour
1	PIT						16:14:20
		00:33,953	00:31,763	00:28,612	01:35,245	146,61	

73		RIBEIRO, Gonçalo		Lousaestradas			
		POR		P.Vmax: 10		T. Ideal: 01:58,912	
Lap	Time	Sector 1	Sector 2	Sector 3	Sector 4	V.Max	Hour
1	FIRST LAP	00:35,612	00:33,120	00:28,620	00:33,034	154,29	16:13:20
2	02:01,263	00:27,927	00:32,247	00:28,274	00:32,815	187,28	16:15:22
3	02:00,735	00:27,617	00:32,054	00:28,269	00:32,795	187,28	16:17:22
4	01:59,998	00:27,519	00:32,141	00:27,803	00:32,535	186,21	16:19:22
5	01:59,368	00:27,643	00:31,633	00:27,633	00:32,459	185,67	16:21:22
6	02:00,226	00:27,722	00:31,870	00:27,910	00:32,724	185,14	16:23:22
7	01:59,633	00:27,660	00:31,614	00:27,775	00:32,584	185,14	16:25:22
8	01:59,281	00:27,466	00:31,521	00:27,638	00:32,656	185,67	16:27:21
9	01:59,010	00:27,448	00:31,585	00:27,667	00:32,310	185,67	16:29:20

74		BROWN, Carter		Krp			
		GBR		P.Vmax: 3		T. Ideal: 01:56,310	
Lap	Time	Sector 1	Sector 2	Sector 3	Sector 4	V.Max	Hour
1	FIRST LAP	00:35,394	00:31,975	00:27,240	00:31,945	146,61	16:13:16
2	01:58,472	00:27,485	00:31,635	00:27,200	00:32,152	190,59	16:15:15
3	01:57,121	00:27,113	00:31,036	00:26,773	00:32,199	184,62	16:17:12
4	01:56,636	00:27,037	00:30,915	00:26,788	00:31,896	186,74	16:19:09
5	01:56,981	00:26,938	00:31,062	00:27,035	00:31,946	185,14	16:21:06
6	01:57,852	00:27,391	00:31,437	00:26,968	00:32,056	186,21	16:23:04
7	01:56,473	00:26,936	00:31,023	00:26,741	00:31,773	185,67	16:25:00
8	02:09,539	00:27,258	00:30,860	00:38,668	00:32,753	186,21	16:27:10
9	01:59,509	00:27,244	00:31,384	00:27,903	00:32,978	184,09	16:29:09





Circuit Ricardo Tormo

FIM CEV REPSOL Circuit Ricardo Tormo Nov.21

ANALYSIS / SECTORS Race Last Chance Hawkets ETC

84		GOURDON, Théo		Leopard Impala Junio			
FRA				P.Vmax: 10		T. Ideal: 01:53,735	
Lap	Time	Sector 1	Sector 2	Sector 3	Sector 4	V.Max	Hour
1	FIRST LAP	00:33,802	00:30,977	00:26,620	00:31,501	144,00	16:13:13
2	01:54,422	00:26,468	00:30,338	00:26,391	00:31,225	185,67	16:15:07
3	01:54,850	00:26,448	00:30,467	00:26,572	00:31,363	187,28	16:17:02
4	01:54,694	00:26,505	00:30,521	00:26,339	00:31,329	185,67	16:18:57
5	01:53,881	00:26,291	00:30,270	00:26,170	00:31,150	185,14	16:20:51
6	01:53,808	00:26,214	00:30,205	00:26,238	00:31,151	185,67	16:22:44
7	01:54,226	00:26,210	00:30,274	00:26,252	00:31,490	185,14	16:24:39
8	01:54,800	00:26,543	00:30,415	00:26,431	00:31,411	182,02	16:26:34
9	01:55,480	00:26,603	00:30,535	00:26,611	00:31,731	183,57	16:28:29

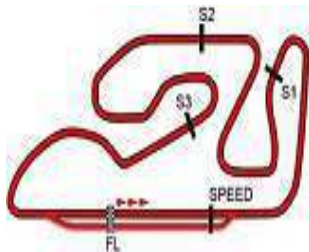
91		UCHIUMI, Kotaro		Fau55 Tey Racing			
JPN				P.Vmax: 1		T. Ideal: 01:56,020	
Lap	Time	Sector 1	Sector 2	Sector 3	Sector 4	V.Max	Hour
1	FIRST LAP	00:33,587	00:31,792	00:27,363	00:32,435	145,62	16:13:15
2	01:58,351	00:27,328	00:31,454	00:27,381	00:32,188	187,83	16:15:13
3	01:57,407	00:27,277	00:31,063	00:27,025	00:32,042	186,74	16:17:11
4	01:57,007	00:27,067	00:30,982	00:27,048	00:31,910	183,05	16:19:08
5	01:57,238	00:27,251	00:31,049	00:27,189	00:31,749	187,83	16:21:05
6	01:57,891	00:27,284	00:31,581	00:27,069	00:31,957	190,03	16:23:03
7	01:56,436	00:26,938	00:30,950	00:26,826	00:31,722	191,72	16:24:59
8	01:56,267	00:26,952	00:30,696	00:26,923	00:31,696	184,62	16:26:56
9	01:56,077	00:26,923	00:30,753	00:26,715	00:31,686	185,14	16:28:52

99		SANJUAN, Remy		Mediasystem			
FRA				P.Vmax: 8		T. Ideal: 01:56,244	
Lap	Time	Sector 1	Sector 2	Sector 3	Sector 4	V.Max	Hour
1	FIRST LAP	00:35,409	00:31,591	00:27,160	00:31,865	153,92	16:13:16
2	01:56,257	00:27,122	00:30,601	00:27,071	00:31,463	187,83	16:15:12
3	01:56,950	00:27,238	00:30,588	00:27,149	00:31,975	186,74	16:17:09
4	01:57,960	00:27,639	00:31,134	00:27,160	00:32,027	185,14	16:19:07
5	01:57,759	00:27,845	00:30,896	00:27,087	00:31,931	184,09	16:21:05



HEADQUARTERS - Principe de Vergara, 183 - 28002 Madrid - Tel: +34 91 782 02 20

www.fimcevrepso.com



Circuit Ricardo Tormo

FIM CEV REPSOL Circuit Ricardo Tormo Nov.21

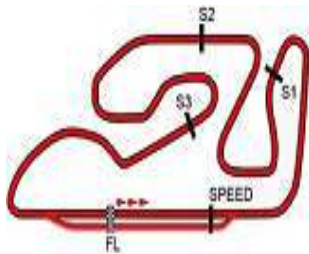
Análisis por vuelta Race Last Chance Hawkerc ETC

Lap: 1			Lap: 5			69	02:01,107	48,879
Num	Tiempo	GAP	Num	Tiempo	GAP	73	01:59,010	52,218
25	FIRST LAP		25	01:53,614		14	02:00,547	01:00,2
84	FIRST LAP	0,058	84	01:53,881	1,560			
20	FIRST LAP	2,015	58	01:52,830	1,623			
58	FIRST LAP	2,236	20	01:53,722	4,414			
91	FIRST LAP	2,335	99	01:57,759	15,764			
99	FIRST LAP	3,183	91	01:57,238	15,993			
69	FIRST LAP	3,202	37	01:57,278	16,145			
37	FIRST LAP	3,496	74	01:56,981	16,577			
74	FIRST LAP	3,712	6	01:57,538	22,010			
6	FIRST LAP	5,561	69	01:59,024	23,859			
73	FIRST LAP	7,544	73	01:59,368	32,563			
14	FIRST LAP	7,887	14	02:00,577	35,379			
70	PIT	01:06,7						
Lap: 2			Lap: 6					
Num	Tiempo	GAP	Num	Tiempo	GAP			
25	01:53,961		25	01:53,894				
84	01:54,422	0,519	84	01:53,808	1,474			
58	01:55,122	3,397	20	01:54,472	4,992			
20	01:55,438	3,492	37	01:57,603	19,854			
99	01:56,257	5,479	91	01:57,891	19,990			
91	01:58,351	6,725	74	01:57,852	20,535			
74	01:58,472	8,223	6	01:58,355	26,471			
37	01:59,050	8,585	69	02:00,724	30,689			
69	01:59,349	8,590	73	02:00,226	38,895			
6	01:58,792	10,392	14	02:01,073	42,558			
73	02:01,263	14,846						
14	02:01,562	15,488	Lap: 7					
Lap: 3			Num	Tiempo	GAP			
Num	Tiempo	GAP	25	01:54,298				
25	01:54,455		84	01:54,226	1,402			
84	01:54,850	0,914	37	01:55,777	21,333			
58	01:54,350	3,292	91	01:56,436	22,128			
20	01:54,626	3,663	74	01:56,473	22,710			
99	01:56,950	7,974	6	01:57,822	29,995			
91	01:57,407	9,677	69	02:00,485	36,876			
37	01:56,492	10,622	73	01:59,633	44,230			
74	01:57,121	10,889	14	02:00,616	48,876			
69	01:59,181	13,316	Lap: 8					
6	01:57,616	13,553	Num	Tiempo	GAP			
73	02:00,735	21,126	25	01:54,396				
14	02:00,687	21,720	84	01:54,800	1,806			
Lap: 4			37	01:55,422	22,359			
Num	Tiempo	GAP	91	01:56,267	23,999			
25	01:54,315		6	01:57,696	33,295			
84	01:54,694	1,293	74	02:09,539	37,853			
58	01:53,430	2,407	69	02:01,199	43,679			
20	01:54,958	4,306	73	01:59,281	49,115			
99	01:57,960	11,619	14	02:01,113	55,593			
91	01:57,007	12,369	17	FIRST LAP	58,102			
37	01:56,174	12,481	Lap: 9					
74	01:56,636	13,210	Num	Tiempo	GAP			
6	01:58,848	18,086	25	01:55,907				
69	01:59,448	18,449	84	01:55,480	1,379			
73	01:59,998	26,809	37	01:56,480	22,932			
14	02:01,011	28,416	91	01:56,077	24,169			
			6	01:58,246	35,634			
			74	01:59,509	41,455			



HEADQUARTERS - Príncipe de Vergara, 183 - 28002 Madrid - Tel.: +34 91 782 02 20

www.fimcevrepsol.com



Circuit Ricardo Tormo

FIM CEV REPSOL Circuit Ricardo Tormo Nov.21

Velocidades máximas Race Last Chance Hawkerc ETC

Nombre	Equipo/Club	Vehículo	Mejores 5 velocidades máximas					Media	Max.
37 TINKER, Corey	Sic58 Squadra Corse	HONDA	191,7	191,2	190,0	186,7	185,7	189,1	191,7
91 UCHIUMI, Kotaro	Fau55 Tey Racing	HONDA	191,7	190,0	187,8	187,8	186,7	188,8	191,7
74 BROWN, Carter	Krp	HONDA	190,6	186,7	186,2	186,2	185,7	187,1	190,6
20 VAN TRIGT, Owen	Larresport	HONDA	190,0	188,4	187,8	187,8	187,3	188,3	190,0
6 BARTUCCA, Jordan	Liqui Moly Intact Sic Rac	HONDA	188,9	186,2	186,2	185,7	184,6	186,3	188,9
25 PÉREZ, Gonzalo	Finetwork Hawkerc Junior	HONDA	188,9	188,9	188,4	188,4	188,4	188,6	188,9
58 PASIUK, Mateusz	H43 Team Nobby	HONDA	188,4	184,6	183,6	183,1	147,6	177,4	188,4
69 DI PERSIO, Alessandro	Sf Racing	HONDA	187,8	187,3	185,7	185,7	185,1	186,3	187,8
99 SANJUAN, Remy	Mediasystem	HONDA	187,8	186,7	185,1	184,1	153,9	179,5	187,8
14 ROUSSELOT, Elie	First Academy	HONDA	187,3	183,1	182,0	180,5	180,5	182,7	187,3
73 RIBEIRO, Gonçalo	Lousaestradas	HONDA	187,3	187,3	186,2	185,7	185,7	186,4	187,3
84 GOURDON, Théo	Leopard Impala Junio	HONDA	187,3	185,7	185,7	185,7	185,1	185,9	187,3
70 DANIEL JR, Kristian	Agr Team	HONDA	146,6					146,6	146,6
17 COLLINS, Torin	Team Mta	HONDA							



HEADQUARTERS - Príncipe de Vergara, 183 - 28002 Madrid - Tel: +34 91 782 02 20

www.fimcevrepso.com



Circuit Ricardo Tormo

Race Last Chance Hawkerc ETC

LISTADO DEL CUADRANTE

	V1	V2	V3	V4	V5	V6	V7	V8	V9
25 - PÉREZ, Gonzalo	25	25	25	25	25	25	25	25	25
84 - GOURDON, Théo	84	84	84	84	84	84	84	84	84
37 - TINKER, Corey	20	58	58	58	58	20	37	37	37
91 - UCHIUMI, Kotaro	58	20	20	20	20	37	91	91	91
6 - BARTUCCA, Jordan	91	99	99	99	99	91	74	6	6
74 - BROWN, Carter	99	91	91	91	91	74	6	74	74
69 - DI PERSIO, Alessandro	69	74	37	37	37	6	69	69	69
73 - RIBEIRO, Gonçalo	37	37	74	74	74	69	73	73	73
14 - ROUSSELOT, Elie	74	69	69	6	6	73	14	14	14
- RETIRADOS	6	6	6	69	69	14			
20 - VAN TRIGT, Owen	73	73	73	73	73				
58 - PASIUK, Mateusz	14	14	14	14	14				
99 - SANJUAN, Remy	70P								
70 - DANIEL JR, Krislian	17								
17 - COLLINS, Torin									

Presidente del Jurado

Director de Carrera

Cronometrador

