

**GRAND PRIX OF QATAR**  
**Free Practice Nr. 3**  
**Classification**

**10**

	Rider	Nation	Team	Motorcycle	Time	Lap Total	Gap	Top Speed
1	7 <b>Dennis FOGGIA</b>	ITA	Leopard Racing	HONDA	<b>2'05.370</b>	7 10		<b>242.6</b>
2	16 <b>Andrea MIGNO</b>	ITA	Rivacold Snipers Team	HONDA	<b>2'05.523</b>	13 14	0.153 0.153	<b>241.0</b>
3	27 <b>Kaito TOBA</b>	JPN	CIP Green Power	KTM	<b>2'05.526</b>	12 13	0.156 0.003	<b>242.1</b>
4	99 <b>Carlos TATAY</b>	SPA	CFMOTO Racing PruestelGP	CFMOTO	<b>2'05.942</b>	11 15	0.572 0.416	<b>238.9</b>
5	66 <b>Joel KELSO</b>	AUS	CIP Green Power	KTM	<b>2'06.259</b>	11 12	0.889 0.317	<b>236.3</b>
6	28 <b>Izan GUEVARA</b>	SPA	Gaviota GASGAS Aspar Team	GASGAS	<b>2'06.335</b>	10 16	0.965 0.076	<b>246.0</b>
7	11 <b>Sergio GARCIA</b>	SPA	Gaviota GASGAS Aspar Team	GASGAS	<b>2'06.362</b>	12 12	0.992 0.027	<b>243.2</b>
8	48 <b>Ivan ORTOLÁ</b>	SPA	Angeluss MTA Team	KTM	<b>2'06.564</b>	8 12	1.194 0.202	<b>240.5</b>
9	71 <b>Ayumu SASAKI</b>	JPN	Sterilgarda Husqvarna Max	HUSQVARNA	<b>2'06.776</b>	9 12	1.406 0.212	<b>241.6</b>
10	96 <b>Daniel HOLGADO</b>	SPA	Red Bull KTM Ajo	KTM	<b>2'06.809</b>	10 10	1.439 0.033	<b>239.4</b>
11	24 <b>Tatsuki SUZUKI</b>	JPN	Leopard Racing	HONDA	<b>2'06.810</b>	8 11	1.440 0.001	<b>242.1</b>
12	31 <b>Adrian FERNANDEZ</b>	SPA	Red Bull KTM Tech3	KTM	<b>2'06.835</b>	13 13	1.465 0.025	<b>239.4</b>
13	17 <b>John MCPHEE</b>	GBR	Sterilgarda Husqvarna Max	HUSQVARNA	<b>2'07.040</b>	8 11	1.670 0.205	<b>238.4</b>
14	10 <b>Diogo MOREIRA</b>	BRA	MT Helmets - MSI	KTM	<b>2'07.179</b>	12 12	1.809 0.139	<b>240.0</b>
15	18 <b>Matteo BERTELLE</b>	ITA	QJMotor Avintia Racing Team	KTM	<b>2'07.192</b>	9 15	1.822 0.013	<b>238.4</b>
16	53 <b>Deniz ÖNCÜ</b>	TUR	Red Bull KTM Tech3	KTM	<b>2'07.268</b>	8 12	1.898 0.076	<b>239.4</b>
17	82 <b>Stefano NEPA</b>	ITA	Angeluss MTA Team	KTM	<b>2'07.363</b>	14 14	1.993 0.095	<b>243.7</b>
18	54 <b>Riccardo ROSSI</b>	ITA	SIC58 Squadra Corse	HONDA	<b>2'07.386</b>	3 11	2.016 0.023	<b>244.8</b>
19	67 <b>Alberto SURRA</b>	ITA	Rivacold Snipers Team	HONDA	<b>2'07.559</b>	9 11	2.189 0.173	<b>236.3</b>
20	5 <b>Jaume MASIA</b>	SPA	Red Bull KTM Ajo	KTM	<b>2'07.644</b>	3 11	2.274 0.085	<b>240.0</b>
21	23 <b>Elia BARTOLINI</b>	ITA	QJMotor Avintia Racing Team	KTM	<b>2'07.852</b>	7 10	2.482 0.208	<b>237.3</b>
22	19 <b>Scott OGDEN</b>	GBR	VisionTrack Racing Team	HONDA	<b>2'07.877</b>	12 12	2.507 0.025	<b>232.7</b>
23	64 <b>Mario AJI</b>	INA	Honda Team Asia	HONDA	<b>2'07.880</b>	8 11	2.510 0.003	<b>233.7</b>
24	20 <b>Lorenzo FELLON</b>	FRA	SIC58 Squadra Corse	HONDA	<b>2'08.054</b>	3 7	2.684 0.174	<b>242.6</b>
25	22 <b>Ana CARRASCO</b>	SPA	BOE SKX	KTM	<b>2'08.063</b>	10 13	2.693 0.009	<b>236.8</b>
26	43 <b>Xavier ARTIGAS</b>	SPA	CFMOTO Racing PruestelGP	CFMOTO	<b>2'08.102</b>	9 13	2.732 0.039	<b>242.6</b>
27	6 <b>Ryusei YAMANAKA</b>	JPN	MT Helmets - MSI	KTM	<b>2'08.193</b>	3 10	2.823 0.091	<b>242.6</b>
28	70 <b>Joshua WHATLEY</b>	GBR	VisionTrack Racing Team	HONDA	<b>2'08.748</b>	8 14	3.378 0.555	<b>234.2</b>
29	87 <b>Gerard RIU MALE</b>	SPA	BOE SKX	KTM	<b>2'09.141</b>	7 12	3.771 0.393	<b>239.4</b>

Practice condition: **Dry**  
 Air: **28°**  
 Humidity: **46%**  
 Ground: **39°**

<b>Fastest Lap:</b>	Lap: 7	<b>Dennis FOGGIA</b>	<b>2'05.370</b>	154.4 Km/h
<b>Best Race Lap:</b>	2019	<b>Romano FENATI</b>	<b>2'05.403</b>	154.4 Km/h
<b>All Time Lap Record:</b>	2021	<b>Darryn BINDER</b>	<b>2'04.075</b>	156.0 Km/h

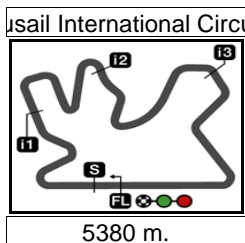
The results are provisional until the end of the limit for protest and appeals.

Time limit for protest expires 30' after publication of the results - ..... Time: .....

These data/results cannot be reproduced, stored and/or transmitted in whole or in part by any manner of electronic, mechanical, photocopying, recording, broadcasting or otherwise now known or herein after developed without the previous express consent by the copyright owner, except for reproduction in daily press and regular printed publications on sale to the public within 60 days of the event related to those data/results and always provided that copyright symbol appears together as follows below.

© DORNA, 2022





Results and timing service provided by TISSOT

Moto3™

# GRAND PRIX OF QATAR

## Free Practice Nr. 3

### Combined Free Practice Times

11

	Rider	Nation	Team	MOTORCYCLE	FP1	FP2	FP3	Gap
1	28 <b>I.GUEVARA</b>	SPA	Gaviota GASGAS Aspar Team	GASGAS	2'07.662 10	<b>2'04.920</b> 12	2'06.335 10	
2	17 <b>J.MCPHEE</b>	GBR	Sterilgarda Husqvarna Max	HUSQVARNA	2'07.600 12	<b>2'05.344</b> 11	2'07.040 8	0.424 0.424
3	7 <b>D.FOGGIA</b>	ITA	Leopard Racing	HONDA	2'05.414 12	2'05.713 9	<b>2'05.370</b> 7	0.450 0.026
4	24 <b>T.SUZUKI</b>	JPN	Leopard Racing	HONDA	2'06.820 13	<b>2'05.445</b> 12	2'06.810 8	0.525 0.075
5	11 <b>S.GARCIA</b>	SPA	Gaviota GASGAS Aspar Team	GASGAS	2'08.486 12	<b>2'05.503</b> 11	2'06.362 12	0.583 0.058
6	16 <b>A.MIGNO</b>	ITA	Rivacold Snipers Team	HONDA	2'06.384 13	<b>2'05.507</b> 12	2'05.523 13	0.587 0.004
7	27 <b>K.TOBA</b>	JPN	CIP Green Power	KTM	2'07.257 15	2'05.995 12	<b>2'05.526</b> 12	0.606 0.019
8	5 <b>J.MASIA</b>	SPA	Red Bull KTM Ajo	KTM	2'07.099 13	<b>2'05.574</b> 12	2'07.644 3	0.654 0.048
9	99 <b>C.TATAY</b>	SPA	CFMOTO Racing PruestelGP	CFMOTO	2'06.554 11	<b>2'05.612</b> 12	2'05.942 11	0.692 0.038
10	43 <b>X.ARTIGAS</b>	SPA	CFMOTO Racing PruestelGP	CFMOTO	2'07.258 13	<b>2'05.781</b> 11	2'08.102 9	0.861 0.169
11	54 <b>R.ROSSI</b>	ITA	SIC58 Squadra Corse	HONDA	2'06.912 12	<b>2'05.830</b> 11	2'07.386 3	0.910 0.049
12	6 <b>R.YAMANAKA</b>	JPN	MT Helmets - MSI	KTM	2'07.499 4	<b>2'06.057</b> 12	2'08.193 3	1.137 0.227
13	66 <b>J.KELSO</b>	AUS	CIP Green Power	KTM	2'08.621 10	<b>2'06.155</b> 12	2'06.259 11	1.235 0.098
14	53 <b>D.ÖNCÜ</b>	TUR	Red Bull KTM Tech3	KTM	2'07.639 11	<b>2'06.199</b> 11	2'07.268 8	1.279 0.044
15	96 <b>D.HOLGADO</b>	SPA	Red Bull KTM Ajo	KTM	2'07.120 12	<b>2'06.200</b> 11	2'06.809 10	1.280 0.001
16	31 <b>A.FERNANDEZ</b>	SPA	Red Bull KTM Tech3	KTM	2'08.622 8	<b>2'06.270</b> 13	2'06.835 13	1.350 0.070
17	20 <b>L.FELLON</b>	FRA	SIC58 Squadra Corse	HONDA	2'07.093 12	<b>2'06.291</b> 10	2'08.054 3	1.371 0.021
18	48 <b>I.ORTOLÁ</b>	SPA	Angeluss MTA Team	KTM	2'08.668 15	2'06.698 11	<b>2'06.564</b> 8	1.644 0.273
19	82 <b>S.NEPA</b>	ITA	Angeluss MTA Team	KTM	2'07.534 15	<b>2'06.626</b> 12	2'07.363 14	1.706 0.062
20	67 <b>A.SURRA</b>	ITA	Rivacold Snipers Team	HONDA	2'07.021 12	<b>2'06.651</b> 11	2'07.559 9	1.731 0.025
21	19 <b>S.OGDEN</b>	GBR	VisionTrack Racing Team	HONDA	2'08.729 16	<b>2'06.697</b> 13	2'07.877 12	1.777 0.046
22	71 <b>A.SASAKI</b>	JPN	Sterilgarda Husqvarna Max	HUSQVARNA	2'07.807 14	2'07.112 4	<b>2'06.776</b> 9	1.856 0.079
23	64 <b>M.AJI</b>	INA	Honda Team Asia	HONDA	2'08.748 14	<b>2'07.149</b> 10	2'07.880 8	2.229 0.373
24	10 <b>D.MOREIRA</b>	BRA	MT Helmets - MSI	KTM	2'07.694 11	2'07.255 10	<b>2'07.179</b> 12	2.259 0.030
25	18 <b>M.BERTELLE</b>	ITA	QJMotor Avintia Racing Team	KTM	2'08.864 12	2'07.399 12	<b>2'07.192</b> 9	2.272 0.013
26	23 <b>E.BARTOLINI</b>	ITA	QJMotor Avintia Racing Team	KTM	2'09.243 12	<b>2'07.486</b> 12	2'07.852 7	2.566 0.294
27	22 <b>A.CARRASCO</b>	SPA	BOE SKX	KTM	2'10.001 9	2'08.849 10	<b>2'08.063</b> 10	3.143 0.577
28	87 <b>G.RIU MALE</b>	SPA	BOE SKX	KTM	2'10.549 11	<b>2'08.615</b> 13	2'09.141 7	3.695 0.552
29	70 <b>J.WHATLEY</b>	GBR	VisionTrack Racing Team	HONDA	2'10.049 15	2'08.923 15	<b>2'08.748</b> 8	3.828 0.133

<b>Pole Position Record:</b>	2021	<b>Darryn BINDER</b>	<b>2'04.075</b>	156.0 Km/h
<b>Best Race Lap:</b>	2019	<b>Romano FENATI</b>	<b>2'05.403</b>	154.4 Km/h
<b>All Time Lap Record:</b>	2021	<b>Darryn BINDER</b>	<b>2'04.075</b>	156.0 Km/h

The results are provisional until the end of the limit for protest and appeals.

Time limit for protest expires 60' after publication of the results - ..... Time: .....

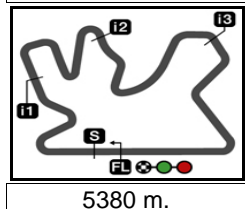
These data/results cannot be reproduced, stored and/or transmitted in whole or in part by any manner of electronic, mechanical, photocopying, recording, broadcasting or otherwise now known or herein after developed without the previous express consent by the copyright owner, except for reproduction in daily press and regular printed publications on sale to the public within 60 days of the event related to those data/results and always provided that copyright symbol appears together as follows below.

© DORNA, 2022

Official MotoGP Timing by TISSOT  
www.motogp.com

Doha, Saturday, March 05, 2022





## GRAND PRIX OF QATAR

### Free Practice Nr. 3

### Top Speed & Average

12

Rider	Nation	Motorcycle	Top 5 speeds					Average	Top
28 Izan GUEVARA	SPA	GASGAS	246.0	243.7	243.7	241.0	241.0	242.7	246.0
54 Riccardo ROSSI	ITA	HONDA	244.8	243.2	243.2	242.6	241.0	242.6	244.8
82 Stefano NEPA	ITA	KTM	243.7	241.6	237.3	237.3	236.8	238.9	243.7
11 Sergio GARCIA	SPA	GASGAS	243.2	242.1	240.5	238.4	237.8	240.4	243.2
6 Ryusei YAMANAKA	JPN	KTM	242.6	240.0	240.0	238.9	232.7	238.8	242.6
7 Dennis FOGGIA	ITA	HONDA	242.6	241.6	240.5	240.5	240.0	241.0	242.6
20 Lorenzo FELLON	FRA	HONDA	242.6	240.5	239.4	238.4	237.3	239.6	242.6
43 Xavier ARTIGAS	SPA	CFMOTO	242.6	240.0	237.8	237.8	236.3	238.9	242.6
24 Tatsuki SUZUKI	JPN	HONDA	242.1	241.0	240.5	238.9	238.9	240.3	242.1
27 Kaito TOBA	JPN	KTM	242.1	241.6	236.8	236.8	236.3	238.7	242.1
71 Ayumu SASAKI	JPN	HUSQVARNA	241.6	241.6	241.0	240.5	240.0	240.8	241.6
16 Andrea MIGNO	ITA	HONDA	241.0	240.5	240.0	240.0	240.0	240.3	241.0
48 Ivan ORTOLÁ	SPA	KTM	240.5	240.0	239.4	238.4	237.8	238.8	240.5
5 Jaume MASIA	SPA	KTM	240.0	239.4	239.4	239.4	238.9	239.4	240.0
10 Diogo MOREIRA	BRA	KTM	240.0	238.4	237.8	237.8	232.7	236.6	240.0
31 Adrian FERNANDEZ	SPA	KTM	239.4	239.4	238.4	236.3	236.3	237.7	239.4
53 Deniz ÖNCÜ	TUR	KTM	239.4	235.8	235.2	235.2	235.2	236.2	239.4
87 Gerard RIU MALE	SPA	KTM	239.4	239.4	237.3	236.8	236.8	237.9	239.4
96 Daniel HOLGADO	SPA	KTM	239.4	238.9	237.3	236.8	236.3	237.5	239.4
99 Carlos TATAY	SPA	CFMOTO	238.9	238.9	238.4	238.4	237.8	238.5	238.9
17 John MCPHEE	GBR	HUSQVARNA	238.4	237.8	237.8	237.8	237.8	237.9	238.4
18 Matteo BERTELLE	ITA	KTM	238.4	237.3	237.3	237.3	237.3	237.5	238.4
23 Elia BARTOLINI	ITA	KTM	237.3	236.8	236.8	235.8	235.8	236.5	237.3
22 Ana CARRASCO	SPA	KTM	236.8	236.3	235.8	235.8	235.2	236.0	236.8
66 Joel KELSO	AUS	KTM	236.3	235.2	233.7	233.7	233.7	234.5	236.3
67 Alberto SURRA	ITA	HONDA	236.3	236.3	235.2	234.7	233.7	235.0	236.3
70 Joshua WHATLEY	GBR	HONDA	234.2	233.7	232.7	232.2	231.7	232.9	234.2
64 Mario AJI	INA	HONDA	233.7	233.2	231.2	228.8	228.3	230.3	233.7
19 Scott OGDEN	GBR	HONDA	232.7	231.7	231.7	231.7	230.2	231.6	232.7

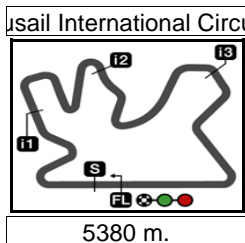
These data/results cannot be reproduced, stored and/or transmitted in whole or in part by any manner of electronic, mechanical, photocopying, recording, broadcasting or otherwise now known or herein after developed without the previous express consent by the copyright owner, except for reproduction in daily press and regular printed publications on sale to the public within 60 days of the event related to those data/results and always provided that copyright symbol appears together as follows below.

© DORNA, 2022

Official MotoGP Timing by TISSOT  
www.motogp.com



Doha, Saturday, March 05, 2022



GRAND PRIX OF QATAR

Free Practice Nr. 3

Chronological Analysis of Performances

13

\* Lap / Sector time cancelled      T1 Time from finish line to 1st intermediate      T3 Time from 2nd intermed. to 3rd intermed.  
P Crossing the finish line in pit lane      T2 Time from 1st intermed. to 2nd intermed.      T4 Time from 3rd intermediate to finish line

Lap	Lap Time	T1	T2	T3	T4	Speed	Lap	Lap Time	T1	T2	T3	T4	Speed
<b>1st 7 Dennis FOGGIA</b> Leopard Racing ITA Runs=2 Total laps=10 Full laps=3							<b>4th 99 Carlos TATAY</b> CFMOTO Racing Pru SPA Runs=1 Total laps=15 Full laps=11						
1	3'54.211	31.430	32.430	30.829	36.305	149.7	1	3'41.945	35.523	34.668	33.082	37.281	134.6
2	2'06.884 *	28.120	31.977	30.778	36.009*	242.6	2	2'07.800	28.423	32.203	30.989	36.185	237.8
3	2'06.421	27.935	31.790	30.643	36.053	240.0	3	2'07.086	28.109	31.870	30.931	36.176	237.3
4	2'07.420 P	30.778	32.029	30.711	33.902	237.3	4	2'07.434	28.161	31.985	30.957	36.331	237.3
5	2'14.691 *	34.062	33.384	31.321	35.924*	151.6	5	2'07.154	28.109	31.959	30.901	36.185	237.3
6	2'05.698	27.835	31.555	30.489	35.819	241.6	6	2'07.101	28.071	31.874	30.888	36.268	237.3
7	2'05.370	27.631	31.636	30.331	35.772	240.5	7	2'10.024	28.127	31.971	33.196	36.730	238.4
8	2'13.176 P	32.723	35.095	31.397	33.961	240.5	8	2'05.767 P	28.329	33.187	31.716	32.535	238.4
9	2'16.103 *	31.356	33.662	33.034*	38.051*	152.1	9	2'12.007	32.343	32.134	31.049	36.481	135.6
10	2'07.593 *	27.800	31.633	30.409	37.751*	239.4	10	2'06.144	27.876	31.613	30.581	36.074	238.9
							11 2'05.942 27.791 31.537 30.566 36.048 238.9						
							12 2'06.393 27.929 31.735 30.734 35.995 237.3						
							13 2'11.081 * 30.912 32.876 31.089 36.204* 237.3						
							14 2'07.524 28.046 31.801 31.237 36.440 235.8						
							15 2'06.746 27.999 31.801 30.833 36.113 237.3						
<b>2nd 16 Andrea MIGNO</b> Rivacold Snipers Tea ITA Runs=2 Total laps=14 Full laps=8							<b>5th 66 Joel KELSO</b> CIP Green Power AUS Runs=2 Total laps=12 Full laps=7						
1	3'47.455	33.076	33.134	31.676	37.674	144.9	1	3'10.617	36.045	34.122	31.920	36.794	125.8
2	2'08.387 *	28.598	32.346	30.985	36.458*	239.4	2	2'09.428	28.605	32.747	31.409	36.667	232.2
3	2'07.774	28.249	32.196	30.968	36.361	238.9	3	2'09.040	28.483	32.558	31.572	36.427	231.2
4	2'15.384	32.567	35.496	31.085	36.236	240.0	4	2'08.357	28.310	32.455	31.299	36.293	235.2
5	2'07.257	28.205	32.093	30.851	36.108	239.4	5	2'08.412	28.366	32.359	31.188	36.499	233.7
6	2'02.274 P	28.241	32.121	30.812	31.100	240.0	6	2'04.801 P	28.545	32.538	31.381	32.337	231.7
7	2'12.280	31.989	32.591	31.338	36.362	150.0	7	2'12.278	31.995	32.667	31.188	36.428	149.5
8	2'06.823	28.081	31.950	30.744	36.048	238.9	8	2'07.910	28.190	32.247	31.076	36.397	233.7
9	2'06.322	27.840	31.729	30.823	35.930	240.5	9	2'09.733 P	28.482	33.281	32.451	35.519	233.2
10	2'06.221	27.851	31.676	30.673	36.021	240.0	10	2'19.386	35.878	35.917	31.253	36.338	122.3
11	2'05.986 P	30.215	32.841	31.308	31.622	237.8	11	2'06.259	27.867	31.799	30.739	35.854	233.7
12	2'12.467	33.848	32.158	30.674	35.787	147.9	12	2'07.108	27.963	31.916	30.984	36.245	236.3
13	2'05.523	27.743	31.580	30.445	35.755	240.0							
14	2'05.854	27.772	31.797	30.497	35.788	241.0							
<b>3rd 27 Kaito TOBA</b> CIP Green Power JPN Runs=2 Total laps=13 Full laps=8							<b>6th 28 Izan GUEVARA</b> Gaviota GASGAS As SPA Runs=1 Total laps=16 Full laps=12						
1	3'11.283	33.352	33.577	31.598	36.994	142.8	1	3'53.483	32.502	32.951	31.463	36.566	138.4
2	2'09.173	28.631	32.854	31.255	36.433	236.8	2	2'08.023	28.279	32.477	31.100	36.167	240.5
3	2'08.471	28.173	32.547	31.312	36.439	236.8	3	2'07.639	28.105	32.275	31.148	36.111	243.7
4	2'08.462	28.390	32.350	31.281	36.441	233.7	4	2'07.850	28.229	32.372	31.115	36.134	241.0
5	2'05.490 P	28.350	32.172	31.210	33.758	234.7	5	2'07.793	28.062	32.393	31.009	36.329	240.0
6	2'12.521	32.048	32.478	31.050	36.945	149.3	6	2'07.884 *	28.153	32.381	31.104	36.246*	238.9
7	2'06.512	27.827	31.899	30.679	36.107	242.1	7	2'07.641 P	28.748	32.495	31.367	35.031	238.9
8	2'06.646	27.945	31.811	30.859	36.031	235.2	8	2'11.899 *	32.680	32.261	30.829	36.129*	136.0
9	2'06.870	28.110	31.910	30.781	36.069	234.7	9	2'06.404	27.913	31.922	30.708	35.861	241.0
10	2'04.506 P	27.997	33.547	31.125	31.837	234.7	10	2'06.335	27.853	31.929	30.659	35.894	240.5
11	2'19.475	36.667	34.826	31.337	36.645	124.1	11	2'06.505	27.859	31.934	30.827	35.885	240.5
12	2'05.526	27.621	31.638	30.469	35.798	241.6							
13	2'05.694	27.785	31.561	30.508	35.840	236.3							

**Fastest Lap:** Dennis FOGGIA Leopard Racing ITA 2'05.370 27.631 31.636 30.331 35.772

These data/results cannot be reproduced, stored and/or transmitted in whole or in part by any manner of electronic, mechanical, photocopying, recording, broadcasting or otherwise now known or herein after developed without the previous express consent by the copyright owner, except for reproduction in daily press and regular printed publications on sale to the public within 60 days of the event related to those data/results and always provided that copyright symbol appears together as follows below.  
© DORNA, 2022



# Free Practice Nr. 3

# Moto3

Lap	Lap Time	T1	T2	T3	T4	Speed	Lap	Lap Time	T1	T2	T3	T4	Speed
12	2'06.596	27.897	31.898	30.820	35.981	241.0	4	2'08.399	28.183	32.415	31.482	36.319	238.9
13	2'06.710	27.946	31.958	30.828	35.978	240.0	5	2'11.576 P	28.390	35.430	32.816	34.940	235.2
14	2'06.563	27.987	31.989	30.702	35.885	240.0	6	2'16.442	35.911	33.275	31.209	36.047	116.0
15	2'06.356	27.805	31.914	30.755	35.882	243.7	7	2'07.071	28.192	31.978	30.847	36.054	236.3
16	2'06.913	27.864	32.092	30.978	35.979	246.0	8	2'12.032 P	30.521	35.459	31.767	34.285	237.3
<b>7th 11 Sergio GARCIA</b> Gaviota GASGAS As SPA							<b>11th 24 Tatsuki SUZUKI</b> Leopard Racing JPN						
Runs=3 Total laps=12 Full laps=5							Runs=2 Total laps=11 Full laps=3						
1	3'54.634	32.277	32.535	30.922	36.282	145.1	1	3'26.847	32.753	33.351	31.298	36.576	148.1
2	2'07.451	28.073	32.365	30.869	36.144	243.2	2	2'08.253 *	28.315	32.492	30.990	36.456*	238.9
3	2'07.349	28.134	32.329	30.805	36.081	240.5	3	2'08.012	28.199	32.231	31.125	36.457	238.4
4	2'03.450 P	28.312	32.459	31.010	31.669	242.1	4	2'11.787 P	30.844	32.991	31.582	36.370	237.8
5	2'10.833	31.595	32.374	30.839	36.025	151.4	5	2'14.993	34.977	32.308	31.165	36.543	148.1
6	2'06.965	28.012	32.045	30.928	35.980	237.3	6	2'08.743	28.894	32.443	31.310	36.096	238.9
7	2'03.597 P	28.123	32.408	30.863	32.203	236.8	7	2'07.068 *	28.027	32.140	30.870	36.031*	240.5
8	2'14.641 *	34.554	32.580	31.023	36.484*	146.9	8	2'06.810	27.726	32.089	30.793	36.202	242.1
9	2'07.913	28.106	32.625	30.994	36.188	237.8	9	2'13.659 P	30.807	35.621	31.454	35.777	234.7
10	2'02.301 P	28.077	32.178	30.916	31.130	236.3	10	2'25.291 *	35.811	34.482	33.723*	41.275	111.9
11	2'25.355 *	32.312	37.323	35.069*	40.651*	128.8	11	2'07.622 *	27.958	32.157	30.753	36.754*	241.0
12	2'06.362	27.851	31.963	30.513	36.035	238.4	<b>12th 31 Adrian FERNANDEZ</b> Red Bull KTM Tech3 SPA						
<b>8th 48 Ivan ORTOLÁ</b> Angeluss MTA Team SPA							Runs=2 Total laps=13 Full laps=7						
Runs=2 Total laps=12 Full laps=5							1	3'32.621	33.082	33.121	31.554	37.868	144.5
1	3'42.495	33.017	35.181	35.121	39.710	146.3	2	2'09.008 *	28.539	32.465	31.525	36.479*	236.3
2	2'08.414	28.520	32.485	31.066	36.343	240.5	3	2'07.569	28.371	32.173	30.915	36.110	234.2
3	2'10.207	28.441	32.340	31.253	38.173	237.8	4	2'07.949	28.362	32.293	31.017	36.277	238.4
4	2'10.448 *	28.510	32.478	32.384	37.076*	237.3	5	2'10.466	29.547	32.692	31.492	36.735	239.4
5	2'08.502	28.361	32.452	31.222	36.467	234.7	6	2'08.153	28.499	32.353	31.003	36.298	234.2
6	2'05.559 P	28.772	32.805	31.316	32.666	237.8	7	2'06.195 P	28.887	33.026	31.279	33.003	236.3
7	2'11.211	31.708	32.361	31.100	36.042	149.7	8	2'12.876 *	32.416	32.675	31.321	36.464*	144.1
8	2'06.564	27.977	31.858	30.682	36.047	237.8	9	2'09.017	28.504	32.477	31.418	36.618	236.3
9	2'06.805	27.881	31.893	30.825	36.206	240.0	10	2'08.862	28.585	32.489	31.321	36.467	233.7
10	2'06.813 P	31.024	32.478	31.304	32.007	238.4	11	2'07.167 P	28.617	32.787	31.346	34.417	233.2
11	2'22.632 *	40.944	32.943	31.509*	37.236	92.4	12	2'41.066 *	45.679	35.417	35.085*	44.885*	
12	2'06.581 *	27.947	31.881*	30.690	36.063	239.4	13	2'06.835	27.999	31.880	30.680	36.276	239.4
<b>9th 71 Ayumu SASAKI</b> Sterilgarda Husqvarna JPN							<b>13th 17 John MCPHEE</b> Sterilgarda Husqvarna GBR						
Runs=2 Total laps=12 Full laps=5							Runs=2 Total laps=11 Full laps=4						
1	3'43.563	32.524	35.128	32.544	37.531	147.5	1	3'31.053	33.566	34.039	32.132	36.939	144.0
2	2'08.770 *	28.469	32.538	31.321	36.442*	241.6	2	2'13.262 *	32.433	33.074	31.283	36.472*	235.2
3	2'08.231	28.305	32.290	31.235	36.401	241.6	3	2'07.512	28.301	32.167	30.834	36.210	237.8
4	2'11.091	29.811	32.411	31.966	36.903	240.0	4	2'07.898	28.340	32.258	31.074	36.226	238.4
5	2'08.240	28.192	32.400	31.242	36.406	239.4	5	2'09.263 P	29.226	33.397	31.881	34.759	226.8
6	2'05.435 P	28.728	32.675	31.266	32.766	238.9	6	2'14.297	34.171	32.537	31.197	36.392	121.8
7	2'12.637	33.207	32.273	31.097	36.060	141.5	7	2'07.533	28.196	32.217	30.865	36.255	236.3
8	2'06.943	27.930	31.975	30.952	36.086	240.0	8	2'07.040	27.994	32.051	30.834	36.161	237.8
9	2'06.776	27.899	31.921	30.970	35.986	240.5	9	2'08.304 P	29.223	32.994	32.930	33.157	237.8
10	2'05.647 P	28.866	32.971	31.139	32.671	235.2	10	2'19.235 *	38.074	33.002	31.149*	37.010	98.0
11	2'18.287 *	37.086	32.843	31.448*	36.910	115.0	11	2'07.223 *	28.023	32.379*	30.649	36.172	237.8
12	2'05.277 *	27.548	31.570*	30.590	35.569	241.0	<b>14th 10 Diogo MOREIRA</b> MT Helmets - MSI BRA						
<b>10th 96 Daniel HOLGADO</b> Red Bull KTM Ajo SPA							Runs=2 Total laps=12 Full laps=6						
Runs=2 Total laps=10 Full laps=4							1	3'42.234	34.640	34.947	32.991	37.309	142.8
1	3'24.565	35.009	33.359	31.778	36.599	129.4	2	2'08.885	28.405	32.396	31.791	36.293	238.4
2	2'08.863	28.419	32.540	31.528	36.376	236.8							
3	2'07.518 *	28.105	32.243	31.031	36.139*	239.4							

**Fastest Lap:** Dennis FOGGIA Leopard Racing ITA 2'05.370 27.631 31.636 30.331 35.772

These data/results cannot be reproduced, stored and/or transmitted in whole or in part by any manner of electronic, mechanical, photocopying, recording, broadcasting or otherwise now known or herein after developed without the previous express consent by the copyright owner, except for reproduction in daily press and regular printed publications on sale to the public within 60 days of the event related to those data/results and always provided that copyright symbol appears together as follows below.  
© DORNA, 2022

## Free Practice Nr. 3

Moto3

Lap	Lap Time	T1	T2	T3	T4	Speed	Lap	Lap Time	T1	T2	T3	T4	Speed
3	2'10.132	28.337	32.355	31.241	38.199	237.8	11	2'08.787	28.061	32.421	31.792	36.513	241.6
4	2'09.432 *	28.475	32.542	31.617	36.798*	240.0	12	2'03.457 P	28.108	32.131	31.082	32.136	237.3
5	2'07.999 P	29.966	32.977	31.795	33.261	231.2	13	2'26.321 *	32.332	33.740	36.478*	43.771*	137.7
6	2'13.006	32.443	32.581	31.360	36.622	144.9	14	2'07.363	27.857	31.942	30.711	36.853	243.7
7	2'08.958	28.463	32.564	31.396	36.535	232.7	<b>18th 54 Riccardo ROSSI</b> SIC58 Squadra Corse ITA						
8	2'08.558	28.311	32.376	31.407	36.464	232.7	Runs=2 Total laps=11 Full laps=5						
9	2'09.154	28.381	32.572	31.488	36.713	232.2	1	3'33.258	33.588	34.217	33.531	37.254	143.2
10	2'07.243 P	29.133	33.385	31.994	32.731	231.2	2	2'08.455 *	28.488	32.428	31.207	36.332*	241.0
11	2'25.370 *	36.614	34.575	32.778*	41.403	112.1	3	2'07.386	28.136	32.109	31.040	36.101	243.2
12	2'07.179	28.133	32.072	30.829	36.145	237.8	4	2'07.845	28.193	32.189	31.192	36.271	241.0
<b>15th 18 Matteo BERTELLE</b> QJMotor Avintia Racin ITA							5	2'15.553 P	33.186	35.663	33.218	33.486	237.3
Runs=1 Total laps=15 Full laps=7							6	2'17.513 *	33.539	33.257	32.055	38.662*	142.1
1	4'11.038	33.217	33.712	31.909	37.014	147.7	7	2'07.565	28.130	32.027	31.040	36.368	242.6
2	2'08.938	28.765	32.462	31.295	36.416	232.7	8	2'07.812	28.253	32.161	31.149	36.249	243.2
3	2'07.879	28.228	32.118	31.103	36.430	235.8	9	2'11.353 P	28.205	35.016	32.563	35.569	238.4
4	2'07.865 *	28.297	32.039	31.147*	36.382	234.2	10	2'25.460 *	34.103	34.453	34.137*	42.767*	132.3
5	2'09.235	28.689	32.702	31.336	36.508	233.7	11	2'08.793	27.735	32.080	30.751	38.227	244.8
6	2'08.406	28.453	32.255	31.316	36.382	233.7	<b>19th 67 Alberto SURRA</b> Rivacold Snipers Tea ITA						
7	2'12.066 P	30.993	34.041	33.003	34.029	234.2	Runs=4 Total laps=12 Full laps=3						
8	2'16.883 *	33.783	33.657	33.072	36.371*	141.9	1	3'47.958	32.312	33.250	31.714	37.207	146.7
9	2'07.192	28.046	32.109	30.864	36.173	237.3	2	2'08.610	28.580	32.378	31.169	36.483	236.3
10	2'07.204 *	28.056	32.068	30.779	36.301*	238.4	3	2'08.061	28.251	32.192	31.102	36.516	234.7
11	2'07.494	28.130	32.088	31.016	36.260	235.8	4	2'11.475 P	29.044	37.369*	31.245	33.817	233.7
12	2'09.987 *	28.112	34.906	30.970	35.999*	233.7	5	2'14.691 *	34.172	32.484	31.201	36.834*	138.9
13	2'13.991	30.613	35.742	31.262	36.374	237.3	6	2'08.975 *	28.498	32.350	31.525	36.602*	232.7
14	2'07.113 *	27.961	31.995	30.912	36.245*	237.3	7	2'06.010 P	28.662	33.410	31.711	32.227	232.2
15	2'07.450 *	28.128	32.140	30.892	36.290*	237.3	8	2'23.229	35.646	39.614	31.405	36.564	141.7
<b>16th 53 Deniz ÖNCÜ</b> Red Bull KTM Tech3 TUR							9	2'07.559	28.015	32.158	31.100	36.286	235.2
Runs=2 Total laps=12 Full laps=1							10	2'02.223 P	28.120	31.892	31.149	31.062	233.7
1	5'43.587 *	34.033	32.711	31.245	36.480*	141.3	11	2'12.562	33.686	32.222	30.706	35.948	150.2
2	2'08.004 *	28.468	32.209	31.011	36.316*	233.7	unfinished	27.920					236.3
3	2'08.084 *	28.269	32.308	31.044	36.463*	234.2	<b>20th 5 Jaume MASIA</b> Red Bull KTM Ajo SPA						
4	2'07.927 *	28.384	32.192	30.717	36.634*	235.2	Runs=2 Total laps=11 Full laps=5						
5	2'08.132 *	28.420	32.275	31.010	36.427*	233.7	1	3'25.190	32.615	33.194	31.449	36.966	146.9
6	2'04.540 P	29.029	32.635	31.325	31.551	232.7	2	2'08.050 *	28.251	32.182	31.340	36.277*	238.9
7	2'11.509 *	31.994	32.203	31.023	36.289*	145.1	3	2'07.644	28.186	32.136	31.153	36.169	236.8
8	2'07.268	28.136	31.979	30.900	36.253	235.2	4	2'10.493	28.160	34.783	31.200	36.350	239.4
9	2'07.322 *	28.145	32.038	30.866	36.273*	235.2	5	2'07.888	28.264	32.207	31.015	36.402	236.3
10	2'02.620 P	27.986	32.027	30.853	31.754	235.8	6	2'08.876 P	29.755	33.633	32.343	33.145	234.7
11	2'25.602 *	40.781	32.243	31.407*	41.171*	85.9	7	2'15.291	35.144	32.536	31.211	36.400	145.3
12	2'05.764 *	27.646	31.754*	30.446	35.918	239.4	8	2'07.873	28.159	32.222	31.159	36.333	239.4
<b>17th 82 Stefano NEPA</b> Angeluss MTA Team ITA							9	2'03.516 P	28.132	32.144	31.096	32.144	239.4
Runs=2 Total laps=14 Full laps=8							10	2'24.367 *	33.754	34.729	33.120*	42.764	129.3
1	3'45.192	34.304	34.587	36.206	38.410	139.8	11	2'09.059	27.986	31.977	30.903	38.193	240.0
2	2'08.889	28.534	32.555	31.233	36.567	236.3	<b>21st 23 Elia BARTOLINI</b> QJMotor Avintia Racin ITA						
3	2'08.309	28.319	32.352	31.178	36.460	235.2	Runs=2 Total laps=10 Full laps=3						
4	2'11.572 *	28.312	32.232	31.211	39.817*	236.3	1	3'58.468	31.440	32.550	31.483	37.167	152.7
5	2'11.237	28.254	32.414	31.243	39.326	234.7	2	2'08.367	28.467	32.230	31.166	36.504	234.7
6	2'08.258	28.219	32.366	31.195	36.478	236.8	3	2'12.215	28.663	35.349	31.413	36.790	235.2
7	2'06.307 P	28.629	32.586	31.420	33.672	235.2	4	2'37.848 P	28.372	32.318	l'02.650	34.508	235.8
8	2'11.813 *	31.613	32.654	31.119	36.427*	150.8	5	2'12.408	32.199	32.533	31.415	36.261	150.2
9	2'07.784	28.116	32.148	31.064	36.456	237.3	6	2'07.362 *	27.949	32.085	31.016	36.312*	235.8
10	2'07.389	28.104	32.085	30.842	36.358	236.8							

**Fastest Lap:** Dennis FOGGIA Leopard Racing ITA 2'05.370 27.631 31.636 30.331 35.772

These data/results cannot be reproduced, stored and/or transmitted in whole or in part by any manner of electronic, mechanical, photocopying, recording, broadcasting or otherwise now known or herein after developed without the previous express consent by the copyright owner, except for reproduction in daily press and regular printed publications on sale to the public within 60 days of the event related to those data/results and always provided that copyright symbol appears together as follows below.  
© DORNA, 2022

Official MotoGP Timing by TISSOT  
www.motogp.com

Doha, Saturday, March 05, 2022

Page 3 of 5

*motogp*



# Free Practice Nr. 3

# Moto3

Lap	Lap Time	T1	T2	T3	T4	Speed	Lap	Lap Time	T1	T2	T3	T4	Speed
7	<b>2'07.852</b>	28.010	32.296	31.157	36.389	236.8	10	<b>2'08.063</b>	<b>28.246</b>	32.414	31.090	36.313	235.2
8	2'05.436 P	28.190	33.281	31.311	32.654	236.8	11	2'03.908 P	28.363	32.376	31.247	31.922	236.3
9	2'20.183 *	39.085	33.074	31.138*	36.886	104.0	12	2'21.882 *	39.772	33.014	31.377*	37.719	92.3
10	2'06.624 *	28.133	31.996*	<b>30.575</b>	<b>35.920</b>	<b>237.3</b>	13	2'08.007 *	28.359	32.453*	<b>30.952</b>	<b>36.243</b>	235.8

22nd 19		Scott OGDEN		VisionTrack Racing T		GBR	
Runs=2	Total laps=12	Full laps=6					
1	6'07.596	37.186	33.319	32.346	37.058	139.8	
2	<b>2'10.159</b>	28.610	32.859	31.724	36.966	231.7	
3	<b>2'10.037</b>	28.821	32.772	31.668	36.776	228.3	
4	<b>2'09.930</b>	28.511	32.800	31.760	36.859	228.3	
5	<b>2'09.791</b>	28.578	32.587	31.795	36.831	229.2	
6	2'06.574 P	28.658	32.842	32.031	33.043	229.2	
7	2'13.772	33.460	32.596	31.241	36.475	120.4	
8	<b>2'08.095</b>	28.553	32.215	<b>30.903</b>	<b>36.424</b>	<b>232.7</b>	
9	2'03.545 P	28.168	32.001	30.938	32.438	231.7	
10	2'14.052 *	33.477	32.884	31.653	36.038*	149.3	
11	2'06.842 *	<b>27.837</b>	<b>31.796</b>	30.968	36.241*	231.7	
12	<b>2'07.877</b>	28.000	32.238	31.147	36.492	230.2	

26th 43		Xavier ARTIGAS		CFMOTO Racing Pru		SPA	
Runs=2	Total laps=13	Full laps=7					
1	3'32.055	32.590	32.953	32.223	36.786	146.9	
2	<b>2'08.791</b>	28.446	32.540	31.248	36.557	237.8	
3	<b>2'08.218</b>	28.402	32.277	31.104	36.435	235.8	
4	<b>2'08.156</b>	28.331	32.547	31.089	<b>36.189</b>	236.3	
5	<b>2'08.221</b>	28.254	32.338	31.126	36.503	<b>242.6</b>	
6	<b>2'10.966</b>	29.668	33.521	31.287	36.490	235.8	
7	2'05.819 P	28.449	32.959	31.273	33.138	240.0	
8	2'13.822	33.637	32.536	31.259	36.390	133.6	
9	<b>2'08.102</b>	28.363	32.298	31.106	36.335	233.2	
10	<b>2'08.122</b>	28.223	32.360	31.077	36.462	234.2	
11	2'05.427 P	28.558	32.802	31.575	32.492	233.2	
12	2'14.428 *	34.508	<b>32.248</b>	30.943*	36.729	113.6	
13	2'07.104 *	<b>28.048</b>	31.939*	<b>30.893</b>	36.224	237.8	

23rd 64		Mario AJI		Honda Team Asia		INA	
Runs=2	Total laps=11	Full laps=3					
1	3'27.061	33.246	33.389	31.275	36.698	140.6	
2	<b>2'08.262</b>	28.238	32.422	31.001	36.601	233.2	
3	<b>2'08.850</b>	28.070	32.196	32.030	<b>36.554</b>	231.2	
4	2'09.449 *	28.502	32.640	31.467	36.840*	228.8	
5	2'10.408 P	30.899	33.809	31.657	34.043	226.4	
6	2'19.046	33.895	33.592	32.989	38.570	133.1	
7	2'07.798 *	28.476	32.143	<b>30.880</b>	36.299*	228.3	
8	<b>2'07.880</b>	<b>28.005</b>	<b>32.131</b>	31.091	36.653	<b>233.7</b>	
9	2'12.892 P	29.953	33.141			228.3	
10	2'31.284 *	37.968	39.115	35.848*	38.353	98.5	
11	2'12.628 *	29.640	33.110*	31.921	37.957	228.3	

27th 6		Ryusei YAMANAKA		MT Helmets - MSI		JPN	
Runs=2	Total laps=10	Full laps=3					
1	3'43.769	31.993	34.634	32.421	37.396	148.5	
2	<b>2'08.711</b>	28.307	32.610	31.303	36.491	240.0	
3	<b>2'08.193</b>	28.230	<b>32.321</b>	31.245	36.397	240.0	
4	2'10.515 P	28.660	32.691	32.314	36.850	238.9	
5	2'13.559	32.531	32.649	31.383	36.996	143.6	
6	<b>2'08.722</b>	28.492	32.351	31.259	36.620	231.7	
7	2'08.588 *	28.443	32.450	31.225	36.470*	232.2	
8	2'06.659 P	28.824	32.537	31.429	33.869	232.7	
9	2'16.871 *	35.216	33.238	31.235*	37.182	127.9	
10	2'06.998 *	<b>28.001</b>	32.034*	<b>30.724</b>	<b>36.239</b>	<b>242.6</b>	

24th 20		Lorenzo FELLON		SIC58 Squadra Corse		FRA	
Runs=3	Total laps=8	Full laps=1					
1	3'42.022	32.039	34.655	33.039	37.262	150.2	
2	2'08.152 *	28.402	32.355	31.122	36.273*	237.3	
3	<b>2'08.054</b>	28.253	<b>32.223</b>	31.241	<b>36.337</b>	240.5	
4	2'08.815 P	29.334	32.800	31.475	35.206	238.4	
5	2'21.907 *	37.870	36.699*	31.204	36.134*	93.3	
6	2'07.900 *	<b>28.179</b>	32.248	<b>31.088</b>	36.385*	<b>242.6</b>	
7	2'08.245 P	29.679	33.585*	31.613	33.368	239.4	
unfinished		33.317	32.627			148.5	

28th 70		Joshua WHATLEY		VisionTrack Racing T		GBR	
Runs=1	Total laps=14	Full laps=8					
1	6'11.251	35.959	33.135	31.889	37.321	138.1	
2	<b>2'10.775</b>	28.744	32.860	32.015	37.156	231.7	
3	<b>2'10.533</b>	28.785	32.997	31.747	37.004	231.2	
4	2'14.187 *	31.737	33.696	31.652	37.102*	229.7	
5	2'14.535 *	30.760	34.377	32.232	37.166*	230.7	
6	2'08.815 P	28.836	32.706	31.765	35.508	229.7	
7	2'23.562	37.596	34.696	33.894	37.376	103.2	
8	<b>2'08.748</b>	<b>28.431</b>	<b>32.288</b>	31.350	<b>36.679</b>	<b>234.2</b>	
9	<b>2'08.857</b>	28.509	32.334	31.257	36.757	233.7	
10	2'15.415 *	30.382	37.078*	<b>31.211</b>	36.744	231.2	
11	<b>2'14.493</b>	28.723	36.775	32.306	36.689	231.2	
12	<b>2'11.935</b>	30.147	33.001	31.631	37.156	232.2	
13	<b>2'09.663</b>	28.618	32.525	31.797	36.723	232.7	
14	<b>2'09.146</b>	28.502	32.468	31.494	36.682	230.7	

25th 22		Ana CARRASCO		BOE SKX		SPA	
Runs=3	Total laps=13	Full laps=6					
1	3'11.560	36.536	34.382	32.163	37.134	123.8	
2	<b>2'10.243</b>	28.741	33.012	31.616	36.874	<b>236.8</b>	
3	<b>2'09.100</b>	28.627	32.625	31.406	36.442	233.2	
4	<b>2'08.729</b>	28.500	32.480	31.302	36.447	234.2	
5	<b>2'08.513</b>	28.530	<b>32.309</b>	31.248	36.426	234.2	
6	2'06.536 P	28.750	32.788	31.535	33.463	234.2	
7	3'16.721 P						
8	2'26.043	37.865	35.086	33.860	39.232	104.9	
9	<b>2'08.513</b>	28.420	32.573	31.180	36.340	235.8	

29th 87		Gerard RIU MALE		BOE SKX		SPA	
Runs=2	Total laps=12	Full laps=6					
1	3'11.862	34.516	33.789	31.877	36.910	129.6	
2	<b>2'10.782</b>	28.763	33.500	31.641	36.878	<b>239.4</b>	
3	<b>2'09.862</b>	28.616	32.764	31.625	36.857	236.8	

**Fastest Lap:** Dennis FOGGIA Leopard Racing ITA **2'05.370** 27.631 31.636 30.331 35.772

These data/results cannot be reproduced, stored and/or transmitted in whole or in part by any manner of electronic, mechanical, photocopying, recording, broadcasting or otherwise now known or herein after developed without the previous express consent by the copyright owner, except for reproduction in daily press and regular printed publications on sale to the public within 60 days of the event related to those data/results and always provided that copyright symbol appears together as follows below.  
© DORNA, 2022



# Free Practice Nr. 3

Moto3

Lap	Lap Time	T1	T2	T3	T4	Speed	Lap	Lap Time	T1	T2	T3	T4	Speed
4	<b>2'10.298</b>	28.618	32.889	31.701	37.090	236.3							
5	2'07.664 P	28.650	32.856	31.798	34.360	235.8							
6	2'13.771	32.277	33.136	31.545	36.813	149.7							
7	<b>2'09.141</b>	28.519	<b>32.533</b>	31.324	36.765	236.8							
8	<b>2'09.360</b>	28.426	32.679	31.504	36.751	235.8							
9	<b>2'14.358</b>	29.359	33.789	32.676	38.534	234.2							
10	2'06.333 P	28.577	32.717	31.481	33.558	237.3							
11	2'19.863 *	38.562	32.965	31.145*	37.191	103.9							
12	2'07.986 *	<b>28.382</b>	32.197*	<b>31.069</b>	<b>36.338</b>	239.4							

**Fastest Lap:** Dennis FOGGIA Leopard Racing ITA **2'05.370** 27.631 31.636 30.331 35.772

These data/results cannot be reproduced, stored and/or transmitted in whole or in part by any manner of electronic, mechanical, photocopying, recording, broadcasting or otherwise now known or herein after developed without the previous express consent by the copyright owner, except for reproduction in daily press and regular printed publications on sale to the public within 60 days of the event related to those data/results and always provided that copyright symbol appears together as follows below.  
© DORNA, 2022

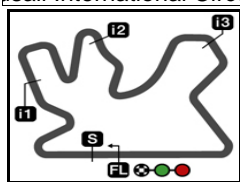
Official MotoGP Timing by TISSOT  
www.motogp.com

Doha, Saturday, March 05, 2022

Page 5 of 5







5380 m.

# GRAND PRIX OF QATAR

## Free Practice Nr. 3

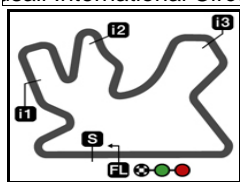
### Best Partial Times

Moto3™

*IT* Ideal Lap Time, sum of the best partial times*BT* Best Lap Time

<i>T1</i>		<i>T2</i>		<i>T3</i>		<i>T4</i>				<i>IT</i>	<i>BT</i>	
Pos	Rider	Time	Rider	Time	Rider	Time	Rider	Time	Pos	Rider		
1	A.SASAKI	27.548	C.TATAY	31.537	D.FOGGIA	30.331	A.SASAKI	35.569	1	D.FOGGIA	2'05.289	2'05.370 (1)
2	K.TOBA	27.621	D.FOGGIA	31.555	A.MIGNO	30.445	A.MIGNO	35.755	2	K.TOBA	2'05.449	2'05.526 (3)
3	D.FOGGIA	27.631	K.TOBA	31.561	D.ÖNCÜ	30.446	D.FOGGIA	35.772	3	A.MIGNO	2'05.523	2'05.523 (2)
4	D.ÖNCÜ	27.646	A.MIGNO	31.580	K.TOBA	30.469	K.TOBA	35.798	4	A.SASAKI	2'05.628	2'06.776 (9)
5	T.SUZUKI	27.726	S.OGDEN	31.796	S.GARCIA	30.513	J.KELSO	35.854	5	C.TATAY	2'05.889	2'05.942 (4)
6	R.ROSSI	27.735	J.KELSO	31.799	C.TATAY	30.566	I.GUEVARA	35.861	6	D.ÖNCÜ	2'05.989	2'07.268 (16)
7	A.MIGNO	27.743	I.ORTOLÁ	31.858	E.BARTOLINI	30.575	D.HOLGADO	35.913	7	I.GUEVARA	2'06.223	2'06.335 (6)
8	C.TATAY	27.791	A.FERNANDEZ	31.880	A.SASAKI	30.590	D.ÖNCÜ	35.918	8	J.KELSO	2'06.259	2'06.259 (5)
9	I.GUEVARA	27.805	A.SURRA	31.892	J.MCPHEE	30.649	E.BARTOLINI	35.920	9	S.GARCIA	2'06.307	2'06.362 (7)
10	S.OGDEN	27.837	I.GUEVARA	31.898	I.GUEVARA	30.659	A.SURRA	35.948	10	I.ORTOLÁ	2'06.463	2'06.564 (8)
11	S.GARCIA	27.851	A.SASAKI	31.921	A.FERNANDEZ	30.680	S.GARCIA	35.980	11	A.SURRA	2'06.466	2'07.559 (19)
12	S.NEPA	27.857	S.NEPA	31.942	I.ORTOLÁ	30.682	C.TATAY	35.995	12	E.BARTOLINI	2'06.529	2'07.852 (21)
13	J.KELSO	27.867	S.GARCIA	31.963	A.SURRA	30.706	I.ORTOLÁ	36.042	13	R.ROSSI	2'06.614	2'07.386 (18)
14	I.ORTOLÁ	27.881	J.MASIA	31.977	S.NEPA	30.711	T.SUZUKI	36.096	14	T.SUZUKI	2'06.664	2'06.810 (11)
15	A.SURRA	27.920	D.HOLGADO	31.978	R.YAMANAKA	30.724	R.ROSSI	36.101	15	A.FERNANDEZ	2'06.669	2'06.835 (12)
16	E.BARTOLINI	27.949	D.ÖNCÜ	31.979	J.KELSO	30.739	A.FERNANDEZ	36.110	16	D.HOLGADO	2'06.757	2'06.809 (10)
17	M.BERTELLE	27.961	M.BERTELLE	31.995	R.ROSSI	30.751	D.MOREIRA	36.145	17	J.MCPHEE	2'06.855	2'07.040 (13)
18	J.MASIA	27.986	R.ROSSI	32.027	T.SUZUKI	30.753	J.MCPHEE	36.161	18	S.NEPA	2'06.868	2'07.363 (17)
19	J.MCPHEE	27.994	J.MCPHEE	32.051	D.HOLGADO	30.761	J.MASIA	36.169	19	M.BERTELLE	2'06.908	2'07.192 (15)
20	A.FERNANDEZ	27.999	D.MOREIRA	32.072	M.BERTELLE	30.779	M.BERTELLE	36.173	20	S.OGDEN	2'06.960	2'07.877 (22)
21	R.YAMANAKA	28.001	E.BARTOLINI	32.085	D.MOREIRA	30.829	X.ARTIGAS	36.189	21	J.MASIA	2'07.035	2'07.644 (20)
22	M.AJI	28.005	T.SUZUKI	32.089	M.AJI	30.880	R.YAMANAKA	36.239	22	D.MOREIRA	2'07.179	2'07.179 (14)
23	X.ARTIGAS	28.048	M.AJI	32.131	X.ARTIGAS	30.893	A.CARRASCO	36.243	23	R.YAMANAKA	2'07.285	2'08.193 (27)
24	D.HOLGADO	28.105	L.FELLON	32.223	J.MASIA	30.903	L.FELLON	36.337	24	X.ARTIGAS	2'07.378	2'08.102 (26)

These data/results cannot be reproduced, stored and/or transmitted in whole or in part by any manner of electronic, mechanical, photocopying, recording, broadcasting or otherwise now known or herein after developed without the previous express consent by the copyright owner, except for reproduction in daily press and regular printed publications on sale to the public within 60 days of the event related to those data/results and always provided that copyright symbol appears together as follows below.  
© DORNA, 2022



5380 m.

# GRAND PRIX OF QATAR

## Free Practice Nr. 3

### Best Partial Times

Moto3™

*IT* Ideal Lap Time, sum of the best partial times

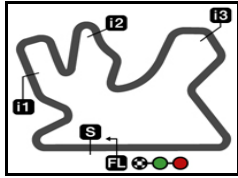
*BT* Best Lap Time

<b>T1</b>		<b>T2</b>		<b>T3</b>		<b>T4</b>				<i>IT</i>	<i>BT</i>	
<i>Pos</i>	<i>Rider</i>	<i>Time</i>	<i>Rider</i>	<i>Time</i>	<i>Rider</i>	<i>Time</i>	<i>Rider</i>	<i>Time</i>	<i>Pos</i>	<i>Rider</i>		
25	D.MOREIRA	28.133	X.ARTIGAS	32.248	S.OGDEN	30.903	G.RIU MALE	36.338	25	<b>M.AJI</b>	2'07.570	2'07.880 (23)
26	<b>L.FELLON</b>	<b>28.179</b>	<b>J.WHATLEY</b>	<b>32.288</b>	<b>A.CARRASCO</b>	<b>30.952</b>	<b>S.NEPA</b>	<b>36.358</b>	26	<b>A.CARRASCO</b>	2'07.750	2'08.063 (25)
27	A.CARRASCO	28.246	A.CARRASCO	32.309	G.RIU MALE	31.069	S.OGDEN	36.424	27	<b>L.FELLON</b>	2'07.827	2'08.054 (24)
28	<b>G.RIU MALE</b>	<b>28.382</b>	<b>R.YAMANAKA</b>	<b>32.321</b>	<b>L.FELLON</b>	<b>31.088</b>	<b>M.AJI</b>	<b>36.554</b>	28	<b>G.RIU MALE</b>	2'08.322	2'09.141 (29)
29	J.WHATLEY	28.431	G.RIU MALE	32.533	J.WHATLEY	31.211	J.WHATLEY	36.679	29	<b>J.WHATLEY</b>	2'08.609	2'08.748 (28)

These data/results cannot be reproduced, stored and/or transmitted in whole or in part by any manner of electronic, mechanical, photocopying, recording, broadcasting or otherwise now known or herein after developed without the previous express consent by the copyright owner, except for reproduction in daily press and regular printed publications on sale to the public within 60 days of the event related to those data/results and always provided that copyright symbol appears together as follows below.  
© DORNA, 2022

Official MotoGP Timing by  TISSOT  
www.motogp.com






5380 m.

## GRAND PRIX OF QATAR

### Free Practice Nr. 3

### Fastest Laps Sequence

<i>Practice Time</i>	 <i>Rider</i>	<i>Nation</i>	<i>Motorcycle</i>	<i>Time</i>	<i>Km/h</i>	<i>Rider's Lap</i>
5'20.045	66 Joel KELSO	AUS	KTM	2'09.428	149.6	2
5'20.456	27 Kaito TOBA	JPN	KTM	2'09.173	149.9	2
5'33.428	96 Daniel HOLGADO	SPA	KTM	2'08.863	150.2	2
5'35.323	64 Mario AJI	INA	HONDA	2'08.262	151.0	2
5'49.745	99 Carlos TATAY	SPA	CFMOTO	2'07.800	151.5	2
6'02.085	11 Sergio GARCIA	SPA	GASGAS	2'07.451	151.9	2
7'49.099	54 Riccardo ROSSI	ITA	HONDA	2'07.386	152.0	3
7'56.831	99 Carlos TATAY	SPA	CFMOTO	2'07.086	152.4	3
8'07.516	7 Dennis FOGGIA	ITA	HONDA	2'06.421	153.2	3
20'43.132	7 Dennis FOGGIA	ITA	HONDA	2'05.698	154.0	6
22'48.502	7 Dennis FOGGIA	ITA	HONDA	2'05.370	154.4	7

These data/results cannot be reproduced, stored and/or transmitted in whole or in part by any manner of electronic, mechanical, photocopying, recording, broadcasting or otherwise now known or herein after developed without the previous express consent by the copyright owner, except for reproduction in daily press and regular printed publications on sale to the public within 60 days of the event related to those data/results and always provided that copyright symbol appears together as follows below.

© DORNA, 2022

Official MotoGP Timing by TISSOT  
www.motogp.com

Doha, Saturday, March 05, 2022

