


PERTAMINA GRAND PRIX OF INDONESIA
Free Practice Nr. 3
Classification

10

|  | Rider | Nation | Team | Motorcycle | Time | Lap Total | Gap | Top Speed |
|---|---------------------------------|--------|------------------------------|------------|-----------------|-----------|--------------|--------------|
| 1 | 93 Marc MARQUEZ | SPA | Repsol Honda Team | HONDA | 1'34.067 | 20 21 | | 310.3 |
| 2 | 63 Francesco BAGNAIA | ITA | Ducati Lenovo Team | DUCATI | 1'34.250 | 16 16 | 0.183 0.183 | 311.2 |
| 3 | 72 Marco BEZZECCHI | ITA | Mooney VR46 Racing Team | DUCATI | 1'34.350 | 21 21 | 0.283 0.100 | 312.1 |
| 4 | 10 Luca MARINI | ITA | Mooney VR46 Racing Team | DUCATI | 1'34.409 | 20 20 | 0.342 0.059 | 307.6 |
| 5 | 42 Alex RINS | SPA | Team SUZUKI ECSTAR | SUZUKI | 1'34.633 | 19 19 | 0.566 0.224 | 306.8 |
| 6 | 44 Poli ESPARGARO | SPA | Repsol Honda Team | HONDA | 1'34.643 | 19 19 | 0.576 0.010 | 309.4 |
| 7 | 43 Jack MILLER | AUS | Ducati Lenovo Team | DUCATI | 1'34.713 | 17 18 | 0.646 0.070 | 309.4 |
| 8 | 88 Miguel OLIVEIRA | POR | Red Bull KTM Factory Racing | KTM | 1'34.750 | 23 24 | 0.683 0.037 | 308.5 |
| 9 | 36 Joan MIR | SPA | Team SUZUKI ECSTAR | SUZUKI | 1'34.840 | 21 21 | 0.773 0.090 | 308.5 |
| 10 | 4 Andrea DOVIZIOSO | ITA | WithU Yamaha RNF MotoGP Tea | YAMAHA | 1'34.852 | 20 20 | 0.785 0.012 | 303.3 |
| 11 | 21 Franco MORBIDELLI | ITA | Monster Energy Yamaha MotoGP | YAMAHA | 1'34.942 | 11 11 | 0.875 0.090 | 302.5 |
| 12 | 30 Takaaki NAKAGAMI | JPN | LCR Honda IDEMITSU | HONDA | 1'34.947 | 20 20 | 0.880 0.005 | 306.8 |
| 13 | 87 Remy GARDNER | AUS | Tech3 KTM Factory Racing | KTM | 1'35.060 | 19 19 | 0.993 0.113 | 305.9 |
| 14 | 73 Alex MARQUEZ | SPA | LCR Honda CASTROL | HONDA | 1'35.127 | 20 20 | 1.060 0.067 | 308.5 |
| 15 | 12 Maverick VIÑALES | SPA | Aprilia Racing | APRILIA | 1'35.210 | 15 16 | 1.143 0.083 | 310.3 |
| 16 | 5 Johann ZARCO | FRA | Pramac Racing | DUCATI | 1'35.268 | 22 22 | 1.201 0.058 | 311.2 |
| 17 | 89 Jorge MARTIN | SPA | Pramac Racing | DUCATI | 1'35.317 | 17 17 | 1.250 0.049 | 310.3 |
| 18 | 49 Fabio DI GIANNANTONIO | ITA | Gresini Racing MotoGP | DUCATI | 1'35.856 | 15 15 | 1.789 0.539 | 304.2 |
| 19 | 25 Raul FERNANDEZ | SPA | Tech3 KTM Factory Racing | KTM | 1'35.944 | 13 16 | 1.877 0.088 | 305.9 |
| 20 | 33 Brad BINDER | RSA | Red Bull KTM Factory Racing | KTM | 1'36.339 | 14 15 | 2.272 0.395 | 307.6 |
| 21 | 40 Darryn BINDER | RSA | WithU Yamaha RNF MotoGP Tea | YAMAHA | 1'37.304 | 16 17 | 3.237 0.965 | 305.9 |
| Not qualified (Out 105%) | | | | | 1'38.770 | | | |
| | 20 Fabio QUARTARARO | FRA | Monster Energy Yamaha MotoGP | YAMAHA | 1'41.454 | 10 13 | 7.387 4.150 | 300.0 |
| | 41 Aleix ESPARGARO | SPA | Aprilia Racing | APRILIA | 1'43.263 | 6 7 | 9.196 1.809 | 296.7 |
| | 23 Enea BASTIANINI | ITA | Gresini Racing MotoGP | DUCATI | 1'50.269 | 2 4 | 16.202 7.006 | 292.6 |

Practice condition: Wet-Dry
Air: 28°
Humidity: 77%
Ground: 34°

| | | | | |
|-----------------------------|---------|-------------------------|-----------------|------------|
| Fastest Lap: | Lap: 20 | Marc MARQUEZ | 1'34.067 | 164.6 Km/h |
| Best Race Lap: | | New track layout | | |
| All Time Lap Record: | 2022 | Fabio QUARTARARO | 1'31.608 | 169.0 Km/h |

The results are provisional until the end of the limit for protest and appeals.

Time limit for protest expires 30' after publication of the results - Time:

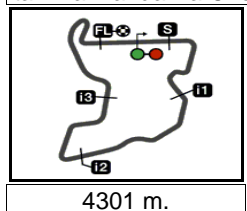
These data/results cannot be reproduced, stored and/or transmitted in whole or in part by any manner of electronic, mechanical, photocopying, recording, broadcasting or otherwise now known or herein after developed without the previous express consent by the copyright owner, except for reproduction in daily press and regular printed publications on sale to the public within 60 days of the event related to those data/results and always provided that copyright symbol appears together as follows below.

© DORNA, 2022

Official MotoGP Timing by **TISSOT**
 www.motogp.com

Lombok, Saturday, March 19, 2022





PERTAMINA GRAND PRIX OF INDONESIA
Free Practice Nr. 3
Combined Free Practice Times

11

| | Rider | Nation | Team | MOTORCYCLE | FP1 | FP2 | FP3 | Gap |
|----|--------------------------|--------|------------------------------|------------|-------------|--------------------|-------------|-------------|
| 1 | 20 F.QUARTARARO | FRA | Monster Energy Yamaha MotoGP | YAMAHA | 1'34.793 19 | 1'31.608 16 | 1'41.454 10 | |
| 2 | 21 F.MORBIDELLI | ITA | Monster Energy Yamaha MotoGP | YAMAHA | 1'33.881 16 | 1'31.638 17 | 1'34.942 11 | 0.030 0.030 |
| 3 | 5 J.ZARCO | FRA | Pramac Racing | DUCATI | 1'34.242 20 | 1'31.893 20 | 1'35.268 22 | 0.285 0.255 |
| 4 | 89 J.MARTIN | SPA | Pramac Racing | DUCATI | 1'35.525 17 | 1'31.904 16 | 1'35.317 17 | 0.296 0.011 |
| 5 | 23 E.BASTIANINI | ITA | Gresini Racing MotoGP | DUCATI | 1'34.327 17 | 1'31.921 14 | 1'50.269 2 | 0.313 0.017 |
| 6 | 43 J.MILLER | AUS | Ducati Lenovo Team | DUCATI | 1'34.562 19 | 1'31.965 21 | 1'34.713 17 | 0.357 0.044 |
| 7 | 41 A.ESPARGARO | SPA | Aprilia Racing | APRILIA | 1'34.252 14 | 1'32.008 17 | 1'43.263 6 | 0.400 0.043 |
| 8 | 33 B.BINDER | RSA | Red Bull KTM Factory Racing | KTM | 1'34.275 20 | 1'32.017 17 | 1'36.339 14 | 0.409 0.009 |
| 9 | 88 M.OLIVEIRA | POR | Red Bull KTM Factory Racing | KTM | 1'33.543 22 | 1'32.049 21 | 1'34.750 23 | 0.441 0.032 |
| 10 | 42 A.RINS | SPA | Team SUZUKI ECSTAR | SUZUKI | 1'34.893 21 | 1'32.106 21 | 1'34.633 19 | 0.498 0.057 |
| 11 | 4 A.DOVIZIOSO | ITA | WithU Yamaha RNF MotoGP Team | YAMAHA | 1'34.592 16 | 1'32.303 19 | 1'34.852 20 | 0.695 0.197 |
| 12 | 30 T.NAKAGAMI | JPN | LCR Honda IDEMITSU | HONDA | 1'34.707 16 | 1'32.314 17 | 1'34.947 20 | 0.706 0.011 |
| 13 | 12 M.VIÑALES | SPA | Aprilia Racing | APRILIA | 1'34.715 20 | 1'32.344 17 | 1'35.210 15 | 0.736 0.030 |
| 14 | 49 F.DI GIANNANTO | ITA | Gresini Racing MotoGP | DUCATI | 1'36.838 19 | 1'32.418 15 | 1'35.856 15 | 0.810 0.074 |
| 15 | 72 M.BEZZECCHI | ITA | Mooney VR46 Racing Team | DUCATI | 1'35.258 21 | 1'32.471 19 | 1'34.350 21 | 0.863 0.053 |
| 16 | 73 A.MARQUEZ | SPA | LCR Honda CASTROL | HONDA | 1'34.897 17 | 1'32.554 19 | 1'35.127 20 | 0.946 0.083 |
| 17 | 25 R.FERNANDEZ | SPA | Tech3 KTM Factory Racing | KTM | 1'34.676 18 | 1'32.557 17 | 1'35.944 13 | 0.949 0.003 |
| 18 | 87 R.GARDNER | AUS | Tech3 KTM Factory Racing | KTM | 1'35.186 18 | 1'32.626 20 | 1'35.060 19 | 1.018 0.069 |
| 19 | 44 P.ESPARGARO | SPA | Repsol Honda Team | HONDA | 1'33.499 17 | 1'32.628 17 | 1'34.643 19 | 1.020 0.002 |
| 20 | 36 J.MIR | SPA | Team SUZUKI ECSTAR | SUZUKI | 1'34.479 18 | 1'32.641 16 | 1'34.840 21 | 1.033 0.013 |
| 21 | 63 F.BAGNAIA | ITA | Ducati Lenovo Team | DUCATI | 1'34.357 21 | 1'32.845 11 | 1'34.250 16 | 1.237 0.204 |
| 22 | 93 M.MARQUEZ | SPA | Repsol Honda Team | HONDA | 1'33.578 16 | 1'32.847 7 | 1'34.067 20 | 1.239 0.002 |
| 23 | 40 D.BINDER | RSA | WithU Yamaha RNF MotoGP Team | YAMAHA | 1'37.116 18 | 1'33.014 17 | 1'37.304 16 | 1.406 0.167 |
| 24 | 10 L.MARINI | ITA | Mooney VR46 Racing Team | DUCATI | 1'36.771 18 | 1'33.223 15 | 1'34.409 20 | 1.615 0.209 |

| | | | | |
|------------------------------|------|-------------------------|-----------------|------------|
| Pole Position Record: | | New track layout | | |
| Best Race Lap: | | New track layout | | |
| All Time Lap Record: | 2022 | Fabio QUARTARARO | 1'31.608 | 169.0 Km/h |

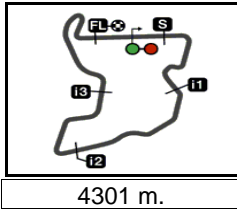
The results are provisional until the end of the limit for protest and appeals.

Time limit for protest expires 60' after publication of the results - Time:

These data/results cannot be reproduced, stored and/or transmitted in whole or in part by any manner of electronic, mechanical, photocopying, recording, broadcasting or otherwise now known or herein after developed without the previous express consent by the copyright owner, except for reproduction in daily press and regular printed publications on sale to the public within 60 days of the event related to those data/results and always provided that copyright symbol appears together as follows below.

© DORNA, 2022





PERTAMINA GRAND PRIX OF INDONESIA

Free Practice Nr. 3

Top Speed & Average

12



| Rider | Nation | Motorcycle | Top 5 speeds | | | | | Average | Top |
|---------------------------------|------------|------------|--------------|-------|-------|-------|-------|---------|--------------|
| 72 Marco BEZZECCHI | ITA | DUCATI | 312.1 | 309.4 | 308.5 | 308.5 | 308.5 | 309.4 | 312.1 |
| 5 Johann ZARCO | FRA | DUCATI | 311.2 | 310.3 | 310.3 | 309.4 | 309.4 | 310.1 | 311.2 |
| 63 Francesco BAGNAIA | ITA | DUCATI | 311.2 | 310.3 | 310.3 | 309.4 | 309.4 | 309.9 | 311.2 |
| 12 Maverick VIÑALES | SPA | APRILIA | 310.3 | 309.4 | 308.5 | 308.5 | 307.6 | 308.9 | 310.3 |
| 89 Jorge MARTIN | SPA | DUCATI | 310.3 | 309.4 | 307.6 | 306.8 | 306.8 | 308.0 | 310.3 |
| 93 Marc MARQUEZ | SPA | HONDA | 310.3 | 309.4 | 308.5 | 307.6 | 307.6 | 308.4 | 310.3 |
| 43 Jack MILLER | AUS | DUCATI | 309.4 | 308.5 | 308.5 | 307.6 | 306.8 | 307.9 | 309.4 |
| 44 Poli ESPARGARO | SPA | HONDA | 309.4 | 309.4 | 308.5 | 307.6 | 305.9 | 308.2 | 309.4 |
| 36 Joan MIR | SPA | SUZUKI | 308.5 | 307.6 | 307.6 | 306.8 | 306.8 | 307.5 | 308.5 |
| 73 Alex MARQUEZ | SPA | HONDA | 308.5 | 306.8 | 306.8 | 306.8 | 305.9 | 306.7 | 308.5 |
| 88 Miguel OLIVEIRA | POR | KTM | 308.5 | 307.6 | 307.6 | 306.8 | 306.8 | 307.4 | 308.5 |
| 10 Luca MARINI | ITA | DUCATI | 307.6 | 307.6 | 305.9 | 305.9 | 305.0 | 306.2 | 307.6 |
| 33 Brad BINDER | RSA | KTM | 307.6 | 306.8 | 306.8 | 305.9 | 305.9 | 306.6 | 307.6 |
| 30 Takaaki NAKAGAMI | JPN | HONDA | 306.8 | 306.8 | 306.8 | 306.8 | 305.9 | 306.4 | 306.8 |
| 42 Alex RINS | SPA | SUZUKI | 306.8 | 306.8 | 306.8 | 306.8 | 305.9 | 306.4 | 306.8 |
| 25 Raul FERNANDEZ | SPA | KTM | 305.9 | 305.9 | 305.0 | 305.0 | 304.2 | 305.2 | 305.9 |
| 40 Darryn BINDER | RSA | YAMAHA | 305.9 | 303.3 | 303.3 | 296.7 | 296.7 | 301.2 | 305.9 |
| 87 Remy GARDNER | AUS | KTM | 305.9 | 305.9 | 305.0 | 304.2 | 303.3 | 304.6 | 305.9 |
| 49 Fabio DI GIANNANTONIO | ITA | DUCATI | 304.2 | 300.8 | 295.0 | 294.2 | 293.4 | 297.5 | 304.2 |
| 4 Andrea DOVIZIOSO | ITA | YAMAHA | 303.3 | 302.5 | 301.6 | 301.6 | 301.6 | 302.1 | 303.3 |
| 21 Franco MORBIDELLI | ITA | YAMAHA | 302.5 | 302.5 | 302.5 | 301.6 | 301.6 | 302.1 | 302.5 |
| 20 Fabio QUARTARARO | FRA | YAMAHA | 300.0 | 294.2 | 293.4 | 293.4 | 293.4 | 294.9 | 300.0 |
| 41 Aleix ESPARGARO | SPA | APRILIA | 296.7 | 294.2 | 293.4 | 286.4 | 285.7 | 291.3 | 296.7 |
| 23 Enea BASTIANINI | ITA | DUCATI | 292.6 | 289.5 | | | | 291.1 | 292.6 |

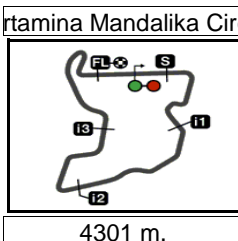
These data/results cannot be reproduced, stored and/or transmitted in whole or in part by any manner of electronic, mechanical, photocopying, recording, broadcasting or otherwise now known or herein after developed without the previous express consent by the copyright owner, except for reproduction in daily press and regular printed publications on sale to the public within 60 days of the event related to those data/results and always provided that copyright symbol appears together as follows below.

© DORNA, 2022

Official MotoGP Timing by TISSOT
www.motogp.com



Lombok, Saturday, March 19, 2022



4301 m.

PERTAMINA GRAND PRIX OF INDONESIA

Free Practice Nr. 3

Chronological Analysis of Performances

13

* Lap / Sector time cancelled **T1** Time from finish line to 1st intermed. **T3** Time from 2nd intermed. to 3rd intermed.
P Crossing the finish line in pit lane **T2** Time from 1st intermed. to 2nd intermed. **T4** Time from 3rd intermed. to finish line
 **Tyre data subject to further updates

| Lap | Lap Time | T1 | T2 | T3 | T4 | Speed | Lap | Lap Time | T1 | T2 | T3 | T4 | Speed |
|------------|-----------|---------------------|----|----|-------|-------|-----|-----------------|---------|--------|--------|--------|--------------|
| 1st | 93 | Marc MARQUEZ | | | HONDA | SPA | 10 | 1'35.454 * | 27.152* | 19.593 | 19.438 | 29.271 | 310.3 |
| | | Repsol Honda Team | | | | | 11 | 1'39.660 | 28.306 | 20.845 | 19.934 | 30.575 | 311.2 |
| | | | | | | | 12 | 1'35.110 | 26.948 | 19.644 | 19.361 | 29.157 | 309.4 |
| | | | | | | | 13 | 1'34.884 | 26.683 | 19.640 | 19.277 | 29.284 | 309.4 |
| | | | | | | | 14 | 1'37.504 | 26.792 | 19.518 | 19.365 | 31.829 | 309.4 |
| | | | | | | | 15 | 1'34.719 | 26.627 | 19.480 | 19.386 | 29.226 | 309.4 |
| | | | | | | | 16 | 1'34.250 | 26.519 | 19.364 | 19.242 | 29.125 | 310.3 |

| Run # | 1 | Front Tyre | Wet-Medium | Rear Tyre | Wet-Medium |
|-------|-----------------|------------|------------|-----------|------------|
| | | New Tyre | | New Tyre | |
| 1 | 2'03.621 | 29.885 | 23.830 | 22.616 | 33.301 |
| 2 | 1'46.246 | 29.659 | 22.123 | 21.661 | 32.803 |
| 3 | 1'45.016 | 29.403 | 21.519 | 21.669 | 32.425 |
| 4 | 1'43.533 | 29.092 | 21.118 | 21.365 | 31.958 |
| 5 | 1'43.135 | 29.092 | 21.012 | 21.274 | 31.757 |
| 6 | 1'42.319 | 28.793 | 20.878 | 21.063 | 31.585 |
| 7 | 1'48.414 P | 30.816 | 22.478 | 22.226 | 32.894 |

| Run # | 2 | Front Tyre | Slick-Medium | Rear Tyre | Slick-Soft |
|-------|-----------------|-----------------|--------------|-----------------|------------|
| | | 2 Laps at start | | 2 Laps at start | |
| 8 | 12'38.163 | 29.590 | 21.943 | 21.438 | 31.032 |
| 9 | 1'39.610 | 28.610 | 20.665 | 20.045 | 30.290 |
| 10 | 1'37.444 | 27.703 | 20.271 | 19.758 | 29.712 |
| 11 | 1'36.211 | 27.238 | 19.914 | 19.572 | 29.487 |
| 12 | 1'35.648 | 27.155 | 19.653 | 19.489 | 29.351 |
| 13 | 1'35.601 | 27.048 | 19.712 | 19.580 | 29.261 |
| 14 | 1'35.550 * | 26.909 | 19.684 | 19.342 | 29.615* |
| 15 | 1'34.868 * | 26.954* | 19.590 | 19.342 | 28.982 |
| 16 | 1'42.384 | 28.653 | 21.098 | 21.065 | 31.568 |
| 17 | 1'34.897 | 26.677 | 19.707 | 19.427 | 29.086 |
| 18 | 1'34.344 | 26.520 | 19.400 | 19.533 | 28.891 |
| 19 | 1'34.816 | 26.595 | 19.577 | 19.429 | 29.215 |
| 20 | 1'34.067 | 26.473 | 19.438 | 19.301 | 28.855 |
| 21 | 1'34.147 | 26.366 | 19.449 | 19.297 | 29.035 |

2nd **63** **Francesco BAGNAIA** DUCATI ITA
 Ducati Lenovo Team

| Run # | 1 | Front Tyre | Wet-Medium | Rear Tyre | Wet-Medium |
|-------|-----------------|------------|------------|-----------|------------|
| | | New Tyre | | New Tyre | |
| 1 | 2'08.870 | 29.691 | 22.651 | 22.163 | 33.427 |
| 2 | 1'45.976 | 29.810 | 21.792 | 21.564 | 32.810 |
| 3 | 1'47.126 | 29.612 | 22.040 | 22.099 | 33.375 |
| 4 | 1'43.852 | 28.911 | 21.374 | 21.101 | 32.466 |
| 5 | 1'50.868 P | 36.175 | 21.534 | 21.371 | 31.788 |

| Run # | 2 | Front Tyre | Slick-Soft | Rear Tyre | Slick-Soft |
|-------|-----------------|------------|------------|-----------------|------------|
| | | New Tyre | | 3 Laps at start | |
| 6 | 20'41.920 | 32.500 | 21.694 | 23.137 | 31.589 |
| 7 | 1'38.218 | 28.120 | 20.362 | 19.833 | 29.903 |
| 8 | 1'37.551 | 27.624 | 20.116 | 19.787 | 30.024 |
| 9 | 1'36.499 * | 27.256 | 19.668 | 19.544 | 30.031* |

3rd **72** **Marco BEZZECCHI** DUCATI ITA
 Mooney VR46 Racing Team

| Run # | 1 | Front Tyre | Wet-Medium | Rear Tyre | Wet-Medium |
|-------|-----------------|------------|------------|-----------|------------|
| | | New Tyre | | New Tyre | |
| 1 | 2'15.167 | 29.185 | 22.575 | 22.350 | 33.958 |
| 2 | 1'45.875 | 29.685 | 21.556 | 21.750 | 32.884 |
| 3 | 1'46.813 P | 30.520 | 21.545 | 21.342 | 33.406 |

| Run # | 2 | Front Tyre | Slick-Soft | Rear Tyre | Slick-Soft |
|-------|-----------------|-----------------|------------|-----------------|------------|
| | | 5 Laps at start | | 6 Laps at start | |
| 4 | 7'17.758 | 36.780 | 24.313 | 22.215 | 33.990 |
| 5 | 1'46.232 | 30.606 | 21.722 | 21.234 | 32.670 |
| 6 | 1'43.832 | 29.318 | 21.613 | 21.252 | 31.649 |
| 7 | 1'43.689 | 30.490 | 21.412 | 20.401 | 31.386 |
| 8 | 1'41.144 | 28.818 | 21.036 | 20.425 | 30.865 |
| 9 | 1'39.936 | 28.396 | 20.675 | 20.220 | 30.645 |
| 10 | 1'39.234 | 28.235 | 20.507 | 20.072 | 30.420 |
| 11 | 1'40.678 | 28.081 | 20.292 | 20.319 | 31.986 |
| 12 | 1'38.902 | 28.305 | 20.383 | 19.940 | 30.274 |
| 13 | 1'38.023 | 27.824 | 20.048 | 20.064 | 30.087 |
| 14 | 1'38.139 | 27.720 | 20.083 | 19.996 | 30.340 |
| 15 | 1'37.176 | 27.495 | 19.999 | 19.767 | 29.915 |
| 16 | 1'36.352 | 27.265 | 19.896 | 19.500 | 29.691 |
| 17 | 1'38.195 P | 27.232 | 20.123 | 20.043 | 30.797 |

Run # 3 Front Tyre Slick-Medium Rear Tyre Slick-Soft
 New Tyre New Tyre

| | | | | | |
|----|-----------------|--------|--------|--------|--------|
| 18 | 6'36.098 | 27.550 | 21.053 | 19.745 | 29.937 |
| 19 | 1'35.818 | 27.281 | 19.654 | 19.312 | 29.571 |
| 20 | 1'34.930 | 26.973 | 19.425 | 19.342 | 29.190 |
| 21 | 1'34.350 | 26.713 | 19.378 | 19.318 | 28.941 |

4th **10** **Luca MARINI** DUCATI ITA
 Mooney VR46 Racing Team

Run # 1 Front Tyre Wet-Medium Rear Tyre Wet-Medium
 New Tyre New Tyre

| | | | | | |
|---|----------|--------|--------|--------|--------|
| 1 | 2'08.714 | 31.229 | 23.093 | 22.362 | 33.492 |
|---|----------|--------|--------|--------|--------|

Fastest Lap: Marc MARQUEZ Repsol Honda Team SPA **1'34.067** 26.473 19.438 19.301 28.855

These data/results cannot be reproduced, stored and/or transmitted in whole or in part by any manner of electronic, mechanical, photocopying, recording, broadcasting or otherwise now known or herein after developed without the previous express consent by the copyright owner, except for reproduction in daily press and regular printed publications on sale to the public within 60 days of the event related to those data/results and always provided that copyright symbol appears together as follows below.
 © DORNA, 2022



Free Practice Nr. 3

MotoGP

| Lap | Lap Time | T1 | T2 | T3 | T4 | Speed | Lap | Lap Time | T1 | T2 | T3 | T4 | Speed |
|-------------------|--------------------------------|-------------------------|-----------------------------|-------------------------|--------|-------|--------------------|-----------|----------------------|----|----|--------|-------|
| | | | | | | | 6th | 44 | Poi ESPARGARO | | | HONDA | SPA |
| | | | | | | | Repsol Honda Team | | | | | | |
| 2 | 1'46.585 | 29.667 | 21.939 | 21.581 | 33.398 | 278.3 | | | | | | | |
| 3 | 1'47.096 | 29.564 | 21.970 | 22.084 | 33.478 | 276.2 | | | | | | | |
| 4 | 1'45.072 | 29.380 | 21.408 | 21.580 | 32.704 | 276.2 | | | | | | | |
| 5 | 1'55.798 | 34.809 | 24.800 | 22.239 | 33.950 | 284.2 | | | | | | | |
| 6 | 1'43.175 | 28.837 | 21.113 | 21.170 | 32.055 | 291.1 | | | | | | | |
| 7 | 1'58.269 | P 39.817 | 23.379 | 22.126 | 32.947 | 296.7 | | | | | | | |
| Run # 2 | Front Tyre Slick-Medium | | Rear Tyre Slick-Soft | | | | | | | | | | |
| | | 4 Laps at start | | 4 Laps at start | | | | | | | | | |
| 8 | 8'27.947 | 33.140 | 23.591 | 22.189 | 33.155 | | | | | | | | |
| 9 | 1'44.761 | 29.880 | 21.512 | 21.371 | 31.998 | 287.2 | | | | | | | |
| 10 | 1'42.615 | 29.007 | 20.925 | 20.938 | 31.745 | 295.8 | | | | | | | |
| 11 | 1'40.325 | 28.914 | 20.609 | 20.134 | 30.668 | 293.4 | | | | | | | |
| 12 | 1'38.812 | 28.236 | 20.356 | 19.991 | 30.229 | 302.5 | | | | | | | |
| 13 | 1'37.308 | 27.753 | 20.079 | 19.692 | 29.784 | 305.0 | | | | | | | |
| 14 | 1'36.911 | 27.388 | 19.932 | 19.598 | 29.993 | 305.0 | | | | | | | |
| 15 | 1'36.017 | 27.185 | 19.717 | 19.507 | 29.608 | 305.9 | | | | | | | |
| 16 | 1'51.592 | P 30.141 | 26.345* | 23.018 | 32.088 | 299.1 | | | | | | | |
| Run # 3 | Front Tyre Slick-Medium | | Rear Tyre Slick-Soft | | | | | | | | | | |
| | | New Tyre | | New Tyre | | | | | | | | | |
| 17 | 6'17.528 | 27.888 | 20.952 | 22.357 | 29.559 | | | | | | | | |
| 18 | 1'35.729 | 27.165 | 19.816 | 19.407 | 29.341 | 305.9 | | | | | | | |
| 19 | 1'34.806 | 26.839 | 19.552 | 19.289 | 29.126 | 307.6 | | | | | | | |
| 20 | 1'34.409 | 26.561 | 19.315 | 19.461 | 29.072 | 307.6 | | | | | | | |
| | | | | | | | 5th | 42 | Alex RINS | | | SUZUKI | SPA |
| | | | | | | | Team SUZUKI ECSTAR | | | | | | |
| Run # 1 | Front Tyre Wet-Medium | | Rear Tyre Wet-Medium | | | | | | | | | | |
| | | New Tyre | | New Tyre | | | | | | | | | |
| 1 | 2'07.332 | 30.380 | 23.030 | 22.540 | 33.147 | | | | | | | | |
| 2 | 1'46.718 | 29.540 | 21.429 | 22.261 | 33.488 | 288.7 | | | | | | | |
| 3 | 1'48.035 | 30.052 | 22.018 | 22.331 | 33.634 | 278.3 | | | | | | | |
| 4 | 1'44.084 | 29.201 | 21.267 | 21.492 | 32.124 | 284.9 | | | | | | | |
| 5 | 1'58.436 | 37.430 | 23.429 | 22.071 | 35.506 | 286.4 | | | | | | | |
| 6 | 1'43.557 | 28.950 | 21.096 | 21.616 | 31.895 | 284.9 | | | | | | | |
| 7 | 1'53.267 | 34.145 | 22.564 | 23.002 | 33.556 | 291.8 | | | | | | | |
| 8 | 1'43.160 | 28.814 | 21.108 | 21.294 | 31.944 | 295.0 | | | | | | | |
| 9 | 1'48.808 | P 30.204 | 22.699 | 22.535 | 33.370 | 284.9 | | | | | | | |
| Run # 2 | Front Tyre Slick-Soft | | Rear Tyre Slick-Soft | | | | | | | | | | |
| | | New Tyre | | 4 Laps at start | | | | | | | | | |
| 10 | 7'02.547 | 34.218 | 22.390 | 21.221 | 32.040 | | | | | | | | |
| 11 | 1'40.896 | 28.673 | 20.819 | 20.598 | 30.806 | 300.8 | | | | | | | |
| 12 | 1'38.670 | 28.068 | 20.293 | 20.114 | 30.195 | 305.0 | | | | | | | |
| 13 | 1'37.559 | 27.752 | 19.887 | 20.018 | 29.902 | 305.9 | | | | | | | |
| 14 | 1'42.185 | 29.435 | 21.262 | 20.607 | 30.881 | 306.8 | | | | | | | |
| 15 | 1'36.889 | 27.523 | 19.773 | 19.857 | 29.736 | 306.8 | | | | | | | |
| unfinished | | 28.865 | 20.846 | 25.563 | 305.9 | | | | | | | | |
| Run # 3 | Front Tyre Slick-Soft | | Rear Tyre Slick-Soft | | | | | | | | | | |
| | | New Tyre | | New Tyre | | | | | | | | | |
| 16 | 1'45.576 | 34.462 | 20.968 | 20.252 | 29.894 | | | | | | | | |
| 17 | 1'35.943 | 27.096 | 19.731 | 19.743 | 29.373 | 306.8 | | | | | | | |
| 18 | 1'38.030 | 27.153 | 19.734 | 21.337 | 29.806 | 306.8 | | | | | | | |
| 19 | 1'34.633 | 27.016 | 19.318 | 19.399 | 28.900 | 305.9 | | | | | | | |
| | | | | | | | 7th | 43 | Jack MILLER | | | DUCATI | AUS |
| | | | | | | | Ducati Lenovo Team | | | | | | |
| Run # 1 | Front Tyre Wet-Medium | | Rear Tyre Wet-Medium | | | | | | | | | | |
| | | New Tyre | | New Tyre | | | | | | | | | |
| 1 | 3'21.202 | P 29.857 | 23.142 | 22.972 | 33.146 | | | | | | | | |
| Run # 2 | Front Tyre Slick-Soft | | Rear Tyre Slick-Soft | | | | | | | | | | |
| | | 4 Laps at start | | 4 Laps at start | | | | | | | | | |
| 2 | 9'13.432 | 33.847 | 23.271 | 21.930 | 32.548 | | | | | | | | |
| 3 | 1'42.383 | 29.403 | 21.514 | 20.469 | 30.997 | 301.6 | | | | | | | |
| 4 | 1'40.284 | 28.407 | 21.040 | 20.322 | 30.515 | 304.2 | | | | | | | |
| 5 | 1'39.160 | 28.004 | 20.852 | 20.043 | 30.261 | 305.0 | | | | | | | |
| 6 | 1'38.275 | 27.717 | 20.606 | 19.921 | 30.031 | 305.0 | | | | | | | |
| 7 | 1'37.860 | 27.630 | 20.520 | 19.786 | 29.924 | 305.0 | | | | | | | |
| 8 | 1'46.668 | 32.480 | 23.401 | 20.251 | 30.536 | 305.0 | | | | | | | |
| 9 | 1'40.759 | 27.443 | 20.501 | 22.105 | 30.710 | 305.0 | | | | | | | |
| 10 | 1'37.481 | 27.138 | 20.265 | 20.029 | 30.049 | 306.8 | | | | | | | |
| 11 | 1'48.872 | | | 20.422 | 31.272 | 305.9 | | | | | | | |
| 12 | 1'36.490 | 27.150 | 20.231 | 19.643 | 29.466 | 307.6 | | | | | | | |
| 13 | 1'36.056 | 27.044 | 20.182 | 19.465 | 29.365 | 305.9 | | | | | | | |
| 14 | 1'48.678 | P 30.109 | 24.996 | 21.860 | 31.713 | 309.4 | | | | | | | |
| Run # 3 | Front Tyre Slick-Soft | | Rear Tyre Slick-Soft | | | | | | | | | | |
| | | 17 Laps at start | | 17 Laps at start | | | | | | | | | |
| 15 | 8'17.547 | 30.118 | 22.222 | 21.280 | 29.683 | | | | | | | | |
| 16 | 1'35.671 | 26.923 | 20.129 | 19.451 | 29.168 | 306.8 | | | | | | | |
| 17 | 1'34.713 | 26.455 | 19.822 | 19.291 | 29.145 | 308.5 | | | | | | | |

Fastest Lap: Marc MARQUEZ Repsol Honda Team SPA 1'34.067 26.473 19.438 19.301 28.855

These data/results cannot be reproduced, stored and/or transmitted in whole or in part by any manner of electronic, mechanical, photocopying, recording, broadcasting or otherwise now known or herein after developed without the previous express consent by the copyright owner, except for reproduction in daily press and regular printed publications on sale to the public within 60 days of the event related to those data/results and always provided that copyright symbol appears together as follows below.
© DORNA, 2022

Official MotoGP Timing by TISSOT
www.motogp.com



Lombok, Saturday, March 19, 2022

Free Practice Nr. 3

MotoGP

| Lap | Lap Time | T1 | T2 | T3 | T4 | Speed | Lap | Lap Time | T1 | T2 | T3 | T4 | Speed |
|--|-----------------|------------------|---------------|------------------|---------------|--------------|--|-----------------|-----------------|---------------|-----------------|---------------|--------------|
| 18 | 1'56.059 * | 32.887 | 30.104* | 22.233 | 30.835 | 308.5 | 14 | 1'36.915 | 27.465 | 19.914 | 19.786 | 29.750 | 305.9 |
| 8th 88 Miguel OLIVEIRA KTM POR Red Bull KTM Factory Racing | | | | | | | 15 | 1'37.544 * | 27.029 | 20.609 | 20.109 | 29.797* | 306.8 |
| | | | | | | | 16 | 1'36.771 * | 27.096* | 19.914 | 19.721 | 30.040 | 307.6 |
| | | | | | | | 17 | 1'35.827 | 27.104 | 19.704 | 19.557 | 29.462 | 307.6 |
| | | | | | | | 18 | 1'38.590 P | 27.919 | 21.084 | 20.574 | 29.013 | 308.5 |
| Run # | 1 | Front Tyre | Wet-Medium | Rear Tyre | Wet-Medium | | Run # | 3 | Front Tyre | Slick-Soft | Rear Tyre | Slick-Soft | |
| | | New Tyre | | New Tyre | | | | | 8 Laps at start | | 8 Laps at start | | |
| 1 | 2'13.313 | 29.635 | 23.160 | 22.145 | 33.658 | | 19 | 3'09.862 | 27.144 | 20.234 | 19.688 | 29.500 | |
| 2 | 1'44.034 | 29.392 | 21.186 | 21.001 | 32.455 | 284.9 | 20 | 1'35.523 | 26.962 | 19.745 | 19.589 | 29.227 | 305.0 |
| 3 | 1'50.280 | 29.373 | 20.998 | 21.380 | 38.529 | 287.2 | 21 | 1'34.840 | 26.585 | 19.592 | 19.373 | 29.290 | 306.8 |
| 4 | 1'42.629 | 28.822 | 20.636 | 21.093 | 32.078 | 294.2 | 10th 4 Andrea DOVIZIOSO YAMAHA ITA WithU Yamaha RNF MotoGP Team | | | | | | |
| 5 | 1'43.729 | 29.060 | 20.995 | 21.417 | 32.257 | 295.0 | Run # | 1 | Front Tyre | Wet-Medium | Rear Tyre | Wet-Medium | |
| 6 | 1'43.470 | 29.477 | 21.074 | 21.060 | 31.859 | 266.0 | | | New Tyre | | New Tyre | | |
| 7 | 1'42.002 | 28.798 | 20.773 | 20.908 | 31.523 | 295.0 | 1 | 2'50.048 | 31.519 | 23.874 | 23.308 | 34.835 | |
| 8 | 1'42.501 | 29.172 | 20.922 | 20.839 | 31.568 | 299.1 | 2 | 1'51.377 | 30.610 | 22.498 | 22.858 | 35.411 | 284.9 |
| 9 | 1'41.740 P | 28.620 | 20.732 | 20.843 | 31.545 | 295.0 | 3 | 1'44.853 | 29.228 | 21.648 | 21.572 | 32.405 | 293.4 |
| Run # | 2 | Front Tyre | Slick-Soft | Rear Tyre | Slick-Soft | | 4 | 1'44.552 | 29.324 | 21.310 | 21.468 | 32.450 | 292.6 |
| | | New Tyre | | 5 Laps at start | | | 5 | 1'44.153 | 29.039 | 21.228 | 21.220 | 32.666 | 291.8 |
| 10 | 5'45.484 | 31.149 | 23.254 | 20.994 | 34.054 | | 6 | 1'54.142 P | 31.735 | 24.922 | 24.028 | 33.457 | 291.1 |
| 11 | 1'39.789 | 28.655 | 20.718 | 20.163 | 30.253 | 301.6 | Run # | 2 | Front Tyre | Wet-Medium | Rear Tyre | Wet-Medium | |
| 12 | 1'39.560 | 28.115 | 20.695 | 20.839 | 29.911 | 305.0 | | | 6 Laps at start | | 6 Laps at start | | |
| 13 | 1'37.474 | 27.761 | 20.120 | 19.812 | 29.781 | 305.0 | 7 | 8'15.152 | 30.325 | 22.955 | 24.426 | 33.099 | |
| 14 | 1'38.682 * | 27.746 | 21.209* | 19.933 | 29.794 | 305.9 | 8 | 1'42.783 P | 29.271 | 21.241 | 21.126 | 31.145 | 294.2 |
| 15 | 1'36.888 | 27.752 | 20.001 | 19.649 | 29.486 | 305.9 | Run # | 3 | Front Tyre | Slick-Soft | Rear Tyre | Slick-Soft | |
| 16 | 1'35.938 | 27.401 | 19.809 | 19.442 | 29.286 | 306.8 | | | New Tyre | | New Tyre | | |
| 17 | 1'43.616 | 32.435 | 21.034 | 20.136 | 30.011 | 308.5 | 9 | 5'27.783 | 31.001 | 22.525 | 21.599 | 32.433 | |
| 18 | 1'36.272 | 27.136 | 19.865 | 19.533 | 29.738 | 307.6 | 10 | 1'42.706 | 29.846 | 21.007 | 20.495 | 31.358 | 295.0 |
| 19 | 1'36.408 P | 27.221 | 20.058 | 19.845 | 29.284 | 306.8 | 11 | 1'41.380 | 28.721 | 20.730 | 20.180 | 31.749 | 299.1 |
| Run # | 3 | Front Tyre | Slick-Soft | Rear Tyre | Slick-Soft | | 12 | 1'38.947 | 27.845 | 20.323 | 19.874 | 30.905 | 300.0 |
| | | 10 Laps at start | | 15 Laps at start | | | 13 | 1'37.808 | 27.813 | 20.094 | 19.619 | 30.282 | 299.1 |
| 20 | 3'01.278 | 28.270 | 20.654 | 19.837 | 29.515 | | 14 | 1'36.681 | 27.240 | 19.949 | 19.654 | 29.838 | 300.8 |
| 21 | 1'35.888 | 27.374 | 19.866 | 19.427 | 29.221 | 306.8 | 15 | 1'39.299 | 27.136 | 20.190 | 20.491 | 31.482 | 300.8 |
| 22 | 1'35.675 | 27.239 | 19.854 | 19.444 | 29.138 | 305.9 | 16 | 1'35.790 | 26.927 | 19.815 | 19.473 | 29.575 | 301.6 |
| 23 | 1'34.750 | 26.814 | 19.572 | 19.285 | 29.079 | 307.6 | 17 | 1'35.657 | 26.965 | 19.707 | 19.480 | 29.505 | 302.5 |
| 24 | 1'35.445 | 26.941 | 19.583 | 19.271 | 29.650 | 305.9 | 18 | 1'35.215 | 26.754 | 19.695 | 19.379 | 29.387 | 301.6 |
| 9th 36 Joan MIR SUZUKI SPA Team SUZUKI ECSTAR | | | | | | | 19 | 1'39.936 | 28.783 | 20.644 | 20.344 | 30.165 | 301.6 |
| Run # | 1 | Front Tyre | Wet-Medium | Rear Tyre | Wet-Medium | | 20 | 1'34.852 | 26.698 | 19.522 | 19.387 | 29.245 | 303.3 |
| | | New Tyre | | New Tyre | | | 11th 21 Franco MORBIDELLI YAMAHA ITA Monster Energy Yamaha MotoGP | | | | | | |
| 1 | 2'05.944 | 35.111 | 22.893 | 22.818 | 33.965 | | Run # | 1 | Front Tyre | Slick-Soft | Rear Tyre | Slick-Medium | |
| 2 | 1'48.270 | 30.697 | 21.388 | 22.756 | 33.429 | 281.2 | | | 6 Laps at start | | New Tyre | | |
| 3 | 1'48.646 | 30.068 | 22.021 | 23.371 | 33.186 | 269.3 | 1 | 28'42.296 | 33.220 | 23.116 | 22.056 | 32.625 | |
| 4 | 1'46.026 | 30.254 | 21.565 | 21.515 | 32.692 | 272.0 | 2 | 1'41.335 | 29.124 | 21.127 | 20.354 | 30.730 | 295.8 |
| 5 | 1'44.516 | 29.368 | 21.276 | 21.570 | 32.302 | 283.4 | 3 | 1'39.535 | 28.458 | 20.779 | 20.087 | 30.211 | 300.0 |
| 6 | 1'51.429 | 32.466 | 22.290 | 23.003 | 33.670 | 294.2 | 4 | 1'37.965 | 27.818 | 20.547 | 19.676 | 29.924 | 300.8 |
| 7 | 1'50.556 | 31.225 | 22.124 | 21.761 | 35.446 | 296.7 | 5 | 1'37.887 | 27.381 | 20.105 | 19.603 | 30.798 | 300.8 |
| 8 | 1'45.800 | 29.130 | 21.212 | 21.150 | 34.308 | 281.2 | 6 | 1'36.463 | 27.372 | 20.078 | 19.475 | 29.538 | 300.8 |
| 9 | 1'42.720 | 28.870 | 21.021 | 21.064 | 31.765 | 292.6 | 7 | 1'35.959 | 27.170 | 19.909 | 19.384 | 29.496 | 302.5 |
| 10 | 1'45.285 P | 29.511 | 22.104 | 21.738 | 31.932 | 297.5 | 8 | 1'35.623 | 27.098 | 19.791 | 19.329 | 29.405 | 302.5 |
| Run # | 2 | Front Tyre | Slick-Soft | Rear Tyre | Slick-Soft | | 9 | 1'36.191 | 27.330 | 19.845 | 19.420 | 29.596 | 301.6 |
| | | New Tyre | | New Tyre | | | 10 | 1'52.660 | | | 20.913 | 30.038 | 301.6 |
| 11 | 10'01.700 | 31.155 | 21.967 | 20.921 | 31.801 | | Fastest Lap: Marc MARQUEZ Repsol Honda Team SPA 1'34.067 26.473 19.438 19.301 28.855 | | | | | | |
| 12 | 1'40.205 | 28.759 | 20.581 | 20.205 | 30.660 | 302.5 | These data/results cannot be reproduced, stored and/or transmitted in whole or in part by any manner of electronic, mechanical, photocopying, recording, broadcasting or otherwise now known or herein after developed without the previous express consent by the copyright owner, except for reproduction in daily press and regular printed publications on sale to the public within 60 days of the event related to those data/results and always provided that copyright symbol appears together as follows below. | | | | | | |
| 13 | 1'38.116 | 27.732 | 20.173 | 20.190 | 30.021 | 304.2 | © DORNA, 2022 | | | | | | |

Official MotoGP Timing by TISSOT
www.motogp.com



Free Practice Nr. 3

MotoGP

| Lap | Lap Time | T1 | T2 | T3 | T4 | Speed | Lap | Lap Time | T1 | T2 | T3 | T4 | Speed |
|-----|----------|--------|--------|--------|--------|-------|-----|----------|----|----|----|----|-------|
| 11 | 1'34.942 | 26.796 | 19.657 | 19.317 | 29.172 | 302.5 | | | | | | | |

12th 30 Takaaki NAKAGAMI HONDA JPN
LCR Honda IDEMITSU

14th 73 Alex MARQUEZ HONDA SPA
LCR Honda CASTROL

| Run # | 1 | Front Tyre | Wet-Medium New Tyre | Rear Tyre | Wet-Medium New Tyre | Speed |
|-------|----------|------------|------------------------|-----------|------------------------|-------|
| 1 | 4'09.999 | 1'12.204 | | 23.302 | 34.560 | |
| 2 | 1'47.703 | 30.451 | 22.081 | 22.562 | 32.609 | 276.9 |
| 3 | 1'45.592 | 29.901 | 21.729 | 21.603 | 32.359 | 284.9 |
| 4 | 1'43.988 | 29.414 | 21.337 | 21.272 | 31.965 | 293.4 |
| 5 | 1'52.313 | 33.605 | 23.112 | 22.592 | 33.004 | 293.4 |
| 6 | 1'45.914 | 29.536 | 21.382 | 21.535 | 33.461 | 288.0 |
| 7 | 1'48.270 | P 30.460 | 21.394 | 21.568 | 34.848 | 284.9 |

| Run # | 1 | Front Tyre | Wet-Medium New Tyre | Rear Tyre | Wet-Medium New Tyre | Speed |
|-------|----------|------------|------------------------|-----------|------------------------|-------|
| 1 | 2'04.597 | 28.918 | 23.702 | 22.782 | 33.735 | |
| 2 | 1'45.799 | 29.453 | 21.768 | 21.698 | 32.880 | 288.7 |
| 3 | 1'44.903 | 29.393 | 21.484 | 21.491 | 32.535 | 288.7 |
| 4 | 1'43.662 | 29.114 | 21.145 | 21.302 | 32.101 | 290.3 |
| 5 | 1'43.540 | 29.090 | 21.090 | 21.176 | 32.184 | 291.8 |
| 6 | 1'42.989 | 28.977 | 20.814 | 21.112 | 32.086 | 291.1 |
| 7 | 1'55.369 | 31.051 | 23.349 | 23.731 | 37.238 | 293.4 |
| 8 | 1'42.253 | 28.809 | 20.622 | 21.082 | 31.740 | 296.7 |
| 9 | 1'43.016 | P 28.776 | 20.704 | 21.200 | 32.336 | 296.7 |

| Run # | 2 | Front Tyre | Slick-Soft 16 Laps at start | Rear Tyre | Slick-Soft 5 Laps at start | Speed |
|-------|-----------|------------|--------------------------------|-----------|-------------------------------|-------|
| 8 | 11'05.381 | 30.622 | 23.094 | 21.729 | 32.959 | |
| 9 | 1'47.773 | * 30.021 | 26.110* | 20.876 | 30.766 | 296.7 |
| 10 | 1'39.967 | 28.874 | 20.931 | 20.025 | 30.137 | 305.0 |
| 11 | 1'38.031 | 28.124 | 20.510 | 19.630 | 29.767 | 303.3 |
| 12 | 1'36.979 | 27.789 | 20.098 | 19.487 | 29.605 | 306.8 |
| 13 | 1'42.294 | 31.637 | 20.844 | 19.904 | 29.909 | 305.0 |
| 14 | 1'36.222 | 27.530 | 19.878 | 19.407 | 29.407 | 306.8 |
| 15 | 1'41.950 | 29.744 | 22.277 | 20.109 | 29.820 | 306.8 |
| 16 | 1'36.142 | 27.510 | 20.056 | 19.317 | 29.259 | 305.9 |
| 17 | 1'36.876 | 27.186 | 19.970 | 20.197 | 29.523 | 305.9 |
| 18 | 1'36.305 | 27.329 | 19.783 | 19.342 | 29.851 | 304.2 |
| 19 | 1'38.608 | 28.894 | 20.562 | 19.890 | 29.262 | 305.9 |
| 20 | 1'34.947 | 27.046 | 19.735 | 19.252 | 28.914 | 306.8 |

| Run # | 2 | Front Tyre | Slick-Medium 5 Laps at start | Rear Tyre | Slick-Soft 5 Laps at start | Speed |
|-------|-----------|------------|---------------------------------|-----------|-------------------------------|-------|
| 10 | 12'34.417 | 29.973 | 22.191 | 21.028 | 31.714 | |
| 11 | 1'39.521 | 28.345 | 20.794 | 20.078 | 30.304 | 304.2 |
| 12 | 1'37.858 | 27.907 | 20.141 | 19.941 | 29.869 | 305.9 |
| 13 | 1'37.594 | 27.439 | 19.953 | 20.342 | 29.860 | 305.0 |
| 14 | 1'37.167 | 27.275 | 19.888 | 19.763 | 30.241 | 305.0 |
| 15 | 1'36.873 | 27.108 | 20.091 | 19.945 | 29.729 | 306.8 |
| 16 | 1'36.121 | 27.108 | 19.756 | 19.705 | 29.552 | 305.9 |
| 17 | 1'43.521 | 31.790 | 22.196 | 19.757 | 29.778 | 305.9 |
| 18 | 1'35.588 | 27.028 | 19.640 | 19.610 | 29.310 | 306.8 |
| 19 | 1'42.859 | * 26.898 | 21.409* | 21.315 | 33.237 | 308.5 |
| 20 | 1'35.127 | 26.879 | 19.558 | 19.563 | 29.127 | 306.8 |

13th 87 Remy GARDNER KTM AUS
Tech3 KTM Factory Racing

15th 12 Maverick VIÑALES APRILIA SPA
Aprilia Racing

| Run # | 1 | Front Tyre | Wet-Medium 5 Laps at start | Rear Tyre | Wet-Medium 5 Laps at start | Speed |
|-------|----------|------------|-------------------------------|-----------|-------------------------------|-------|
| 1 | 2'29.887 | 30.759 | 24.178 | 22.824 | 40.196 | |
| 2 | 1'47.158 | 30.050 | 22.407 | 21.724 | 32.977 | 288.7 |
| 3 | 1'46.277 | 29.628 | 21.910 | 21.766 | 32.973 | 289.5 |
| 4 | 1'44.732 | 29.393 | 21.391 | 21.427 | 32.521 | 284.2 |
| 5 | 1'43.897 | 29.153 | 21.408 | 21.220 | 32.116 | 288.7 |
| 6 | 1'53.183 | P 33.740 | 23.192 | 22.397 | 33.854 | 278.3 |

| Run # | 1 | Front Tyre | Wet-Medium New Tyre | Rear Tyre | Wet-Medium New Tyre | Speed |
|-------|----------|------------|------------------------|-----------|------------------------|-------|
| 1 | 2'12.280 | 30.048 | 22.915 | 22.088 | 33.596 | |
| 2 | 1'52.655 | 33.847 | 23.461 | 21.903 | 33.444 | 272.0 |
| 3 | 1'46.102 | 29.562 | 21.576 | 21.813 | 33.151 | 291.1 |
| 4 | 1'49.992 | P 29.438 | 23.810 | 22.693 | 34.051 | 296.7 |

| Run # | 2 | Front Tyre | Slick-Soft 13 Laps at start | Rear Tyre | Slick-Soft 4 Laps at start | Speed |
|-------|-----------|------------|--------------------------------|-----------|-------------------------------|-------|
| 7 | 13'53.522 | * 38.681 | 25.790* | 22.955 | 33.327 | |
| 8 | 1'42.874 | 29.404 | 21.622 | 20.416 | 31.432 | 293.4 |
| 9 | 1'40.570 | 28.602 | 20.612 | 19.849 | 31.507 | 297.5 |
| 10 | 1'38.365 | 28.042 | 20.335 | 19.700 | 30.288 | 300.8 |
| 11 | 1'37.660 | 27.762 | 20.176 | 19.803 | 29.919 | 301.6 |
| 12 | 1'38.555 | 27.612 | 20.302 | 20.164 | 30.477 | 303.3 |
| 13 | 1'36.863 | 27.348 | 20.000 | 19.579 | 29.936 | 303.3 |
| 14 | 1'36.824 | 27.073 | 19.902 | 19.609 | 30.240 | 304.2 |
| 15 | 1'36.280 | 27.194 | 19.911 | 19.546 | 29.629 | 297.5 |
| 16 | 1'45.785 | 31.743 | 24.067 | 19.946 | 30.029 | 300.0 |
| 17 | 1'35.824 | 27.004 | 19.748 | 19.638 | 29.434 | 305.0 |
| 18 | 1'40.704 | 27.268 | 19.878 | 21.936 | 31.622 | 305.9 |
| 19 | 1'35.060 | 26.608 | 19.638 | 19.464 | 29.350 | 305.9 |

| Run # | 2 | Front Tyre | Wet-Medium 4 Laps at start | Rear Tyre | Wet-Medium 4 Laps at start | Speed |
|-------|----------|------------|-------------------------------|-----------|-------------------------------|-------|
| 5 | 6'52.009 | 28.948 | 22.777 | 23.150 | 32.867 | |
| 6 | 1'43.159 | 28.720 | 21.270 | 21.163 | 32.006 | 299.1 |
| 7 | 1'42.693 | 28.860 | 20.829 | 21.206 | 31.798 | 298.3 |
| 8 | 1'52.580 | P 30.789 | 22.474 | 22.015 | 37.302 | 276.2 |

| Run # | 3 | Front Tyre | Slick-Soft New Tyre | Rear Tyre | Slick-Soft 4 Laps at start | Speed |
|-------|-----------|------------|------------------------|-----------|-------------------------------|-------|
| 9 | 15'19.044 | 29.218 | 21.324 | 20.702 | 31.727 | |
| 10 | 1'39.689 | 28.826 | 20.411 | 20.017 | 30.435 | 305.0 |
| 11 | 1'38.914 | 28.793 | 20.091 | 19.858 | 30.172 | 310.3 |
| 12 | 1'37.491 | 27.954 | 19.909 | 19.878 | 29.750 | 306.8 |
| 13 | 1'36.352 | 27.471 | 19.841 | 19.571 | 29.469 | 307.6 |
| 14 | 1'35.794 | 27.212 | 19.749 | 19.510 | 29.323 | 309.4 |
| 15 | 1'35.210 | 26.870 | 19.555 | 19.509 | 29.276 | 308.5 |
| 16 | 1'41.220 | * 26.988 | 23.973* | 20.845 | 29.414 | 308.5 |

Fastest Lap: Marc MARQUEZ Repsol Honda Team SPA 1'34.067 26.473 19.438 19.301 28.855

These data/results cannot be reproduced, stored and/or transmitted in whole or in part by any manner of electronic, mechanical, photocopying, recording, broadcasting or otherwise now known or herein after developed without the previous express consent by the copyright owner, except for reproduction in daily press and regular printed publications on sale to the public within 60 days of the event related to those data/results and always provided that copyright symbol appears together as follows below.
© DORNA, 2022

Official MotoGP Timing by TISSOT
www.motogp.com



Lombok, Saturday, March 19, 2022

Free Practice Nr. 3

MotoGP

| Lap | Lap Time | T1 | T2 | T3 | T4 | Speed | Lap | Lap Time | T1 | T2 | T3 | T4 | Speed | |
|--------------------------|-----------------|----------------------------|------------------|-----------|------------------|--------------|-----|----------|-----------------|--------|--------|--------|--------|-------|
| 16th | 5 | Johann ZARCO | | | | DUCATI | FRA | 17 | 1'35.317 | 26.783 | 19.764 | 19.402 | 29.368 | 310.3 |
| Pramac Racing | | | | | | | | | | | | | | |
| Run # | 1 | Front Tyre | Wet-Medium | Rear Tyre | Wet-Medium | | | | | | | | | |
| | | | 5 Laps at start | | 5 Laps at start | | | | | | | | | |
| 1 | 2'10.725 | 29.223 | 22.546 | 22.098 | 33.792 | | | | | | | | | |
| 2 | 1'44.218 | 29.377 | 21.174 | 21.180 | 32.487 | 300.8 | | | | | | | | |
| 3 | 1'46.761 | 29.459 | 21.917 | 22.355 | 33.030 | 287.2 | | | | | | | | |
| 4 | 1'43.764 | 28.731 | 21.434 | 21.255 | 32.344 | 299.1 | | | | | | | | |
| 5 | 1'57.497 | 37.717 | 23.767 | 21.958 | 34.055 | 303.3 | | | | | | | | |
| 6 | 1'42.646 | 28.783 | 21.126 | 20.884 | 31.853 | 300.0 | | | | | | | | |
| 7 | 1'46.781 P | 29.690 | 21.679 | 21.419 | 33.993 | 296.7 | | | | | | | | |
| Run # | 2 | Front Tyre | Slick-Soft | Rear Tyre | Slick-Soft | | | | | | | | | |
| | | | 15 Laps at start | | 4 Laps at start | | | | | | | | | |
| 8 | 6'09.090 | 30.196 | 22.930 | 21.723 | 31.987 | | | | | | | | | |
| 9 | 1'40.843 | 28.645 | 20.891 | 20.391 | 30.916 | 305.9 | | | | | | | | |
| 10 | 1'39.285 | 28.006 | 20.650 | 20.161 | 30.468 | 305.9 | | | | | | | | |
| 11 | 1'44.666 | 31.688 | 21.809 | 20.463 | 30.706 | 305.9 | | | | | | | | |
| 12 | 1'37.566 | 27.727 | 20.168 | 19.841 | 29.830 | 307.6 | | | | | | | | |
| 13 | 1'37.094 | 27.365 | 20.015 | 19.774 | 29.940 | 307.6 | | | | | | | | |
| 14 | 1'40.856 | 27.362 | 21.106 | 20.900 | 31.488 | 307.6 | | | | | | | | |
| 15 | 1'36.524 | 27.274 | 19.954 | 19.678 | 29.618 | 307.6 | | | | | | | | |
| 16 | 1'41.838 | 27.076 | 19.771 | 19.629 | 35.362 | 309.4 | | | | | | | | |
| 17 | 1'36.305 | 27.087 | 19.791 | 19.602 | 29.825 | 308.5 | | | | | | | | |
| 18 | 1'39.294 P | 27.573 | 20.106 | 20.336 | 31.279 | 311.2 | | | | | | | | |
| 17th | 89 | Jorge MARTIN | | | | DUCATI | SPA | | | | | | | |
| Pramac Racing | | | | | | | | | | | | | | |
| Run # | 1 | Front Tyre | Wet-Medium | Rear Tyre | Wet-Medium | | | | | | | | | |
| | | | New Tyre | | New Tyre | | | | | | | | | |
| 1 | 2'28.763 | 29.641 | 23.043 | 22.403 | 33.918 | | | | | | | | | |
| 2 | 1'46.171 | 29.668 | 21.902 | 21.400 | 33.201 | 292.6 | | | | | | | | |
| 3 | 1'47.977 | 29.832 | 22.549 | 21.880 | 33.716 | 297.5 | | | | | | | | |
| 4 | 1'44.431 | 29.389 | 21.304 | 21.211 | 32.527 | 292.6 | | | | | | | | |
| 5 | 1'44.042 | 29.186 | 21.337 | 21.209 | 32.310 | 291.8 | | | | | | | | |
| 6 | 1'56.192 * | 33.554 | 24.823* | 22.944 | 34.871 | 284.9 | | | | | | | | |
| 7 | 1'42.652 | 28.766 | 20.875 | 20.955 | 32.056 | 294.2 | | | | | | | | |
| 8 | 1'48.967 P | 30.928 | 21.872* | 22.522 | 33.645 | 295.8 | | | | | | | | |
| Run # | 2 | Front Tyre | Slick-Soft | Rear Tyre | Slick-Soft | | | | | | | | | |
| | | | New Tyre | | 6 Laps at start | | | | | | | | | |
| 9 | 17'54.202 | 31.441 | 21.830 | 21.020 | 31.576 | | | | | | | | | |
| 10 | 1'40.149 | 28.894 | 20.751 | 20.009 | 30.495 | 303.3 | | | | | | | | |
| 11 | 1'38.669 | 27.611 | 20.703 | 19.836 | 30.519 | 305.0 | | | | | | | | |
| 12 | 1'39.125 | 27.651 | 20.409 | 19.783 | 31.282 | 306.8 | | | | | | | | |
| 13 | 1'37.268 | 27.344 | 20.267 | 19.677 | 29.980 | 306.8 | | | | | | | | |
| 14 | 1'43.475 * | 27.323 | 23.160* | 23.035 | 29.957 | 306.8 | | | | | | | | |
| 15 | 1'36.340 | 27.070 | 19.774 | 19.410 | 30.086 | 307.6 | | | | | | | | |
| 16 | 1'42.605 * | 29.071 | 21.604* | 22.246 | 29.684 | 309.4 | | | | | | | | |
| 18th | 49 | Fabio DI GIANNANTON | | | | DUCATI | ITA | | | | | | | |
| Gresini Racing MotoGP | | | | | | | | | | | | | | |
| Run # | 1 | Front Tyre | Wet-Medium | Rear Tyre | Wet-Medium | | | | | | | | | |
| | | | 5 Laps at start | | 5 Laps at start | | | | | | | | | |
| 1 | 2'13.728 | 29.793 | 22.955 | 22.326 | 33.646 | | | | | | | | | |
| 2 | 1'46.578 | 29.908 | 21.856 | 21.698 | 33.116 | 279.0 | | | | | | | | |
| 3 | 1'45.695 | 30.101 | 21.292 | 21.544 | 32.758 | 270.0 | | | | | | | | |
| 4 | 1'44.739 | 29.617 | 21.076 | 21.675 | 32.371 | 279.0 | | | | | | | | |
| 5 | 1'44.240 | 29.417 | 21.042 | 21.263 | 32.518 | 281.2 | | | | | | | | |
| 6 | 2'12.459 | 41.648 | 25.198 | 26.247 | 39.366 | 274.8 | | | | | | | | |
| 7 | 1'43.591 | 29.355 | 20.962 | 21.048 | 32.226 | 294.2 | | | | | | | | |
| 8 | 1'43.151 | 28.959 | 20.967 | 21.132 | 32.093 | 293.4 | | | | | | | | |
| 9 | 2'08.721 * | 39.408 | 29.979* | 24.061 | 35.273 | 277.6 | | | | | | | | |
| 10 | 1'42.268 | 28.711 | 20.768 | 20.895 | 31.894 | 295.0 | | | | | | | | |
| 11 | 1'46.703 P | 28.735 | 20.806 | 22.366 | 34.796 | 288.7 | | | | | | | | |
| Run # | 2 | Front Tyre | Slick-Soft | Rear Tyre | Slick-Soft | | | | | | | | | |
| | | | New Tyre | | New Tyre | | | | | | | | | |
| 12 | 13'27.633 P | 31.107 | 21.629 | 33.851 | 49.133 | | | | | | | | | |
| Run # | 3 | Front Tyre | Slick-Soft | Rear Tyre | Slick-Soft | | | | | | | | | |
| | | | 1 Laps at start | | 1 Laps at start | | | | | | | | | |
| 13 | 9'00.143 | 31.124 | 21.404 | 19.939 | 30.919 | | | | | | | | | |
| 14 | 1'36.987 | 27.853 | 19.908 | 19.549 | 29.677 | 300.8 | | | | | | | | |
| 15 | 1'35.856 | 27.249 | 19.788 | 19.412 | 29.407 | 304.2 | | | | | | | | |
| 19th | 25 | Raul FERNANDEZ | | | | KTM | SPA | | | | | | | |
| Tech3 KTM Factory Racing | | | | | | | | | | | | | | |
| Run # | 1 | Front Tyre | Wet-Medium | Rear Tyre | Wet-Medium | | | | | | | | | |
| | | | 3 Laps at start | | 3 Laps at start | | | | | | | | | |
| 1 | 2'35.407 | 29.890 | 23.423 | 22.400 | 33.254 | | | | | | | | | |
| 2 | 1'46.844 | 29.971 | 22.068 | 21.846 | 32.959 | 293.4 | | | | | | | | |
| 3 | 1'45.363 | 29.322 | 21.409 | 21.790 | 32.842 | 292.6 | | | | | | | | |
| 4 | 1'43.885 | 29.216 | 21.045 | 21.331 | 32.293 | 291.1 | | | | | | | | |
| 5 | 1'43.258 | 28.846 | 20.985 | 21.274 | 32.153 | 296.7 | | | | | | | | |
| 6 | 1'47.606 P | 29.990 | 22.500 | 22.434 | 32.682 | 297.5 | | | | | | | | |
| Run # | 2 | Front Tyre | Slick-Medium | Rear Tyre | Slick-Soft | | | | | | | | | |
| | | | 4 Laps at start | | 4 Laps at start | | | | | | | | | |
| 7 | 17'40.778 | 31.313 | 22.084 | 21.369 | 33.703 | | | | | | | | | |
| 8 | 1'41.500 | 28.779 | 20.986 | 20.645 | 31.090 | 300.8 | | | | | | | | |
| 9 | 1'40.254 | 28.277 | 20.715 | 20.325 | 30.937 | 303.3 | | | | | | | | |
| 10 | 1'38.100 | 27.755 | 20.240 | 19.915 | 30.190 | 303.3 | | | | | | | | |
| 11 | 1'40.219 | 27.680 | 21.523 | 20.221 | 30.795 | 304.2 | | | | | | | | |
| 12 | 1'36.892 | 27.382 | 19.840 | 19.625 | 30.045 | 305.9 | | | | | | | | |
| 13 | 1'35.944 | 27.205 | 19.592 | 19.516 | 29.631 | 305.9 | | | | | | | | |
| 14 | 1'39.344 P | 28.296 | 21.126 | 20.046 | 29.876 | 305.0 | | | | | | | | |
| Run # | 3 | Front Tyre | Slick-Medium | Rear Tyre | Slick-Soft | | | | | | | | | |
| | | | 12 Laps at start | | 12 Laps at start | | | | | | | | | |
| 15 | 3'57.523 | 29.724 | 20.435 | 20.009 | 29.773 | | | | | | | | | |
| 16 | 1'46.129 | 32.640 | 21.353 | 20.906 | 31.230 | 305.0 | | | | | | | | |

Fastest Lap: Marc MARQUEZ Repsol Honda Team SPA **1'34.067** 26.473 19.438 19.301 28.855

These data/results cannot be reproduced, stored and/or transmitted in whole or in part by any manner of electronic, mechanical, photocopying, recording, broadcasting or otherwise now known or herein after developed without the previous express consent by the copyright owner, except for reproduction in daily press and regular printed publications on sale to the public within 60 days of the event related to those data/results and always provided that copyright symbol appears together as follows below.

© DORNA, 2022

Official MotoGP Timing by TISSOT
www.motogp.com

Lombok, Saturday, March 19, 2022

Page 5 of 6



Free Practice Nr. 3

MotoGP

| Lap | Lap Time | T1 | T2 | T3 | T4 | Speed | Lap | Lap Time | T1 | T2 | T3 | T4 | Speed |
|------------------------------|-----------------|-------------------------|-------------------|------------------|-------------------|-------|-----------------|-----------------|-------------------|-------------------|------------------|-------------------|-------|
| 20th | 33 | Brad BINDER | | | KTM RSA | | 4 | 1'43.605 | 29.180 | 21.070 | 21.396 | 31.959 | 292.6 |
| Red Bull KTM Factory Racing | | | | | | | 5 | 1'47.626 | 31.032 | 21.979 | 22.000 | 32.615 | 292.6 |
| | | | | | | | 6 | 1'43.283 | 28.956 | 20.924 | 21.331 | 32.072 | 293.4 |
| | | | | | | | 7 | 1'50.970 | 33.162 | 21.640 | 23.257 | 32.911 | 293.4 |
| | | | | | | | 8 | 1'42.831 | 28.990 | 20.879 | 21.214 | 31.748 | 291.8 |
| | | | | | | | 9 | 1'42.076 | 28.804 | 20.674 | 21.110 | 31.488 | 292.6 |
| | | | | | | | 10 | 1'41.454 | 28.575 | 20.549 | 20.989 | 31.341 | 294.2 |
| | | | | | | | 11 | 1'46.468 P | 29.756 | 21.991 | 21.930 | 32.791 | 281.2 |
| Run # | 1 | Front Tyre | Wet-Medium | Rear Tyre | Wet-Medium | | Run # | 2 | Front Tyre | Slick-Soft | Rear Tyre | Slick-Soft | |
| 5 Laps at start | | | | | | | New Tyre | | | | | | |
| 4 Laps at start | | | | | | | 4 Laps at start | | | | | | |
| 1 | 2'53.252 | 30.982 | 23.231 | 22.958 | 34.167 | | 12 | 12'44.391 | 37.145 | 21.704 | 20.681 | 30.727 | |
| 2 | 1'47.421 | 30.177 | 22.242 | 21.844 | 33.158 | 294.2 | 13 | 1'43.002 P | 28.066 | 20.290 | 19.702 | 34.944 | 300.0 |
| 3 | 1'45.354 | 29.365 | 21.628 | 21.669 | 32.692 | 297.5 | | | | | | | |
| 4 | 1'44.470 | 29.155 | 21.085 | 21.535 | 32.695 | 300.0 | | | | | | | |
| 5 | 1'43.357 | 28.906 | 20.974 | 21.333 | 32.144 | 298.3 | | | | | | | |
| 6 | 1'43.162 | 28.817 | 20.996 | 21.320 | 32.029 | 299.1 | | | | | | | |
| 7 | 1'52.247 P | 31.707 | 22.353 | 22.172 | 36.015 | 300.8 | | | | | | | |
| Run # | 2 | Front Tyre | Slick-Soft | Rear Tyre | Slick-Soft | | | | | | | | |
| New Tyre | | | | | | | | | | | | | |
| 4 Laps at start | | | | | | | | | | | | | |
| 8 | 12'31.708 * | 33.076 | 29.100* | 22.020 | 32.865 | | | | | | | | |
| 9 | 1'43.709 | 29.507 | 21.979 | 20.812 | 31.411 | 303.3 | | | | | | | |
| 10 | 1'39.373 | 28.357 | 20.745 | 20.073 | 30.198 | 305.0 | | | | | | | |
| 11 | 1'37.747 | 27.654 | 20.126 | 19.786 | 30.181 | 305.9 | | | | | | | |
| 12 | 1'42.986 | 32.500 | 20.246 | 20.022 | 30.218 | 306.8 | | | | | | | |
| 13 | 1'37.215 | 27.559 | 20.042 | 19.631 | 29.983 | 306.8 | | | | | | | |
| 14 | 1'36.339 | 27.383 | 19.876 | 19.545 | 29.535 | 307.6 | | | | | | | |
| 15 | 1'52.968 P | 32.811 | 20.409 | 26.262 | 33.486 | 305.9 | | | | | | | |
| 21st | 40 | Darryn BINDER | | | YAMAHA RSA | | | | | | | | |
| WithU Yamaha RNF MotoGP Team | | | | | | | | | | | | | |
| Run # | 1 | Front Tyre | Wet-Medium | Rear Tyre | Wet-Medium | | | | | | | | |
| New Tyre | | | | | | | | | | | | | |
| New Tyre | | | | | | | | | | | | | |
| 1 | 2'15.693 | 32.292 | 24.420 | 22.956 | 34.776 | | | | | | | | |
| 2 | 1'46.897 | 29.984 | 21.958 | 21.737 | 33.218 | 277.6 | | | | | | | |
| 3 | 1'45.769 | 29.666 | 21.521 | 21.842 | 32.740 | 290.3 | | | | | | | |
| 4 | 1'45.565 | 29.596 | 21.402 | 21.789 | 32.778 | 291.1 | | | | | | | |
| 5 | 1'50.243 | 31.954 | 22.314 | 21.996 | 33.979 | 296.7 | | | | | | | |
| 6 | 1'44.729 | 29.163 | 21.287 | 21.905 | 32.374 | 286.4 | | | | | | | |
| 7 | 1'45.830 | 29.771 | 21.645 | 21.681 | 32.733 | 284.9 | | | | | | | |
| 8 | 1'44.450 | 29.285 | 21.297 | 21.333 | 32.535 | 284.9 | | | | | | | |
| 9 | 1'44.057 | 28.979 | 21.359 | 21.329 | 32.390 | 295.0 | | | | | | | |
| 10 | 1'43.574 | 29.096 | 21.042 | 21.207 | 32.229 | 295.8 | | | | | | | |
| 11 | 1'45.532 P | 29.208 | 21.771 | 21.565 | 32.988 | 294.2 | | | | | | | |
| Run # | 2 | Front Tyre | Slick-Soft | Rear Tyre | Slick-Soft | | | | | | | | |
| New Tyre | | | | | | | | | | | | | |
| 7 Laps at start | | | | | | | | | | | | | |
| 12 | 16'58.909 | 32.896 | 23.808 | 22.148 | 34.573 | | | | | | | | |
| 13 | 1'43.184 | 29.631 | 21.687 | 20.701 | 31.165 | 271.3 | | | | | | | |
| 14 | 1'39.907 | 28.310 | 20.945 | 20.105 | 30.547 | 296.7 | | | | | | | |
| 15 | 1'38.544 | 27.824 | 20.428 | 19.960 | 30.332 | 303.3 | | | | | | | |
| 16 | 1'37.304 | 27.481 | 20.195 | 19.691 | 29.937 | 303.3 | | | | | | | |
| 17 | 1'37.305 | 27.108 | 20.334 | 19.975 | 29.888 | 305.9 | | | | | | | |
| 24th | 23 | Enea BASTIANINI | | | DUCATI ITA | | | | | | | | |
| Gresini Racing MotoGP | | | | | | | | | | | | | |
| Run # | 1 | Front Tyre | Wet-Medium | Rear Tyre | Wet-Medium | | | | | | | | |
| New Tyre | | | | | | | | | | | | | |
| New Tyre | | | | | | | | | | | | | |
| 1 | 5'29.414 | 31.054 | 23.551 | 23.077 | 34.827 | | | | | | | | |
| 2 | 1'50.269 | 30.591 | 22.384 | 22.227 | 35.067 | 292.6 | | | | | | | |
| 3 | 1'44.616 P | 29.718 | 21.503 | 21.353 | 32.042 | 289.5 | | | | | | | |
| Run # | 2 | Front Tyre | Slick-Soft | Rear Tyre | Slick-Soft | | | | | | | | |
| 2 Laps at start | | | | | | | | | | | | | |
| 2 Laps at start | | | | | | | | | | | | | |
| 4 | 26'14.617 P | 31.544 | 22.043 | 20.810 | 31.694 | | | | | | | | |
| 22nd | 20 | Fabio QUARTARARO | | | YAMAHA FRA | | | | | | | | |
| Monster Energy Yamaha MotoGP | | | | | | | | | | | | | |
| Run # | 1 | Front Tyre | Wet-Medium | Rear Tyre | Wet-Medium | | | | | | | | |
| New Tyre | | | | | | | | | | | | | |
| New Tyre | | | | | | | | | | | | | |
| 1 | 3'11.817 | 28.882 | 22.055 | 26.602 | 33.470 | | | | | | | | |
| 2 | 1'45.604 | 29.538 | 21.637 | 21.805 | 32.624 | 293.4 | | | | | | | |
| 3 | 1'44.484 | 29.375 | 21.367 | 21.569 | 32.173 | 291.8 | | | | | | | |

Fastest Lap: Marc MARQUEZ Repsol Honda Team SPA **1'34.067** 26.473 19.438 19.301 28.855

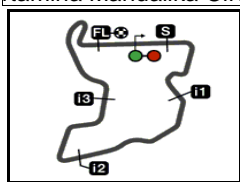
These data/results cannot be reproduced, stored and/or transmitted in whole or in part by any manner of electronic, mechanical, photocopying, recording, broadcasting or otherwise now known or herein after developed without the previous express consent by the copyright owner, except for reproduction in daily press and regular printed publications on sale to the public within 60 days of the event related to those data/results and always provided that copyright symbol appears together as follows below.
© DORNA, 2022

Official MotoGP Timing by **TISSOT**
www.motogp.com

Lombok, Saturday, March 19, 2022

Page 6 of 6





4301 m.

PERTAMINA GRAND PRIX OF INDONESIA

Free Practice Nr. 3

Best Partial Times

MotoGP™

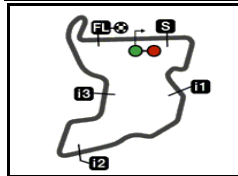
IT Ideal Lap Time, sum of the best partial times

BT Best Lap Time

| T1 | | T2 | | T3 | | T4 | | | | IT | | BT | |
|-----|----------------|--------|----------------|--------|----------------|--------|----------------|--------|-----|--------------|----------|----------|------|
| Pos | Rider | Time | Rider | Time | Rider | Time | Rider | Time | Pos | Rider | IT | BT | |
| 1 | M.MARQUEZ | 26.366 | L.MARINI | 19.315 | F.BAGNAIA | 19.242 | M.MARQUEZ | 28.855 | 1 | M.MARQUEZ | 1'33.918 | 1'34.067 | (1) |
| 2 | J.MILLER | 26.455 | A.RINS | 19.318 | T.NAKAGAMI | 19.252 | A.RINS | 28.900 | 2 | L.MARINI | 1'34.237 | 1'34.409 | (4) |
| 3 | F.BAGNAIA | 26.519 | F.BAGNAIA | 19.364 | M.OLIVEIRA | 19.271 | T.NAKAGAMI | 28.914 | 3 | F.BAGNAIA | 1'34.250 | 1'34.250 | (2) |
| 4 | L.MARINI | 26.561 | M.BEZZECCHI | 19.378 | L.MARINI | 19.289 | M.BEZZECCHI | 28.941 | 4 | M.BEZZECCHI | 1'34.344 | 1'34.350 | (3) |
| 5 | J.MIR | 26.585 | M.MARQUEZ | 19.400 | J.MILLER | 19.291 | P.ESPARGARO | 29.032 | 5 | P.ESPARGAR | 1'34.607 | 1'34.643 | (6) |
| 6 | J.ZARCO | 26.608 | P.ESPARGARO | 19.503 | M.MARQUEZ | 19.297 | L.MARINI | 29.072 | 6 | A.RINS | 1'34.633 | 1'34.633 | (5) |
| 7 | R.GARDNER | 26.608 | A.DOVIZIOSO | 19.522 | M.BEZZECCHI | 19.312 | M.OLIVEIRA | 29.079 | 7 | J.MILLER | 1'34.713 | 1'34.713 | (7) |
| 8 | P.ESPARGARO | 26.668 | M.VIÑALES | 19.555 | F.MORBIDELLI | 19.317 | F.BAGNAIA | 29.125 | 8 | M.OLIVEIRA | 1'34.736 | 1'34.750 | (8) |
| 9 | A.DOVIZIOSO | 26.698 | A.MARQUEZ | 19.558 | J.MIR | 19.373 | A.MARQUEZ | 29.127 | 9 | J.MIR | 1'34.777 | 1'34.840 | (9) |
| 10 | M.BEZZECCHI | 26.713 | M.OLIVEIRA | 19.572 | A.DOVIZIOSO | 19.379 | J.MILLER | 29.145 | 10 | A.DOVIZIOSO | 1'34.844 | 1'34.852 | (10) |
| 11 | J.MARTIN | 26.783 | R.FERNANDEZ | 19.592 | A.RINS | 19.399 | F.MORBIDELLI | 29.172 | 11 | F.MORBIDELLI | 1'34.942 | 1'34.942 | (11) |
| 12 | F.MORBIDELLI | 26.796 | J.MIR | 19.592 | J.MARTIN | 19.402 | J.MIR | 29.227 | 12 | T.NAKAGAMI | 1'34.947 | 1'34.947 | (12) |
| 13 | M.OLIVEIRA | 26.814 | R.GARDNER | 19.638 | P.ESPARGARO | 19.404 | A.DOVIZIOSO | 29.245 | 13 | R.GARDNER | 1'35.060 | 1'35.060 | (13) |
| 14 | M.VIÑALES | 26.870 | F.MORBIDELLI | 19.657 | F.DI GIANNANTO | 19.412 | M.VIÑALES | 29.276 | 14 | J.ZARCO | 1'35.116 | 1'35.268 | (16) |
| 15 | A.MARQUEZ | 26.879 | J.ZARCO | 19.701 | R.GARDNER | 19.464 | J.ZARCO | 29.326 | 15 | A.MARQUEZ | 1'35.127 | 1'35.127 | (14) |
| 16 | A.RINS | 27.016 | T.NAKAGAMI | 19.735 | J.ZARCO | 19.481 | R.GARDNER | 29.350 | 16 | M.VIÑALES | 1'35.210 | 1'35.210 | (15) |
| 17 | T.NAKAGAMI | 27.046 | J.MARTIN | 19.764 | M.VIÑALES | 19.509 | J.MARTIN | 29.368 | 17 | J.MARTIN | 1'35.317 | 1'35.317 | (17) |
| 18 | D.BINDER | 27.108 | F.DI GIANNANTO | 19.788 | R.FERNANDEZ | 19.516 | F.DI GIANNANTO | 29.407 | 18 | F.DI GIANNAN | 1'35.856 | 1'35.856 | (18) |
| 19 | R.FERNANDEZ | 27.205 | J.MILLER | 19.822 | B.BINDER | 19.545 | B.BINDER | 29.535 | 19 | R.FERNANDEZ | 1'35.944 | 1'35.944 | (19) |
| 20 | F.DI GIANNANTO | 27.249 | B.BINDER | 19.876 | A.MARQUEZ | 19.563 | R.FERNANDEZ | 29.631 | 20 | B.BINDER | 1'36.339 | 1'36.339 | (20) |
| 21 | B.BINDER | 27.383 | D.BINDER | 20.195 | D.BINDER | 19.691 | D.BINDER | 29.888 | 21 | D.BINDER | 1'36.882 | 1'37.304 | (21) |
| 22 | F.QUARTARARO | 28.066 | F.QUARTARARO | 20.290 | F.QUARTARARO | 19.702 | F.QUARTARARO | 30.727 | 22 | F.QUARTARAR | 1'38.785 | | (-1) |
| 23 | A.ESPARGARO | 29.060 | A.ESPARGARO | 20.879 | E.BASTIANINI | 20.810 | A.ESPARGARO | 32.089 | 23 | A.ESPARGAR | 1'43.242 | | (-1) |
| 24 | E.BASTIANINI | 29.718 | E.BASTIANINI | 21.503 | A.ESPARGARO | 21.214 | E.BASTIANINI | 34.827 | 24 | E.BASTIANINI | 1'46.858 | | (-1) |

These data/results cannot be reproduced, stored and/or transmitted in whole or in part by any manner of electronic, mechanical, photocopying, recording, broadcasting or otherwise now known or herein after developed without the previous express consent by the copyright owner, except for reproduction in daily press and regular printed publications on sale to the public within 60 days of the event related to those data/results and always provided that copyright symbol appears together as follows below.
© DORNA, 2022





4301 m.

PERTAMINA GRAND PRIX OF INDONESIA

Free Practice Nr. 3

Fastest Laps Sequence

| <i>Practice Time</i> |  <i>Rider</i> | <i>Nation</i> | <i>Motorcycle</i> | <i>Time</i> | <i>Km/h</i> | <i>Rider's Lap</i> |
|----------------------|--|---------------|-------------------|-------------|-------------|--------------------|
| 3'49.867 | 93 Marc MARQUEZ | SPA | HONDA | 1'46.246 | 145.7 | 2 |
| 3'50.396 | 73 Alex MARQUEZ | SPA | HONDA | 1'45.799 | 146.3 | 2 |
| 3'54.943 | 5 Johann ZARCO | FRA | DUCATI | 1'44.218 | 148.5 | 2 |
| 3'57.347 | 88 Miguel OLIVEIRA | POR | KTM | 1'44.034 | 148.8 | 2 |
| 7'18.416 | 93 Marc MARQUEZ | SPA | HONDA | 1'43.533 | 149.5 | 4 |
| 7'30.256 | 88 Miguel OLIVEIRA | POR | KTM | 1'42.629 | 150.8 | 4 |
| 10'43.870 | 93 Marc MARQUEZ | SPA | HONDA | 1'42.319 | 151.3 | 6 |
| 12'39.457 | 88 Miguel OLIVEIRA | POR | KTM | 1'42.002 | 151.7 | 7 |
| 15'57.301 | 43 Jack MILLER | AUS | DUCATI | 1'40.284 | 154.3 | 4 |
| 17'36.461 | 43 Jack MILLER | AUS | DUCATI | 1'39.160 | 156.1 | 5 |
| 19'14.736 | 43 Jack MILLER | AUS | DUCATI | 1'38.275 | 157.5 | 6 |
| 20'52.596 | 43 Jack MILLER | AUS | DUCATI | 1'37.860 | 158.2 | 7 |
| 25'43.842 | 5 Johann ZARCO | FRA | DUCATI | 1'37.566 | 158.6 | 12 |
| 25'57.504 | 43 Jack MILLER | AUS | DUCATI | 1'37.481 | 158.8 | 10 |
| 26'46.005 | 88 Miguel OLIVEIRA | POR | KTM | 1'37.474 | 158.8 | 13 |
| 27'20.936 | 5 Johann ZARCO | FRA | DUCATI | 1'37.094 | 159.4 | 13 |
| 29'22.866 | 43 Jack MILLER | AUS | DUCATI | 1'36.490 | 160.4 | 12 |
| 30'03.712 | 93 Marc MARQUEZ | SPA | HONDA | 1'36.211 | 160.9 | 11 |
| 30'58.922 | 43 Jack MILLER | AUS | DUCATI | 1'36.056 | 161.1 | 13 |
| 31'37.513 | 88 Miguel OLIVEIRA | POR | KTM | 1'35.938 | 161.3 | 16 |
| 31'39.360 | 93 Marc MARQUEZ | SPA | HONDA | 1'35.648 | 161.8 | 12 |
| 33'14.961 | 93 Marc MARQUEZ | SPA | HONDA | 1'35.601 | 161.9 | 13 |
| 38'55.089 | 44 Pol ESPARGARO | SPA | HONDA | 1'35.288 | 162.4 | 16 |
| 39'41.104 | 63 Francesco BAGNAIA | ITA | DUCATI | 1'35.110 | 162.7 | 12 |
| 39'42.660 | 93 Marc MARQUEZ | SPA | HONDA | 1'34.897 | 163.1 | 17 |
| 41'15.988 | 63 Francesco BAGNAIA | ITA | DUCATI | 1'34.884 | 163.1 | 13 |
| 41'17.004 | 93 Marc MARQUEZ | SPA | HONDA | 1'34.344 | 164.1 | 18 |
| 44'25.887 | 93 Marc MARQUEZ | SPA | HONDA | 1'34.067 | 164.6 | 20 |

These data/results cannot be reproduced, stored and/or transmitted in whole or in part by any manner of electronic, mechanical, photocopying, recording, broadcasting or otherwise now known or herein after developed without the previous express consent by the copyright owner, except for reproduction in daily press and regular printed publications on sale to the public within 60 days of the event related to those data/results and always provided that copyright symbol appears together as follows below.

© DORNA, 2022

Official MotoGP Timing by TISSOT
www.motogp.com



Lombok, Saturday, March 19, 2022