


PERTAMINA GRAND PRIX OF INDONESIA

**Warm Up
Classification**

25

		<i>Rider</i>	<i>Nation</i>	<i>Team</i>	<i>Motorcycle</i>	<i>Time</i>	<i>Lap Total</i>	<i>Gap</i>	<i>Top Speed</i>
1	20	Fabio QUARTARARO	FRA	Monster Energy Yamaha MotoGP	YAMAHA	1'32.001	12 12		300.8
2	12	Maverick VIÑALES	SPA	Aprilia Racing	APRILIA	1'32.408	13 13	0.407 0.407	305.0
3	88	Miguel OLIVEIRA	POR	Red Bull KTM Factory Racing	KTM	1'32.460	8 13	0.459 0.052	305.9
4	93	Marc MARQUEZ	SPA	Repsol Honda Team	HONDA	1'32.515	9 10	0.514 0.055	303.3
5	30	Takaaki NAKAGAMI	JPN	LCR Honda IDEMITSU	HONDA	1'32.693	10 13	0.692 0.178	304.2
6	5	Johann ZARCO	FRA	Pramac Racing	DUCATI	1'32.718	9 13	0.717 0.025	308.5
7	23	Enea BASTIANINI	ITA	Gresini Racing MotoGP	DUCATI	1'32.732	10 12	0.731 0.014	308.5
8	73	Alex MARQUEZ	SPA	LCR Honda CASTROL	HONDA	1'32.736	10 11	0.735 0.004	305.9
9	72	Marco BEZZECCHI	ITA	Mooney VR46 Racing Team	DUCATI	1'32.747	9 13	0.746 0.011	306.8
10	41	Alex ESPARGARO	SPA	Aprilia Racing	APRILIA	1'32.766	4 13	0.765 0.019	303.3
11	63	Francesco BAGNAIA	ITA	Ducati Lenovo Team	DUCATI	1'32.781	12 13	0.780 0.015	304.2
12	44	Po ESPARGARO	SPA	Repsol Honda Team	HONDA	1'32.801	6 11	0.800 0.020	305.9
13	89	Jorge MARTIN	SPA	Pramac Racing	DUCATI	1'32.824	5 10	0.823 0.023	303.3
14	21	Franco MORBIDELLI	ITA	Monster Energy Yamaha MotoGP	YAMAHA	1'32.925	11 13	0.924 0.101	298.3
15	36	Joan MIR	SPA	Team SUZUKI ECSTAR	SUZUKI	1'33.076	9 13	1.075 0.151	304.2
16	33	Brad BINDER	RSA	Red Bull KTM Factory Racing	KTM	1'33.228	8 13	1.227 0.152	303.3
17	87	Remy GARDNER	AUS	Tech3 KTM Factory Racing	KTM	1'33.248	3 12	1.247 0.020	301.6
18	25	Raul FERNANDEZ	SPA	Tech3 KTM Factory Racing	KTM	1'33.272	11 12	1.271 0.024	302.5
19	42	Alex RINS	SPA	Team SUZUKI ECSTAR	SUZUKI	1'33.407	4 12	1.406 0.135	303.3
20	4	Andrea DOVIZIOSO	ITA	WithU Yamaha RNF MotoGP Tea	YAMAHA	1'33.423	7 12	1.422 0.016	300.0
21	49	Fabio DI GIANNANTONIO	ITA	Gresini Racing MotoGP	DUCATI	1'33.455	5 12	1.454 0.032	303.3
22	43	Jack MILLER	AUS	Ducati Lenovo Team	DUCATI	1'33.496	8 13	1.495 0.041	304.2
23	10	Luca MARINI	ITA	Mooney VR46 Racing Team	DUCATI	1'33.654	5 11	1.653 0.158	300.0
24	40	Darryn BINDER	RSA	WithU Yamaha RNF MotoGP Tea	YAMAHA	1'34.168	9 13	2.167 0.514	301.6

Practice condition: Dry

Air: 31°

Humidity: 68%

Ground: 46°

Fastest Lap:	Lap: 12	Fabio QUARTARARO	1'32.001	168.2 Km/h
Best Race Lap:		New track layout		
All Time Lap Record:	2022	Fabio QUARTARARO	1'31.067	170.0 Km/h

The results are provisional until the end of the limit for protest and appeals.

Time limit for protest expires 30' after publication of the results - Time:

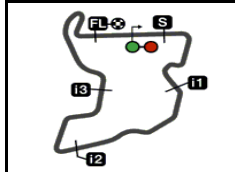
These data/results cannot be reproduced, stored and/or transmitted in whole or in part by any manner of electronic, mechanical, photocopying, recording, broadcasting or otherwise now known or herein after developed without the previous express consent by the copyright owner, except for reproduction in daily press and regular printed publications on sale to the public within 60 days of the event related to those data/results and always provided that copyright symbol appears together as follows below.

© DORNA, 2022

Official MotoGP Timing by **TISSOT**
www.motogp.com

Lombok, Sunday, March 20, 2022





4301 m.

PERTAMINA GRAND PRIX OF INDONESIA

Warm Up

Top Speed & Average

26



Rider	Nation	Motorcycle	Top 5 speeds					Average	Top
5 Johann ZARCO	FRA	DUCATI	308.5	307.6	307.6	306.8	305.9	306.9	308.5
23 Enea BASTIANINI	ITA	DUCATI	308.5	307.6	307.6	307.6	306.8	307.3	308.5
72 Marco BEZZECCHI	ITA	DUCATI	306.8	305.9	305.9	305.0	305.0	305.4	306.8
44 Pol ESPARGARO	SPA	HONDA	305.9	305.9	305.0	305.0	305.0	305.4	305.9
73 Alex MARQUEZ	SPA	HONDA	305.9	305.9	303.3	303.3	303.3	304.3	305.9
88 Miguel OLIVEIRA	POR	KTM	305.9	305.0	305.0	304.2	304.2	304.8	305.9
12 Maverick VIÑALES	SPA	APRILIA	305.0	305.0	305.0	304.2	304.2	304.6	305.0
30 Takaaki NAKAGAMI	JPN	HONDA	304.2	303.3	303.3	303.3	303.3	303.5	304.2
36 Joan MIR	SPA	SUZUKI	304.2	304.2	303.3	302.5	302.5	303.2	304.2
43 Jack MILLER	AUS	DUCATI	304.2	304.2	303.3	303.3	303.3	303.7	304.2
63 Francesco BAGNAIA	ITA	DUCATI	304.2	304.2	304.2	304.2	304.2	304.2	304.2
33 Brad BINDER	RSA	KTM	303.3	303.3	301.6	301.6	300.8	301.5	303.3
41 Aleix ESPARGARO	SPA	APRILIA	303.3	303.3	303.3	303.3	302.5	303.0	303.3
42 Alex RINS	SPA	SUZUKI	303.3	303.3	303.3	302.5	302.5	302.9	303.3
49 Fabio DI GIANNANTONIO	ITA	DUCATI	303.3	303.3	302.5	302.5	301.6	302.3	303.3
89 Jorge MARTIN	SPA	DUCATI	303.3	302.5	302.5	302.5	302.5	302.7	303.3
93 Marc MARQUEZ	SPA	HONDA	303.3	302.5	302.5	301.6	301.6	302.2	303.3
25 Raul FERNANDEZ	SPA	KTM	302.5	302.5	301.6	301.6	301.6	302.0	302.5
40 Darryn BINDER	RSA	YAMAHA	301.6	300.0	300.0	299.1	299.1	299.7	301.6
87 Remy GARDNER	AUS	KTM	301.6	300.8	300.0	300.0	299.1	299.9	301.6
20 Fabio QUARTARARO	FRA	YAMAHA	300.8	300.0	300.0	299.1	298.3	299.0	300.8
4 Andrea DOVIZIOSO	ITA	YAMAHA	300.0	299.1	299.1	299.1	299.1	299.3	300.0
10 Luca MARINI	ITA	DUCATI	300.0	299.1	299.1	298.3	298.3	298.8	300.0
21 Franco MORBIDELLI	ITA	YAMAHA	298.3	298.3	298.3	296.7	296.7	297.3	298.3

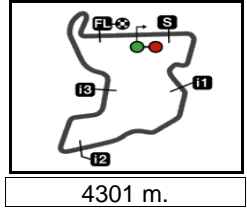
These data/results cannot be reproduced, stored and/or transmitted in whole or in part by any manner of electronic, mechanical, photocopying, recording, broadcasting or otherwise now known or herein after developed without the previous express consent by the copyright owner, except for reproduction in daily press and regular printed publications on sale to the public within 60 days of the event related to those data/results and always provided that copyright symbol appears together as follows below.

© DORNA, 2022

Official MotoGP Timing by TISSOT
www.motogp.com



Lombok, Sunday, March 20, 2022



PERTAMINA GRAND PRIX OF INDONESIA
Warm Up
Chronological Analysis of Performances

27

* Lap / Sector time cancelled **T1** Time from finish line to 1st intermed. **T3** Time from 2nd intermed. to 3rd intermed.
P Crossing the finish line in pit lane **T2** Time from 1st intermed. to 2nd intermed. **T4** Time from 3rd intermediate to finish line
****Tyre data subject to further updates**

Lap	Lap Time	T1	T2	T3	T4	Speed	Lap	Lap Time	T1	T2	T3	T4	Speed
-----	----------	----	----	----	----	-------	-----	----------	----	----	----	----	-------

1st 20 Fabio QUARTARARO YAMAHA FRA
 Monster Energy Yamaha MotoGP

Run #	1	Front Tyre	Slick-Medium	Rear Tyre	Slick-Soft
		7 Laps at start			19 Laps at start
1	2'59.810	28.535	20.880	25.391	29.572
2	1'34.655	26.658	19.236	19.831	28.930
3	1'33.664	26.215	19.077	19.518	28.854
4	1'33.340	26.085	18.894	19.608	28.753
5	1'33.193	25.945	18.958	19.473	28.817
6	1'33.356	26.034	18.936	19.463	28.923
7	1'33.257	26.028	18.874	19.557	28.798
8	1'40.023 P	26.134	19.052	19.733	35.104

Run # 2 Front Tyre Slick-Medium Rear Tyre Slick-Soft
 15 Laps at start 4 Laps at start

9	2'45.246	28.284	19.483	19.660	28.851
10	1'32.250	25.699	18.631	19.351	28.569
11	1'36.002 *	25.677	22.210*	19.739*	28.376
12	1'32.001	25.839	18.604	19.124	28.434

2nd 12 Maverick VIÑALES APRILIA SPA
 Aprilia Racing

Run #	1	Front Tyre	Slick-Medium	Rear Tyre	Slick-Soft
		3 Laps at start			New Tyre
1	2'25.429	27.101	20.934	20.189	32.256
2	1'34.264 *	26.558	19.142*	19.561	29.003
3	1'46.443 *	25.895	18.756*	28.810	32.982
4	1'33.147 *	26.137	18.779*	19.556	28.675
5	1'34.019	25.895	18.840	19.761	29.523
6	1'33.005 *	25.929	18.822*	19.368	28.886
7	1'33.178	25.913	18.689	19.721	28.855
8	1'32.738	25.764	18.726	19.310	28.938
9	1'39.211	30.811	19.737	19.354	29.309
10	1'32.644	25.768	18.696	19.284	28.896
11	1'32.620	25.707	18.858	19.206	28.849
12	1'35.838	25.712	20.055	20.523	29.548
13	1'32.408	25.694	18.702	19.247	28.765

3rd 88 Miguel OLIVEIRA KTM POR
 Red Bull KTM Factory Racing

Run #	1	Front Tyre	Slick-Medium	Rear Tyre	Slick-Medium
		5 Laps at start			New Tyre
1	2'20.968	27.193	20.555	21.879	30.505

2	1'34.989	26.542	19.366	19.708	29.373
3	1'33.706	26.276	19.128	19.324	28.978
4	1'39.116 *	26.015	21.507*	21.830	29.764
5	1'33.032	25.848	18.836	19.512	28.836
6	1'33.567	25.756	18.983	19.541	29.287
7	1'39.575	30.108	20.054	19.897	29.516
8	1'32.460	25.764	18.873	19.095	28.728
9	1'32.727	25.756	18.974	19.212	28.785
10	1'32.711	25.762	18.967	19.169	28.813
11	1'32.618	25.753	18.833	19.202	28.830
12	1'34.851 *	25.720	20.167*	19.703	29.261
13	1'36.610	25.794	18.874	22.193	29.749

4th 93 Marc MARQUEZ HONDA SPA
 Repsol Honda Team

Run #	1	Front Tyre	Wet-Medium	Rear Tyre	Wet-Medium
		New Tyre			New Tyre
1	2'07.582 P	28.234	25.544	24.812	38.367

Run #	2	Front Tyre	Slick-Hard	Rear Tyre	Slick-Soft
		New Tyre			3 Laps at start
2	2'04.835	26.517	20.486	20.864	29.903
3	1'42.783	26.855	19.690	22.857	33.381
4	1'38.016	26.271	19.169	22.536	30.040
5	1'33.330 *	25.947	19.068*	19.394	28.921
6	1'33.433	25.900	19.066	19.508	28.959
7	1'39.114 P	26.115	19.394	19.867	33.738

Run #	3	Front Tyre	Slick-Hard	Rear Tyre	Slick-Soft
		New Tyre			1 Laps at start
8	2'22.987	25.790	19.444	20.007	29.239
9	1'32.515	25.796	18.936	19.225	28.558
10	1'33.062	25.974	19.006	19.299	28.783
	unfinished	25.756			301.6

5th 30 Takaaki NAKAGAMI HONDA JPN
 LCR Honda IDEMITSU

Run #	1	Front Tyre	Slick-Medium	Rear Tyre	Slick-Soft
		5 Laps at start			New Tyre
1	2'00.940	27.630	20.518	21.268	31.039
2	1'34.219	26.646	19.123	19.374	29.076
3	1'33.521	26.080	18.907	19.365	29.169
4	1'33.943 *	26.196	19.068*	19.631	29.048
5	1'32.723	25.983	18.725	19.259	28.756
6	1'38.927	30.959	19.530	19.397	29.041

Fastest Lap: Fabio QUARTARARO Monster Energy Yama FRA **1'32.001** 25.839 18.604 19.124 28.434

These data/results cannot be reproduced, stored and/or transmitted in whole or in part by any manner of electronic, mechanical, photocopying, recording, broadcasting or otherwise now known or herein after developed without the previous express consent by the copyright owner, except for reproduction in daily press and regular printed publications on sale to the public within 60 days of the event related to those data/results and always provided that copyright symbol appears together as follows below.
 © DORNA, 2022



Warm Up

MotoGP

Lap	Lap Time	T1	T2	T3	T4	Speed	Lap	Lap Time	T1	T2	T3	T4	Speed
7	1'32.695	25.959	18.872	19.115	28.749	302.5	5	1'33.568	26.043	18.945	19.484	29.096	302.5
8	1'45.791			22.709	29.212	300.8	6	1'38.242 P	26.411	19.052	19.494	33.285	295.0
9	1'32.871 *	26.019	18.809*	19.256	28.787	301.6	Run # 2 Front Tyre Slick-Medium Rear Tyre Slick-Soft						
10	1'32.693	25.976	18.800	19.212	28.705	303.3	13 Laps at start 10 Laps at start						
11	1'34.037	26.460	18.810	19.352	29.415	304.2	7	4'21.825	27.236	20.684	19.883	32.429	
12	1'42.711 *	25.983	22.937*	22.900	30.891	302.5	8	1'33.332	26.110	18.918	19.466	28.838	302.5
13	1'42.496 *	25.921	22.954*	22.850*	30.771	303.3	9	1'33.602	25.929	18.822	19.376	29.475	305.9

6th **5** **Johann ZARCO** DUCATI FRA
Pramac Racing

Run # 1 Front Tyre Slick-Medium Rear Tyre Slick-Medium
6 Laps at start 12 Laps at start

1	1'56.140 P	27.540	22.583	20.272	34.119	
---	------------	--------	--------	--------	--------	--

Run # 2 Front Tyre Slick-Hard Rear Tyre Slick-Hard
New Tyre New Tyre

2	2'07.232	27.906	23.108	20.248	29.476	
3	1'34.398	26.244	19.300	19.784	29.070	305.0
4	1'33.677	26.126	19.127	19.533	28.891	304.2
5	1'33.907 *	26.043	18.875*	20.117	28.872	305.9
6	1'33.158 *	26.057	19.088*	19.278	28.735	307.6
7	1'33.346	25.969	19.051	19.357	28.969	308.5
8	1'33.131	25.874	18.960	19.303	28.994	304.2
9	1'32.718	25.848	18.813	19.295	28.762	305.9
10	1'33.822	26.205	19.140	19.397	29.080	306.8
11	1'32.625 *	25.687	18.915*	19.336	28.687	307.6
12	1'45.953 *	26.148	20.718*	21.156*	37.931	305.9
13	1'33.358	26.007	19.059	19.339	28.953	305.0

7th **23** **Enea BASTIANINI** DUCATI ITA
Gresini Racing MotoGP

Run # 1 Front Tyre Slick-Hard Rear Tyre Slick-Soft
New Tyre 4 Laps at start

1	2'23.401	28.757	20.620	20.399	30.479	
2	1'40.753 *	26.526	19.185*	23.509	31.533	305.0
3	1'37.800	26.302	19.041	21.004	31.453	306.8
4	1'33.650	26.262	19.012	19.543	28.833	305.0
5	1'33.280	25.797	19.025	19.561	28.897	306.8
6	1'42.378	31.920	22.049	19.510	28.899	306.8
7	1'33.085	25.789	18.818	19.658	28.820	307.6
8	1'45.583	25.793	20.545	22.818	36.427	306.8
9	1'42.625	26.997	23.625	23.103	28.900	307.6
10	1'32.732	25.789	18.849	19.369	28.725	306.8
11	1'38.344	25.687	18.875	19.397	34.385	308.5
12	1'42.779 P	25.811	21.753*	20.249*	34.966	307.6

8th **73** **Alex MARQUEZ** HONDA SPA
LCR Honda CASTROL

Run # 1 Front Tyre Slick-Medium Rear Tyre Slick-Soft
7 Laps at start 4 Laps at start

1	1'47.388	27.797	20.611	21.169	32.962	
2	1'35.638	26.316	18.939	20.205	30.178	301.6
3	1'33.178	26.028	18.956	19.389	28.805	303.3
4	1'33.014	25.937	18.872	19.472	28.733	303.3

9th **72** **Marco BEZZECCHI** DUCATI ITA
Mooney VR46 Racing Team

Run # 1 Front Tyre Slick-Soft Rear Tyre Slick-Soft
New Tyre 4 Laps at start

1	1'49.543 P	28.748	20.591	20.411	34.154	
---	------------	--------	--------	--------	--------	--

Run # 2 Front Tyre Slick-Hard Rear Tyre Slick-Soft
New Tyre New Tyre

2	2'14.148	28.066	21.726	25.314	31.748	
3	1'34.413	26.592	19.038	19.656	29.127	302.5
4	1'33.571	26.166	19.036	19.439	28.930	305.0
5	1'33.239	26.176	18.709	19.612	28.742	305.0
6	1'33.239	26.094	19.077	19.295	28.773	305.0
7	1'32.807	25.882	18.772	19.311	28.842	305.0
8	1'33.133	25.965	18.989	19.329	28.850	305.0
9	1'32.747	25.872	18.683	19.423	28.769	305.0
10	1'33.535	26.145	19.091	19.444	28.855	305.9
11	1'32.793	25.907	18.726	19.308	28.852	305.9
12	1'33.504 *	26.134	19.134*	19.335*	28.901	303.3
13	1'33.106 *	25.797	18.867*	19.556*	28.886	306.8

10th **41** **Aleix ESPARGARO** APRILIA SPA
Aprilia Racing

Run # 1 Front Tyre Slick-Medium Rear Tyre Slick-Soft
1 Laps at start New Tyre

1	2'14.299	27.427	20.552	20.479	29.953	
2	1'36.273	26.331	18.952	21.591	29.399	300.8
3	1'32.917	25.949	18.836	19.366	28.766	300.8
4	1'32.766	25.973	18.888	19.244	28.661	301.6
5	1'32.774	25.825	18.852	19.327	28.770	303.3
6	1'36.918	25.915	18.956	19.318	32.729	300.8
7	1'32.937	26.041	18.892	19.321	28.683	301.6
8	1'32.909	25.934	18.796	19.438	28.741	302.5
9	1'32.815	25.798	18.951	19.279	28.787	302.5
10	1'33.082	25.892	18.745	19.636	28.809	302.5
11	1'33.061	26.141	18.632	19.413	28.875	303.3
12	1'43.136 *	25.723	22.275*	22.213	32.925	303.3
13	1'36.787 *	25.857	18.793*	19.505*	32.632	303.3

11th **63** **Francesco BAGNAIA** DUCATI ITA
Ducati Lenovo Team

Run # 1 Front Tyre Slick-Hard Rear Tyre Slick-Soft
New Tyre 3 Laps at start

1	1'55.890	27.468	21.166	20.292	32.025	
---	----------	--------	--------	--------	--------	--

Fastest Lap: Fabio QUARTARARO Monster Energy Yama FRA 1'32.001 25.839 18.604 19.124 28.434

These data/results cannot be reproduced, stored and/or transmitted in whole or in part by any manner of electronic, mechanical, photocopying, recording, broadcasting or otherwise now known or herein after developed without the previous express consent by the copyright owner, except for reproduction in daily press and regular printed publications on sale to the public within 60 days of the event related to those data/results and always provided that copyright symbol appears together as follows below.
© DORNA, 2022

Official MotoGP Timing by TISSOT
www.motogp.com

Lombok, Sunday, March 20, 2022

Page 2 of 5



Warm Up

MotoGP

Lap	Lap Time	T1	T2	T3	T4	Speed	Lap	Lap Time	T1	T2	T3	T4	Speed	
2	1'35.270	26.803	19.455	19.768	29.244	300.0	Run # 1	<i>Front Tyre</i>	Slick-Medium	<i>Rear Tyre</i>	missing data			
3	1'33.782	26.150	18.945	19.563	29.124	302.5	2 Laps at start						Laps at start	
4	1'33.497	26.091	19.029	19.369	29.008	302.5	1	1'44.261	30.149	20.838	19.988	29.281		
5	1'33.254 *	25.778	18.944*	19.494	29.038	303.3	2	1'34.769 *	26.414	19.197*	20.039	29.119	296.7	
6	1'32.927	25.799	18.889	19.300	28.939	303.3	3	1'33.072	26.113	18.993	19.356	28.610	295.0	
7	1'33.246	25.922	18.982	19.381	28.961	304.2	4	1'33.265	25.973	19.026	19.607	28.659	296.7	
8	1'32.866	25.934	18.855	19.292	28.785	303.3	5	1'33.058	25.898	18.800	19.539	28.821	295.8	
9	1'33.161	25.876	18.961	19.380	28.944	303.3	6	1'33.106	25.983	18.952	19.426	28.745	296.7	
10	1'39.570	28.216	20.668	20.518	30.168	304.2	7	1'32.985	25.999	18.906	19.380	28.700	296.7	
11	1'32.793	25.886	18.841	19.327	28.739	304.2	8	1'33.106	26.086	18.998	19.390	28.632	295.8	
12	1'32.781	25.779	18.697	19.466	28.839	304.2	9	1'33.016	25.991	19.065	19.298	28.662	295.8	
13	1'40.803 *	25.740	21.857*	21.892*	31.314	304.2	10	1'33.150	25.997	18.989	19.318	28.846	296.7	
							11	1'32.925	25.871	18.892	19.379	28.783	298.3	
							12	1'33.057	25.869	18.936	19.345	28.907	298.3	
							13	2'08.273 P	35.095	31.437	23.932	37.809	298.3	

12th 44 **Po ESPARGARO** HONDA SPA
Repsol Honda Team

Run #	1	Front Tyre	Wet-Medium	Rear Tyre	Wet-Medium	Speed
		New Tyre		New Tyre		
1	2'07.777 P	30.159	26.599	24.956	38.943	
Run #	2	Front Tyre	Slick-Hard	Rear Tyre	Slick-Soft	Speed
		4 Laps at start		New Tyre		
2	2'05.611	26.477	20.393	20.767	29.992	
3	1'40.329	26.739	19.870	22.753	30.967	304.2
4	1'37.989 *	29.276	19.231*	20.105	29.377	302.5
5	1'36.964 *	25.863	18.873	19.558	32.670*	305.0
6	1'32.801	25.771	18.771	19.368	28.891	305.0
7	1'39.517 P	25.771	18.944	19.373	35.429	305.9
Run #	3	Front Tyre	Slick-Medium	Rear Tyre	Slick-Soft	Speed
		4 Laps at start		6 Laps at start		
8	3'18.384	26.479	19.510	19.767	29.077	
9	1'32.817	25.852	18.819	19.314	28.832	303.3
10	1'32.865	25.872	18.814	19.305	28.874	305.0
11	1'39.010 *	25.830	22.987*	20.481*	29.712	305.9

13th 89 **Jorge MARTIN** DUCATI SPA
Pramac Racing

Run #	1	Front Tyre	Slick-Hard	Rear Tyre	Slick-Soft	Speed
		New Tyre		4 Laps at start		
1	3'01.379	26.925	20.803	26.013	29.724	
2	1'33.768	26.192	19.118	19.456	29.002	300.0
3	1'34.522	26.068	18.843	19.556	30.055	302.5
4	1'33.102	25.958	18.813	19.490	28.841	302.5
5	1'32.824	25.792	18.832	19.405	28.795	303.3
6	1'35.828	25.937	18.904	21.192	29.795	302.5
7	1'33.206	25.826	18.990	19.339	29.051	302.5
8	1'42.068 P	25.970	18.959	22.545	34.594	301.6
Run #	2	Front Tyre	Slick-Medium	Rear Tyre	Slick-Soft	Speed
		14 Laps at start		12 Laps at start		
9	5'21.859	26.052	21.406	19.699	30.032	
10	1'33.053 *	25.939	19.034*	19.210*	28.870	300.8

14th 21 **Franco MORBIDELLI** YAMAHA ITA
Monster Energy Yamaha MotoGP

15th 36 **Joan MIR** SUZUKI SPA
Team SUZUKI ECSTAR

Run #	1	Front Tyre	Slick-Medium	Rear Tyre	Slick-Soft	Speed
		New Tyre		4 Laps at start		
1	2'22.460	27.828	20.472	21.001	30.100	
2	1'35.084	26.689	19.128	20.016	29.251	300.8
3	1'33.629	26.222	18.929	19.544	28.934	303.3
4	1'34.572	26.014	18.993	19.603	29.962	302.5
5	1'33.292	25.956	18.799	19.564	28.973	301.6
6	1'37.003	26.188	21.596	20.003	29.216	301.6
7	1'34.004	25.966	18.877	19.574	29.587	304.2
8	1'33.252	25.935	18.907	19.400	29.010	300.8
9	1'33.076	25.853	18.919	19.468	28.836	301.6
10	1'33.208	25.892	18.907	19.441	28.968	302.5
11	1'33.258	26.040	18.857	19.372	28.989	301.6
12	1'41.978 *	29.867	21.433*	20.715*	29.963	302.5
13	1'35.573	26.011	18.990	20.488	30.084	304.2

16th 33 **Brad BINDER** KTM RSA
Red Bull KTM Factory Racing

Run #	1	Front Tyre	Slick-Medium	Rear Tyre	Slick-Soft	Speed
		5 Laps at start		3 Laps at start		
1	2'03.942	26.882	20.223	20.468	31.553	
2	1'40.070 *	26.529	22.571*	19.802	31.168	300.8
3	1'33.777	26.069	19.016	19.761	28.931	300.8
4	1'33.242	25.927	18.985	19.361	28.969	300.8
5	1'33.295	25.915	18.992	19.433	28.955	300.8
6	1'33.421	25.971	18.847	19.465	29.138	301.6
7	1'33.558	25.979	18.842	19.660	29.077	303.3
8	1'33.228	25.925	19.036	19.289	28.978	300.8
9	1'33.877	25.934	18.923	20.060	28.960	299.1
10	1'33.238	25.823	18.925	19.446	29.044	300.8
11	1'36.879	25.853	19.010	19.294	32.722	301.6
12	1'43.578	25.991	20.595	26.969	30.023	303.3
13	1'33.516 *	25.937	19.001*	19.690*	28.888	300.0

Fastest Lap: Fabio QUARTARARO Monster Energy Yama FRA **1'32.001** 25.839 18.604 19.124 28.434

These data/results cannot be reproduced, stored and/or transmitted in whole or in part by any manner of electronic, mechanical, photocopying, recording, broadcasting or otherwise now known or herein after developed without the previous express consent by the copyright owner, except for reproduction in daily press and regular printed publications on sale to the public within 60 days of the event related to those data/results and always provided that copyright symbol appears together as follows below.
© DORNA, 2022



Warm Up

MotoGP

Lap	Lap Time	T1	T2	T3	T4	Speed	Lap	Lap Time	T1	T2	T3	T4	Speed	
17th	87	Remy GARDNER				KTM	AUS	10	1'34.734	26.425	19.361	19.706	29.242	303.3
Tech3 KTM Factory Racing							11	1'34.689	26.180	19.069	19.779	29.661	303.3	
							12	1'50.076	P 29.616	23.984*	21.022*	35.454	302.5	

Run #	1	Front Tyre	Slick-Medium	Rear Tyre	Slick-Soft
			New Tyre	4 Laps at start	
1	2'01.998	27.119	20.801	20.111	31.707
2	1'34.549	26.526	18.938	20.011	29.074
3	1'33.248	26.057	18.967	19.349	28.875
4	1'33.778	26.289	19.129	19.425	28.935
5	1'33.710	26.148	19.075	19.407	301.6
6	1'47.372	P 29.412	23.035*	20.091	34.834

Run #	2	Front Tyre	Slick-Medium	Rear Tyre	Slick-Soft
			8 Laps at start	4 Laps at start	
7	2'13.032	29.584	19.942	20.183	35.430
8	1'33.499	26.128	18.908	19.199	29.264
9	1'34.279	26.086	19.100	19.750	29.343
10	1'33.361	26.085	18.864	19.345	29.067
11	1'38.136	26.035	19.128	19.321	33.652
12	1'46.342	* 25.981	25.286*	21.351*	33.724

18th	25	Raul FERNANDEZ				KTM	SPA
Tech3 KTM Factory Racing							

Run #	1	Front Tyre	Slick-Medium	Rear Tyre	Slick-Soft
			7 Laps at start	4 Laps at start	
1	2'08.409	P 25.776	19.777	20.362	35.711

Run #	2	Front Tyre	Slick-Hard	Rear Tyre	Slick-Soft
			New Tyre	3 Laps at start	
2	2'05.445	26.013	20.239	20.702	30.120
3	1'41.653	* 26.406	20.429*	21.723	33.095
4	1'34.657	26.326	19.026	20.064	29.241
5	1'36.933	* 26.093	22.337*	19.447	29.056
6	1'33.295	25.992	18.850	19.482	28.971
7	1'36.775	26.101	19.320	20.638	30.716
8	1'40.073	26.198	18.892	24.477	30.506
9	1'37.738	26.112	19.178	22.971	29.477
10	1'33.380	26.061	18.804	19.468	29.047
11	1'33.272	26.014	18.775	19.514	28.969
12	1'46.254	* 30.919	24.145*	20.705*	30.485

19th	42	Alex RINS				SUZUKI	SPA
Team SUZUKI ECSTAR							

Run #	1	Front Tyre	Slick-Medium	Rear Tyre	Slick-Soft
			9 Laps at start	4 Laps at start	
1	1'57.813	26.772	20.259	20.906	30.317
2	1'36.730	26.399	19.033	19.726	31.572
3	1'34.077	26.354	18.994	19.433	29.296
4	1'33.407	26.095	18.899	19.455	28.958
5	1'36.439	26.177	18.845	22.088	29.329
6	1'33.443	26.065	18.826	19.468	303.3
7	1'45.099	P 27.399	23.236*	20.493	33.971

Run #	2	Front Tyre	Slick-Medium	Rear Tyre	Slick-Medium
			8 Laps at start	New Tyre	
8	2'11.780	31.792	20.459	22.541	30.437
9	1'37.035	26.722	20.162	20.657	29.494

20th	4	Andrea DOVIZIOSO				YAMAHA	ITA
WithU Yamaha RNF MotoGP Team							

Run #	1	Front Tyre	Slick-Medium	Rear Tyre	Slick-Medium
			New Tyre	New Tyre	
1	2'22.758	26.986	20.833	20.510	30.197
2	1'34.969	26.738	19.343	19.669	29.219
3	1'40.863	26.329	19.005	21.947	33.582
4	1'33.599	26.146	19.099	19.446	28.908
5	1'36.957	* 26.150	21.414*	20.557	28.836
6	1'42.429	* 31.317	21.296*	20.841	28.975
7	1'33.423	25.983	19.015	19.467	28.958
8	1'43.946	26.431	21.670	21.147	34.698
9	1'39.740	28.859	21.274	20.012	29.595
10	1'34.008	* 26.066	19.262*	19.452	29.228
11	1'33.465	* 25.938	19.121*	19.383	29.023
12	1'46.435	P 26.020	22.362*	22.251*	35.802

21st	49	Fabio DI GIANNANTON				DUCATI	ITA
Gresini Racing MotoGP							

Run #	1	Front Tyre	Slick-Soft	Rear Tyre	Slick-Soft
			4 Laps at start	4 Laps at start	
1	2'05.552	P 27.227	20.544	20.652	35.978

Run #	2	Front Tyre	Slick-Medium	Rear Tyre	Slick-Soft
			New Tyre	4 Laps at start	
2	2'08.489	* 27.078	19.708*	19.822	30.191
3	1'35.003	26.306	19.800	19.907	28.990
4	1'33.745	26.163	19.082	19.440	29.060
5	1'33.455	25.916	19.086	19.447	29.006
6	1'33.666	* 25.942	19.221*	19.559	28.944
7	1'36.251	25.963	19.087	19.433	31.768
8	1'43.438	26.125	19.017	23.912	34.384
9	1'44.051	27.773	22.463	24.314	29.501
10	1'33.547	26.063	18.986	19.433	29.065
11	1'33.608	26.000	19.012	19.502	29.094
12	1'57.970	P 33.492	24.958*	21.712*	37.808

22nd	43	Jack MILLER				DUCATI	AUS
Ducati Lenovo Team							

Run #	1	Front Tyre	Slick-Medium	Rear Tyre	Slick-Soft
			15 Laps at start	4 Laps at start	
1	1'43.210	27.593	20.310	20.423	30.188
2	1'40.562	P 26.505	19.302	20.697	34.058

Run #	2	Front Tyre	Slick-Hard	Rear Tyre	Slick-Medium
			New Tyre	11 Laps at start	
3	2'08.292	28.088	20.007	20.257	33.429
4	1'34.681	26.419	19.489	19.613	29.160
5	1'34.397	26.067	19.059	19.985	29.286
6	1'34.038	26.084	19.143	19.653	29.158
7	1'37.716	26.233	19.191	19.585	32.707

Fastest Lap:	Fabio QUARTARARO	Monster Energy Yama	FRA	1'32.001	25.839	18.604	19.124	28.434
---------------------	------------------	---------------------	-----	-----------------	--------	--------	--------	--------

These data/results cannot be reproduced, stored and/or transmitted in whole or in part by any manner of electronic, mechanical, photocopying, recording, broadcasting or otherwise now known or herein after developed without the previous express consent by the copyright owner, except for reproduction in daily press and regular printed publications on sale to the public within 60 days of the event related to those data/results and always provided that copyright symbol appears together as follows below.
© DORNA, 2022



Warm Up

MotoGP

Lap	Lap Time	T1	T2	T3	T4	Speed	Lap	Lap Time	T1	T2	T3	T4	Speed
8	1'33.496	26.099	19.028	19.424	28.945	304.2							
9	1'37.757 *	26.072	22.063*	20.148	29.474	304.2							
10	1'33.770	26.039	19.178	19.458	29.095	303.3							
11	1'34.027	25.962	19.249	19.483	29.333	303.3							
12	1'37.290 *	26.014	20.677*	20.307*	30.292	302.5							
13	1'36.257	26.092	19.051	19.655	31.459	302.5							

23rd **10** **Luca MARINI** DUCATI ITA
Mooney VR46 Racing Team

Run #	1	Front Tyre	Slick-Medium	Rear Tyre	Slick-Medium	New Tyre
		7 Laps at start				
1	1'46.705	26.019	20.310	20.308	30.834	
2	1'34.825	26.612	19.181	19.879	29.153	296.7
3	1'33.713	26.142	19.086	19.539	28.946	298.3
4	1'33.722	26.057	19.134	19.490	29.041	299.1
5	1'33.654	25.986	19.139	19.488	29.041	298.3
6	1'33.820	26.011	19.116	19.504	29.189	300.0
7	1'33.935	26.124	19.164	19.598	29.049	299.1
8	1'33.903	26.100	19.202	19.526	29.075	298.3
9	1'33.911	26.047	19.114	19.617	29.133	297.5
10	1'38.494 P	26.014	19.055	19.473	33.952	298.3
Run #	2	Front Tyre	Slick-Medium	Rear Tyre	Slick-Hard	
		17 Laps at start			10 Laps at start	
11	5'15.742 *	25.903	19.756*	19.720*	29.097	

24th **40** **Darryn BINDER** YAMAHA RSA
WithU Yamaha RNF MotoGP Team

Run #	1	Front Tyre	Slick-Medium	Rear Tyre	Slick-Soft	
		8 Laps at start			4 Laps at start	
1	1'57.719	26.801	20.825	21.282	30.285	
2	1'35.119	26.825	19.254	19.703	29.337	291.8
3	1'35.755	26.807	19.481	19.644	29.823	298.3
4	1'34.528	26.762	19.154	19.494	29.118	284.9
5	1'39.389	29.790	20.302	19.994	29.303	299.1
6	1'34.284	26.360	19.364	19.436	29.124	298.3
7	1'34.397	26.299	19.236	19.677	29.185	299.1
8	1'34.377	26.318	19.074	19.854	29.131	298.3
9	1'34.168	26.114	19.258	19.632	29.164	299.1
10	1'34.476	26.329	19.290	19.632	29.225	299.1
11	1'39.433	31.143	19.618	19.593	29.079	300.0
12	1'38.773	26.287	20.383	22.038	30.065	300.0
13	1'34.241 *	26.147	19.105*	19.632*	29.357	301.6

Fastest Lap: Fabio QUARTARARO Monster Energy Yama FRA **1'32.001** 25.839 18.604 19.124 28.434

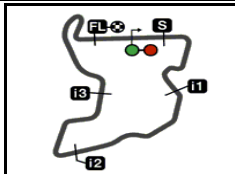
These data/results cannot be reproduced, stored and/or transmitted in whole or in part by any manner of electronic, mechanical, photocopying, recording, broadcasting or otherwise now known or herein after developed without the previous express consent by the copyright owner, except for reproduction in daily press and regular printed publications on sale to the public within 60 days of the event related to those data/results and always provided that copyright symbol appears together as follows below.
© DORNA, 2022

Official MotoGP Timing by **TISSOT**
www.motogp.com

Lombok, Sunday, March 20, 2022

Page 5 of 5





PERTAMINA GRAND PRIX OF INDONESIA
Official Starting Grid

4301 m.

Race : 27 laps = 116.127 km

28



1	1 1'31.067 20 Fabio QUARTARARO Yamaha	2	2 1'31.280 89 Jorge MARTIN Ducati	3	3 1'31.378 5 Johann ZARCO Ducati
2	4 1'31.433 33 Brad BINDER KTM	3	5 1'31.504 23 Enea BASTIANINI Ducati	4	6 1'31.507 63 Francesco BAGNAIA Ducati
3	7 1'31.566 88 Miguel OLIVEIRA KTM	4	8 1'31.582 42 Alex RINS Suzuki	5	9 1'31.714 43 Jack MILLER Ducati
4	10 1'31.723 41 Aleix ESPARGARO Aprilia	5	11 1'31.829 49 Fabio DI GIANNANTONIO Ducati	6	12 1'31.666 10 Luca MARINI Ducati
5	13 1'31.695 72 Marco BEZZECCHI Ducati	6	14 1'31.830 93 Marc MARQUEZ Honda	7	15 1'32.336 21 Franco MORBIDELLI Yamaha
6	16 1'31.831 44 Pol ESPARGARO Honda	7	17 1'31.870 4 Andrea DOVIZIOSO Yamaha	8	18 1'31.875 36 Joan MIR Suzuki
7	19 1'31.987 73 Alex MARQUEZ Honda	8	20 1'32.006 12 Maverick VIÑALES Aprilia	9	21 1'32.122 25 Raul FERNANDEZ KTM
8	22 1'32.140 87 Remy GARDNER KTM	9	23 1'32.299 40 Darryn BINDER Yamaha	10	24 1'32.330 30 Takaaki NAKAGAMI Honda

FIM MotoGP Stewards grid penalty for rider #21

The results are provisional until the end of the limit for protest and appeals and until the ratification of the Event Management Committee.

Time limit for protest expires 60' at the latest after publication of the results - Time:

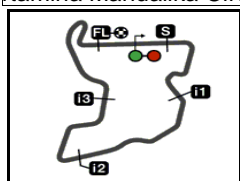
These data/results cannot be reproduced, stored and/or transmitted in whole or in part by any manner of electronic, mechanical, photocopying, recording, broadcasting or otherwise now known or herein after developed without the previous express consent by the copyright owner, except for reproduction in daily press and regular printed publications on sale to the public within 60 days of the event related to those data/results and always provided that copyright symbol appears together as follows below.

© DORNA, 2022

Official MotoGP Timing by **TISSOT**
www.motogp.com



Lombok, Sunday, March 20, 2022



4301 m.

PERTAMINA GRAND PRIX OF INDONESIA

Warm Up

Best Partial Times

MotoGP™

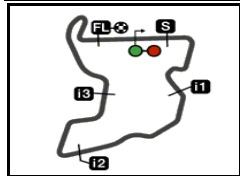
IT Ideal Lap Time, sum of the best partial times

BT Best Lap Time

T1		T2		T3		T4				IT		BT	
Pos	Rider	Time	Rider	Time	Rider	Time	Rider	Time	Pos	Rider	IT	BT	
1	F.QUARTARARO	25.677	F.QUARTARARO	18.604	M.OLIVEIRA	19.095	F.QUARTARARO	28.376	1	F.QUARTARAR	1'31.781	1'32.001	(1)
2	J.ZARCO	25.687	A.ESPARGARO	18.632	T.NAKAGAMI	19.115	M.MARQUEZ	28.558	2	A.ESPARGAR	1'32.260	1'32.766	(10)
3	E.BASTIANINI	25.687	M.BEZZECCHI	18.683	F.QUARTARARO	19.124	F.MORBIDELLI	28.610	3	M.VIÑALES	1'32.264	1'32.408	(2)
4	M.VIÑALES	25.694	M.VIÑALES	18.689	R.GARDNER	19.199	A.ESPARGARO	28.661	4	M.OLIVEIRA	1'32.376	1'32.460	(3)
5	M.OLIVEIRA	25.720	F.BAGNAIA	18.697	M.VIÑALES	19.206	M.VIÑALES	28.675	5	J.ZARCO	1'32.465	1'32.718	(6)
6	A.ESPARGARO	25.723	T.NAKAGAMI	18.725	M.MARQUEZ	19.225	J.ZARCO	28.687	6	T.NAKAGAMI	1'32.466	1'32.693	(5)
7	F.BAGNAIA	25.740	A.MARQUEZ	18.759	A.ESPARGARO	19.244	T.NAKAGAMI	28.705	7	F.BAGNAIA	1'32.468	1'32.781	(11)
8	M.MARQUEZ	25.756	P.ESPARGARO	18.771	J.ZARCO	19.278	E.BASTIANINI	28.725	8	M.MARQUEZ	1'32.475	1'32.515	(4)
9	P.ESPARGARO	25.771	R.FERNANDEZ	18.775	B.BINDER	19.289	M.OLIVEIRA	28.728	9	M.BEZZECCHI	1'32.517	1'32.747	(9)
10	J.MARTIN	25.792	J.MIR	18.799	F.BAGNAIA	19.292	A.MARQUEZ	28.733	10	F.MORBIDELLI	1'32.577	1'32.925	(14)
11	M.BEZZECCHI	25.797	F.MORBIDELLI	18.800	M.BEZZECCHI	19.295	F.BAGNAIA	28.739	11	E.BASTIANINI	1'32.599	1'32.732	(7)
12	B.BINDER	25.823	J.ZARCO	18.813	F.MORBIDELLI	19.298	M.BEZZECCHI	28.742	12	P.ESPARGAR	1'32.679	1'32.801	(12)
13	J.MIR	25.853	J.MARTIN	18.813	P.ESPARGARO	19.305	J.MARTIN	28.795	13	A.MARQUEZ	1'32.733	1'32.736	(8)
14	F.MORBIDELLI	25.869	E.BASTIANINI	18.818	J.MARTIN	19.339	P.ESPARGARO	28.832	14	J.MARTIN	1'32.739	1'32.824	(13)
15	A.MARQUEZ	25.883	A.RINS	18.826	A.MARQUEZ	19.358	A.DOVIZIOSO	28.836	15	B.BINDER	1'32.842	1'33.228	(16)
16	F.DI GIANNANTO	25.916	M.OLIVEIRA	18.833	E.BASTIANINI	19.369	J.MIR	28.836	16	J.MIR	1'32.860	1'33.076	(15)
17	T.NAKAGAMI	25.921	B.BINDER	18.842	J.MIR	19.372	R.GARDNER	28.875	17	R.GARDNER	1'32.919	1'33.248	(17)
18	A.DOVIZIOSO	25.938	R.GARDNER	18.864	A.DOVIZIOSO	19.383	B.BINDER	28.888	18	A.DOVIZIOSO	1'33.162	1'33.423	(20)
19	J.MILLER	25.962	M.MARQUEZ	18.936	J.MILLER	19.424	F.DI GIANNANTO	28.944	19	R.FERNANDEZ	1'33.183	1'33.272	(18)
20	R.GARDNER	25.981	F.DI GIANNANTO	18.986	A.RINS	19.433	J.MILLER	28.945	20	F.DI GIANNAN	1'33.279	1'33.455	(21)
21	L.MARINI	25.986	A.DOVIZIOSO	19.005	F.DI GIANNANTO	19.433	L.MARINI	28.946	21	A.RINS	1'33.282	1'33.407	(19)
22	R.FERNANDEZ	25.992	J.MILLER	19.028	D.BINDER	19.436	A.RINS	28.958	22	J.MILLER	1'33.359	1'33.496	(22)
23	A.RINS	26.065	L.MARINI	19.055	R.FERNANDEZ	19.447	R.FERNANDEZ	28.969	23	L.MARINI	1'33.460	1'33.654	(23)
24	D.BINDER	26.114	D.BINDER	19.074	L.MARINI	19.473	D.BINDER	29.079	24	D.BINDER	1'33.703	1'34.168	(24)

These data/results cannot be reproduced, stored and/or transmitted in whole or in part by any manner of electronic, mechanical, photocopying, recording, broadcasting or otherwise now known or herein after developed without the previous express consent by the copyright owner, except for reproduction in daily press and regular printed publications on sale to the public within 60 days of the event related to those data/results and always provided that copyright symbol appears together as follows below.
© DORNA, 2022






4301 m.

PERTAMINA GRAND PRIX OF INDONESIA

Warm Up

Fastest Laps Sequence

<i>Practice Time</i>	 <i>Rider</i>	<i>Nation</i>	<i>Motorcycle</i>	<i>Time</i>	<i>Km/h</i>	<i>Rider's Lap</i>
3'21.530	10 Luca MARINI	ITA	DUCATI	1'34.825	163.2	2
3'35.159	30 Takaaki NAKAGAMI	JPN	HONDA	1'34.219	164.3	2
4'35.147	89 Jorge MARTIN	SPA	DUCATI	1'33.768	165.1	2
4'52.102	21 Franco MORBIDELLI	ITA	YAMAHA	1'33.072	166.3	3
5'23.489	41 Aleix ESPARGARO	SPA	APRILIA	1'32.917	166.6	3
6'56.255	41 Aleix ESPARGARO	SPA	APRILIA	1'32.766	166.9	4
8'15.346	30 Takaaki NAKAGAMI	JPN	HONDA	1'32.723	166.9	5
11'26.968	30 Takaaki NAKAGAMI	JPN	HONDA	1'32.695	167.0	7
13'27.413	88 Miguel OLIVEIRA	POR	KTM	1'32.460	167.4	8
18'18.794	20 Fabio QUARTARARO	FRA	YAMAHA	1'32.250	167.8	10
21'26.797	20 Fabio QUARTARARO	FRA	YAMAHA	1'32.001	168.2	12

These data/results cannot be reproduced, stored and/or transmitted in whole or in part by any manner of electronic, mechanical, photocopying, recording, broadcasting or otherwise now known or herein after developed without the previous express consent by the copyright owner, except for reproduction in daily press and regular printed publications on sale to the public within 60 days of the event related to those data/results and always provided that copyright symbol appears together as follows below.

© DORNA, 2022

Official MotoGP Timing by **TISSOT**
www.motogp.com



Lombok, Sunday, March 20, 2022