

4301 m.

**PERTAMINA GRAND PRIX OF INDONESIA**

**Free Practice Nr. 1**

**Classification**

**3**

	Rider	Nation	Team	Motorcycle	Time	Lap Total	Gap	Top Speed
1	67 <b>Alberto SURRA</b>	ITA	Rivacold Snipers Team	HONDA	<b>1'51.050</b>	12 16		<b>202.2</b>
2	53 <b>Deniz ÖNCÜ</b>	TUR	Red Bull KTM Tech3	KTM	<b>1'51.097</b>	12 17	0.047 0.047	<b>207.2</b>
3	28 <b>Izan GUEVARA</b>	SPA	Gaviota GASGAS Aspar Team	GASGAS	<b>1'51.112</b>	9 16	0.062 0.015	<b>208.0</b>
4	96 <b>Daniel HOLGADO</b>	SPA	Red Bull KTM Ajo	KTM	<b>1'51.119</b>	10 13	0.069 0.007	<b>207.6</b>
5	99 <b>Carlos TATAY</b>	SPA	CFMOTO Racing PruestelGP	CFMOTO	<b>1'51.504</b>	12 17	0.454 0.385	<b>204.9</b>
6	5 <b>Jaume MASIA</b>	SPA	Red Bull KTM Ajo	KTM	<b>1'51.522</b>	12 16	0.472 0.018	<b>206.8</b>
7	23 <b>Elia BARTOLINI</b>	ITA	QJMOTOR Avintia Racing Team	KTM	<b>1'51.598</b>	6 18	0.548 0.076	<b>206.8</b>
8	18 <b>Matteo BERTELLE</b>	ITA	QJMOTOR Avintia Racing Team	KTM	<b>1'51.835</b>	12 18	0.785 0.237	<b>204.5</b>
9	43 <b>Xavier ARTIGAS</b>	SPA	CFMOTO Racing PruestelGP	CFMOTO	<b>1'51.902</b>	8 17	0.852 0.067	<b>207.2</b>
10	82 <b>Stefano NEPA</b>	ITA	Angeluss MTA Team	KTM	<b>1'51.914</b>	10 16	0.864 0.012	<b>207.2</b>
11	19 <b>Scott OGDEN</b>	GBR	VisionTrack Racing Team	HONDA	<b>1'52.282</b>	8 15	1.232 0.368	<b>204.1</b>
12	11 <b>Sergio GARCIA</b>	SPA	Gaviota GASGAS Aspar Team	GASGAS	<b>1'52.313</b>	10 19	1.263 0.031	<b>204.9</b>
13	48 <b>Ivan ORTOLÁ</b>	SPA	Angeluss MTA Team	KTM	<b>1'52.314</b>	16 16	1.264 0.001	<b>207.6</b>
14	10 <b>Diogo MOREIRA</b>	BRA	MT Helmets - MSI	KTM	<b>1'52.375</b>	12 16	1.325 0.061	<b>208.8</b>
15	20 <b>Lorenzo FELLON</b>	FRA	SIC58 Squadra Corse	HONDA	<b>1'52.514</b>	9 13	1.464 0.139	<b>205.3</b>
16	24 <b>Tatsuki SUZUKI</b>	JPN	Leopard Racing	HONDA	<b>1'52.670</b>	15 17	1.620 0.156	<b>206.5</b>
17	6 <b>Ryusei YAMANAKA</b>	JPN	MT Helmets - MSI	KTM	<b>1'52.741</b>	13 17	1.691 0.071	<b>204.9</b>
18	7 <b>Dennis FOGGIA</b>	ITA	Leopard Racing	HONDA	<b>1'52.755</b>	9 18	1.705 0.014	<b>209.3</b>
19	16 <b>Andrea MIGNO</b>	ITA	Rivacold Snipers Team	HONDA	<b>1'52.846</b>	16 17	1.796 0.091	<b>208.8</b>
20	66 <b>Joel KELSO</b>	AUS	CIP Green Power	KTM	<b>1'53.069</b>	12 15	2.019 0.223	<b>206.1</b>
21	31 <b>Adrian FERNANDEZ</b>	SPA	Red Bull KTM Tech3	KTM	<b>1'53.253</b>	13 18	2.203 0.184	<b>204.9</b>
22	54 <b>Riccardo ROSSI</b>	ITA	SIC58 Squadra Corse	HONDA	<b>1'53.303</b>	12 16	2.253 0.050	<b>206.8</b>
23	70 <b>Joshua WHATLEY</b>	GBR	VisionTrack Racing Team	HONDA	<b>1'53.428</b>	10 16	2.378 0.125	<b>201.8</b>
24	87 <b>Gerard RIU MALE</b>	SPA	BOE SKX	KTM	<b>1'53.431</b>	12 18	2.381 0.003	<b>204.1</b>
25	71 <b>Ayumu SASAKI</b>	JPN	Sterilgarda Husqvarna Max	HUSQVARNA	<b>1'53.714</b>	12 15	2.664 0.283	<b>204.9</b>
26	64 <b>Mario AJI</b>	INA	Honda Team Asia	HONDA	<b>1'54.223</b>	17 17	3.173 0.509	<b>201.8</b>
27	22 <b>Ana CARRASCO</b>	SPA	BOE SKX	KTM	<b>1'54.248</b>	12 17	3.198 0.025	<b>203.3</b>
28	27 <b>Kaito TOBA</b>	JPN	CIP Green Power	KTM	<b>1'55.539</b>	6 14	4.489 1.291	<b>206.1</b>

Practice condition: **Dry**

Air: **27°**

Humidity: **89%**

Ground: **31°**

<b>Fastest Lap:</b>	Lap: 12	<b>Alberto SURRA</b>	<b>1'51.050</b>	139.4 Km/h
<b>Best Race Lap:</b>		<b>New track layout</b>		
<b>All Time Lap Record:</b>	2022	<b>Alberto SURRA</b>	<b>1'51.050</b>	139.4 Km/h

The results are provisional until the end of the limit for protest and appeals.

Time limit for protest expires 30' after publication of the results - ..... Time: .....

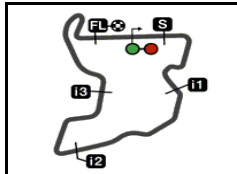
These data/results cannot be reproduced, stored and/or transmitted in whole or in part by any manner of electronic, mechanical, photocopying, recording, broadcasting or otherwise now known or herein after developed without the previous express consent by the copyright owner, except for reproduction in daily press and regular printed publications on sale to the public within 60 days of the event related to those data/results and always provided that copyright symbol appears together as follows below.

© DORNA, 2022

Official MotoGP Timing by TISSOT  
www.motogp.com

**Lombok, Friday, March 18, 2022**





4301 m.

## PERTAMINA GRAND PRIX OF INDONESIA

## Free Practice Nr. 1

## Top Speed &amp; Average

4



Rider	Nation	Motorcycle	Top 5 speeds					Average	Top
7 Dennis FOGGIA	ITA	HONDA	209.3	209.3	208.4	208.4	208.4	208.8	209.3
10 Diogo MOREIRA	BRA	KTM	208.8	206.1	205.7	204.9	204.5	206.0	208.8
16 Andrea MIGNO	ITA	HONDA	208.8	207.6	207.2	206.8	206.5	207.4	208.8
28 Izan GUEVARA	SPA	GASGAS	208.0	206.8	206.8	206.5	206.5	206.8	208.0
48 Ivan ORTOLÁ	SPA	KTM	207.6	207.2	206.8	206.5	206.1	206.8	207.6
96 Daniel HOLGADO	SPA	KTM	207.6	206.5	206.1	205.7	205.3	206.2	207.6
43 Xavier ARTIGAS	SPA	CFMOTO	207.2	207.2	207.2	206.8	206.8	207.0	207.2
53 Deniz ÖNCÜ	TUR	KTM	207.2	206.5	204.1	203.7	203.7	205.0	207.2
82 Stefano NEPA	ITA	KTM	207.2	206.1	206.1	206.1	205.7	206.2	207.2
5 Jaume MASIA	SPA	KTM	206.8	206.1	205.7	205.7	205.3	205.6	206.8
23 Elia BARTOLINI	ITA	KTM	206.8	206.1	205.3	205.3	204.9	205.5	206.8
54 Riccardo ROSSI	ITA	HONDA	206.8	206.5	206.5	206.1	205.3	206.1	206.8
24 Tatsuki SUZUKI	JPN	HONDA	206.5	206.1	206.1	206.1	205.7	205.9	206.5
27 Kaito TOBA	JPN	KTM	206.1	204.5	204.1	204.1	203.7	204.4	206.1
66 Joel KELSO	AUS	KTM	206.1	204.9	204.9	204.9	204.5	205.0	206.1
20 Lorenzo FELLON	FRA	HONDA	205.3	204.5	203.3	203.0	203.0	203.8	205.3
6 Ryusei YAMANAKA	JPN	KTM	204.9	204.9	204.5	204.1	203.7	204.2	204.9
11 Sergio GARCIA	SPA	GASGAS	204.9	204.9	204.1	204.1	204.1	204.4	204.9
31 Adrian FERNANDEZ	SPA	KTM	204.9	203.7	203.7	203.3	203.3	203.6	204.9
71 Ayumu SASAKI	JPN	HUSQVARNA	204.9	204.5	204.1	204.1	203.7	204.2	204.9
99 Carlos TATAY	SPA	CFMOTO	204.9	203.7	203.3	203.3	203.0	203.5	204.9
18 Matteo BERTELLE	ITA	KTM	204.5	204.1	203.0	203.0	202.6	203.3	204.5
19 Scott OGDEN	GBR	HONDA	204.1	203.7	203.7	203.3	203.0	203.6	204.1
87 Gerard RIU MALE	SPA	KTM	204.1	203.7	203.0	202.6	202.6	203.2	204.1
22 Ana CARRASCO	SPA	KTM	203.3	203.0	203.0	202.6	202.2	202.8	203.3
67 Alberto SURRA	ITA	HONDA	202.2	201.8	201.4	201.4	201.4	201.6	202.2
64 Mario AJI	INA	HONDA	201.8	201.8	201.1	200.7	200.7	201.2	201.8
70 Joshua WHATLEY	GBR	HONDA	201.8	201.1	200.7	200.7	200.7	201.0	201.8

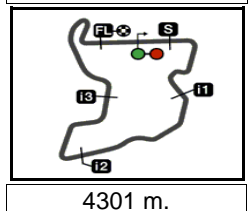
These data/results cannot be reproduced, stored and/or transmitted in whole or in part by any manner of electronic, mechanical, photocopying, recording, broadcasting or otherwise now known or herein after developed without the previous express consent by the copyright owner, except for reproduction in daily press and regular printed publications on sale to the public within 60 days of the event related to those data/results and always provided that copyright symbol appears together as follows below.

© DORNA, 2022

Official MotoGP Timing by TISSOT  
www.motogp.com



Lombok, Friday, March 18, 2022



**PERTAMINA GRAND PRIX OF INDONESIA**  
**Free Practice Nr. 1**  
**Chronological Analysis of Performances**

**5**

\* Lap / Sector time cancelled      **T1** Time from finish line to 1st intermediate      **T3** Time from 2nd intermed. to 3rd intermed.  
**P** Crossing the finish line in pit lane      **T2** Time from 1st intermed. to 2nd intermed.      **T4** Time from 3rd intermediate to finish line

Lap	Lap Time	T1	T2	T3	T4	Speed	Lap	Lap Time	T1	T2	T3	T4	Speed							
<b>1st 67 Alberto SURRA</b> Rivacold Snipers Tea ITA							<b>4th 96 Daniel HOLGADO</b> Red Bull KTM Ajo SPA													
Runs=1 Total laps=16 Full laps=13							Runs=2 Total laps=13 Full laps=9													
1	3'21.445	32.940	26.613	26.588	37.947		1	3'46.703	32.557	27.248	25.777	37.398								
2	<b>2'01.317</b>	35.241	26.025	24.473	35.578	198.1	2	<b>1'58.536</b>	34.376	24.886	23.970	35.304	201.8							
3	<b>1'54.897</b>	33.118	23.866	23.480	34.433	200.7	3	<b>1'55.277</b>	33.152	23.920	23.187	35.018	203.0							
4	<b>1'53.726</b>	32.598	23.773	23.023	34.332	201.8	4	<b>1'53.554</b>	32.320	23.592	22.889	34.753	<b>207.6</b>							
5	<b>1'53.419</b>	32.622	23.226	23.292	34.279	<b>202.2</b>	5	<b>1'52.162</b>	32.112	23.500	22.561	33.989	203.7							
6	<b>1'52.146</b>	32.317	23.076	22.739	<b>34.014</b>	201.1	6	<b>1'51.313</b>	<b>31.777</b>	23.187	22.658	<b>33.691</b>	206.5							
7	2'09.011 P	40.674	22.950	23.086	42.301	200.7	7	1'59.107 P	31.878	23.363	24.022	39.844	206.1							
8	10'27.989	31.877	23.442	23.616	35.085		8	13'26.526	29.971	24.363	23.634	34.668								
9	<b>1'54.495</b>	34.007	23.038	22.912	34.538	199.6	9	<b>1'51.759</b>	32.328	22.858	22.546	34.027	203.0							
10	<b>1'52.108</b>	32.628	22.709	22.657	34.114	199.2	10	<b>1'51.119</b>	31.825	22.707	<b>22.490</b>	34.097	205.7							
11	<b>1'52.004</b>	32.448	22.634	22.677	34.245	200.7	11	<b>1'52.362</b>	31.817	<b>22.697</b>	22.930	34.918	205.3							
12	<b>1'51.050</b>	<b>32.082</b>	<b>22.374</b>	<b>22.420</b>	34.174	201.4	12	<b>2'01.064</b>	37.249	24.131	23.260	36.424	203.3							
13	<b>1'52.026</b>	32.264	22.512	22.629	34.621	201.4	13	2'00.971 P	33.337	23.875	23.370	40.389	199.6							
14	<b>1'53.657</b>	32.661	23.185	22.973	34.838	200.7	<b>5th 99 Carlos TATAY</b> CFMOTO Racing Pru SPA													
15	<b>1'52.812</b>	32.476	22.727	22.784	34.825	200.7	Runs=1 Total laps=17 Full laps=13													
16	<b>1'52.921</b>	32.503	22.687	23.014	34.717	201.4	1	3'20.618	36.333	28.938	29.564	40.225								
<b>2nd 53 Deniz ÖNCÜ</b> Red Bull KTM Tech3 TUR							2	<b>2'05.673</b>	36.431	27.357	24.912	36.973	194.5							
Runs=2 Total laps=17 Full laps=11							3	<b>1'56.732</b>	33.687	24.408	23.670	34.967	202.2							
1	4'35.561	37.678	28.586	27.360	39.868		4	<b>1'54.606</b>	32.845	23.746	23.261	34.754	203.0							
2	<b>2'04.875</b>	36.655	25.552	25.192	37.476	201.8	5	<b>1'53.445</b>	32.343	23.316	22.865	34.921	202.6							
3	<b>2'00.095</b>	35.120	24.456	23.999	36.520	203.0	6	<b>1'52.578</b>	32.418	23.406	22.636	34.118	203.0							
4	<b>1'57.392</b>	33.681	23.794	23.651	36.266	200.0	7	<b>1'51.570</b>	<b>31.900</b>	23.210	22.516	<b>33.944</b>	203.7							
5	<b>1'55.030</b>	33.173	23.549	23.197	35.111	201.1	8	1'55.508 P	32.147	23.064	<b>22.366</b>	37.931	203.3							
6	<b>1'53.210</b>	32.663	23.104	22.844	34.599	204.1	9	8'03.680	32.603	23.867	22.760	34.964								
7	<b>1'54.675</b>	32.709	23.930	23.312	34.724	<b>207.2</b>	10	<b>1'55.133</b>	32.413	22.650	24.289	35.781	200.7							
8	<b>1'52.271</b>	32.477	23.118	22.790	33.886	202.6	11	<b>1'51.984</b>	32.335	22.865	22.460	34.324	201.8							
9	<b>1'51.321</b>	32.083	23.097	22.423	<b>33.718</b>	203.0	12	<b>1'51.504</b>	32.091	<b>22.635</b>	22.589	34.189	203.0							
10	2'01.076 P	32.371	23.158	22.721	42.826	203.7	13	1'51.782 *	32.01*	22.693*	22.705	34.368	202.6							
11	6'28.387	29.550	23.002	23.200	34.690		14	<b>1'56.204</b>	33.345	24.705	23.060	35.094	<b>204.9</b>							
12	<b>1'51.097</b>	32.164	22.492	22.473	33.968	206.5	15	<b>1'53.510</b>	32.245	23.415	22.604	35.246	203.3							
13	<b>1'51.594</b>	<b>31.771</b>	<b>22.488</b>	<b>22.418</b>	34.917	203.7	16	<b>1'53.830</b>	32.612	23.381	23.017	34.820	202.6							
14	2'00.711 P	34.587	23.286	22.954	39.884	202.6	<b>3rd 28 Izan GUEVARA</b> Gaviota GASGAS As SPA													
15	3'38.405	30.806	23.159	22.913	34.443		Runs=1 Total laps=16 Full laps=13													
16	<b>1'52.219</b>	32.146	22.849	22.569	34.655	201.4	1	3'44.160	33.359	26.970	26.035	38.721								
17	1'52.541 *	32.01*	22.816*	22.713	34.995	201.8	2	<b>1'59.669</b>	34.285	24.857	24.711	35.816	201.8							
<b>3rd 28 Izan GUEVARA</b> Gaviota GASGAS As SPA							3	<b>1'56.439</b>	33.141	24.432	23.606	35.260	204.9							
Runs=1 Total laps=16 Full laps=13							4	<b>1'55.375</b>	33.026	24.025	23.344	34.980	<b>208.0</b>							
1	3'44.160	33.359	26.970	26.035	38.721		5	<b>1'54.166</b>	32.734	23.663	23.058	34.711	206.5							
2	<b>1'59.669</b>	34.285	24.857	24.711	35.816	201.8	<b>Fastest Lap:</b> Alberto SURRA Rivacold Snipers Tea ITA <b>1'51.050</b> 32.082 22.374 22.420 34.174													
3	<b>1'56.439</b>	33.141	24.432	23.606	35.260	204.9														
4	<b>1'55.375</b>	33.026	24.025	23.344	34.980	<b>208.0</b>														
5	<b>1'54.166</b>	32.734	23.663	23.058	34.711	206.5														

These data/results cannot be reproduced, stored and/or transmitted in whole or in part by any manner of electronic, mechanical, photocopying, recording, broadcasting or otherwise now known or herein after developed without the previous express consent by the copyright owner, except for reproduction in daily press and regular printed publications on sale to the public within 60 days of the event related to those data/results and always provided that copyright symbol appears together as follows below.  
 © DORNA, 2022



# Free Practice Nr. 1

# Moto3

Lap	Lap Time	T1	T2	T3	T4	Speed	Lap	Lap Time	T1	T2	T3	T4	Speed
<b>6th 5</b> <b>Jaume MASIA</b> Red Bull KTM Ajo SPA													
		Runs=2	Total laps=16		Full laps=11								
1	3'53.064	33.013	27.207	25.504	36.999		13	1'57.218	34.168	24.590	23.417	35.043	203.0
2	1'57.337	33.669	24.061	24.102	35.505	203.7	14	1'53.173	32.263	23.431	23.040	34.439	202.2
3	1'53.478	32.771	23.525	23.048	34.134	205.3	15	1'52.467	32.293	22.915	22.868	34.391	202.6
4	1'52.825	32.094	23.429	22.971	34.331	205.3	16	2'00.168	34.447	26.158	23.767	35.796	201.4
5	1'52.243	32.131	23.122	22.910	34.080	205.7	17	1'55.782	32.826	23.991	23.221	35.744	198.8
6	1'57.153	31.887	23.542	23.331	38.393	206.8	18	1'54.244	32.561	23.481	22.986	35.216	201.8
7	1'52.470	32.083	23.274	22.739	34.374	205.3	<b>9th 43</b> <b>Xavier ARTIGAS</b> CFMOTO Racing Pru SPA						
8	1'52.209	32.266	23.161	22.797	33.985	206.1			Runs=1	Total laps=17		Full laps=14	
9	1'51.616	31.907	23.004	22.672	34.033	205.3	1	3'55.887	32.987	27.189	26.017	37.411	
10	1'58.960	P 33.060	23.098	23.509	39.293	202.6	2	1'57.579	33.875	24.396	24.036	35.272	204.9
11	8'27.825	37.552	24.537	24.098	34.663		3	1'54.886	33.279	23.553	23.365	34.689	206.1
12	1'51.522	31.915	23.025	22.538	34.044	205.3	4	1'54.474	32.993	23.269	23.507	34.705	207.2
13	1'58.000	* 32.22*	23.371*	22.792	39.610	205.7	5	1'54.386	33.048	23.323	23.228	34.787	203.3
14	1'55.492	34.487	23.380	22.872	34.753	205.3	6	1'52.374	32.437	22.829	22.755	34.353	205.7
15	1'52.794	32.061	23.020	22.900	34.813	204.5	7	1'52.113	32.306	22.845	22.745	34.217	206.8
16	2'04.226	P 32.153	23.208	23.242	45.623	205.3	8	1'51.902	32.290	22.626	22.688	34.298	206.8
<b>7th 23</b> <b>Elia BARTOLINI</b> QJMotor Avintia Racin ITA													
		Runs=1	Total laps=18		Full laps=15								
1	3'23.580	33.397	26.392	27.308	36.503		9	1'52.466	32.281	22.746	22.762	34.677	206.8
2	1'58.604	33.857	25.389	23.937	35.421	203.0	10	1'53.317	32.356	23.030	23.310	34.621	206.5
3	1'55.838	33.441	23.777	23.733	34.887	203.0	11	1'59.418	P 32.784	23.072	23.249	40.313	204.5
4	1'53.514	32.457	23.827	22.880	34.350	204.1	12	7'59.664	30.020	23.363	24.370	36.607	
5	1'53.892	32.628	24.107	22.771	34.386	200.3	13	1'53.667	32.836	22.735	23.193	34.903	207.2
6	1'51.598	31.867	23.178	22.619	33.934	203.7	14	1'57.199	32.715	23.230	24.938	36.316	205.3
7	1'53.198	32.222	23.444	23.061	34.471	203.7	15	1'57.766	33.146	23.767	25.227	35.626	203.7
8	1'55.097	33.708	23.704	22.830	34.855	201.8	16	1'53.818	32.539	22.910	23.214	35.155	205.7
9	1'52.387	32.240	23.257	22.971	33.919	204.1	17	1'56.220	32.438	23.259	25.266	35.257	207.2
10	1'59.819	P 32.140	23.276	25.685	38.718	204.9	<b>10th 82</b> <b>Stefano NEPA</b> Angeluss MTA Team ITA						
11	6'19.360	31.775	23.073	23.455	34.620				Runs=1	Total laps=16		Full laps=13	
12	1'52.412	32.066	22.947	22.622	34.777	205.3	1	3'37.748	33.007	28.224	26.252	38.336	
13	1'55.374	34.346	23.419	22.758	34.851	205.3	2	2'01.680	34.416	26.436	24.477	36.351	204.1
14	1'51.926	31.915	22.781	22.653	34.577	206.8	3	1'56.805	33.117	24.579	23.811	35.298	204.9
15	1'51.983	32.138	22.818	22.794	34.233	203.7	4	1'55.177	32.851	24.112	23.327	34.887	204.5
16	1'51.852	32.006	22.839	22.611	34.396	204.9	5	1'53.889	32.428	23.922	23.015	34.524	206.1
17	1'51.811	31.905	22.649	22.768	34.489	206.1	6	1'53.856	32.327	23.571	23.238	34.720	206.1
18	1'51.676	31.969	22.657	22.662	34.388	204.9	7	1'53.196	32.203	23.466	22.796	34.731	205.3
<b>8th 18</b> <b>Matteo BERTELLE</b> QJMotor Avintia Racin ITA													
		Runs=1	Total laps=18		Full laps=15								
1	3'14.553	36.519	27.894	30.008	38.907		8	1'52.975	32.146	23.437	22.839	34.553	204.5
2	2'01.535	35.054	25.106	24.656	36.719	201.4	9	2'04.500	35.873	29.707	23.568	35.352	205.3
3	1'59.137	34.327	24.777	24.151	35.882	201.1	10	1'51.914	31.940	23.436	22.629	33.909	206.1
4	1'55.764	32.973	24.301	23.677	34.813	202.6	11	1'59.347	P 32.252	23.668	23.435	39.992	207.2
5	1'55.151	32.947	23.924	23.465	34.815	201.4	12	9'53.599	31.822	24.660	23.605	40.266	
6	1'52.056	32.130	23.241	22.791	33.894	204.1	13	1'55.703	32.498	23.209	23.259	36.737	205.7
7	1'52.357	32.055	22.998	22.900	34.404	204.5	14	1'54.127	32.319	24.093	22.977	34.738	204.5
8	1'57.951	P 32.287	23.427	23.036	39.201	202.2	15	1'59.860	38.194	23.320	23.105	35.241	204.5
9	7'24.744	30.986	24.271	23.524	34.388		16	1'54.169	32.622	23.342	23.087	35.118	205.7
10	1'53.593	32.406	23.089	23.423	34.675	201.4	<b>11th 19</b> <b>Scott OGDEN</b> VisionTrack Racing T GBR						
11	1'52.382	32.243	23.070	22.913	34.156	202.2			Runs=2	Total laps=15		Full laps=11	
12	1'51.835	32.066	22.910	22.872	33.987	203.0	1	3'38.347	33.231	26.733	24.943	38.632	
<b>Fastest Lap:</b> Alberto SURRA Rivacold Snipers Tea ITA 1'51.050 32.082 22.374 22.420 34.174													

These data/results cannot be reproduced, stored and/or transmitted in whole or in part by any manner of electronic, mechanical, photocopying, recording, broadcasting or otherwise now known or herein after developed without the previous express consent by the copyright owner, except for reproduction in daily press and regular printed publications on sale to the public within 60 days of the event related to those data/results and always provided that copyright symbol appears together as follows below.  
© DORNA, 2022





# Free Practice Nr. 1

# Moto3

Lap	Lap Time	T1	T2	T3	T4	Speed	Lap	Lap Time	T1	T2	T3	T4	Speed
9	1'59.712 P	32.414	24.042	23.421	39.835	203.7	6	1'53.496	32.446	23.393	23.216	34.441	203.3
10	8'33.260 P	37.846	26.016	23.250	38.546		7	2'00.382 P	32.518	24.119	25.441	38.304	204.1
11	5'00.322	35.455	23.126	23.786	34.492		8	10'13.817	32.236	23.534	23.613	34.730	
12	1'55.994	32.196	22.651	23.282	37.865	203.7	9	1'54.354	32.534	22.795	24.117	34.908	202.6
13	1'53.402	32.011	23.496	23.129	34.766	201.8	10	1'53.935	32.352	23.202	23.186	35.195	204.9
14	1'53.103	32.068	23.262	22.928	34.845	202.2	11	1'53.540	32.529	22.944	23.342	34.725	206.1
15	1'54.786	32.116	22.689	22.888	37.093	202.2	12	1'52.375	32.010	22.824	22.978	34.563	205.7

## 12th 11 Sergio GARCIA Gaviota GASGAS As SPA

Runs=1	Total laps=19	Full laps=16				
1	3'51.082	34.701	27.566	25.638	38.264	
2	1'59.693	34.221	24.567	24.533	36.372	202.6
3	1'56.105	33.213	23.972	23.608	35.312	204.9
4	1'55.753	33.288	23.474	23.649	35.342	203.0
5	1'55.322	33.003	23.444	23.579	35.296	203.7
6	1'54.828	32.989	23.329	23.411	35.099	204.1
7	1'54.105	32.729	23.133	23.274	34.969	203.3
8	1'54.034	32.577	23.231	22.999	35.227	203.3
9	1'52.764	32.340	22.946	22.981	34.497	203.3
10	1'52.313	32.177	22.956	22.732	34.448	204.1
11	1'52.387	32.231	22.741	22.666	34.749	203.0
12	1'58.346 P	32.444	22.846	22.755	40.301	201.4
13	5'31.691	31.732	22.767	23.071	34.877	
14	1'52.820	32.446	22.795	22.947	34.632	204.1
15	1'53.069	32.529	22.674	22.947	34.919	202.6
16	1'53.003	32.180	22.641	23.006	35.176	203.0
17	1'52.910	32.600	22.597	22.925	34.788	204.9
18	1'52.799	32.177	22.646	23.044	34.932	202.2
19	1'52.682	32.220	22.656	22.915	34.891	201.8

## 13th 48 Ivan ORTOLÁ Angeluss MTA Team SPA

Runs=1	Total laps=16	Full laps=12				
1	3'40.037	35.157	29.344	32.027	39.163	
2	2'01.823	34.608	25.830	24.626	36.759	202.2
3	1'57.570	33.554	24.852	23.881	35.283	203.0
4	1'55.206	32.775	24.279	23.286	34.866	205.3
5	1'53.944	32.480	23.925	23.081	34.458	207.2
6	1'57.702	32.036	23.716	23.312	38.638	205.7
7	1'52.770	32.020	23.378	22.993	34.379	206.8
8	1'53.206	32.217	23.643	22.876	34.470	206.5
9	1'53.404	32.147	23.612	22.864	34.781	206.1
10	1'54.662	32.245	23.567	23.978	34.872	205.3
11	2'03.484 P	33.797	24.211	23.869	41.607	203.0
12	9'20.622	35.471	24.741	23.173	35.863	
13	1'54.107	32.486	23.347	23.015	35.259	205.3
14	1'54.342 *	31.76*	23.108*	23.252	36.218	207.6
15	1'55.837	32.018	23.030	22.983	37.806	204.1
16	1'52.314	32.112	22.851	22.615	34.736	204.5

## 14th 10 Diogo MOREIRA MT Helmets - MSI BRA

Runs=1	Total laps=16	Full laps=13				
1	3'09.091	35.561	26.541	25.860	37.614	
2	1'59.361	34.129	24.920	24.230	36.082	200.3
3	1'56.146	33.280	24.000	23.437	35.429	202.2
4	1'54.706	33.053	23.550	23.191	34.912	203.0
5	1'55.088	32.673	23.418	23.992	35.005	203.7

## 15th 20 Lorenzo FELLON SIC58 Squadra Corse FRA

Runs=3	Total laps=13	Full laps=7				
1	5'08.558	36.079	27.406	25.935	37.870	
2	1'56.955	33.705	24.409	23.688	35.153	202.2
3	1'55.076	33.359	23.875	23.304	34.538	203.0
4	1'52.614	32.151	23.311	22.644	34.508	205.3
5	1'55.533	32.210	23.849	25.005	34.469	203.3
6	1'57.872 P	32.471	23.525	22.920	38.956	204.5
7	5'21.754	30.466	23.547	23.388	34.613	
8	1'52.776	32.191	23.208	22.873	34.504	202.2
9	1'52.514	32.270	23.164	22.839	34.241	201.4
10	1'57.715 P	32.426	23.287	24.761	37.241	201.4
11	9'13.468	30.496	23.610	23.310	35.515	
12	2'04.717	32.599	23.284	32.737	36.097	201.8
13	2'02.097 P	32.876	23.313	26.079	39.829	203.0

## 16th 24 Tatsuki SUZUKI Leopard Racing JPN

Runs=2	Total laps=17	Full laps=13				
1	3'21.097	35.644	27.866	27.515	39.020	
2	2'07.339	35.914	25.775	28.912	36.738	189.4
3	1'58.079	33.693	24.823	24.225	35.338	205.7
4	1'56.118	33.119	24.152	23.685	35.162	206.1
5	1'54.570	32.661	23.815	23.319	34.775	205.7
6	1'54.143	32.689	23.696	23.168	34.590	206.1
7	1'53.165	32.423	23.298	22.983	34.461	206.5
8	2'03.641 P	32.092	22.944	25.117	43.488	205.7
9	7'11.545	44.959	25.010	24.208	36.245	
10	1'58.184	32.654	24.000	26.621	34.909	205.3
11	1'53.687	32.402	22.947	23.296	35.042	205.7
12	1'56.105	34.385	23.835	23.128	34.757	190.8
13	1'53.092	32.354	23.017	22.947	34.774	206.1
14	1'52.845	32.328	22.879	22.948	34.690	205.7
15	1'52.670	32.282	22.857	22.763	34.768	205.3
16	1'53.222	32.373	23.052	22.791	35.006	204.9
17	2'09.099 P	38.474	23.556	23.635	43.434	204.1

## 17th 6 Ryusei YAMANAKA MT Helmets - MSI JPN

Runs=1	Total laps=17	Full laps=14				
1	3'10.612	35.543	26.728	26.617	37.909	
2	1'59.276	34.627	24.537	24.570	35.542	201.1
3	1'55.835	33.729	23.837	23.497	34.772	202.6
4	1'54.499	33.008	23.860	23.169	34.462	204.5
5	1'53.449	32.389	23.308	23.034	34.718	203.7
6	1'54.664	32.607	23.723	23.654	34.680	203.7

**Fastest Lap:** Alberto SURRA Rivacold Snipers Tea ITA 1'51.050 32.082 22.374 22.420 34.174

These data/results cannot be reproduced, stored and/or transmitted in whole or in part by any manner of electronic, mechanical, photocopying, recording, broadcasting or otherwise now known or herein after developed without the previous express consent by the copyright owner, except for reproduction in daily press and regular printed publications on sale to the public within 60 days of the event related to those data/results and always provided that copyright symbol appears together as follows below.  
© DORNA, 2022

# Free Practice Nr. 1

# Moto3

Lap	Lap Time	T1	T2	T3	T4	Speed	Lap	Lap Time	T1	T2	T3	T4	Speed
7	1'54.736	32.704	23.830	22.990	35.212	203.3	2	2'00.590	34.517	24.738	24.546	36.789	203.0
8	2'06.136 P	32.979	23.445	28.687	41.025	202.6	3	1'58.279	33.924	24.379	23.981	35.995	203.3
9	8'13.320	31.410	23.504	24.721	34.518		4	1'56.269	33.313	23.833	23.746	35.377	203.0
10	1'53.318	32.692	22.982	22.990	34.654	204.1	5	1'54.832	32.748	23.409	23.638	35.037	204.1
11	1'54.294	32.708	23.053	22.888	35.645	201.4	6	1'54.402	32.699	23.291	23.496	34.916	204.9
12	1'53.696	32.462	23.142	23.224	34.868	204.9	7	1'54.008	32.745	23.163	23.186	34.914	204.1
13	1'52.741	32.447	22.910	22.790	34.594	201.1	8	1'54.241	32.898	23.493	23.196	34.654	204.5
14	1'56.701	33.062	23.135	25.180	35.324	203.7	9	1'53.329	32.870	22.909	23.109	34.441	204.1
15	1'57.784	32.602	23.442	23.352	38.388	204.9	10	2'03.700 P	33.808	25.194	24.494	40.204	204.1
16	1'54.521	32.757	23.387	23.258	35.119	203.0	11	11'49.472	37.955	23.601	23.330	34.682	
17	1'54.414	32.458	23.204	23.385	35.367	203.3	12	1'53.069	32.633	22.781	22.851	34.804	204.9

**18th 7 Dennis FOGGIA** Leopard Racing ITA  
Runs=1 Total laps=18 Full laps=15

1	3'39.685	35.335	27.954	26.483	39.426	
2	2'01.855	34.661	25.690	24.767	36.737	206.1
3	1'57.183	33.201	24.537	23.826	35.619	207.2
4	1'55.766	32.899	24.108	23.378	35.381	208.0
5	1'54.868	32.505	24.104	23.337	34.922	208.0
6	1'53.837	32.137	23.731	23.023	34.946	209.3
7	1'54.546	32.640	23.857	23.159	34.890	207.2
8	1'54.032	32.385	23.686	23.359	34.602	207.6
9	1'52.755	32.119	23.323	22.792	34.521	209.3
10	1'58.590 P	32.559	23.267	23.437	39.327	207.6
11	7'23.885 *	32.304	23.580	23.691	38.678*	
12	1'54.548	32.893	23.044	23.049	35.562	207.6
13	1'56.331	32.370	22.980	22.952	38.029	207.2
14	1'57.932	32.337	23.138	24.624	37.833	208.4
15	1'53.072	32.197	23.009	22.910	34.956	208.4
16	1'53.633	32.425	22.910	22.937	35.361	207.2
17	1'53.892	32.498	23.047	23.091	35.256	208.4
18	1'55.171	32.272	23.175	24.373	35.351	206.8

**19th 16 Andrea MIGNO** Rivacold Snipers Tea ITA  
Runs=1 Total laps=17 Full laps=14

1	3'41.798	36.763	27.708	26.540	40.806	
2	1'58.689	34.044	24.641	24.261	35.743	203.0
3	1'56.258	33.003	24.073	23.958	35.224	206.5
4	1'55.681	32.789	23.610	24.470	34.812	207.6
5	1'53.709	32.527	23.351	23.257	34.574	207.2
6	1'53.912	32.584	23.294	23.255	34.779	208.8
7	2'01.747 P	33.423	24.097	23.717	40.510	203.7
8	8'57.461	33.984	25.067	24.179	36.146	
9	1'57.636	32.888	23.559	25.811	35.378	205.3
10	1'54.412	32.788	23.118	23.377	35.129	204.9
11	1'53.780	32.629	23.165	23.168	34.818	206.1
12	1'55.965	32.589	22.930	23.438	37.008	206.1
13	1'53.207	32.465	22.919	23.074	34.749	205.7
14	1'55.922	32.612	22.630	23.183	37.497	206.8
15	1'53.410	32.495	22.716	23.020	35.179	205.3
16	1'52.846	32.095	22.602	23.047	35.102	206.1
17	1'53.702	32.227	22.717	23.031	35.727	206.1

**20th 66 Joel KELSO** CIP Green Power AUS  
Runs=1 Total laps=15 Full laps=12

1	3'57.882	33.856	27.064	26.002	37.883	
---	----------	--------	--------	--------	--------	--

**21st 31 Adrian FERNANDEZ** Red Bull KTM Tech3 SPA  
Runs=1 Total laps=18 Full laps=15

1	4'11.117	37.256	28.950	26.940	39.628	
2	2'04.682	35.765	26.306	25.155	37.456	201.4
3	2'00.963	34.734	25.332	24.300	36.597	202.6
4	1'57.760	33.633	24.724	23.627	35.776	203.3
5	1'57.096	33.472	24.333	23.757	35.534	201.8
6	1'55.799	33.129	24.089	23.306	35.275	203.7
7	1'55.079	33.083	23.980	23.013	35.003	202.2
8	1'54.686	32.875	23.975	22.924	34.912	203.3
9	1'54.500	32.862	23.753	22.927	34.958	203.3
10	2'00.912 P	33.520	24.522	23.456	39.414	202.6
11	5'37.996	31.501	23.698	22.804	34.701	
12	1'53.562	32.642	23.448	22.880	34.592	204.9
13	1'53.253	32.421	23.276	22.945	34.611	203.7
14	1'56.760	32.304	23.284	23.584	37.588	203.3
15	1'53.629	32.587	23.251	22.926	34.865	202.6
16	1'53.623	32.554	23.317	22.871	34.881	203.0
17	1'54.024	32.450	23.426	22.976	35.172	203.3
18	1'53.633	32.288	23.259	22.893	35.193	202.2

**22nd 54 Riccardo ROSSI** SIC58 Squadra Corse ITA  
Runs=1 Total laps=16 Full laps=13

1	4'50.832	36.265	29.720	33.125	40.799	
2	2'04.732	35.649	25.985	25.637	37.461	200.0
3	1'59.994	34.177	25.184	24.676	35.957	204.1
4	1'56.438	33.181	24.231	23.765	35.261	204.5
5	1'58.070	32.938	24.780	25.221	35.131	204.5
6	1'53.572	32.503	23.342	23.236	34.491	205.3
7	2'04.467 P	33.526	24.789	25.350	40.802	206.5
8	7'38.368	32.733	24.607	24.003	37.603	
9	2'18.653	33.431	23.372	45.551	36.299	203.3
10	1'54.943	32.821	23.343	23.706	35.073	203.7
11	1'54.432	32.761	23.356	23.381	34.934	204.5
12	1'53.303	32.390	22.887	23.169	34.857	204.5
13	1'54.101	32.612	23.208	23.057	35.224	206.8
14	1'54.173	32.526	23.242	23.041	35.364	206.5
15	2'07.998	36.861	28.819	26.550	35.768	205.3
16	1'58.849	32.560	22.924	23.156	40.209	206.1

**Fastest Lap:** Alberto SURRA Rivacold Snipers Tea ITA **1'51.050** 32.082 22.374 22.420 34.174

These data/results cannot be reproduced, stored and/or transmitted in whole or in part by any manner of electronic, mechanical, photocopying, recording, broadcasting or otherwise now known or herein after developed without the previous express consent by the copyright owner, except for reproduction in daily press and regular printed publications on sale to the public within 60 days of the event related to those data/results and always provided that copyright symbol appears together as follows below.  
© DORNA, 2022

# Free Practice Nr. 1

# Moto3

Lap	Lap Time	T1	T2	T3	T4	Speed	Lap	Lap Time	T1	T2	T3	T4	Speed							
<b>23rd 70 Joshua WHATLEY</b> VisionTrack Racing T GBR							<b>26th 64 Mario AJI</b> Honda Team Asia INA													
Runs=1 Total laps=16 Full laps=11							Runs=1 Total laps=17 Full laps=14													
1	3'27.842	34.816	27.465	26.694	39.359		1	2'51.703	32.804	26.153	24.977	37.867								
2	<b>2'04.362</b>	35.994	26.424	25.712	36.232	199.6	2	<b>2'00.476</b>	34.600	24.652	24.548	36.676	198.8							
3	<b>1'58.765</b>	34.245	24.541	24.254	35.725	198.5	3	<b>1'58.040</b>	34.141	24.066	23.651	36.182	200.3							
4	<b>1'56.763</b>	33.727	24.210	23.673	35.153	195.6	4	<b>1'56.895</b>	33.406	24.011	23.848	35.630	200.0							
5	<b>1'56.203</b>	33.293	23.851	23.752	35.307	199.2	5	<b>1'56.285</b>	33.266	23.940	23.779	35.300	199.6							
6	<b>1'55.683</b>	33.263	23.729	23.442	35.249	198.8	6	<b>1'55.393</b>	33.197	23.798	23.251	35.147	200.0							
7	<b>1'54.531</b>	32.860	23.358	23.515	34.798	200.7	7	<b>1'54.642</b>	32.947	23.636	23.298	34.761	200.3							
8	1'54.289 *	32.70*	23.633*	23.370	34.580	200.7	8	<b>1'54.255</b>	32.720	23.481	23.302	<b>34.752</b>	200.7							
9	<b>1'59.588</b>	32.585	23.778	28.087	35.138	200.0	9	<b>1'54.640</b>	32.983	23.524	23.243	34.890	199.6							
10	<b>1'53.428</b>	<b>32.495</b>	23.466	<b>23.134</b>	<b>34.333</b>	200.0	10	2'02.922 P	33.276	24.411	24.024	41.211	200.0							
11	2'01.964 P	33.370	23.685	24.005	40.904	198.8	11	8'37.805	30.623	23.879	24.207	35.090								
12	9'33.711	33.682	24.654	24.483	39.347		12	<b>1'54.923</b>	32.861	23.356	23.088	35.618	200.7							
13	<b>1'55.619</b>	32.801	<b>23.160</b>	24.083	35.575	<b>201.8</b>	13	<b>1'54.557</b>	33.493	<b>23.251</b>	<b>22.991</b>	34.822	200.3							
14	<b>1'54.803</b>	32.719	23.558	23.442	35.084	201.1	14	<b>1'57.010</b>	<b>32.715</b>	23.256	24.772	36.267	<b>201.8</b>							
15	<b>1'54.409</b>	32.648	23.504	23.154	35.103	198.5	15	<b>1'56.191</b>	33.046	24.834	23.201	35.110	201.1							
16	1'54.461 *	32.65*	23.331*	23.221	35.253	200.7	16	<b>1'54.460</b>	32.944	23.298	23.201	35.017	201.8							
<b>24th 87 Gerard RIU MALE</b> BOE SKX SPA							<b>27th 22 Ana CARRASCO</b> BOE SKX SPA													
Runs=1 Total laps=18 Full laps=14							Runs=1 Total laps=17 Full laps=13													
1	3'12.438 P						1	3'26.125 P												
2	<b>2'03.516</b>						2	<b>2'08.868</b>												
3	<b>2'00.274</b>						3	<b>2'04.949</b>												
4	<b>1'57.841</b>						4	<b>1'59.895</b>												
5	<b>1'57.417</b>						5	<b>1'58.421</b>												
6	2'08.123 P						6	2'08.055 P												
7	7'23.787	34.982	24.866	24.056	36.151		7	7'56.046	33.053	26.954	24.642	36.428								
8	<b>1'55.757</b>	33.357	23.892	23.313	35.195	201.1	8	<b>1'57.585</b>	33.828	25.102	23.488	35.167	200.0							
9	<b>1'54.755</b>	32.912	23.946	23.081	34.816	201.1	9	<b>1'55.319</b>	33.060	24.129	23.174	34.956	200.3							
10	<b>1'57.930</b>	32.689	23.669	23.097	38.475	201.8	10	<b>1'55.013</b>	33.136	23.904	23.284	<b>34.689</b>	201.8							
11	<b>1'54.405</b>	32.739	23.386	23.168	35.112	202.6	11	<b>1'55.531</b>	33.470	23.950	23.105	35.006	201.8							
12	<b>1'53.431</b>	<b>32.489</b>	23.350	23.015	<b>34.577</b>	202.2	12	<b>1'54.248</b>	<b>32.619</b>	23.804	22.854	34.971	<b>203.3</b>							
13	<b>1'57.423</b>	35.495	23.368	<b>22.967</b>	35.593	203.0	13	<b>1'55.107</b>	32.814	24.267	22.994	35.032	203.0							
14	<b>1'53.460</b>	32.549	23.313	23.012	34.586	203.7	14	<b>1'54.429</b>	32.712	23.622	<b>22.777</b>	35.318	203.0							
15	<b>1'56.450</b>	32.502	<b>23.266</b>	24.600	36.082	202.6	15	<b>1'56.481</b>	32.940	23.925	23.593	36.023	202.6							
16	<b>1'55.038</b>	33.153	23.291	23.243	35.351	201.4	16	<b>1'55.998</b>	32.892	<b>23.578</b>	23.172	36.356	202.2							
17	<b>1'55.003</b>	32.802	23.658	23.152	35.391	202.2	17	<b>1'56.572</b>	33.029	23.873	23.250	36.420	201.8							
18	<b>1'55.488</b>	32.799	23.498	23.352	35.839	<b>204.1</b>	<b>28th 27 Kaito TOBA</b> CIP Green Power JPN													
Runs=2 Total laps=15 Full laps=11							Runs=1 Total laps=14 Full laps=11													
1	4'25.164	34.320	27.973	27.736	39.128		1	5'15.851	38.820	28.988	27.158	40.106								
2	<b>2'04.224</b>	35.227	25.754	25.597	37.646	200.3	2	<b>2'02.143</b>	35.491	25.507	24.867	36.278	200.0							
3	<b>2'01.258</b>	34.851	25.037	24.854	36.516	201.4	3	<b>1'56.994</b>	33.452	24.295	23.667	35.580	202.2							
4	<b>1'59.462</b>	34.246	24.911	24.258	36.047	202.6	4	<b>1'56.623</b>	33.132	24.017	23.883	35.591	204.1							
5	<b>1'58.368</b>	33.759	24.622	24.343	35.644	203.3	5	<b>2'00.563</b>	32.723	23.859	24.516	39.465	<b>206.1</b>							
6	<b>1'57.589</b>	33.871	24.437	23.860	35.421	203.3	6	<b>1'55.539</b>	<b>32.691</b>	23.692	23.694	35.462	204.1							
7	<b>1'56.474</b>	33.565	24.062	23.640	35.207	204.5	7	<b>1'55.937</b>	32.858	23.911	23.721	<b>35.447</b>	203.7							
8	<b>1'55.250</b>	33.140	23.559	23.452	35.099	203.7	8	<b>1'56.718</b>	33.057	23.968	23.893	35.800	202.6							
9	<b>1'54.685</b>	32.874	23.417	23.292	35.102	203.7	9	2'05.226 P	33.240	24.217	24.487	43.282	202.6							
10	1'59.646 P	32.925	23.422	23.280	40.019	204.1	10	11'18.639	35.515	24.747	23.752	36.026								
11	6'21.514	29.203	23.400	23.587	34.783		11	<b>1'55.610</b>	33.172	<b>23.229</b>	<b>23.463</b>	35.746	203.3							
12	<b>1'53.714</b>	32.979	<b>22.859</b>	23.103	<b>34.773</b>	204.1	12	<b>1'56.979</b>	33.208	24.025	23.576	36.170	204.5							
13	<b>1'53.873</b>	<b>32.793</b>	23.205	<b>23.045</b>	34.830	<b>204.9</b>	<b>Fastest Lap:</b> Alberto SURRA Rivacold Snipers Tea ITA <b>1'51.050</b> 32.082 22.374 22.420 34.174													
14	<b>1'54.555</b>	33.039	22.949	23.052	35.515	202.2														

These data/results cannot be reproduced, stored and/or transmitted in whole or in part by any manner of electronic, mechanical, photocopying, recording, broadcasting or otherwise now known or herein after developed without the previous express consent by the copyright owner, except for reproduction in daily press and regular printed publications on sale to the public within 60 days of the event related to those data/results and always provided that copyright symbol appears together as follows below.  
© DORNA, 2022



# Free Practice Nr. 1

Moto3

Lap	Lap Time	T1	T2	T3	T4	Speed	Lap	Lap Time	T1	T2	T3	T4	Speed
13	<b>1'57.589</b>	33.308	23.947	23.997	36.337	203.7							
14	<b>1'57.425</b>	33.417	23.925	23.973	36.110	203.0							

<b>Fastest Lap:</b>	Alberto SURRA	Rivacold Snipers Tea	ITA	<b>1'51.050</b>	32.082	22.374	22.420	34.174
---------------------	---------------	----------------------	-----	-----------------	--------	--------	--------	--------

These data/results cannot be reproduced, stored and/or transmitted in whole or in part by any manner of electronic, mechanical, photocopying, recording, broadcasting or otherwise now known or herein after developed without the previous express consent by the copyright owner, except for reproduction in daily press and regular printed publications on sale to the public within 60 days of the event related to those data/results and always provided that copyright symbol appears together as follows below.  
© DORNA, 2022

Official MotoGP Timing by **TISSOT**  
www.motogp.com

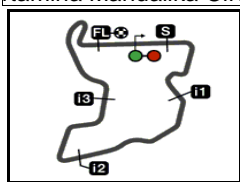
**Lombok, Friday, March 18, 2022**

Page 6 of 6

*motogp*







4301 m.

# PERTAMINA GRAND PRIX OF INDONESIA

## Free Practice Nr. 1

### Best Partial Times

# Moto3™


*IT* Ideal Lap Time, sum of the best partial times

*BT* Best Lap Time

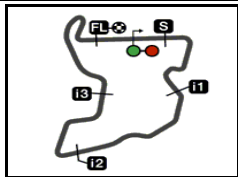
T1		T2		T3		T4						
Pos	Rider	Time	Rider	Time	Rider	Time	Rider	Time	Pos	Rider	IT	BT
1	D.ÖNCÜ	31.771	A.SURRA	22.374	C.TATAY	22.366	D.HOLGADO	33.691	1	D.ÖNCÜ	1'50.395	1'51.097 (2)
2	D.HOLGADO	31.777	D.ÖNCÜ	22.488	D.ÖNCÜ	22.418	I.GUEVARA	33.700	2	D.HOLGADO	1'50.655	1'51.119 (4)
3	E.BARTOLINI	31.867	S.GARCIA	22.597	A.SURRA	22.420	D.ÖNCÜ	33.718	3	C.TATAY	1'50.845	1'51.504 (5)
4	J.MASIA	31.887	A.MIGNO	22.602	D.HOLGADO	22.490	M.BERTELLE	33.894	4	A.SURRA	1'50.890	1'51.050 (1)
5	C.TATAY	31.900	X.ARTIGAS	22.626	J.MASIA	22.538	S.NEPA	33.909	5	E.BARTOLINI	1'51.046	1'51.598 (7)
6	S.NEPA	31.940	C.TATAY	22.635	I.GUEVARA	22.570	E.BARTOLINI	33.919	6	I.GUEVARA	1'51.112	1'51.112 (3)
7	I.GUEVARA	31.950	E.BARTOLINI	22.649	E.BARTOLINI	22.611	C.TATAY	33.944	7	J.MASIA	1'51.414	1'51.522 (6)
8	S.OGDEN	31.961	S.OGDEN	22.651	I.ORTOLÁ	22.615	J.MASIA	33.985	8	M.BERTELLE	1'51.650	1'51.835 (8)
9	D.MOREIRA	32.010	D.HOLGADO	22.697	S.NEPA	22.629	A.SURRA	34.014	9	S.NEPA	1'51.687	1'51.914 (10)
10	I.ORTOLÁ	32.018	J.KELSO	22.781	L.FELLON	22.644	X.ARTIGAS	34.217	10	S.OGDEN	1'51.780	1'52.282 (11)
11	M.BERTELLE	32.055	D.MOREIRA	22.795	S.GARCIA	22.666	L.FELLON	34.241	11	X.ARTIGAS	1'51.812	1'51.902 (9)
12	A.SURRA	32.082	I.ORTOLÁ	22.851	S.OGDEN	22.676	J.WHATLEY	34.333	12	I.ORTOLÁ	1'51.863	1'52.314 (13)
13	T.SUZUKI	32.092	T.SUZUKI	22.857	X.ARTIGAS	22.688	I.ORTOLÁ	34.379	13	S.GARCIA	1'51.888	1'52.313 (12)
14	A.MIGNO	32.095	A.SASAKI	22.859	T.SUZUKI	22.763	D.MOREIRA	34.441	14	D.MOREIRA	1'52.103	1'52.375 (14)
15	D.FOGGIA	32.119	R.ROSSI	22.887	A.CARRASCO	22.777	J.KELSO	34.441	15	T.SUZUKI	1'52.173	1'52.670 (16)
16	L.FELLON	32.151	I.GUEVARA	22.892	R.YAMANAKA	22.790	S.GARCIA	34.448	16	L.FELLON	1'52.200	1'52.514 (15)
17	S.GARCIA	32.177	R.YAMANAKA	22.910	M.BERTELLE	22.791	T.SUZUKI	34.461	17	A.MIGNO	1'52.291	1'52.846 (19)
18	X.ARTIGAS	32.281	D.FOGGIA	22.910	D.FOGGIA	22.792	R.YAMANAKA	34.462	18	D.FOGGIA	1'52.342	1'52.755 (18)
19	A.FERNANDEZ	32.288	M.BERTELLE	22.910	A.FERNANDEZ	22.804	R.ROSSI	34.491	19	R.YAMANAKA	1'52.551	1'52.741 (17)
20	R.YAMANAKA	32.389	J.MASIA	23.004	J.KELSO	22.851	S.OGDEN	34.492	20	J.KELSO	1'52.613	1'53.069 (20)
21	R.ROSSI	32.390	J.WHATLEY	23.160	D.MOREIRA	22.857	D.FOGGIA	34.521	21	R.ROSSI	1'52.809	1'53.303 (22)
22	G.RIU MALE	32.489	L.FELLON	23.164	G.RIU MALE	22.967	A.MIGNO	34.574	22	A.FERNANDEZ	1'52.935	1'53.253 (21)
23	J.WHATLEY	32.495	S.NEPA	23.209	M.AJI	22.991	G.RIU MALE	34.577	23	J.WHATLEY	1'53.122	1'53.428 (23)
24	J.KELSO	32.540	K.TOBA	23.229	A.MIGNO	23.020	A.FERNANDEZ	34.592	24	G.RIU MALE	1'53.299	1'53.431 (24)

These data/results cannot be reproduced, stored and/or transmitted in whole or in part by any manner of electronic, mechanical, photocopying, recording, broadcasting or otherwise now known or herein after developed without the previous express consent by the copyright owner, except for reproduction in daily press and regular printed publications on sale to the public within 60 days of the event related to those data/results and always provided that copyright symbol appears together as follows below.  
© DORNA, 2022

Pertamina Mandalika Circuit

Results and timing service provided by  **TISSOT**

**Moto3™**



4301 m.

**PERTAMINA GRAND PRIX OF INDONESIA**

**Free Practice Nr. 1**


**Best Partial Times**

*IT* Ideal Lap Time, sum of the best partial times

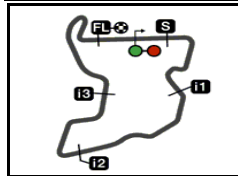
*BT* Best Lap Time

<b>T1</b>		<b>T2</b>		<b>T3</b>		<b>T4</b>				<i>IT</i>	<i>BT</i>	
<i>Pos</i>	<i>Rider</i>	<i>Time</i>	<i>Rider</i>	<i>Time</i>	<i>Rider</i>	<i>Time</i>	<i>Rider</i>	<i>Time</i>	<i>Pos</i>	<i>Rider</i>		
25	A.CARRASCO	32.619	A.FERNANDEZ	23.251	R.ROSSI	23.041	A.CARRASCO	34.689	25	A.SASAKI	1'53.470	1'53.714 (25)
26	K.TOBA	32.691	M.AJI	23.251	A.SASAKI	23.045	M.AJI	34.752	26	A.CARRASCO	1'53.663	1'54.248 (27)
27	M.AJI	32.715	G.RIU MALE	23.266	J.WHATLEY	23.134	A.SASAKI	34.773	27	M.AJI	1'53.709	1'54.223 (26)
28	A.SASAKI	32.793	A.CARRASCO	23.578	K.TOBA	23.463	K.TOBA	35.447	28	K.TOBA	1'54.830	1'55.539 (28)

These data/results cannot be reproduced, stored and/or transmitted in whole or in part by any manner of electronic, mechanical, photocopying, recording, broadcasting or otherwise now known or herein after developed without the previous express consent by the copyright owner, except for reproduction in daily press and regular printed publications on sale to the public within 60 days of the event related to those data/results and always provided that copyright symbol appears together as follows below.  
© DORNA, 2022

Official MotoGP Timing by  **TISSOT**  
www.motogp.com





4301 m.

## PERTAMINA GRAND PRIX OF INDONESIA

### Free Practice Nr. 1

### Fastest Laps Sequence

<i>Practice Time</i>	 <i>Rider</i>	<i>Nation</i>	<i>Motorcycle</i>	<i>Time</i>	<i>Km/h</i>	<i>Rider's Lap</i>
4'52.179	64 Mario AJI	INA	HONDA	2'00.476	128.5	2
5'08.452	10 Diogo MOREIRA	BRA	KTM	1'59.361	129.7	2
5'09.888	6 Ryusei YAMANAKA	JPN	KTM	1'59.276	129.8	2
5'22.184	23 Elia BARTOLINI	ITA	KTM	1'58.604	130.5	2
5'45.239	96 Daniel HOLGADO	SPA	KTM	1'58.536	130.6	2
5'50.401	5 Jaume MASIA	SPA	KTM	1'57.337	131.9	2
7'04.598	10 Diogo MOREIRA	BRA	KTM	1'56.146	133.3	3
7'05.723	6 Ryusei YAMANAKA	JPN	KTM	1'55.835	133.6	3
7'17.659	67 Alberto SURRA	ITA	HONDA	1'54.897	134.7	3
7'43.879	5 Jaume MASIA	SPA	KTM	1'53.478	136.4	3
9'36.704	5 Jaume MASIA	SPA	KTM	1'52.825	137.2	4
10'53.203	20 Lorenzo FELLON	FRA	HONDA	1'52.614	137.4	4
11'26.232	96 Daniel HOLGADO	SPA	KTM	1'52.162	138.0	5
12'56.950	67 Alberto SURRA	ITA	HONDA	1'52.146	138.0	6
12'57.026	23 Elia BARTOLINI	ITA	KTM	1'51.598	138.7	6
13'17.545	96 Daniel HOLGADO	SPA	KTM	1'51.313	139.0	6
19'02.234	28 Izan GUEVARA	SPA	GASGAS	1'51.112	139.3	9
30'24.990	53 Deniz ÖNCÜ	TUR	KTM	1'51.097	139.3	12
33'03.607	67 Alberto SURRA	ITA	HONDA	1'51.050	139.4	12

These data/results cannot be reproduced, stored and/or transmitted in whole or in part by any manner of electronic, mechanical, photocopying, recording, broadcasting or otherwise now known or herein after developed without the previous express consent by the copyright owner, except for reproduction in daily press and regular printed publications on sale to the public within 60 days of the event related to those data/results and always provided that copyright symbol appears together as follows below.

© DORNA, 2022

Official MotoGP Timing by TISSOT  
www.motogp.com

Lombok, Friday, March 18, 2022

