

Motul Dutch Round, 22-24 April 2022

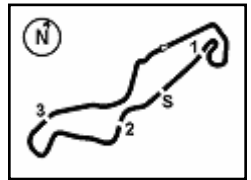
Entry List

No.	Rider	Team	Sidecar	Class
1	1 SCHLOSSER Markus (SUI) FRIES Marcel (SUI)	Gustoil Sidecar Racing Team	Yamaha	
2	6 ELLIS Todd (GBR) CLEMENT Emmanuelle (FRA)	Santander Salt Sidecar Team	Yamaha	
3	7 GALLERNE Philippe (FRA) BOUCHARD Jean-Philippe (FRA)	Team Gallerne	Kawasaki	
4	9 VINET Claude (FRA) ARIFON Sebastien (FRA)	Team Vinet LKS Racing	Yamaha	
5	21 STREUER Bennie (NED) KOLSCH Kevin (GER)	Team Bonovo Action	Yamaha	
6	29 KERSHAW Stephen (GBR) CHARLWOOD Ryan (GBR)	Quattro Group	Yamaha	
7	33 LEGLISE Paul (FRA) FARNIER Melanie (FRA)	521 Competition	Yamaha	
8	39 PIERARD Cedric (BEL) PIERARD Arnaud (BEL)	Team Pierarard	Yamaha	
9	41 WYSSEN Lukas (SUI) HOFER Thomas (SUI)	Gustoil Sidecar Racing Team	Yamaha	
10	45 PAYNE Harry (GBR) WILKES Mark (GBR)	DAO 1886	Yamaha	
11	55 REMSE Janez (SLO) WECHSELBERGER Manfred (AUT)	Remse Racing	Yamaha	
12	74 PEUGEOT Ted (FRA) PEUGEOT Vincent (FRA)	FHC Competition	Yamaha	
13	77 REEVES Tim (GBR) ROUSSEAU Kevin (FRA)	Team Bonovo Action	Yamaha	
14	111 CABLE Kevin (GBR) RICHARDSON Charlie (GBR)	LW RACING	Yamaha	

22/04/2022

These data/results cannot be reproduced, stored and/or transmitted in whole or in part by any manner of electronic, mechanical, photocopying, recording, broadcasting or otherwise now known or herein after developed without the previous express consent by the copyright owner, except for reproduction in daily press and regular printed publications on sale to the public within 60 days of the event related to those data/results and always provided that copyright symbol appears together as follows below.

© DORNA WSBK ORGANIZATION Srl 2022



Motul Dutch Round, 22-24 April 2022

Results Free Practice

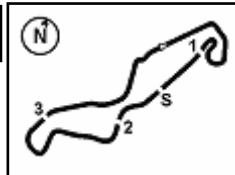
No.	Rider	Nat	Team	Sidecar	Time	Gap	Rel.	Laps
1	6 ELLIS Todd (GBR) CLEMENT Emmanuelle (FRA)	GBR	Santander Salt Sidecar Team	Yamaha	1'43.851			12
2	77 REEVES Tim (GBR) ROUSSEAU Kevin (FRA)	GBR	Team Bonovo Action	Yamaha	1'44.115	0.264	0.264	12
3	1 SCHLOSSER Markus (SUI) FRIES Marcel (SUI)	SUI	Gustoil Sidecar Racing Team	Yamaha	1'44.331	0.480	0.216	16
4	21 STREUER Bennie (NED) KOLSCH Kevin (GER)	NED	Team Bonovo Action	Yamaha	1'44.953	1.102	0.622	14
5	45 PAYNE Harry (GBR) WILKES Mark (GBR)	GBR	DAO 1886	Yamaha	1'45.070	1.219	0.117	10
6	29 KERSHAW Stephen (GBR) CHARLWOOD Ryan (GBR)	GBR	Quattro Group	Yamaha	1'45.325	1.474	0.255	10
7	74 PEUGEOT Ted (FRA) PEUGEOT Vincent (FRA)	FRA	FHC Competition	Yamaha	1'46.536	2.685	1.211	11
8	41 WYSSEN Lukas (SUI) HOFER Thomas (SUI)	SUI	Gustoil Sidecar Racing Team	Yamaha	1'47.059	3.208	0.523	14
9	33 LEGLISE Paul (FRA) FARNIER Melanie (FRA)	FRA	521 Competition	Yamaha	1'48.495	4.644	1.436	7
10	39 PIERARD Cedric (BEL) PIERARD Arnaud (BEL)	BEL	Team Pierarard	Yamaha	1'50.805	6.954	2.310	10
11	111 CABLE Kevin (GBR) RICHARDSON Charlie (GBR)	GBR	LW RACING	Yamaha	1'52.521	8.670	1.716	10
12	55 REMSE Janez (SLO) WECHSELBERGER Manfred (AUT)	SLO	Remse Racing	Yamaha	1'52.608	8.757	0.087	5
13	9 VINET Claude (FRA) ARIFON Sebastien (FRA)	FRA	Team Vinet LKS Racing	Yamaha	1'54.468	10.617	1.860	14
14	7 GALLERNE Philippe (FRA) BOUCHARD Jean-Philippe (FRA)	FRA	Team Gallerne	Kawasaki	1'57.433	13.582	2.965	7

Qualifying Lap Time (115% of 1'43.851): 1'59.430

Humidity:	50%	AIR	15°C
Condition:	Dry	Temp:	26°C

22/04/2022 Start 12:25 End 12:57

The results are provisional until the end of the time limit for protests and appeals and the completion of the technical checks.



Motul Dutch Round, 22-24 April 2022
Best Sector & Sectors Free Practice

BEST LAP			
1	6	T. ELLIS	Yamaha 1'43.851
2	77	T. REEVES	Yamaha 1'44.115
3	1	M. SCHLOSSER	Yamaha 1'44.331
4	21	B. STREUER	Yamaha 1'44.953
5	45	H. PAYNE	Yamaha 1'45.070
6	29	S. KERSHAW	Yamaha 1'45.325
7	74	T. PEUGEOT	Yamaha 1'46.536
8	41	L. WYSSEN	Yamaha 1'47.059
9	33	P. LEGLISE	Yamaha 1'48.495
10	39	C. PIERARD	Yamaha 1'50.805
11	111	K. CABLE	Yamaha 1'52.521
12	55	J. REMSE	Yamaha 1'52.608
13	9	C. VINET	Yamaha 1'54.468
14	7	P. GALLERNE	Kawasaki 1'57.433

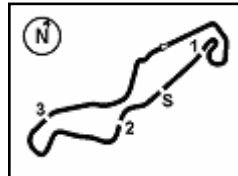
SPEED			
1	1	M. SCHLOSSER	Yamaha 220,4
2	21	B. STREUER	Yamaha 215,1
3	77	T. REEVES	Yamaha 215,1
4	6	T. ELLIS	Yamaha 214,7
5	41	L. WYSSEN	Yamaha 213,9
6	29	S. KERSHAW	Yamaha 212,6
7	111	K. CABLE	Yamaha 211,8
8	74	T. PEUGEOT	Yamaha 211,4
9	55	J. REMSE	Yamaha 210,9
10	33	P. LEGLISE	Yamaha 210,5
11	9	C. VINET	Yamaha 209,7
12	39	C. PIERARD	Yamaha 203,8
13	7	P. GALLERNE	Kawasaki 196,4

SEG. 1		SEG. 2		SEG. 3		SEG. 4					
1	77 T. REEVES	33.462	1	1 M. SCHLOSSER	16.421	1	6 T. ELLIS	28.961	1	6 T. ELLIS	24.556
2	1 M. SCHLOSSER	33.542	2	77 T. REEVES	16.436	2	1 M. SCHLOSSER	29.306	2	77 T. REEVES	24.662
3	6 T. ELLIS	33.635	3	21 B. STREUER	16.463	3	77 T. REEVES	29.454	3	1 M. SCHLOSSER	24.769
4	21 B. STREUER	33.665	4	6 T. ELLIS	16.576	4	21 B. STREUER	29.485	4	29 S. KERSHAW	24.923
5	29 S. KERSHAW	34.312	5	29 S. KERSHAW	16.603	5	29 S. KERSHAW	29.487	5	21 B. STREUER	25.110
6	74 T. PEUGEOT	34.469	6	74 T. PEUGEOT	16.728	6	41 L. WYSSEN	29.874	6	41 L. WYSSEN	25.260
7	41 L. WYSSEN	34.518	7	41 L. WYSSEN	16.878	7	74 T. PEUGEOT	30.060	7	74 T. PEUGEOT	25.279
8	33 P. LEGLISE	35.045	8	33 P. LEGLISE	17.143	8	33 P. LEGLISE	30.429	8	33 P. LEGLISE	25.621
9	39 C. PIERARD	35.266	9	39 C. PIERARD	17.584	9	39 C. PIERARD	31.036	9	39 C. PIERARD	26.406
10	111 K. CABLE	35.998	10	55 J. REMSE	17.879	10	111 K. CABLE	31.136	10	55 J. REMSE	27.009
11	55 J. REMSE	36.218	11	111 K. CABLE	17.879	11	55 J. REMSE	31.226	11	111 K. CABLE	27.325
12	9 C. VINET	36.336	12	9 C. VINET	18.429	12	9 C. VINET	31.721	12	9 C. VINET	27.704
13	7 P. GALLERNE	37.664	13	7 P. GALLERNE	18.779	13	7 P. GALLERNE	32.514	13	7 P. GALLERNE	28.476

22/04/2022

These data/results cannot be reproduced, stored and/or transmitted in whole or in part by any manner of electronic, mechanical, photocopying, recording, broadcasting or otherwise now known or herein after developed without the previous express consent by the copyright owner, except for reproduction in daily press and regular printed publications on sale to the public within 60 days of the event related to those data/results and always provided that copyright symbol appears together as follows below.

© DORNA WSBK ORGANIZATION Srl 2022

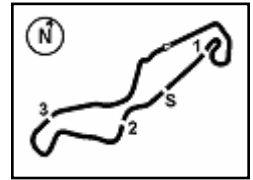


TT Circuit Assen 4.542 m

Motul Dutch Round, 22-24 April 2022

Ideal Times Free Practice

No.	Rider	Nat	Sidecar	Seg. 1	Seg. 2	Seg. 3	Seg. 4	Ideal Time			
				Diff. 1	Diff. 2	Diff. 3	Diff. 4	Best Lap	Pos.	Diff.	
1	6 T. ELLIS	GBR	Yamaha	33.635	16.576 +0.040	28.961 +0.083	24.556	1'43.728	1	0.123	
2	77 T. REEVES	GBR	Yamaha	33.462	16.436 +0.091	29.454 +0.010	24.662	1'44.014	2	0.101	
3	1 M. SCHLOSSER	SUI	Yamaha	33.542	16.421 +0.080	29.306 +0.213	24.769	1'44.038	3	0.293	
4	21 B. STREUER	NED	Yamaha	33.665	16.463 +0.052	29.485	25.110 +0.178	1'44.723	4	0.230	
5	29 S. KERSHAW	GBR	Yamaha	34.312	16.603	29.487	24.923	1'45.325	6		
6	41 L. WYSSEN	SUI	Yamaha	34.518 +0.035	16.878 +0.204	29.874 +0.060	25.260 +0.230	1'46.530	8	0.529	
7	74 T. PEUGEOT	FRA	Yamaha	34.469	16.728	30.060	25.279	1'46.536	7		
8	33 P. LEGLISE	FRA	Yamaha	35.045	17.143 +0.181	30.429 +0.076	25.621	1'48.238	9	0.257	
9	39 C. PIERARD	BEL	Yamaha	35.266 +0.284	17.584 +0.154	31.036 +0.075	26.406	1'50.292	10	0.513	
10	55 J. REMSE	SLO	Yamaha	36.218	17.879 +0.098	31.226	27.009 +0.178	1'52.332	12	0.276	
11	111 K. CABLE	GBR	Yamaha	35.998 +0.008	17.879 +0.172	31.136 +0.003	27.325	1'52.338	11	0.183	
12	9 C. VINET	FRA	Yamaha	36.336	18.429 +0.092	31.721	27.704 +0.186	1'54.190	13	0.278	
13	7 P. GALLERNE	FRA	Kawasaki	37.664	18.779	32.514	28.476	1'57.433	14		
	45 H. PAYNE	GBR	Yamaha	One or more sectors missing					1'45.070		
Overall Ideal Time				33.462	16.421	28.961	24.556	1'43.400			



Motul Dutch Round, 22-24 April 2022
Chronological Analysis Free Practice

TT Circuit Assen 4.542 m

1 / 2

1° 6 T. ELLIS (1'43.851)							
Lap	Seg.1	Seg.2	Seg.3	Seg.4	Lap Time	km/h	Local Time
1		17.957	31.920	26.190	210,1	12:27'15.625	
2	35.224	16.975	29.800	25.417	1'47.416	214,7	12:29'03.041
3	34.395	16.889	32.336	25.433	1'49.053	208,9	12:30'52.094
4	34.321	16.725	29.145	24.712	1'44.903	210,5	12:32'36.997
5	34.063	16.593	29.224	24.803	1'44.683	213,0	12:34'21.680
6	33.899	16.612	28.961	24.674	1'44.146	209,7	12:36'05.826
7	33.635	16.616	29.044	24.556	1'43.851	210,5	12:37'49.677
8	34.429	17.505	30.046	36.644	1'58.624P	210,9	12:39'48.301
9	4'49.913	16.783	29.682	24.680	6'01.058P	211,8	12:45'49.359
10	33.678	16.576	29.300	24.600	1'44.154	211,8	12:47'33.513
11	33.651	16.615	29.668	24.609	1'44.543	211,4	12:49'18.056
12	33.646	16.623	28.983	24.816	1'44.068	210,5	12:51'02.124
13	34.653	17.076	30.121	36.708	1'58.558P	211,8	12:53'00.682

10	33.953	17.105	30.183	40.032	2'01.273P	210,5	12:43'25.465
11	1'57.960	16.794	29.803	25.187	3'09.744P	210,9	12:46'35.209
12	33.665	16.515	29.485	25.288	1'44.953	212,2	12:48'20.162
13	36.229	17.103	29.697	25.367	1'48.396	206,9	12:50'08.558
14	34.117	16.496	29.904	25.147	1'45.664	213,0	12:51'54.222
15	34.195	16.566	30.055	3'27.219	4'48.035P	214,3	12:56'42.257

2° 77 T. REEVES (1'44.115)							
Lap	Seg.1	Seg.2	Seg.3	Seg.4	Lap Time	km/h	Local Time
1		19.542	34.874	27.003	180,3	12:27'09.690	
2	34.907	17.022	30.016	25.437	1'47.382	210,5	12:28'57.072
3	34.279	16.709	29.631	25.022	1'45.641	212,2	12:30'42.713
4	34.016	16.547	29.845	24.930	1'45.338	213,0	12:32'28.051
5	34.005	16.481	29.622	24.899	1'45.007	215,1	12:34'13.058
6	34.021	16.506	29.505	24.968	1'45.000	213,9	12:35'58.058
7	33.892	16.503	29.648	24.963	1'45.006	213,9	12:37'43.064
8	33.904	16.584	31.186	33.809	1'55.483P	211,4	12:39'38.547
9	3'49.231	17.232	30.475	25.071	5'02.009P	210,1	12:44'40.556
10	33.604	16.436	29.454	24.672	1'44.166	213,9	12:46'24.722
11	33.462	16.527	29.464	24.662	1'44.115	212,6	12:48'08.837
12	33.556	16.500	29.994	26.531	1'46.581	212,2	12:49'55.418
13	33.859	16.796	32.790	35.038	1'58.483P	212,6	12:51'53.901

5° 45 H. PAYNE (1'45.070)							
Lap	Seg.1	Seg.2	Seg.3	Seg.4	Lap Time	km/h	Local Time
1							12:27'39.732
2							12:29'34.437
3						1'54.705	12:31'23.273
4						2'03.476P	12:33'26.749
5						4'44.663P	12:38'11.412
6						1'46.605	12:39'58.017
7						1'46.403	12:41'44.420
8						1'50.974	12:43'35.394
9						1'45.527	12:45'20.921
10						1'45.070	12:47'05.991
11						2'10.173P	12:49'16.164

3° 1 M. SCHLOSSER (1'44.331)							
Lap	Seg.1	Seg.2	Seg.3	Seg.4	Lap Time	km/h	Local Time
1		20.281	32.784	27.934	196,0	12:27'49.230	
2	36.302	17.718	31.063	28.388	1'53.471	214,3	12:29'42.701
3	35.169	17.472	31.563	29.056	1'53.260	216,0	12:31'35.961
4	35.477	17.129	30.422	25.764	1'48.792	214,3	12:33'24.753
5	34.655	16.865	30.131	25.525	1'47.176	216,0	12:35'11.929
6	34.248	16.613	29.798	25.493	1'46.152	216,4	12:36'58.081
7	34.307	16.794	29.958	25.320	1'46.379	215,1	12:38'44.460
8	34.075	16.917	29.820	25.516	1'46.328	220,4	12:40'30.788
9	34.467	16.494	29.702	25.186	1'45.849	218,2	12:42'16.637
10	33.972	16.421	29.436	24.996	1'44.825	216,9	12:44'01.462
11	33.785	16.422	29.306	24.890	1'44.403	217,3	12:45'45.865
12	33.837	16.491	29.350	25.169	1'44.847	216,9	12:47'30.712
13	35.010	17.628	31.248	25.301	1'49.187	215,6	12:49'19.899
14	34.946	16.611	29.777	24.983	1'46.317	216,4	12:51'06.216
15	33.902	16.468	29.430	24.943	1'44.743	217,3	12:52'50.959
16	33.590	16.680	29.663	25.237	1'45.170	216,0	12:54'36.129
17	33.542	16.501	29.519	24.769	1'44.331	215,6	12:56'20.460

6° 29 S. KERSHAW (1'45.325)							
Lap	Seg.1	Seg.2	Seg.3	Seg.4	Lap Time	km/h	Local Time
1		19.624	34.735	28.563	197,4	12:27'18.902	
2	38.546	17.914	32.470	27.644	1'56.574	208,5	12:29'15.476
3	37.548	17.511	32.719	37.184	2'04.962P	208,5	12:31'20.438
4	6'05.222	17.887	33.274	26.187	7'22.570P	208,1	12:38'43.008
5	35.137	17.024	29.885	25.307	1'47.353	210,1	12:40'30.361
6	34.736	16.822	30.015	25.254	1'46.827	210,9	12:42'17.188
7	34.312	16.603	29.487	24.923	1'45.325	212,6	12:44'02.513
8	38.647	18.457	31.591	36.232	2'04.927P	195,7	12:46'07.440
9	2'45.856	17.273	30.588	25.629	3'59.346P	209,3	12:50'06.786
10	34.502	16.756	29.919	25.340	1'46.517	210,9	12:51'53.303
11	34.523	16.849	30.010	40.029	2'01.411P	210,5	12:53'54.714

4° 21 B. STREUER (1'44.953)							
Lap	Seg.1	Seg.2	Seg.3	Seg.4	Lap Time	km/h	Local Time
1		18.395	32.134	26.743	208,5	12:27'14.395	
2	36.227	16.873	30.166	25.691	1'48.957	211,8	12:29'03.352
3	34.568	16.655	30.048	25.459	1'46.730	213,4	12:30'50.082
4	34.121	16.929	30.010	25.412	1'46.472	212,6	12:32'36.554
5	34.180	16.634	29.540	25.234	1'45.588	213,4	12:34'22.142
6	33.940	16.472	29.580	25.110	1'45.102	215,1	12:36'07.244
7	33.966	16.754	29.638	25.370	1'45.728	212,2	12:37'52.972
8	33.875	16.597	30.407	25.333	1'46.212	211,4	12:39'39.184
9	33.845	16.463	29.537	25.163	1'45.008	215,1	12:41'24.192

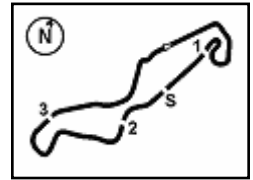
7° 74 T. PEUGEOT (1'46.536)							
Lap	Seg.1	Seg.2	Seg.3	Seg.4	Lap Time	km/h	Local Time
1		19.109	32.650	29.260	200,0	12:27'40.244	
2	38.266	18.536	32.101	27.522	1'56.425	199,3	12:29'36.669
3	36.074	17.410	30.793	25.753	1'50.030	207,3	12:31'26.699
4	35.687	17.102	30.479	25.626	1'48.894	207,7	12:33'15.593
5	34.931	16.995	30.819	25.971	1'48.716	211,4	12:35'04.309
6	35.239	16.977	30.448	25.593	1'48.257	208,5	12:36'52.566
7	34.606	17.015	30.496	25.324	1'47.441	208,5	12:38'40.007
8	37.556	18.916	31.111	42.504	2'10.087P	175,0	12:40'50.094
9	5'52.311	17.567	30.705	25.447	7'06.030P	206,9	12:47'56.124
10	34.469	16.728	30.060	25.279	1'46.536	207,7	12:49'42.660
11	37.345	18.806	32.176	27.950	1'56.277	188,2	12:51'38.937
12	36.139	20.303	34.474	41.479	2'12.395P	177,3	12:53'51.332

8° 41 L. WYSSEN (1'47.059)							
Lap	Seg.1	Seg.2	Seg.3	Seg.4	Lap Time	km/h	Local Time
1		21.166	34.991	31.419	187,2	12:27'37.209	
2		18.296	34.327	28.847	1'58.651	210,1	12:29'35.860
3	35.804	17.579	30.937	26.162	1'50.482	208,5	12:31'26.342
4	35.161	17.327	30.527	25.700	1'48.715	211,4	12:33'15.057
5	34.989	17.184	30.435	26.217	1'48.825	213,9	12:35'03.882
6	37.818	18.866	34.783	28.861	2'00.328	200,4	12:37'04.210
7	35.382	17.338	30.252	25.867	1'48.839	208,5	12:38'53.049
8	34.764	17.138	30.146	25.527	1'47.575	211,8	12:40'40.624
9	34.900	17.083	30.049	25.697	1'47.729	210,9	12:42'28.353
10	34.553	17.082	29.934	25.490	1'47.059	212,2	12:44'15.412

22/04/2022 P = Pits In/Out - C = Lap Time Cancelled

These data/results cannot be reproduced, stored and/or transmitted in whole or in part by any manner of electronic, mechanical, photocopying, recording, broadcasting or otherwise now known or herein after developed without the previous express consent by the copyright owner, except for reproduction in daily press and regular printed publications on sale to the public within 60 days of the event related to those data/results and always provided that copyright symbol appears together as follows below.

© DORNA WSBK ORGANIZATION Srl 2022



Motul Dutch Round, 22-24 April 2022
Chronological Analysis Free Practice

11	34.535	16.925	30.383	25.260	1'47.103	210,5	12:46'02.515	7	37.552	19.495	33.089	28.572	1'58.708	202,6	12:39'43.501
12	34.664	16.957	30.216	25.923	1'47.760	210,1	12:47'50.275	8	37.574	18.831	32.500	29.479	1'58.384	206,9	12:41'41.885
13	34.518	16.878	29.874	26.274	1'47.544	209,7	12:49'37.819	9	36.771	18.826	32.835	28.576	1'57.008	203,8	12:43'38.893
14	37.256	17.986	32.388	33.019	2'00.649	207,3	12:51'38.468	10	36.824	18.774	32.058	28.298	1'55.954	209,7	12:45'34.847
15	34.963	17.156	30.072	41.806	2'03.997P	210,1	12:53'42.465	11	36.447	18.665	31.818	28.120	1'55.050	203,4	12:47'29.897

9° 33 P. LEGLISE (1'48.495)							
Lap	Seg.1	Seg.2	Seg.3	Seg.4	Lap Time	km/h	Local Time
1		20.681	34.562	51.390		200,0	12:27'57.433
2	2'06.575	18.739	31.500	27.280	3'24.094P	200,7	12:31'21.527
3	36.220	17.719	31.695	26.431	1'52.065	210,5	12:33'13.592
4	35.596	17.453	30.701	26.197	1'49.947	205,7	12:35'03.539
5	35.098	17.143	30.429	25.999	1'48.669	206,5	12:36'52.208
6	35.045	17.324	30.505	25.621	1'48.495	204,5	12:38'40.703
7	38.219	19.994	31.757	44.699	2'14.669P	188,5	12:40'55.372
8	8'46.388	19.401	32.223	42.617	10'20.629P	181,8	12:51'16.001

14° 7 P. GALLERNE (1'57.433)							
Lap	Seg.1	Seg.2	Seg.3	Seg.4	Lap Time	km/h	Local Time
1		21.325	35.230	31.242		183,7	12:27'32.625
2	40.194	19.459	33.920	30.240	2'03.813	193,5	12:29'36.438
3	39.120	19.078	33.179	28.974	2'00.351	194,9	12:31'36.789
4	37.664	18.779	32.514	28.476	1'57.433	196,4	12:33'34.222
5	37.919	18.789	32.620	28.655	1'57.983	196,0	12:35'32.205
6	40.839	19.996	33.794	47.949	2'22.578P	184,3	12:37'54.783
7	5'23.049	20.040	34.864	30.582	6'48.535P	190,5	12:44'43.318
8	43.681	21.323	35.310	51.718	2'32.032P	175,0	12:47'15.350

10° 39 C. PIERARD (1'50.805)							
Lap	Seg.1	Seg.2	Seg.3	Seg.4	Lap Time	km/h	Local Time
1		21.932	34.229	53.118		158,1	12:27'56.969
2	4'24.858	28.700	35.714	30.681	5'59.953P	144,4	12:33'56.922
3	39.551	21.104	33.615	47.526	2'21.796P	160,0	12:36'18.718
4	5'53.781	20.264	33.367	29.033	7'16.445P	190,5	12:43'35.163
5	37.488	19.125	31.674	27.911	1'56.198	201,1	12:45'31.361
6	36.693	18.466	31.536	27.847	1'54.542	200,4	12:47'25.903
7	36.230	18.471	31.036	27.162	1'52.899	194,9	12:49'18.802
8	35.888	17.584	32.417	26.991	1'52.880	203,8	12:51'11.682
9	35.984	17.930	31.473	26.765	1'52.152	201,5	12:53'03.834
10	35.550	17.738	31.111	26.406	1'50.805	203,4	12:54'54.639
11	35.266	17.713	31.256	27.656	1'51.891	202,2	12:56'46.530

11° 111 K. CABLE (1'52.521)							
Lap	Seg.1	Seg.2	Seg.3	Seg.4	Lap Time	km/h	Local Time
1		21.450	36.146	31.625		189,5	12:27'32.176
2	40.074	19.706	33.740	30.037	2'03.557	202,2	12:29'35.733
3	38.864	19.094	32.837	29.212	2'00.007	206,9	12:31'35.740
4	38.106	18.489	32.555	28.471	1'57.621	209,3	12:33'33.361
5	37.680	18.625	31.896	28.419	1'56.620	210,1	12:35'29.981
6	36.793	18.180	31.645	27.828	1'54.446	209,3	12:37'24.427
7	36.481	18.132	31.472	27.418	1'53.503	209,3	12:39'17.930
8	36.224	17.879	31.136	27.383	1'52.622	211,8	12:41'10.552
9	36.258	17.899	31.214	27.353	1'52.724	209,7	12:43'03.276
10	36.006	18.051	31.139	27.325	1'52.521	211,4	12:44'55.797
11	35.998	17.990	33.035	51.603	2'18.626P	210,5	12:47'14.423

12° 55 J. REMSE (1'52.608)							
Lap	Seg.1	Seg.2	Seg.3	Seg.4	Lap Time	km/h	Local Time
1		19.283	33.120	31.291		200,7	12:27'39.486
2	38.801	18.547	31.983	28.250	1'57.581	202,6	12:29'37.067
3	37.668	19.124	32.737	28.526	1'58.055	210,5	12:31'35.122
4	36.218	17.977	31.226	27.187	1'52.608	206,9	12:33'27.730
5	36.348	17.879	31.422	27.009	1'52.658	210,9	12:35'20.388
6	36.250	17.920	31.228	51.281	2'16.679P	208,9	12:37'37.067

13° 9 C. VINET (1'54.468)							
Lap	Seg.1	Seg.2	Seg.3	Seg.4	Lap Time	km/h	Local Time
1		22.417	34.855	33.618		157,4	12:27'39.145
2	40.040	19.750	33.951	31.318	2'05.059	187,2	12:29'44.204
3	38.522	19.591	33.446	29.599	2'01.158	199,3	12:31'45.362
4	38.097	19.462	32.918	30.190	2'00.667	206,9	12:33'46.029
5	38.216	19.028	33.194	29.653	2'00.091	206,9	12:35'46.120
6	37.465	19.034	32.394	29.780	1'58.673	202,6	12:37'44.793

22/04/2022 P = Pits In/Out - C = Lap Time Cancelled

These data/results cannot be reproduced, stored and/or transmitted in whole or in part by any manner of electronic, mechanical, photocopying, recording, broadcasting or otherwise now known or herein after developed without the previous express consent by the copyright owner, except for reproduction in daily press and regular printed publications on sale to the public within 60 days of the event related to those data/results and always provided that copyright symbol appears together as follows below.

© DORNA WSBK ORGANIZATION Srl 2022