

4423 m.

**GRAN PREMIO RED BULL DE ESPAÑA**  
**Qualifying Nr. 2**  
**Classification**



	<i>Rider</i>	<i>Nation</i>	<i>Team</i>	<i>Motorcycle</i>	<i>Time</i>	<i>Lap</i>	<i>Total</i>	<i>Gap</i>	<i>Top Speed</i>
1	71 <b>Miquel PONS</b>	SPA	LCR E-Team	ENERGICA	<b>1'48.372</b>	2	2		<b>221.3</b>
2	4 <b>Hector GARZO</b>	SPA	Tech3 E-racing	ENERGICA	<b>1'48.435</b>	3	6	0.063 0.063	<b>219.9</b>
3	27 <b>Mattia CASADEI</b>	ITA	Pons Racing 40	ENERGICA	<b>1'48.609</b>	2	6	0.237 0.174	<b>221.7</b>
4	51 <b>Eric GRANADO</b>	BRA	LCR E-Team	ENERGICA	<b>1'48.693</b>	4	5	0.321 0.084	<b>216.8</b>
5	77 <b>Dominique AEGERTER</b>	SWI	Dynavolt Intact GP MotoE	ENERGICA	<b>1'48.763</b>	5	6	0.391 0.070	<b>218.1</b>
6	11 <b>Matteo FERRARI</b>	ITA	Felo Gresini MotoE	ENERGICA	<b>1'48.783</b>	2	6	0.411 0.020	<b>219.5</b>
7	40 <b>Jordi TORRES</b>	SPA	Pons Racing 40	ENERGICA	<b>1'48.926</b>	3	6	0.554 0.143	<b>219.9</b>
8	78 <b>Hikari OKUBO</b>	JPN	Avant Ajo MotoE	ENERGICA	<b>1'49.001</b>	2	6	0.629 0.075	<b>220.4</b>
9	17 <b>Alex ESCRIG</b>	SPA	Tech3 E-racing	ENERGICA	<b>1'49.413</b>	4	4	1.041 0.412	<b>217.7</b>
10	7 <b>Niccolo CANEPA</b>	ITA	WithU GRT RNF MotoE Team	ENERGICA	<b>1'49.709</b>	4	4	1.337 0.296	<b>217.3</b>

Practice condition: **Dry**

Air: **23°**

Humidity: **51%**

Ground: **42°**

Fastest Lap:

Best Race Lap:

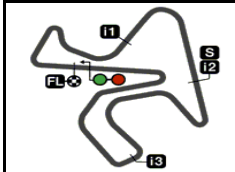
All Time Lap Record:

Lap: 2	<b>Miquel PONS</b>	<b>1'48.372</b>	146.9 Km/h
2021	<b>Eric GRANADO</b>	<b>1'47.473</b>	148.1 Km/h
2021	<b>Eric GRANADO</b>	<b>1'47.473</b>	148.1 Km/h

The results are provisional until the end of the limit for protest and appeals.

Time limit for protest expires 30' after publication of the results - ..... Time: .....

DORNA DATA PROCESSING TIMING SERVICE DORNA DATA PROCESSING TIMING SERVICE DORNA DATA PROCESSING TIMING SERVICE DORNA DATA PROCESSING TIMING SERVICE DORNA DATA PROCESSING TIMING SERVICE DORNA DATA PROCESSING TIMING SERVICE DORNA DATA PROCESSING TIMING SERVICE DORNA DATA PROCESSING TIMING SERVICE DORNA DATA PROCESSING TIMING SERVICE DORNA DATA PROCESSING TIMING SERVICE DORNA DATA PROCESSING TIMING SERVICE DORNA DATA PROCCESSS



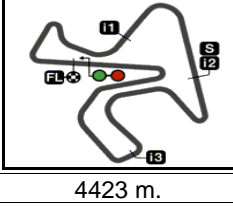
4423 m.

**GRAN PREMIO RED BULL DE ESPAÑA**  
**Qualifying Nr. 2**  
**Top Speed & Average**

**21A**



Rider	Nation	Motorcycle	Top 5 speeds					Average	Top
27 <b>Mattia CASADEI</b>	<b>ITA</b>	ENERGICA	221.7	220.4	219.9	219.5	219.0	220.1	<b>221.7</b>
71 <b>Miquel PONS</b>	<b>SPA</b>	ENERGICA	221.3	220.8	219.0			220.4	<b>221.3</b>
78 <b>Hikari OKUBO</b>	<b>JPN</b>	ENERGICA	220.4	220.4	220.4	219.5	219.5	220.0	<b>220.4</b>
4 <b>Hector GARZO</b>	<b>SPA</b>	ENERGICA	219.9	219.9	219.5	219.0	219.0	219.4	<b>219.9</b>
40 <b>Jordi TORRES</b>	<b>SPA</b>	ENERGICA	219.9	219.9	217.3	216.8	216.4	218.1	<b>219.9</b>
11 <b>Matteo FERRARI</b>	<b>ITA</b>	ENERGICA	219.5	219.0	218.6	218.6	217.3	218.6	<b>219.5</b>
77 <b>Dominique AEGERTER</b>	<b>SWI</b>	ENERGICA	218.1	218.1	217.7	217.7	217.3	217.8	<b>218.1</b>
17 <b>Alex ESCRIG</b>	<b>SPA</b>	ENERGICA	217.7	217.7	216.4	216.0		217.0	<b>217.7</b>
7 <b>Niccolo CANEPA</b>	<b>ITA</b>	ENERGICA	217.3	216.8	204.9	190.4		207.4	<b>217.3</b>
51 <b>Eric GRANADO</b>	<b>BRA</b>	ENERGICA	216.8	216.8	216.4	214.7	214.7	215.9	<b>216.8</b>



4423 m.

**GRAN PREMIO RED BULL DE ESPAÑA**  
**Qualifying Nr. 2**  
**Chronological Analysis of Performances**

**22A**

\* Lap / Sector time cancelled **T1** Time from finish line to 1st intermediate **T3** Time from 2nd intermed. to 3rd intermed.  
**P** Crossing the finish line in pit lane **T2** Time from 1st intermed. to 2nd intermed. **T4** Time from 3rd intermediate to finish line

Lap	Lap Time	T1	T2	T3	T4	Speed
1st	<b>71</b>	<b>Miquel PONS</b> LCR E-Team SPA				
5	<b>1'53.324</b>	29.237	17.698	32.671	33.718	213.4
6	<b>1'49.048</b>	26.720	16.475	32.195	33.658	219.0

1	2'02.041	31.316	16.708	33.103	34.411	219.0
2	<b>1'48.372</b>	26.584	16.339	31.925	33.524	221.3
unfinished		26.732	16.355			220.8

Lap	Lap Time	T1	T2	T3	T4	Speed
7th	<b>40</b>	<b>Jordi TORRES</b> Pons Racing 40 SPA				

1	1'59.915	32.024	16.856	32.748	33.834	213.8
2	<b>1'49.093</b>	26.818	16.488	32.303	33.484	216.4
3	<b>1'48.926</b>	26.786	16.484	32.031	33.625	219.9
4	1'57.300 *	26.695	16.362	34.269*	39.974	219.9
5	1'49.043 *	26.870	16.456	31.988	33.729*	216.8
6	1'48.828 *	26.716	16.450	32.020	33.642*	217.3

Lap	Lap Time	T1	T2	T3	T4	Speed
2nd	<b>4</b>	<b>Hector GARZO</b> Tech3 E-racing SPA				

1	2'01.592	33.379	16.654	33.362	34.234	219.9
2	<b>1'48.553</b>	26.705	16.382	31.996	33.470	219.0
3	<b>1'48.435</b>	26.721	16.370	31.919	33.425	219.9
4	2'00.054 *	26.681	16.425	33.121*	43.827	219.5
5	<b>1'49.484</b>	26.935	16.519	32.306	33.724	219.0
6	<b>1'49.631</b>	26.944	16.596	32.231	33.860	219.0

Lap	Lap Time	T1	T2	T3	T4	Speed
8th	<b>78</b>	<b>Hikari OKUBO</b> Avant Ajo MotoE JPN				

1	2'02.239	31.540	16.584	33.003	34.347	219.0
2	<b>1'49.001</b>	26.785	16.511	32.063	33.642	220.4
3	<b>1'49.225</b>	26.860	16.419	32.191	33.755	220.4
4	1'56.766 *	26.822	16.425	33.114*	40.405	219.5
5	<b>1'49.267</b>	26.989	16.436	32.263	33.579	220.4
6	<b>1'49.642</b>	26.997	16.550	32.293	33.802	219.5

Lap	Lap Time	T1	T2	T3	T4	Speed
3rd	<b>27</b>	<b>Mattia CASADEI</b> Pons Racing 40 ITA				

1	2'00.203	32.226	16.582	33.011	33.902	218.6
2	<b>1'48.609</b>	26.672	16.373	31.907	33.657	221.7
3	<b>1'48.932</b>	26.665	16.444	32.083	33.740	219.0
4	1'59.321 *	26.657	16.507	32.967*	43.190	219.5
5	<b>1'48.873</b>	26.808	16.475	32.019	33.571	219.9
6	1'48.650 *	26.771	16.400	31.934	33.545*	220.4

Lap	Lap Time	T1	T2	T3	T4	Speed
9th	<b>17</b>	<b>Alex ESCRIG</b> Tech3 E-racing SPA				

1	5'07.742	37.986	17.252	34.327	34.900	216.4
2	1'52.425 *	27.375	16.764	33.096*	35.190	216.0
3	<b>1'50.108</b>	27.100	16.637	32.475	33.896	217.7
4	<b>1'49.413</b>	27.016	16.530	32.180	33.687	217.7

Lap	Lap Time	T1	T2	T3	T4	Speed
4th	<b>51</b>	<b>Eric GRANADO</b> LCR E-Team BRA				

1	3'12.278	35.169	17.035	32.766	33.846	214.7
2	<b>1'48.778</b>	26.704	16.475	32.073	33.526	216.4
3	1'48.324 *	26.597	16.375	31.936*	33.416	216.8
4	<b>1'48.693</b>	26.728	16.476	31.983	33.506	216.8
5	<b>1'49.135</b>	26.830	16.479	32.225	33.601	214.7

Lap	Lap Time	T1	T2	T3	T4	Speed
10th	<b>7</b>	<b>Niccolo CANEPA</b> WithU GRT RNF Moto ITA				

1	4'29.092	33.023	17.537	33.413	34.294	204.9
2	1'54.718 *	27.106	17.675	35.763*	34.174	190.4
3	<b>1'49.927</b>	26.963	16.624	32.227	34.113	216.8
4	<b>1'49.709</b>	26.974	16.541	32.189	34.005	217.3

Lap	Lap Time	T1	T2	T3	T4	Speed
5th	<b>77</b>	<b>Dominique AEGER</b> Dynavolt Intact GP M SWI				

1	2'16.775	31.457	17.018	33.193	34.490	210.1
2	<b>1'49.307</b>	26.919	16.474	32.268	33.646	217.7
3	1'49.362 *	26.859	16.412	32.227*	33.864	217.7
4	<b>1'48.995</b>	26.830	16.442	32.129	33.594	217.3
5	<b>1'48.763</b>	26.842	16.396	32.063	33.462	218.1
6	<b>1'51.123</b>	26.855	16.646	32.985	34.637	218.1

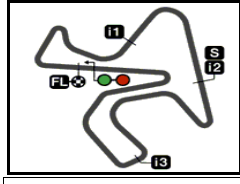
Lap	Lap Time	T1	T2	T3	T4	Speed
6th	<b>11</b>	<b>Matteo FERRARI</b> Felo Gresini MotoE ITA				

1	2'23.630	31.339	16.871	33.234	33.676	217.3
2	<b>1'48.783</b>	26.650	16.424	32.100	33.609	218.6
3	1'48.840 *	26.596	16.429	32.253*	33.562	218.6
4	<b>1'48.906</b>	26.635	16.382	32.094	33.795	219.5

<b>Fastest Lap:</b>	Miquel PONS	LCR E-Team	SPA	<b>1'48.372</b>	26.584	16.339	31.925	33.524
---------------------	-------------	------------	-----	-----------------	--------	--------	--------	--------

DORNA DATA PROCESSING TIMING SERVICE DORNA DATA PROCESSING TIMING SERVICE DORNA DATA PROCESSING TIMING SERVICE DORNA DATA PROCESSING TIMING SERVICE DORNA DATA PROCESSING TIMING SERVICE DORNA DATA PROCESSING TIMING SERVICE DORNA DATA PROCESSES





# GRAN PREMIO RED BULL DE ESPAÑA

## Official Starting Grid

Race : 8 laps = 35.384 km

<b>23</b>
-----------



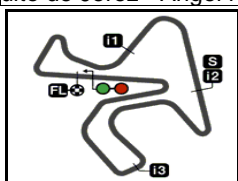
1	<b>1</b> 1'48.372 <b>71 Miquel PONS</b> Energica	<b>2</b> 1'48.435 <b>4 Hector GARZO</b> Energica	<b>3</b> 1'48.609 <b>27 Mattia CASADEI</b> Energica
2	<b>4</b> 1'48.693 <b>51 Eric GRANADO</b> Energica	<b>5</b> 1'48.763 <b>77 Dominique AEGERTER</b> Energica	<b>6</b> 1'48.783 <b>11 Matteo FERRARI</b> Energica
3	<b>7</b> 1'48.926 <b>40 Jordi TORRES</b> Energica	<b>8</b> 1'49.001 <b>78 Hikari OKUBO</b> Energica	<b>9</b> 1'49.413 <b>17 Alex ESCRIG</b> Energica
4	<b>10</b> 1'49.709 <b>7 Niccolo CANEPA</b> Energica	<b>11</b> 1'49.280 <b>3 Lukas TULOVIC</b> Energica	<b>12</b> 1'49.286 <b>21 Kevin ZANNONI</b> Energica
5	<b>13</b> 1'49.406 <b>6 Maria HERRERA</b> Energica	<b>14</b> 1'49.665 <b>34 Kevin MANFREDI</b> Energica	<b>15</b> 1'49.665 <b>70 Marc ALCOBA</b> Energica
6	<b>16</b> 1'50.112 <b>28 Yeray RUIZ</b> Energica	<b>17</b> 1'50.153 <b>72 Alessio FINELLO</b> Energica	<b>18</b> 1'50.351 <b>12 Xavi FORES</b> Energica

The results are provisional until the end of the limit for protest and appeals and until the ratification of the Event Management Committee.

Time limit for protest expires 60' at the latest after publication of the results - ..... Time: .....

DORNA DATA PROCESSING TIMING SERVICE DORNA DATA PROCESSING TIMING SERVICE DORNA DATA PROCESSING TIMING SERVICE DORNA DATA PROCESSING TIMING SERVICE DORNA DATA PROCESSING TIMING SERVICE DORNA DATA PROCESSING TIMING SERVICE DORNA DATA PROCESSING TIMING SERVICE DORNA DATA PROCCESSS





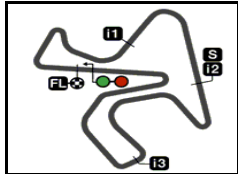
4423 m.

**GRAN PREMIO RED BULL DE ESPAÑA**  
**Qualifying Nr. 2**  
**Best Partial Times**

*IT* Ideal Lap Time, sum of the best partial times


*BT* Best Lap Time

<b>T1</b>		<b>T2</b>		<b>T3</b>		<b>T4</b>				<b>IT</b>	<b>BT</b>	
<i>Pos</i>	<i>Rider</i>	<i>Time</i>	<i>Rider</i>	<i>Time</i>	<i>Rider</i>	<i>Time</i>	<i>Rider</i>	<i>Time</i>	<i>Pos</i>	<i>Rider</i>		
1	M.PONS	26.584	M.PONS	16.339	M.CASADEI	31.907	E.GRANADO	33.416	1	<b>E.GRANADO</b>	1'48.371	1'48.693 (4)
2	<b>M.FERRARI</b>	<b>26.596</b>	<b>J.TORRES</b>	<b>16.362</b>	<b>H.GARZO</b>	<b>31.919</b>	<b>H.GARZO</b>	<b>33.425</b>	2	<b>M.PONS</b>	1'48.372	1'48.372 (1)
3	E.GRANADO	26.597	H.GARZO	16.370	M.PONS	31.925	D.AEGERTER	33.462	3	<b>H.GARZO</b>	1'48.395	1'48.435 (2)
4	<b>M.CASADEI</b>	<b>26.657</b>	<b>M.CASADEI</b>	<b>16.373</b>	<b>E.GRANADO</b>	<b>31.983</b>	<b>J.TORRES</b>	<b>33.484</b>	4	<b>M.CASADEI</b>	1'48.508	1'48.609 (3)
5	H.GARZO	26.681	E.GRANADO	16.375	J.TORRES	31.988	M.PONS	33.524	5	<b>J.TORRES</b>	1'48.529	1'48.926 (7)
6	<b>J.TORRES</b>	<b>26.695</b>	<b>M.FERRARI</b>	<b>16.382</b>	<b>D.AEGERTER</b>	<b>32.063</b>	<b>M.FERRARI</b>	<b>33.562</b>	6	<b>M.FERRARI</b>	1'48.634	1'48.783 (6)
7	H.OKUBO	26.785	D.AEGERTER	16.396	H.OKUBO	32.063	M.CASADEI	33.571	7	<b>D.AEGERTER</b>	1'48.751	1'48.763 (5)
8	<b>D.AEGERTER</b>	<b>26.830</b>	<b>H.OKUBO</b>	<b>16.419</b>	<b>M.FERRARI</b>	<b>32.094</b>	<b>H.OKUBO</b>	<b>33.579</b>	8	<b>H.OKUBO</b>	1'48.846	1'49.001 (8)
9	N.CANEPA	26.963	A.ESCRIG	16.530	A.ESCRIG	32.180	A.ESCRIG	33.687	9	<b>A.ESCRIG</b>	1'49.413	1'49.413 (9)
10	<b>A.ESCRIG</b>	<b>27.016</b>	<b>N.CANEPA</b>	<b>16.541</b>	<b>N.CANEPA</b>	<b>32.189</b>	<b>N.CANEPA</b>	<b>34.005</b>	10	<b>N.CANEPA</b>	1'49.698	1'49.709 (10)



4423 m.

**GRAN PREMIO RED BULL DE ESPAÑA**  
**Qualifying Nr. 2**  
**Fastest Laps Sequence**

<i>Practice Time</i>	 <i>Rider</i>	<i>Nation</i>	<i>Motorcycle</i>	<i>Time</i>	<i>Km/h</i>	<i>Rider's Lap</i>
<b>3'48.812</b>	27 <b>Mattia CASADEI</b>	ITA	ENERGICA	<b>1'48.609</b>	146.6	2
<b>3'50.145</b>	4 <b>Hector GARZO</b>	SPA	ENERGICA	<b>1'48.553</b>	146.6	2
<b>3'50.413</b>	71 <b>Miquel PONS</b>	SPA	ENERGICA	<b>1'48.372</b>	146.9	2