omo Internacional do A

Results and timing service provided by TISSOT

RookiesCup

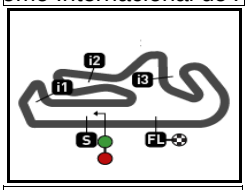

4592 m.

GRANDE PRÉMIO TISSOT DE PORTUGAL

Free Practice Nr. 1

Classification

		Rider	Nation	Team	Motorcycle	Time	Lap	Total	Gap		Top Speed
1	67	Casey O´GORMAN	IRL	Red Bull MotoGP Rookies Cup	KTM	2'10.607	8	8			209.3
2	18	Angel PIQUERAS	SPA	Red Bull MotoGP Rookies Cup	KTM	2'12.199	7	7	1.592	1.592	211.3
3	69	Marcos RUDA	SPA	Red Bull MotoGP Rookies Cup	KTM	2'12.274	7	7	1.667	0.075	208.8
4	57	Danial SHAHRIL	MAL	Red Bull MotoGP Rookies Cup	KTM	2'12.571	8	8	1.964	0.297	211.3
5	5	Tatchakorn BUASRI	THA	Red Bull MotoGP Rookies Cup	KTM	2'13.565	7	8	2.958	0.994	211.7
6	78	Jakob ROSENTHALER	AUT	Red Bull MotoGP Rookies Cup	KTM	2'13.961	7	7	3.354	0.396	208.8
7	77	Filippo FARIOLI	ITA	Red Bull MotoGP Rookies Cup	KTM	2'14.273	8	8	3.666	0.312	209.3
8	81	Lorenz LUCIANO	BEL	Red Bull MotoGP Rookies Cup	KTM	2'14.468	8	8	3.861	0.195	208.8
9	28	Máximo QUILES	SPA	Red Bull MotoGP Rookies Cup	KTM	2'14.576	6	8	3.969	0.108	218.6
10	8	Eddie O'SHEA	GBR	Red Bull MotoGP Rookies Cup	KTM	2'14.607	7	7	4.000	0.031	209.3
11	42	Soma GÖRBE	HUN	Red Bull MotoGP Rookies Cup	KTM	2'15.539	7	7	4.932	0.932	211.3
12	48	Gabin PLANQUES	FRA	Red Bull MotoGP Rookies Cup	KTM	2'15.749	8	8	5.142	0.210	210.1
13	21	Demis MIHAILA	ITA	Red Bull MotoGP Rookies Cup	KTM	2'16.027	8	8	5.420	0.278	207.6
14	58	Luca LUNETTA	ITA	Red Bull MotoGP Rookies Cup	KTM	2'16.149	8	8	5.542	0.122	211.7
15	55	Alex VENTURINI	ITA	Red Bull MotoGP Rookies Cup	KTM	2'16.162	7	8	5.555	0.013	210.5
16	93	Arbi ADITAMA	INA	Red Bull MotoGP Rookies Cup	KTM	2'16.172	8	8	5.565	0.010	209.7
17	12	Jacob ROULSTONE	AUS	Red Bull MotoGP Rookies Cup	KTM	2'17.313	6	6	6.706	1.141	206.1
18	11	Ruché MOODLEY	RSA	Red Bull MotoGP Rookies Cup	KTM	2'17.517	8	8	6.910	0.204	205.7
19	27	Rico SALMELA	FIN	Red Bull MotoGP Rookies Cup	KTM	2'17.818	7	7	7.211	0.301	209.7
20	9	Freddie HEINRICH	GER	Red Bull MotoGP Rookies Cup	KTM	2'18.245	7	7	7.638	0.427	206.1
21	10	Guillermo MORENO	MEX	Red Bull MotoGP Rookies Cup	KTM	2'18.874	8	8	8.267	0.629	208.0
22	95	Collin VEIJER	NED	Red Bull MotoGP Rookies Cup	KTM	2'18.970	7	7	8.363	0.096	210.1
23	2	Amaury MIZERA	FRA	Red Bull MotoGP Rookies Cup	KTM	2'19.556	7	7	8.949	0.586	207.6
Not qualified (Out 107%)						2'19.749					
	99	José RUEDA	SPA	Red Bull MotoGP Rookies Cup	KTM	2'20.686	2	3	10.079	1.130	209.3
	29	Harrison VOIGHT	AUS	Red Bull MotoGP Rookies Cup	KTM	2'23.238	2	4	12.631	2.552	202.6

Practice condition: **Wet**
Air: 12°
Humidity: 96%
Ground: 12°

Fastest Lap:	Lap: 8	**Casey O´GORMAN**	**2'10.607**	126.5 Km/h
Best Race Lap:	2021	**Marcos URIARTE**	**1'50.852**	149.1 Km/h
All Time Lap Record:	2021	**Marcos URIARTE**	**1'50.852**	149.1 Km/h

The results are provisional until the end of the limit for protest and appeals.

Time limit for protest expires 30' after publication of the results - ..... Time: .....

DORNA DATA PROCESSING .TIMING SERVICE DORNA DATA PROCESSING TIMING SERVICE DORNA DATA PROCESSING TIMING SERVICE DORNA DATA PROCESSING TIMING SERVICE DORNA DATA PROCESSING TIMING SERVICE DORNA DATA PROCESSING TIMING SERVICE DORNA DATA PROCESSING TIMING SERVICE DORNA DATA PROCCEESSS

Portimao, Friday, April 22, 2022

omo Internacional do A

Results and timing service provided by TISSOT

RookiesCup

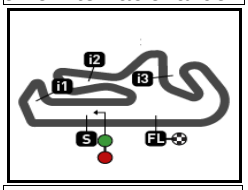

4592 m.

GRANDE PRÉMIO TISSOT DE PORTUGAL

Free Practice Nr. 1

Top Speed & Average

	Rider	Nation	Motorcycle	Top 5 speeds					Average	Top
28	**Máximo QUILES**	SPA	KTM	218.6	213.0	211.3	210.9	210.5	212.9	**218.6**
5	**Tatchakorn BUASRI**	THA	KTM	211.7	210.1	208.8	207.2	205.7	208.7	**211.7**
58	**Luca LUNETTA**	ITA	KTM	211.7	211.3	208.0	206.8	205.7	208.7	**211.7**
18	**Angel PIQUERAS**	SPA	KTM	211.3	210.5	208.0	206.1		209.0	**211.3**
42	**Soma GÖRBE**	HUN	KTM	211.3	209.3	206.8	204.5	203.0	207.0	**211.3**
57	**Danial SHAHRIL**	MAL	KTM	211.3	208.8	207.6	205.7	205.3	207.7	**211.3**
55	**Alex VENTURINI**	ITA	KTM	210.5	208.0	207.6	206.1	205.3	207.5	**210.5**
48	**Gabin PLANQUES**	FRA	KTM	210.1	204.5	204.1	204.1	203.7	205.3	**210.1**
95	**Collin VEIJER**	NED	KTM	210.1	209.3	208.4	208.4	205.7	208.4	**210.1**
27	**Rico SALMELA**	FIN	KTM	209.7	208.4	208.0	207.6	207.2	208.2	**209.7**
93	**Arbi ADITAMA**	INA	KTM	209.7	209.7	209.3	208.8	204.5	208.4	**209.7**
8	**Eddie O'SHEA**	GBR	KTM	209.3	208.8	208.0	207.2	207.2	208.1	**209.3**
67	**Casey O´GORMAN**	IRL	KTM	209.3	209.3	208.8	207.6	206.8	208.4	**209.3**
77	**Filippo FARIOLI**	ITA	KTM	209.3	208.0	206.5	205.7	204.9	206.9	**209.3**
99	**José RUEDA**	SPA	KTM	209.3	207.2				208.3	**209.3**
69	**Marcos RUDA**	SPA	KTM	208.8	207.2	206.8	206.5	206.1	207.1	**208.8**
78	**Jakob ROSENTHALER**	AUT	KTM	208.8	208.4	208.0	207.6	206.8	207.9	**208.8**
81	**Lorenz LUCIANO**	BEL	KTM	208.8	208.0	207.6	206.8	206.1	207.5	**208.8**
10	**Guillermo MORENO**	MEX	KTM	208.0	208.0	208.0	206.1	205.7	207.2	**208.0**
2	**Amaury MIZERA**	FRA	KTM	207.6	207.6	206.1	205.7	204.1	206.2	**207.6**
21	**Demis MIHAILA**	ITA	KTM	207.6	207.2	207.2	206.8	204.9	206.7	**207.6**
9	**Freddie HEINRICH**	GER	KTM	206.1	205.7	204.9	200.0	198.5	203.0	**206.1**
12	**Jacob ROULSTONE**	AUS	KTM	206.1	205.7	205.3	204.5		205.4	**206.1**
11	**Ruché MOODLEY**	RSA	KTM	205.7	204.9	204.5	203.0	201.4	203.9	**205.7**
29	**Harrison VOIGHT**	AUS	KTM	202.6	201.4	193.2			199.1	**202.6**

DORNA DATA PROCESSING ,TIMING SERVICE DORNA DATA PROCESSING TIMING SERVICE DORNA DATA PROCESSING TIMING SERVICE DORNA DATA PROCESSING TIMING SERVICE DORNA DATA PROCESSING TIMING SERVICE DORNA DATA PROCESSING TIMING SERVICE DORNA DATA PROCESSING TIMING SERVICE DORNA DATA PROCCEESSS

Portimao, Friday, April 22, 2022

omo Internacional do A

Results and timing service provided by TISSOT

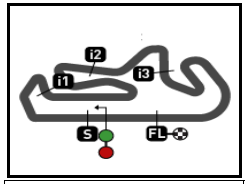

4592 m.

GRANDE PRÉMIO TISSOT DE PORTUGAL

Free Practice Nr. 1

Best Partial Times

RookiesCup

IT *Ideal Lap Time, sum of the best partial times* ***BT*** *Best Lap Time*

T1			T2		T3		T4	
Pos	Rider	Time	Rider	Time	Rider	Time	Rider	Time
1	C.O´GORMAN	27.888	C.O´GORMAN	41.355	C.O´GORMAN	19.836	C.O´GORMAN	41.528
2	A.PIQUERAS	28.146	M.RUDA	41.926	M.RUDA	19.856	A.PIQUERAS	41.636
3	T.BUASRI	28.227	D.SHAHRIL	42.337	F.FARIOLI	20.016	M.RUDA	41.706
4	D.SHAHRIL	28.265	A.PIQUERAS	42.370	A.PIQUERAS	20.047	D.SHAHRIL	41.853
5	F.FARIOLI	28.442	L.LUCIANO	42.681	T.BUASRI	20.109	M.QUILES	42.115
6	L.LUCIANO	28.496	T.BUASRI	42.742	D.SHAHRIL	20.116	J.ROSENTHALE	42.187
7	A.VENTURINI	28.640	E.O'SHEA	42.768	J.ROSENTHALE	20.210	T.BUASRI	42.207
8	M.QUILES	28.662	M.QUILES	42.787	M.QUILES	20.278	G.PLANQUES	42.329
9	J.ROSENTHALE	28.745	J.ROSENTHALE	42.819	L.LUCIANO	20.291	A.ADITAMA	42.511
10	E.O'SHEA	28.765	F.FARIOLI	43.128	S.GÖRBE	20.296	A.VENTURINI	42.657
11	M.RUDA	28.786	A.VENTURINI	43.299	D.MIHAILA	20.312	F.FARIOLI	42.687
12	S.GÖRBE	29.003	R.MOODLEY	43.332	G.PLANQUES	20.316	S.GÖRBE	42.694
13	J.ROULSTONE	29.007	J.ROULSTONE	43.395	E.O'SHEA	20.353	E.O'SHEA	42.721
14	L.LUNETTA	29.199	D.MIHAILA	43.409	A.ADITAMA	20.354	L.LUCIANO	42.994
15	D.MIHAILA	29.230	S.GÖRBE	43.546	L.LUNETTA	20.365	L.LUNETTA	43.021
16	J.RUEDA	29.500	G.PLANQUES	43.559	C.VEIJER	20.640	D.MIHAILA	43.076
17	G.PLANQUES	29.506	L.LUNETTA	43.564	F.HEINRICH	20.666	F.HEINRICH	43.283
18	A.ADITAMA	29.558	R.SALMELA	43.716	G.MORENO	20.708	A.MIZERA	43.291
19	R.MOODLEY	29.642	A.ADITAMA	43.749	J.RUEDA	20.734	R.MOODLEY	43.296
20	R.SALMELA	29.649	C.VEIJER	43.834	J.ROULSTONE	20.779	R.SALMELA	43.586
21	F.HEINRICH	30.024	F.HEINRICH	43.985	A.VENTURINI	20.859	C.VEIJER	43.606
22	G.MORENO	30.054	J.RUEDA	44.046	R.SALMELA	20.867	G.MORENO	43.646
23	H.VOIGHT	30.056	A.MIZERA	44.186	R.MOODLEY	20.957	J.ROULSTONE	44.132
24	C.VEIJER	30.093	G.MORENO	44.339	A.MIZERA	20.958	J.RUEDA	44.181

Pos	Rider	IT	BT	
1	C.O´GORMAN	2'10.607	2'10.607	(1)
2	A.PIQUERAS	2'12.199	2'12.199	(2)
3	M.RUDA	2'12.274	2'12.274	(3)
4	D.SHAHRIL	2'12.571	2'12.571	(4)
5	T.BUASRI	2'13.285	2'13.565	(5)
6	M.QUILES	2'13.842	2'14.576	(9)
7	J.ROSENTHAL	2'13.961	2'13.961	(6)
8	F.FARIOLI	2'14.273	2'14.273	(7)
9	L.LUCIANO	2'14.462	2'14.468	(8)
10	E.O'SHEA	2'14.607	2'14.607	(10)
11	A.VENTURINI	2'15.455	2'16.162	(15)
12	S.GÖRBE	2'15.539	2'15.539	(11)
13	G.PLANQUES	2'15.710	2'15.749	(12)
14	D.MIHAILA	2'16.027	2'16.027	(13)
15	L.LUNETTA	2'16.149	2'16.149	(14)
16	A.ADITAMA	2'16.172	2'16.172	(16)
17	R.MOODLEY	2'17.227	2'17.517	(18)
18	J.ROULSTONE	2'17.313	2'17.313	(17)
19	R.SALMELA	2'17.818	2'17.818	(19)
20	F.HEINRICH	2'17.958	2'18.245	(20)
21	C.VEIJER	2'18.173	2'18.970	(22)
22	J.RUEDA	2'18.461		(-1)
23	A.MIZERA	2'18.683	2'19.556	(23)
24	G.MORENO	2'18.747	2'18.874	(21)

DORNA DATA PROCESSING .TIMING SERVICE DORNA DATA PROCESSING TIMING SERVICE DORNA DATA PROCESSING TIMING SERVICE DORNA DATA PROCESSING TIMING SERVICE DORNA DATA PROCESSING TIMING SERVICE DORNA DATA PROCESSING TIMING SERVICE DORNA DATA PROCESSING TIMING SERVICE DORNA DATA PROCCESSS

omo Internacional do A

Results and timing service provided by TISSOT

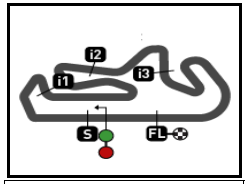

4592 m.

GRANDE PRÉMIO TISSOT DE PORTUGAL

Free Practice Nr. 1

Best Partial Times

RookiesCup

IT *Ideal Lap Time, sum of the best partial times* ***BT*** *Best Lap Time*

	T1		T2		T3		T4						
Pos	*Rider*	*Time*	*Rider*	*Time*	*Rider*	*Time*	*Rider*	*Time*	*Pos*	*Rider*	*IT*	*BT*	
25	A.MIZERA	30.248	H.VOIGHT	45.401	H.VOIGHT	21.277	H.VOIGHT	45.445	25	**H.VOIGHT**	2'22.179		(-1)

DORNA DATA PROCESSING .TIMING SERVICE DORNA DATA PROCESSING TIMING SERVICE DORNA DATA PROCESSING TIMING SERVICE DORNA DATA PROCESSING TIMING SERVICE DORNA DATA PROCESSING TIMING SERVICE DORNA DATA PROCESSING TIMING SERVICE DORNA DATA PROCESSING TIMING SERVICE DORNA DATA PROCCEESSS

omo Internacional do A

Results and timing service provided by TISSOT

RookiesCup

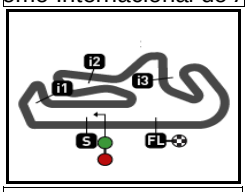

4592 m.

GRANDE PRÉMIO TISSOT DE PORTUGAL

Free Practice Nr. 1

Fastest Laps Sequence

Practice Time		Rider	Nation	Motorcycle	Time	Km/h	Rider's Lap
5'19.865	67	**Casey O´GORMAN**	IRL	KTM	**2'16.552**	121.0	2
7'34.448	67	**Casey O´GORMAN**	IRL	KTM	**2'14.583**	122.8	3
32'14.713	28	**Máximo QUILES**	SPA	KTM	**2'14.576**	122.8	6
33'59.611	67	**Casey O´GORMAN**	IRL	KTM	**2'12.188**	125.0	7
36'10.218	67	**Casey O´GORMAN**	IRL	KTM	**2'10.607**	126.5	8

DORNA DATA PROCESSING _TIMING SERVICE DORNA DATA PROCESSING TIMING SERVICE DORNA DATA PROCESSING TIMING SERVICE DORNA DATA PROCESSING TIMING SERVICE DORNA DATA PROCESSING TIMING SERVICE DORNA DATA PROCESSING TIMING SERVICE DORNA DATA PROCESSING TIMING SERVICE DORNA DATA PROCESSING TIMING SERVICE DORNA DATA PROCCEESSS

Portimao, Friday, April 22, 2022

omo Internacional do A

Results and timing service provided by TISSOT

RookiesCup

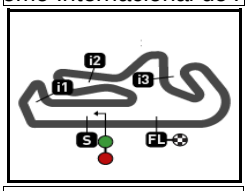

4592 m.

GRANDE PRÉMIO TISSOT DE PORTUGAL

Free Practice Nr. 1

Chronological Analysis of Performances

** Lap / Sector time cancelled*
P Crossing the finish line in pit lane
T1 Time from finish line to 1st intermediate
T2 Time from 1st intermed. to 2nd intermed.
T3 Time from 2nd intermed. to 3rd intermed.
T4 Time from 3rd intermediate to finish line

1st 67 Casey O´GORMAN — Red Bull MotoGP Roo IRL

Runs=1 Total laps=8 Full laps=5

Lap	Lap Time		T1	T2	T3	T4	Speed
1	3'03.313		17.738	47.556	21.362	44.803	
2	**2'16.552**		29.607	43.722	20.426	42.797	208.8
3	**2'14.583**		28.834	42.784	20.084	42.881	209.3
4	2'31.188	P	29.969	45.102	22.737	53.380	204.1
5	19'27.140		16.511	45.259	20.677	43.149	
6	**2'14.647**		28.831	43.114	20.091	42.611	206.8
7	**2'12.188**		28.425	42.130	19.924	41.709	207.6
8	**2'10.607**		27.888	41.355	19.836	41.528	209.3

2nd 18 Angel PIQUERAS — Red Bull MotoGP Roo SPA

Runs=2 Total laps=7 Full laps=3

Lap	Lap Time		T1	T2	T3	T4	Speed
1	3'24.003		18.984	49.362	23.846	47.660	
2	2'36.618	P	30.703	46.137	22.087	57.691	206.1
3	4'45.114	P	19.136	51.038	24.225	58.871	
4	19'19.854		18.955	49.489	22.382	46.117	
5	**2'18.274**		29.655	43.623	21.082	43.914	208.0
6	**2'13.875**		29.136	42.390	20.204	42.145	210.5
7	**2'12.199**		28.146	42.370	20.047	41.636	211.3

3rd 69 Marcos RUDA — Red Bull MotoGP Roo SPA

Runs=1 Total laps=7 Full laps=4

Lap	Lap Time		T1	T2	T3	T4	Speed
1	3'03.726		17.801	47.503	21.552	44.763	
2	**2'18.434**		30.467	44.045	20.590	43.332	206.1
3	2'27.891	P	29.019	43.087	20.841	54.944	208.8
4	21'43.616		16.692	45.327	20.774	43.492	
5	**2'15.604**		29.434	43.184	20.211	42.775	206.5
6	**2'13.673**		28.966	42.446	20.009	42.252	206.8
7	**2'12.274**		28.786	41.926	19.856	41.706	207.2

4th 57 Danial SHAHRIL — Red Bull MotoGP Roo MAL

Runs=1 Total laps=8 Full laps=5

Lap	Lap Time		T1	T2	T3	T4	Speed
1	3'31.929		19.731	49.242	22.770	47.273	
2	**2'18.108**		29.504	44.117	20.565	43.922	205.3
3	**2'16.767**		28.624	43.497	20.872	43.774	207.6
4	2'42.885	P	32.530	47.831	23.709	58.815	202.2
5	19'16.408		18.159	46.038	21.707	44.941	
6	**2'17.611**		29.340	43.711	20.947	43.613	205.7
7	**2'13.569**		28.529	42.552	20.376	42.112	211.3
8	**2'12.571**		28.265	42.337	20.116	41.853	208.8

5th 5 Tatchakorn BUASRI — Red Bull MotoGP Roo THA

Runs=1 Total laps=8 Full laps=5

Lap	Lap Time		T1	T2	T3	T4	Speed
1	3'20.382		19.793	49.218	24.339	48.187	
2	**2'19.299**		30.376	44.135	20.686	44.102	205.7
3	**2'20.000**		29.148	44.630	20.927	45.295	208.8
4	2'40.804	P	33.78.*	48.613	22.691	55.718	203.0
5	19'21.938		20.256	52.548	23.318	46.640	
6	**2'15.199**		28.969	43.346	20.109	42.775	207.2
7	**2'13.565**		28.447	42.742	20.169	42.207	210.1
8	**2'18.953**		28.227	43.862	21.473	45.391	211.7

6th 78 Jakob ROSENTHAL — Red Bull MotoGP Roo AUT

Runs=1 Total laps=7 Full laps=4

Lap	Lap Time		T1	T2	T3	T4	Speed
1	3'08.596		18.354	48.418	22.579	45.770	
2	**2'19.331**		29.993	44.638	20.705	43.995	206.8
3	2'31.188	P	29.860	44.978	21.506	54.844	208.8
4	21'47.973		17.115	47.122	22.491	46.637	
5	**2'19.571**		30.273	44.507	21.049	43.742	208.4
6	**2'16.293**		29.737	43.567	20.342	42.647	207.6
7	**2'13.961**		28.745	42.819	20.210	42.187	208.0

7th 77 Filippo FARIOLI — Red Bull MotoGP Roo ITA

Runs=1 Total laps=8 Full laps=5

Lap	Lap Time		T1	T2	T3	T4	Speed
1	3'32.137		18.077	48.405	23.005	46.943	
2	**2'19.295**		29.934	43.973	20.739	44.649	206.5
3	**2'20.101**		29.254	44.700	20.895	45.252	205.7
4	2'37.116	P	29.500	45.484	24.059	58.073	200.0
5	19'08.088		17.754	48.551	21.666	45.164	
6	**2'16.082**		29.015	43.629	20.369	43.069	204.9
7	**2'15.370**		28.544	43.186	20.386	43.254	208.0
8	**2'14.273**		28.442	43.128	20.016	42.687	209.3

8th 81 Lorenz LUCIANO — Red Bull MotoGP Roo BEL

Runs=1 Total laps=8 Full laps=5

Lap	Lap Time		T1	T2	T3	T4	Speed
1	3'02.902		17.074	47.302	21.699	45.700	
2	**2'18.542**		29.822	44.441	20.835	43.444	206.1
3	**2'24.414**		28.775	50.304	20.951	44.384	208.8
4	2'38.942	P	31.144	48.524	22.589	56.685	200.3
5	19'12.267		16.914	45.490	21.527	44.224	
6	**2'15.920**		28.763	43.294	20.485	43.378	206.8
7	**2'15.039**		28.536	42.960	20.291	43.252	208.0
8	**2'14.468**		28.496	42.681	20.297	42.994	207.6

9th 28 Máximo QUILES — Red Bull MotoGP Roo SPA

Runs=1 Total laps=8 Full laps=5

Lap	Lap Time		T1	T2	T3	T4	Speed
1	3'06.955		18.291	46.387	21.215	44.339	
2	**2'17.287**		29.984	43.384	20.419	43.500	210.5
3	**2'17.239**		28.710	43.390	20.743	44.396	213.0
4	2'40.880	P	37.52.*	45.879	22.403	55.076	205.3
5	19'37.776		17.537	46.520	21.061	44.531	
6	**2'14.576**		28.662	42.787	20.323	42.804	210.9

Fastest Lap:	Casey O´GORMAN	Red Bull MotoGP Roo	IRL	**2'10.607**	27.888	41.355	19.836	41.528

DORNA DATA PROCESSING -TIMING SERVICE DORNA DATA PROCESSING TIMING SERVICE DORNA DATA PROCESSING TIMING SERVICE DORNA DATA PROCESSING TIMING SERVICE DORNA DATA PROCESSING TIMING SERVICE DORNA DATA PROCESSING TIMING SERVICE DORNA DATA PROCESSING TIMING SERVICE DORNA DATA PROCCEESSS

Portimao, Friday, April 22, 2022

Free Practice Nr. 1

RookiesCup

Lap	Lap Time	T1	T2	T3	T4	Speed
7	**2'14.785**	28.815	42.971	20.278	42.721	211.3
8	**2'14.645**	28.968	43.223	20.339	42.115	218.6

10th 8 Eddie O'SHEA — Red Bull MotoGP Roo GBR

Runs=1 Total laps=7 Full laps=4

Lap	Lap Time	T1	T2	T3	T4	Speed
1	3'09.183	17.965	47.975	21.808	45.937	
2	**2'18.339**	29.838	43.868	20.780	43.853	208.8
3	2'23.809 P	29.033	43.350	20.498	50.928	209.3
4	21'55.803	18.831	46.933	21.624	45.724	
5	**2'18.608**	29.734	44.262	20.624	43.988	207.2
6	**2'16.248**	29.194	43.526	20.365	43.163	207.2
7	**2'14.607**	28.765	42.768	20.353	42.721	208.0

11th 42 Soma GÖRBE — Red Bull MotoGP Roo HUN

Runs=1 Total laps=7 Full laps=4

Lap	Lap Time	T1	T2	T3	T4	Speed
1	3'05.943	18.236	48.477	22.282	46.334	
2	**2'21.511**	31.113	45.334	21.138	43.926	203.0
3	2'33.399 P	29.955	44.941	21.992	56.511	204.5
4	21'48.072	17.697	46.169	21.490	44.861	
5	**2'21.229**	31.326	44.568	20.953	44.382	206.8
6	**2'18.179**	30.199	43.782	20.637	43.561	209.3
7	**2'15.539**	29.003	43.546	20.296	42.694	211.3

12th 48 Gabin PLANQUES — Red Bull MotoGP Roo FRA

Runs=1 Total laps=8 Full laps=5

Lap	Lap Time	T1	T2	T3	T4	Speed
1	3'24.333	17.578	47.931	22.400	46.190	
2	**2'20.872**	30.674	44.782	21.189	44.227	204.5
3	**2'26.415**	30.209	45.294	23.072	47.840	203.7
4	2'37.077 P	30.914	46.386	22.923	56.854	198.1
5	19'01.526	17.915	45.603	21.468	44.371	
6	**2'22.551**	29.846	45.210	22.830	44.665	204.1
7	**2'16.496**	29.506	43.652	20.564	42.774	204.1
8	**2'15.749**	29.545	43.559	20.316	42.329	210.1

13th 21 Demis MIHAILA — Red Bull MotoGP Roo ITA

Runs=1 Total laps=8 Full laps=5

Lap	Lap Time	T1	T2	T3	T4	Speed
1	3'09.980	19.048	48.653	22.584	47.511	
2	**2'21.743**	30.827	44.772	21.237	44.907	206.8
3	**2'22.000**	29.893	44.315	21.477	46.315	207.2
4	2'41.659 P	31.795	46.614	24.346	58.904	199.6
5	19'10.761	18.033	48.631	23.193	46.864	
6	**2'21.313**	30.142	45.445	21.368	44.358	204.9
7	**2'19.107**	30.033	44.173	21.018	43.883	207.6
8	**2'16.027**	29.230	43.409	20.312	43.076	207.2

14th 58 Luca LUNETTA — Red Bull MotoGP Roo ITA

Runs=1 Total laps=8 Full laps=5

Lap	Lap Time	T1	T2	T3	T4	Speed
1	3'17.254	18.734	48.028	22.376	47.133	
2	**2'20.946**	30.649	45.067	20.945	44.285	205.7
3	**2'19.874**	29.437	44.124	21.235	45.078	206.8
4	2'33.710 P	30.726	46.491	22.558	53.935	201.8
5	19'17.010	17.923	46.943	21.596	45.265	
6	**2'21.007**	30.683	45.010	21.092	44.222	208.0
7	**2'18.900**	29.867	44.151	20.781	44.101	211.3
8	**2'16.149**	29.199	43.564	20.365	43.021	211.7

15th 55 Alex VENTURINI — Red Bull MotoGP Roo ITA

Runs=1 Total laps=8 Full laps=5

Lap	Lap Time	T1	T2	T3	T4	Speed
1	3'09.417	18.940	48.055	22.483	46.421	
2	**2'19.066**	30.130	44.093	20.859	43.984	205.3
3	**2'20.622**	30.028	44.566	21.423	44.605	210.5
4	2'42.384 P	35.62:*	47.765	22.760	56.234	202.6
5	19'10.576	17.347	47.868	22.119	44.296	
6	**2'18.257**	29.202	44.415	21.136	43.504	206.1
7	**2'16.162**	28.640	43.556	21.137	42.829	207.6
8	**2'17.642**	30.734	43.299	20.952	42.657	208.0

16th 93 Arbi ADITAMA — Red Bull MotoGP Roo INA

Runs=1 Total laps=8 Full laps=5

Lap	Lap Time	T1	T2	T3	T4	Speed
1	3'27.342	17.927	49.215	22.707	46.697	
2	**2'22.947**	31.109	45.819	21.406	44.613	204.5
3	**2'22.646**	29.731	45.723	21.175	46.017	209.7
4	2'38.275 P	31.649	46.992	22.197	57.437	201.1
5	18'56.013	18.533	48.703	22.444	46.959	
6	**2'21.067**	30.758	44.927	21.173	44.209	208.8
7	**2'18.948**	29.760	44.666	20.931	43.591	209.3
8	**2'16.172**	29.558	43.749	20.354	42.511	209.7

17th 12 Jacob ROULSTONE — Red Bull MotoGP Roo AUS

Runs=1 Total laps=6 Full laps=3

Lap	Lap Time	T1	T2	T3	T4	Speed
1	3'35.740	20.315	47.838	22.557	46.256	
2	**2'23.778**	31.034	45.067	21.633	46.044	205.7
3	2'39.191 P	30.636	47.354	23.079	58.122	205.3
4	21'40.315	21.065	47.380	22.154	46.025	
5	**2'21.727**	30.351	44.993	21.416	44.967	204.5
6	**2'17.313**	29.007	43.395	20.779	44.132	206.1

18th 11 Ruché MOODLEY — Red Bull MotoGP Roo RSA

Runs=1 Total laps=8 Full laps=5

Lap	Lap Time	T1	T2	T3	T4	Speed
1	3'03.558	17.321	47.681	22.510	45.895	
2	**2'20.181**	30.297	44.775	20.957	44.152	203.0
3	**2'22.891**	29.685	45.137	22.133	45.936	204.5
4	2'39.391 P	31.708	47.060	22.462	58.161	189.1
5	19'12.080	18.080	47.207	21.952	45.727	
6	**2'19.220**	29.885	43.453	21.554	44.328	201.4
7	**2'18.959**	29.683	43.833	21.452	43.991	204.9
8	**2'17.517**	29.642	43.332	21.247	43.296	205.7

19th 27 Rico SALMELA — Red Bull MotoGP Roo FIN

Runs=1 Total laps=7 Full laps=4

Lap	Lap Time	T1	T2	T3	T4	Speed
1	3'26.820	18.824	49.368	22.755	46.844	
2	**2'25.010**	31.374	45.732	21.790	46.114	207.2
3	2'42.434 P	31.160	48.271	23.560	59.443	208.0
4	21'26.164	17.859	48.767	22.341	45.939	
5	**2'23.181**	31.005	45.267	21.663	45.246	207.6
6	**2'20.066**	30.512	44.642	21.075	43.837	208.4
7	**2'17.818**	29.649	43.716	20.867	43.586	209.7

20th 9 Freddie HEINRICH — Red Bull MotoGP Roo GER

Runs=1 Total laps=7 Full laps=4

Lap	Lap Time	T1	T2	T3	T4	Speed
1	4'02.711	20.466	51.365	23.179	47.288	
2	**2'28.902**	32.761	46.976	22.198	46.967	200.0

Fastest Lap:	Casey O´GORMAN	Red Bull MotoGP Roo	IRL	**2'10.607**	27.888	41.355	19.836	41.528

DORNA DATA PROCESSING ,TIMING SERVICE DORNA DATA PROCESSING TIMING SERVICE DORNA DATA PROCESSING TIMING SERVICE DORNA DATA PROCESSING TIMING SERVICE DORNA DATA PROCESSING TIMING SERVICE DORNA DATA PROCESSING TIMING SERVICE DORNA DATA PROCESSING TIMING SERVICE DORNA DATA PROCCEESSS

Lap	Lap Time		T1	T2	T3	T4	Speed
3	2'39.111	P	32.540	47.191	23.056	56.324	198.5
4	20'36.862		17.797	46.781	22.435	46.829	
5	**2'21.784**		31.182	44.983	20.922	44.697	204.9
6	**2'19.603**		30.631	44.973	20.716	43.283	206.1
7	**2'18.245**		30.024	43.985	20.666	43.570	205.7

21st 10 Guillermo MORENO

Red Bull MotoGP Roo MEX

Runs=1 Total laps=8 Full laps=5

Lap	Lap Time		T1	T2	T3	T4	Speed
1	3'10.490		19.343	48.080	22.292	47.052	
2	**2'22.220**		31.325	45.059	21.028	44.808	208.0
3	**2'22.206**		30.281	44.339	21.166	46.420	208.0
4	2'39.098	P	32.028	47.821	23.028	56.221	197.8
5	19'12.623		17.561	47.924	22.929	47.159	
6	**2'21.685**		30.511	45.132	21.200	44.842	205.7
7	**2'19.824**		30.054	44.617	21.052	44.101	208.0
8	**2'18.874**		30.056	44.464	20.708	43.646	206.1

22nd 95 Collin VEIJER

Red Bull MotoGP Roo NED

Runs=1 Total laps=7 Full laps=4

Lap	Lap Time		T1	T2	T3	T4	Speed
1	3'32.300		18.890	45.864	21.847	46.385	
2	**2'19.868**		30.569	43.834	20.810	44.655	208.4
3	2'42.067	P	31.080	48.498	23.517	58.972	209.3
4	21'13.467		18.527	46.778	22.057	45.627	
5	**2'21.268**		30.646	44.767	21.212	44.643	210.1
6	**2'24.833**		30.093	47.757	21.875	45.108	208.4
7	**2'18.970**		30.118	44.606	20.640	43.606	205.7

23rd 2 Amaury MIZERA

Red Bull MotoGP Roo FRA

Runs=1 Total laps=7 Full laps=4

Lap	Lap Time		T1	T2	T3	T4	Speed
1	3'11.975		19.778	49.469	22.594	47.090	
2	**2'23.240**		31.690	45.406	21.424	44.720	207.6
3	2'29.942	P	30.503	44.319	21.466	53.654	207.6
4	21'38.671		17.765	48.082	22.193	45.546	
5	**2'22.144**		30.815	44.664	21.299	45.366	205.7
6	**2'20.509**		30.799	44.186	20.958	44.566	204.1
7	**2'19.556**		30.248	44.909	21.108	43.291	206.1

24th 99 José RUEDA

Red Bull MotoGP Roo SPA

Runs=1 Total laps=3 Full laps=1

Lap	Lap Time		T1	T2	T3	T4	Speed
1	3'12.279		19.159	49.022	22.053	45.936	
2	**2'20.686**		31.077	44.694	20.734	44.181	207.2
3	2'30.634	P	29.500	44.046	21.044	56.044	209.3

25th 29 Harrison VOIGHT

Red Bull MotoGP Roo AUS

Runs=1 Total laps=4 Full laps=2

Lap	Lap Time		T1	T2	T3	T4	Speed
1	3'49.186		19.376	50.087	22.553	47.889	
2	**2'23.238**		30.659	45.857	21.277	45.445	201.4
3	**2'23.745**		30.056	45.401	21.556	46.732	202.6
4	2'42.626	P	32.095	49.397	23.454	57.680	193.2

Fastest Lap:	Casey O´GORMAN	Red Bull MotoGP Roo	IRL	**2'10.607**	27.888	41.355	19.836	41.528

DORNA DATA PROCESSING ,TIMING SERVICE DORNA DATA PROCESSING TIMING SERVICE DORNA DATA PROCESSING TIMING SERVICE DORNA DATA PROCESSING TIMING SERVICE DORNA DATA PROCESSING TIMING SERVICE DORNA DATA PROCESSING TIMING SERVICE DORNA DATA PROCESSING TIMING SERVICE DORNA DATA PROCCEESSS