omo Internacional do A

Results and timing service provided by TISSOT

RookiesCup

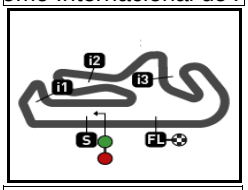

4592 m.

GRANDE PRÉMIO TISSOT DE PORTUGAL

Free Practice Nr. 2

Classification

		Rider	Nation	Team	Motorcycle	Time	Lap	Total	Gap		Top Speed
1	67	Casey O´GORMAN	IRL	Red Bull MotoGP Rookies Cup	KTM	2'10.706	13	14			213.0
2	28	Máximo QUILES	SPA	Red Bull MotoGP Rookies Cup	KTM	2'10.996	10	11	0.290	0.290	214.7
3	18	Angel PIQUERAS	SPA	Red Bull MotoGP Rookies Cup	KTM	2'11.386	12	13	0.680	0.390	212.1
4	99	José RUEDA	SPA	Red Bull MotoGP Rookies Cup	KTM	2'11.984	10	13	1.278	0.598	212.5
5	57	Danial SHAHRIL	MAL	Red Bull MotoGP Rookies Cup	KTM	2'12.118	9	9	1.412	0.134	211.3
6	58	Luca LUNETTA	ITA	Red Bull MotoGP Rookies Cup	KTM	2'12.313	5	9	1.607	0.195	215.1
7	48	Gabin PLANQUES	FRA	Red Bull MotoGP Rookies Cup	KTM	2'12.444	8	12	1.738	0.131	206.1
8	5	Tatchakorn BUASRI	THA	Red Bull MotoGP Rookies Cup	KTM	2'12.470	5	7	1.764	0.026	212.5
9	8	Eddie O'SHEA	GBR	Red Bull MotoGP Rookies Cup	KTM	2'12.643	6	9	1.937	0.173	213.8
10	29	Harrison VOIGHT	AUS	Red Bull MotoGP Rookies Cup	KTM	2'12.648	6	7	1.942	0.005	212.5
11	42	Soma GÖRBE	HUN	Red Bull MotoGP Rookies Cup	KTM	2'13.270	4	12	2.564	0.622	212.5
12	77	Filippo FARIOLI	ITA	Red Bull MotoGP Rookies Cup	KTM	2'13.312	9	13	2.606	0.042	210.9
13	93	Arbi ADITAMA	INA	Red Bull MotoGP Rookies Cup	KTM	2'13.462	8	12	2.756	0.150	213.4
14	27	Rico SALMELA	FIN	Red Bull MotoGP Rookies Cup	KTM	2'13.894	8	12	3.188	0.432	212.1
15	81	Lorenz LUCIANO	BEL	Red Bull MotoGP Rookies Cup	KTM	2'14.251	10	12	3.545	0.357	213.8
16	21	Demis MIHAILA	ITA	Red Bull MotoGP Rookies Cup	KTM	2'14.402	13	13	3.696	0.151	209.7
17	69	Marcos RUDA	SPA	Red Bull MotoGP Rookies Cup	KTM	2'14.562	2	6	3.856	0.160	207.2
18	95	Collin VEIJER	NED	Red Bull MotoGP Rookies Cup	KTM	2'14.614	5	12	3.908	0.052	213.8
19	2	Amaury MIZERA	FRA	Red Bull MotoGP Rookies Cup	KTM	2'15.001	8	13	4.295	0.387	210.9
20	10	Guillermo MORENO	MEX	Red Bull MotoGP Rookies Cup	KTM	2'15.026	5	13	4.320	0.025	214.2
21	11	Ruché MOODLEY	RSA	Red Bull MotoGP Rookies Cup	KTM	2'15.132	8	13	4.426	0.106	208.4
22	12	Jacob ROULSTONE	AUS	Red Bull MotoGP Rookies Cup	KTM	2'15.742	5	13	5.036	0.610	213.0
23	78	Jakob ROSENTHALER	AUT	Red Bull MotoGP Rookies Cup	KTM	2'16.219	4	4	5.513	0.477	212.5
24	55	Alex VENTURINI	ITA	Red Bull MotoGP Rookies Cup	KTM	2'17.446	3	3	6.740	1.227	210.5
25	9	Freddie HEINRICH	GER	Red Bull MotoGP Rookies Cup	KTM	2'18.979	3	3	8.273	1.533	208.0

Practice condition: **Wet**
Air: 12°
Humidity: 89%
Ground: 13°

Fastest Lap:	Lap: 13	**Casey O´GORMAN**	**2'10.706**	126.4 Km/h
Best Race Lap:	2021	**Marcos URIARTE**	**1'50.852**	149.1 Km/h
All Time Lap Record:	2021	**Marcos URIARTE**	**1'50.852**	149.1 Km/h

The results are provisional until the end of the limit for protest and appeals.

Time limit for protest expires 30' after publication of the results - ..... Time: .....

DORNA DATA PROCESSING .TIMING SERVICE DORNA DATA PROCESSING TIMING SERVICE DORNA DATA PROCESSING TIMING SERVICE DORNA DATA PROCESSING TIMING SERVICE DORNA DATA PROCESSING TIMING SERVICE DORNA DATA PROCESSING TIMING SERVICE DORNA DATA PROCESSING TIMING SERVICE DORNA DATA PROCCEESSS

Portimao, Friday, April 22, 2022

omo Internacional do A

Results and timing service provided by TISSOT

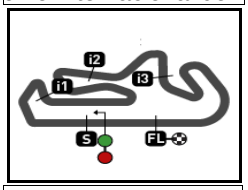

4592 m.

RookiesCup

GRANDE PRÉMIO TISSOT DE PORTUGAL

Free Practice Nr. 2

Top Speed & Average

	Rider	Nation	Motorcycle	Top 5 speeds					Average	Top
58	**Luca LUNETTA**	**ITA**	KTM	215.1	212.5	212.1	210.9	210.5	212.2	**215.1**
28	**Máximo QUILES**	**SPA**	KTM	214.7	214.2	214.2	212.1	212.1	213.2	**214.7**
10	**Guillermo MORENO**	**MEX**	KTM	214.2	211.3	211.3	210.9	210.9	211.7	**214.2**
8	**Eddie O'SHEA**	**GBR**	KTM	213.8	211.7	211.3	209.3	208.8	210.6	**213.8**
81	**Lorenz LUCIANO**	**BEL**	KTM	213.8	213.8	211.7	211.3	210.9	212.3	**213.8**
95	**Collin VEIJER**	**NED**	KTM	213.8	213.8	213.0	211.7	211.7	212.6	**213.8**
93	**Arbi ADITAMA**	**INA**	KTM	213.4	211.3	211.3	210.5	210.5	211.4	**213.4**
12	**Jacob ROULSTONE**	**AUS**	KTM	213.0	210.9	209.7	209.3	208.8	210.3	**213.0**
67	**Casey O´GORMAN**	**IRL**	KTM	213.0	213.0	212.5	212.5	211.7	212.5	**213.0**
5	**Tatchakorn BUASRI**	**THA**	KTM	212.5	211.7	211.7	210.9	210.1	211.2	**212.5**
29	**Harrison VOIGHT**	**AUS**	KTM	212.5	210.9	209.7	208.0	206.1	208.9	**212.5**
42	**Soma GÖRBE**	**HUN**	KTM	212.5	209.3	208.8	208.0	207.6	209.2	**212.5**
78	**Jakob ROSENTHALER**	**AUT**	KTM	212.5	206.8	206.5	204.9		207.7	**212.5**
99	**José RUEDA**	**SPA**	KTM	212.5	212.1	210.5	210.1	209.7	211.0	**212.5**
18	**Angel PIQUERAS**	**SPA**	KTM	212.1	211.7	211.7	211.7	210.9	211.6	**212.1**
27	**Rico SALMELA**	**FIN**	KTM	212.1	211.3	210.9	210.9	210.1	210.9	**212.1**
57	**Danial SHAHRIL**	**MAL**	KTM	211.3	210.1	209.7	208.0	208.0	209.2	**211.3**
2	**Amaury MIZERA**	**FRA**	KTM	210.9	210.5	210.5	209.3	209.3	210.1	**210.9**
77	**Filippo FARIOLI**	**ITA**	KTM	210.9	210.5	209.3	208.0	207.6	208.6	**210.9**
55	**Alex VENTURINI**	**ITA**	KTM	210.5	207.6				209.1	**210.5**
21	**Demis MIHAILA**	**ITA**	KTM	209.7	209.3	209.3	208.8	208.8	209.1	**209.7**
11	**Ruché MOODLEY**	**RSA**	KTM	208.4	208.4	208.0	208.0	207.6	207.9	**208.4**
9	**Freddie HEINRICH**	**GER**	KTM	208.0	206.1	204.1			206.1	**208.0**
69	**Marcos RUDA**	**SPA**	KTM	207.2	207.2	206.1	206.1	206.1	206.5	**207.2**
48	**Gabin PLANQUES**	**FRA**	KTM	206.1	206.1	206.1	206.1	205.7	206.0	**206.1**

DORNA DATA PROCESSING ,TIMING SERVICE DORNA DATA PROCESSING TIMING SERVICE DORNA DATA PROCESSING TIMING SERVICE DORNA DATA PROCESSING TIMING SERVICE DORNA DATA PROCESSING TIMING SERVICE DORNA DATA PROCESSING TIMING SERVICE DORNA DATA PROCESSING TIMING SERVICE DORNA DATA PROCCEESSS

Portimao, Friday, April 22, 2022

omo Internacional do A

Results and timing service provided by TISSOT

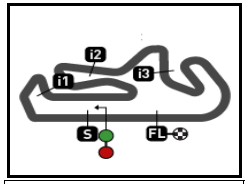

4592 m.

GRANDE PRÉMIO TISSOT DE PORTUGAL

Free Practice Nr. 2

Best Partial Times

RookiesCup

IT *Ideal Lap Time, sum of the best partial times* ***BT*** *Best Lap Time*

T1			T2		T3		T4	
Pos	Rider	Time	Rider	Time	Rider	Time	Rider	Time
1	C.O´GORMAN	27.572	C.O´GORMAN	41.554	C.O´GORMAN	19.712	C.O´GORMAN	41.438
2	M.QUILES	27.642	M.QUILES	41.644	H.VOIGHT	19.743	A.PIQUERAS	41.579
3	A.PIQUERAS	27.732	D.SHAHRIL	41.912	M.QUILES	19.821	M.QUILES	41.682
4	J.RUEDA	27.878	A.PIQUERAS	41.974	J.RUEDA	19.863	S.GÖRBE	41.727
5	F.FARIOLI	27.985	G.PLANQUES	42.017	A.PIQUERAS	19.878	J.RUEDA	41.731
6	D.SHAHRIL	28.041	L.LUNETTA	42.086	E.O'SHEA	19.888	D.SHAHRIL	41.747
7	T.BUASRI	28.099	E.O'SHEA	42.103	G.PLANQUES	19.898	L.LUNETTA	41.799
8	E.O'SHEA	28.139	F.FARIOLI	42.116	L.LUNETTA	20.007	T.BUASRI	41.979
9	L.LUNETTA	28.196	T.BUASRI	42.118	D.SHAHRIL	20.008	A.ADITAMA	42.071
10	H.VOIGHT	28.246	J.RUEDA	42.213	F.FARIOLI	20.016	G.PLANQUES	42.114
11	S.GÖRBE	28.320	S.GÖRBE	42.348	S.GÖRBE	20.025	H.VOIGHT	42.228
12	R.SALMELA	28.325	R.SALMELA	42.353	T.BUASRI	20.050	E.O'SHEA	42.343
13	A.ADITAMA	28.395	A.ADITAMA	42.355	A.ADITAMA	20.085	D.MIHAILA	42.468
14	G.PLANQUES	28.415	M.RUDA	42.375	G.MORENO	20.095	F.FARIOLI	42.502
15	J.ROULSTONE	28.434	H.VOIGHT	42.431	M.RUDA	20.178	C.VEIJER	42.565
16	L.LUCIANO	28.442	C.VEIJER	42.611	L.LUCIANO	20.274	L.LUCIANO	42.623
17	A.VENTURINI	28.495	L.LUCIANO	42.616	C.VEIJER	20.277	R.SALMELA	42.696
18	J.ROSENTHALE	28.584	R.MOODLEY	42.631	A.MIZERA	20.288	R.MOODLEY	42.779
19	A.MIZERA	28.661	G.MORENO	42.729	D.MIHAILA	20.302	G.MORENO	42.785
20	C.VEIJER	28.687	A.MIZERA	42.760	J.ROULSTONE	20.320	A.MIZERA	42.840
21	G.MORENO	28.702	D.MIHAILA	42.763	R.SALMELA	20.347	M.RUDA	42.845
22	M.RUDA	28.712	J.ROULSTONE	42.769	J.ROSENTHALE	20.377	A.VENTURINI	43.280
23	D.MIHAILA	28.756	J.ROSENTHALE	43.685	R.MOODLEY	20.650	J.ROSENTHALE	43.319
24	R.MOODLEY	28.868	F.HEINRICH	44.000	A.VENTURINI	20.935	J.ROULSTONE	43.459

Pos	Rider	IT	BT	
1	C.O´GORMAN	2'10.276	2'10.706	(1)
2	M.QUILES	2'10.789	2'10.996	(2)
3	A.PIQUERAS	2'11.163	2'11.386	(3)
4	J.RUEDA	2'11.685	2'11.984	(4)
5	D.SHAHRIL	2'11.708	2'12.118	(5)
6	L.LUNETTA	2'12.088	2'12.313	(6)
7	T.BUASRI	2'12.246	2'12.470	(8)
8	S.GÖRBE	2'12.420	2'13.270	(11)
9	G.PLANQUES	2'12.444	2'12.444	(7)
10	E.O'SHEA	2'12.473	2'12.643	(9)
11	F.FARIOLI	2'12.619	2'13.312	(12)
12	H.VOIGHT	2'12.648	2'12.648	(10)
13	A.ADITAMA	2'12.906	2'13.462	(13)
14	R.SALMELA	2'13.721	2'13.894	(14)
15	L.LUCIANO	2'13.955	2'14.251	(15)
16	M.RUDA	2'14.110	2'14.562	(17)
17	C.VEIJER	2'14.140	2'14.614	(18)
18	D.MIHAILA	2'14.289	2'14.402	(16)
19	G.MORENO	2'14.311	2'15.026	(20)
20	A.MIZERA	2'14.549	2'15.001	(19)
21	R.MOODLEY	2'14.928	2'15.132	(21)
22	J.ROULSTONE	2'14.982	2'15.742	(22)
23	J.ROSENTHAL	2'15.965	2'16.219	(23)
24	A.VENTURINI	2'16.711	2'17.446	(24)

DORNA DATA PROCESSING .TIMING SERVICE DORNA DATA PROCESSING TIMING SERVICE DORNA DATA PROCESSING TIMING SERVICE DORNA DATA PROCESSING TIMING SERVICE DORNA DATA PROCESSING TIMING SERVICE DORNA DATA PROCESSING TIMING SERVICE DORNA DATA PROCESSING TIMING SERVICE DORNA DATA PROCCESSS

omo Internacional do A

Results and timing service provided by TISSOT

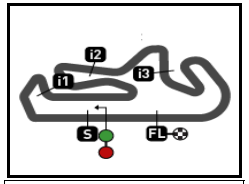

4592 m.

GRANDE PRÉMIO TISSOT DE PORTUGAL

Free Practice Nr. 2

Best Partial Times

RookiesCup

IT *Ideal Lap Time, sum of the best partial times* ***BT*** *Best Lap Time*

	T1		T2		T3		T4						
Pos	*Rider*	*Time*	*Rider*	*Time*	*Rider*	*Time*	*Rider*	*Time*	*Pos*	*Rider*	*IT*	*BT*	
25	F.HEINRICH	29.381	A.VENTURINI	44.001	F.HEINRICH	21.019	F.HEINRICH	44.110	25	**F.HEINRICH**	2'18.510	2'18.979	(25)

DORNA DATA PROCESSING .TIMING SERVICE DORNA DATA PROCESSING TIMING SERVICE DORNA DATA PROCESSING TIMING SERVICE DORNA DATA PROCESSING TIMING SERVICE DORNA DATA PROCESSING TIMING SERVICE DORNA DATA PROCESSING TIMING SERVICE DORNA DATA PROCESSING TIMING SERVICE DORNA DATA PROCCEESSS

omo Internacional do A

Results and timing service provided by TISSOT

RookiesCup

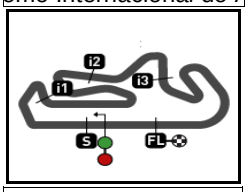

4592 m.

GRANDE PRÉMIO TISSOT DE PORTUGAL

Free Practice Nr. 2

Fastest Laps Sequence

Practice Time	Rider	Nation	Motorcycle	Time	Km/h	Rider's Lap
5'27.461	48 **Gabin PLANQUES**	FRA	KTM	**2'15.150**	122.3	2
5'27.699	58 **Luca LUNETTA**	ITA	KTM	**2'15.075**	122.3	2
5'30.944	67 **Casey O´GORMAN**	IRL	KTM	**2'14.539**	122.8	2
7'41.660	48 **Gabin PLANQUES**	FRA	KTM	**2'14.199**	123.1	3
7'44.329	67 **Casey O´GORMAN**	IRL	KTM	**2'13.385**	123.9	3
9'54.730	48 **Gabin PLANQUES**	FRA	KTM	**2'13.070**	124.2	4
9'55.513	67 **Casey O´GORMAN**	IRL	KTM	**2'11.184**	126.0	4
16'32.462	67 **Casey O´GORMAN**	IRL	KTM	**2'11.060**	126.1	7
20'55.000	67 **Casey O´GORMAN**	IRL	KTM	**2'10.900**	126.2	9
29'45.678	67 **Casey O´GORMAN**	IRL	KTM	**2'10.706**	126.4	13

DORNA DATA PROCESSING _TIMING SERVICE DORNA DATA PROCESSING TIMING SERVICE DORNA DATA PROCESSING TIMING SERVICE DORNA DATA PROCESSING TIMING SERVICE DORNA DATA PROCESSING TIMING SERVICE DORNA DATA PROCESSING TIMING SERVICE DORNA DATA PROCESSING TIMING SERVICE DORNA DATA PROCESSING TIMING SERVICE DORNA DATA PROCCEESSS

Portimao, Friday, April 22, 2022

omo Internacional do A

Results and timing service provided by TISSOT

RookiesCup

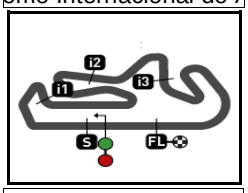

4592 m.

GRANDE PRÉMIO TISSOT DE PORTUGAL

Free Practice Nr. 2

Chronological Analysis of Performances

** Lap / Sector time cancelled* — ***T1*** *Time from finish line to 1st intermediate* — ***T3*** *Time from 2nd intermed. to 3rd intermed.*

P *Crossing the finish line in pit lane* — ***T2*** *Time from 1st intermed. to 2nd intermed.* — ***T4*** *Time from 3rd intermediate to finish line*

1st 67 Casey O´GORMAN — Red Bull MotoGP Roo IRL

Lap	Lap Time		T1	T2	T3	T4	Speed
1	3'16.405		16.959	45.054	21.338	42.573	
2	**2'14.539**		28.363	42.778	20.639	42.759	212.5
3	**2'13.385**		28.328	42.539	20.420	42.098	213.0
4	**2'11.184**		27.849	41.884	19.784	41.667	211.7
5	**2'13.785**		27.896	42.274	21.082	42.533	213.0
6	**2'12.104**		27.572	41.898	20.148	42.486	212.5
7	**2'11.060**		27.895	41.605	19.840	41.720	210.5
8	**2'11.638**		27.780	41.974	19.991	41.893	209.3
9	**2'10.900**		27.817	41.554	19.940	41.589	210.5
10	**2'16.929**		32.345	42.885	20.004	41.695	209.3
11	**2'11.588**		27.706	42.460	19.877	41.545	210.1
12	**2'11.455**		27.935	42.177	19.769	41.574	209.7
13	**2'10.706**		27.732	41.824	19.712	41.438	210.1
14	2'11.147	*	27.742	42.031*	19.871	41.503	210.9

2nd 28 Máximo QUILES — Red Bull MotoGP Roo SPA

Lap	Lap Time		T1	T2	T3	T4	Speed
1	3'32.614		18.389	54.267	21.176	44.474	
2	2'14.234	*	28.040	43.258*	20.317	42.619	214.2
3	**2'13.597**		28.337	42.794	20.142	42.324	214.7
4	**2'11.933**		27.730	42.009	19.993	42.201	212.1
5	**2'11.770**		27.967	41.964	19.859	41.980	212.1
6	**2'14.472**		28.358	43.337	20.089	42.688	214.2
7	2'13.370	*	27.946	43.172*	20.194	42.058	211.3
8	**2'11.433**		27.720	42.092	19.861	41.760	212.1
9	**2'11.396**		27.642	42.116	19.865	41.773	211.7
10	**2'10.996**		27.849	41.644	19.821	41.682	211.3
11	5'20.675	P			21.725	57.441	210.5

3rd 18 Angel PIQUERAS — Red Bull MotoGP Roo SPA

Lap	Lap Time		T1	T2	T3	T4	Speed
1	3'33.860		19.072	47.289	22.137	46.160	
2	2'18.552	*	29.523	44.519*	21.059	43.451	209.3
3	**2'13.814**		28.550	42.491	20.358	42.415	210.5
4	2'13.948	*	28.040	43.187*	20.297	42.424	210.9
5	**2'13.746**		28.260	42.501	20.219	42.766	211.7
6	**2'13.285**		28.219	42.637	20.195	42.234	211.7
7	2'13.415	*	28.228	42.608*	20.128	42.451	211.7
8	2'33.011	P	28.327	44.952	21.621	58.111	212.1
9	3'43.174		18.976	44.518	20.960	43.136	
10	**2'13.855**		28.383	42.573	20.515	42.384	209.3
11	**2'12.310**		28.128	42.296	19.938	41.948	208.8
12	**2'11.386**		27.955	41.974	19.878	41.579	210.1
13	2'32.747	P	27.732	45.687	21.623	57.705	210.5

4th 99 José RUEDA — Red Bull MotoGP Roo SPA

Lap	Lap Time		T1	T2	T3	T4	Speed
1	3'20.904		18.959	46.564	20.846	44.830	
2	**2'16.120**		29.186	43.544	20.102	43.288	209.3
3	**2'14.227**		28.460	42.768	20.294	42.705	210.5
4	**2'15.071**		29.484	42.803	20.140	42.644	212.5
5	**2'14.754**		28.437	42.632	20.450	43.235	210.1
6	**2'12.865**		28.409	42.641	19.949	41.866	212.1
7	2'13.158	*	28.218	42.572*	20.258	42.110	209.7
8	**2'12.917**		28.257	42.430	20.176	42.054	208.4
9	**2'15.629**		28.189	45.311	20.130	41.999	208.4
10	**2'11.984**		28.177	42.213	19.863	41.731	209.3
11	**2'12.180**		27.878	42.351	19.973	41.978	207.6
12	**2'12.629**		28.355	42.503	19.873	41.898	204.9
13	**2'12.160**		28.007	42.257	20.066	41.830	208.0

5th 57 Danial SHAHRIL — Red Bull MotoGP Roo MAL

Lap	Lap Time		T1	T2	T3	T4	Speed
1	3'40.486		19.858	46.546	21.037	44.140	
2	2'14.273	*	28.297	42.996*	20.651	42.329	208.0
3	**2'13.562**		28.114	43.029	20.487	41.932	210.1
4	2'57.434	P	28.124	1'02.004*	25.424	1'01.882	209.7
5	10'18.777		19.997	52.032	21.729	46.190	
6	**2'14.788**		28.790	43.089	20.610	42.299	207.6
7	2'13.377	*	28.44[illegible]*	42.704	20.196	42.028	208.0
8	**2'12.237**		28.041	42.155	20.008	42.033	208.0
9	**2'12.118**		28.370	41.912	20.089	41.747	211.3

6th 58 Luca LUNETTA — Red Bull MotoGP Roo ITA

Lap	Lap Time		T1	T2	T3	T4	Speed
1	3'12.624		18.031	45.088	21.149	43.563	
2	**2'15.075**		28.823	42.972	20.503	42.777	210.9
3	**2'14.751**		28.747	42.827	20.416	42.761	212.1
4	**2'13.163**		28.565	42.347	20.118	42.133	209.7
5	**2'12.313**		28.248	42.155	20.111	41.799	215.1
6	**2'13.689**		28.732	42.524	20.221	42.212	210.1
7	**2'12.523**		28.196	42.086	20.007	42.234	212.5
8	**2'13.581**		28.510	42.861	20.093	42.117	209.7
9	2'22.662	P	28.704	44.734	20.798	48.426	210.5

7th 48 Gabin PLANQUES — Red Bull MotoGP Roo FRA

Lap	Lap Time		T1	T2	T3	T4	Speed
1	3'12.311		18.035	44.454	21.135	43.517	
2	**2'15.150**		28.901	42.892	20.467	42.890	205.7
3	**2'14.199**		28.678	42.814	20.283	42.424	206.1
4	**2'13.070**		28.556	42.218	20.060	42.236	205.3

Fastest Lap: Freddie HEINRICH — Red Bull MotoGP Roo GER — **2'10.706** — 27.732 — 41.824 — 19.712 — 41.438

DORNA DATA PROCESSING -TIMING SERVICE DORNA DATA PROCESSING TIMING SERVICE DORNA DATA PROCESSING TIMING SERVICE DORNA DATA PROCESSING TIMING SERVICE DORNA DATA PROCESSING TIMING SERVICE DORNA DATA PROCESSING TIMING SERVICE DORNA DATA PROCESSING TIMING SERVICE DORNA DATA PROCCEESSS

Portimao, Friday, April 22, 2022

Lap	Lap Time		T1	T2	T3	T4	Speed
5	**2'13.166**		28.533	42.186	20.159	42.288	204.9
6	**2'13.591**		28.660	42.123	19.945	42.863	205.7
7	**2'12.923**		28.547	42.298	19.960	42.118	206.1
8	**2'12.444**		28.415	42.017	19.898	42.114	206.1
9	**2'12.910**		28.446	42.119	20.067	42.278	206.1
10	2'41.053	P	31.076	46.577	22.375	1'01.025	205.3
11	4'38.109		19.609	45.669	21.195	50.699	
12	**2'15.349**		29.112	42.988	20.721	42.528	201.8

8th 5 Tatchakorn BUASRI — Red Bull MotoGP Roo THA

Lap	Lap Time		T1	T2	T3	T4	Speed
1	3'31.894		19.339	44.359	21.561	44.441	
2	2'14.490	*	28.384	43.283*	20.327	42.496	210.1
3	**2'14.795**		28.404	42.863	20.815	42.713	210.9
4	**2'12.480**		28.287	42.118	20.096	41.979	211.7
5	**2'12.470**		28.099	42.258	20.050	42.063	210.1
6	**2'13.169**		28.181	42.334	20.506	42.148	212.5
7	2'36.777	P	33.251	44.194*	21.142	58.190	211.7

9th 8 Eddie O'SHEA — Red Bull MotoGP Roo GBR

Lap	Lap Time		T1	T2	T3	T4	Speed
1	3'18.998		17.591	45.110	20.922	44.174	
2	**2'14.629**		28.768	43.014	20.280	42.567	211.7
3	**2'13.769**		28.516	42.455	20.075	42.723	213.8
4	**2'13.323**		28.139	42.433	20.074	42.677	211.3
5	**2'12.853**		28.272	42.272	19.966	42.343	209.3
6	**2'12.643**		28.217	42.103	19.888	42.435	208.8
7	3'23.812	P	28.187	L'31.543	24.113	59.969	208.8
8	11'28.994		18.839	48.772	21.776	45.025	
9	2'18.352	*	29.292	44.177*	21.071	43.812	207.2

10th 29 Harrison VOIGHT — Red Bull MotoGP Roo AUS

Lap	Lap Time		T1	T2	T3	T4	Speed
1	3'19.992		18.099	46.324	21.781	44.668	
2	**2'15.817**		29.108	43.315	20.285	43.109	209.7
3	**2'15.178**		28.388	42.930	20.532	43.328	212.5
4	**2'15.620**		29.627	43.195	20.037	42.761	210.9
5	**2'14.034**		28.457	42.666	20.063	42.848	208.0
6	**2'12.648**		28.246	42.431	19.743	42.228	206.1
7	2'40.070	P	28.313	53.383*	23.678	54.696	206.1

11th 42 Soma GÖRBE — Red Bull MotoGP Roo HUN

Lap	Lap Time		T1	T2	T3	T4	Speed
1	3'17.828		17.539	46.130	21.764	43.799	
2	**2'16.282**		29.444	44.324	20.406	42.108	208.0
3	**2'15.708**		28.496	43.521	20.560	43.131	212.5
4	**2'13.270**		28.427	42.348	20.025	42.470	207.6
5	**2'17.587**		28.456	45.475	20.601	43.055	208.8
6	**2'13.537**		28.881	42.898	20.031	41.727	205.7
7	2'25.780	P	28.331	42.683*	20.242	54.524	209.3
8	3'38.280		17.046	46.430	21.462	43.321	
9	**2'14.715**		28.583	43.463	20.203	42.466	205.3
10	**2'14.983**		28.370	43.850	20.319	42.444	205.7
11	2'28.693	P	28.320	43.858	21.117	55.398	204.1
12	3'39.361		16.777	44.799	20.674	42.905	

12th 77 Filippo FARIOLI — Red Bull MotoGP Roo ITA

Lap	Lap Time		T1	T2	T3	T4	Speed
1	3'27.669		18.258	45.085	21.670	45.805	
2	**2'16.198**		28.945	43.485	20.593	43.175	206.5
3	**2'16.485**		28.442	43.359	20.443	44.241	207.6
4	**2'14.994**		28.475	42.631	20.547	43.341	206.5
5	**2'13.730**		28.183	42.708	20.076	42.763	208.0
6	**2'14.747**		27.985	43.407	20.422	42.933	207.2
7	2'14.668	*	28.423	43.128*	20.443	42.674	207.6
8	**2'18.148**		28.917	42.995	20.393	45.843	210.5
9	**2'13.312**		28.188	42.601	20.016	42.507	207.6
10	**2'17.454**		28.186	42.581	20.575	46.112	209.3
11	2'13.023	*	28.32*	42.116	20.082	42.502	206.1
12	**2'13.925**		28.456	42.287	20.301	42.881	210.9
13	**2'13.505**		28.111	42.379	20.264	42.751	207.6

13th 93 Arbi ADITAMA — Red Bull MotoGP Roo INA

Lap	Lap Time		T1	T2	T3	T4	Speed
1	3'24.791		18.676	45.582	21.533	44.498	
2	**2'16.474**		29.082	43.746	20.771	42.875	210.5
3	**2'14.865**		28.749	43.114	20.278	42.724	208.8
4	**2'13.812**		28.426	42.582	20.297	42.507	209.7
5	**2'14.409**		28.730	42.764	20.331	42.584	210.5
6	**2'17.527**		28.943	45.440	20.523	42.621	213.4
7	2'14.230	*	28.395	42.943*	20.463	42.429	211.3
8	**2'13.462**		28.408	42.898	20.085	42.071	211.3
9	**2'14.612**		28.663	42.613	20.543	42.793	210.1
10	**2'13.544**		28.424	42.490	20.108	42.522	206.8
11	2'13.261	*	28.43*	42.355	20.227	42.243	207.6
12	**2'13.671**		28.543	42.727	20.317	42.084	206.1
	unfinished		29.294	42.370	20.310		206.8

14th 27 Rico SALMELA — Red Bull MotoGP Roo FIN

Lap	Lap Time		T1	T2	T3	T4	Speed
1	3'33.993		18.027	47.504	22.385	45.580	
2	2'19.507	*	30.211	44.325*	21.321	43.650	205.7
3	**2'16.849**		29.152	43.087	21.004	43.606	212.1
4	2'16.773	*	29.199	43.051*	21.003	43.520	210.1
5	**2'15.470**		28.858	42.943	20.581	43.088	210.1
6	**2'14.820**		28.620	42.672	20.687	42.841	211.3
7	2'14.637	*	28.534	42.821*	20.586	42.696	210.9
8	**2'13.894**		28.472	42.353	20.352	42.717	210.9
9	**2'14.519**		28.325	42.497	20.347	43.350	209.7
10	2'35.623	P	30.284	44.513	21.561	59.265	203.7
11	4'25.171		17.680	45.303	21.318	44.534	
12	2'16.286	*	29.161	43.223	20.732	43.170*	208.4

15th 81 Lorenz LUCIANO — Red Bull MotoGP Roo BEL

Lap	Lap Time		T1	T2	T3	T4	Speed
1	3'20.948		18.269	46.045	21.061	44.547	
2	**2'15.433**		28.774	43.033	20.426	43.200	211.3
3	**2'15.072**		28.505	43.156	20.649	42.762	213.8
4	**2'16.836**		29.477	43.537	20.902	42.920	213.8
5	**2'14.403**		28.445	42.715	20.482	42.761	211.7
6	**2'15.974**		28.727	43.970	20.388	42.889	210.9
7	2'14.663	*	28.442	43.221*	20.377	42.623	209.7

Fastest Lap: Freddie HEINRICH Red Bull MotoGP Roo GER **2'10.706** 27.732 41.824 19.712 41.438

DORNA DATA PROCESSING -TIMING SERVICE DORNA DATA PROCESSING TIMING SERVICE DORNA DATA PROCESSING TIMING SERVICE DORNA DATA PROCESSING TIMING SERVICE DORNA DATA PROCESSING TIMING SERVICE DORNA DATA PROCESSING TIMING SERVICE DORNA DATA PROCESSING TIMING SERVICE DORNA DATA PROCCEESSS

Lap	Lap Time		T1	T2	T3	T4	Speed
8	**2'14.333**		28.470	42.764	20.365	42.734	209.3
9	**2'14.266**		28.463	42.839	20.274	42.690	209.3
10	**2'14.251**		28.545	42.616	20.338	42.752	209.3
11	2'33.485	P	28.74*	46.429	21.011	57.305	207.6
12	4'11.088		16.337	44.152	23.659	43.831	

16th 21 Demis MIHAILA — Red Bull MotoGP Roo ITA

1	3'15.501		18.281	45.476	21.607	44.424	
2	**2'17.523**		29.254	43.780	20.950	43.539	207.2
3	**2'17.004**		29.347	43.622	20.566	43.469	208.8
4	**2'16.539**		29.187	43.257	20.665	43.430	208.8
5	**2'16.128**		29.233	43.204	20.541	43.150	209.7
6	**2'17.309**		29.247	43.807	21.101	43.154	208.8
7	2'16.126	*	29.058	43.660*	20.599	42.809	208.8
8	**2'15.563**		28.935	43.203	20.551	42.874	208.4
9	**2'16.228**		28.844	43.437	20.818	43.129	209.3
10	**2'15.533**		28.960	43.253	20.640	42.680	207.6
11	2'16.721	*	29.52*	43.183	20.775	43.242	208.0
12	**2'15.317**		29.379	43.021	20.449	42.468	206.5
13	**2'14.402**		28.756	42.763	20.302	42.581	209.3

17th 69 Marcos RUDA — Red Bull MotoGP Roo SPA

	unfinished		16.998	44.863	21.548		
1	**2'06.023**		16.956	44.527	20.840	43.700	
2	**2'14.562**		29.079	42.460	20.178	42.845	206.1
3	**2'16.426**		28.793	43.398	20.544	43.691	207.2
4	2'15.447	*	29.37*	42.867	20.334	42.874	206.1
5	**2'14.892**		28.880	42.581	20.383	43.048	206.1
6	2'14.527	*	28.712	42.375	20.402	43.038*	207.2

18th 95 Collin VEIJER — Red Bull MotoGP Roo NED

1	3'20.222		17.031	45.255	20.682	44.672	
2	**2'14.874**		28.687	43.021	20.453	42.713	213.8
3	**2'15.825**		28.888	43.041	20.552	43.344	211.7
4	**2'17.886**		29.395	44.059	21.175	43.257	211.7
5	**2'14.614**		29.161	42.611	20.277	42.565	211.7
6	**2'17.033**		29.458	43.414	20.701	43.460	213.8
7	2'17.665	*	29.303	44.674*	20.476	43.212	213.0
8	**2'15.089**		29.036	42.853	20.354	42.846	210.1
9	**2'15.003**		28.889	42.646	20.528	42.940	210.9
10	**2'15.746**		29.046	43.204	20.578	42.918	210.9
11	2'31.519	P	29.75*	43.600	20.908	57.254	210.9
12	4'02.042		17.357	45.039	21.883	46.835	

19th 2 Amaury MIZERA — Red Bull MotoGP Roo FRA

1	3'10.641		16.908	44.751	21.355	44.071	
2	**2'20.927**		29.375	45.621	21.459	44.472	208.8
3	**2'15.751**		29.072	43.149	20.602	42.928	210.9
4	**2'15.198**		28.915	42.807	20.636	42.840	210.5
5	**2'19.607**		28.984	44.891	21.216	44.516	209.3
6	**2'16.441**		29.120	43.584	20.490	43.247	209.3
7	2'15.943	*	29.133	43.458*	20.288	43.064	208.4

Lap	Lap Time		T1	T2	T3	T4	Speed
8	**2'15.001**		28.661	42.996	20.424	42.920	208.0
9	**2'16.719**		29.167	42.969	20.890	43.693	210.5
10	**2'16.722**		29.855	43.588	20.317	42.962	208.0
11	2'16.870	*	29.38*	43.190	20.785	43.509	208.0
12	**2'15.598**		29.411	42.760	20.347	43.080	207.2
13	**2'16.269**		29.292	43.115	20.690	43.172	208.0

20th 10 Guillermo MORENO — Red Bull MotoGP Roo MEX

1	3'19.144		18.175	46.399	21.452	44.635	
2	**2'16.443**		29.122	43.483	20.619	43.219	214.2
3	**2'15.663**		28.702	43.318	20.501	43.142	211.3
4	**2'16.844**		29.643	43.829	20.534	42.838	210.9
5	**2'15.026**		29.141	42.729	20.235	42.921	208.4
6	**2'16.276**		29.221	43.694	20.361	43.000	210.9
7	2'15.412	*	29.022	43.286*	20.095	43.009	210.1
8	**2'15.773**		28.963	43.151	20.363	43.296	209.7
9	**2'15.842**		28.901	42.991	20.540	43.410	208.8
10	**2'15.467**		29.243	42.998	20.362	42.864	211.3
11	2'16.364	*	29.16*	43.468	20.287	43.448	208.8
12	**2'19.556**		31.906	44.023	20.464	43.163	203.0
13	**2'16.080**		29.468	43.232	20.595	42.785	208.4

21st 11 Ruché MOODLEY — Red Bull MotoGP Roo RSA

1	3'09.441		16.851	45.358	21.613	44.787	
2	**2'18.731**		29.710	44.463	20.818	43.740	206.8
3	**2'16.798**		29.049	43.119	20.781	43.849	208.4
4	**2'18.638**		29.286	44.509	21.222	43.621	207.2
5	**2'17.033**		29.295	43.254	20.994	43.490	207.6
6	**2'16.207**		29.463	43.059	20.810	42.875	205.3
7	2'16.470	*	29.170	43.256*	21.172	42.872	208.0
8	**2'15.132**		29.072	42.631	20.650	42.779	207.6
9	**2'17.270**		28.868	43.346	21.385	43.671	207.6
10	**2'16.098**		29.059	42.950	20.931	43.158	206.5
11	2'18.392	*	29.68*	43.723	21.349	43.632	208.4
12	**2'17.516**		29.684	43.410	20.774	43.648	204.1
13	**2'17.351**		29.181	43.401	21.319	43.450	208.0

22nd 12 Jacob ROULSTONE — Red Bull MotoGP Roo AUS

1	3'27.671		18.732	45.776	21.494	44.911	
2	**2'17.757**		29.300	44.051	20.774	43.632	208.8
3	**2'16.889**		29.047	43.057	20.681	44.104	209.7
4	**2'16.083**		28.434	43.247	20.698	43.704	210.9
5	**2'15.742**		28.944	42.769	20.561	43.468	208.4
6	**2'16.173**		28.750	43.248	20.716	43.459	213.0
7	2'17.889	*	28.967	43.993*	20.648	44.281	209.3
8	**2'16.220**		28.828	43.045	20.423	43.924	208.0
9	**2'16.025**		28.571	43.018	20.606	43.830	208.4
10	**2'19.799**		28.912	45.340	20.982	44.565	207.2
11	2'18.391	*	29.18*	43.861	20.953	44.390	206.1
12	**2'16.216**		28.884	43.303	20.320	43.709	206.1
13	2'32.109	P	29.290	43.151	20.577	59.091	206.5

Fastest Lap:	Freddie HEINRICH	Red Bull MotoGP Roo	GER	**2'10.706**	27.732	41.824	19.712	41.438

DORNA DATA PROCESSING -TIMING SERVICE DORNA DATA PROCESSING TIMING SERVICE DORNA DATA PROCESSING TIMING SERVICE DORNA DATA PROCESSING TIMING SERVICE DORNA DATA PROCESSING TIMING SERVICE DORNA DATA PROCESSING TIMING SERVICE DORNA DATA PROCESSING TIMING SERVICE DORNA DATA PROCCEESSS

Free Practice Nr. 2

RookiesCup

Lap	Lap Time	T1	T2	T3	T4	Speed	Lap	Lap Time	T1	T2	T3	T4	Speed

23rd 78 Jakob ROSENTHAL — Red Bull MotoGP Roo AUT

1	3'21.310	18.815	45.251	21.008	45.937	
	unfinished	29.109				212.5
	unfinished	29.109				212.5
2	**2'12.969**	18.719	47.363	21.627	45.260	
3	**2'19.435**	29.539	44.813	21.050	44.033	204.9
4	**2'16.219**	28.838	43.685	20.377	43.319	206.5
	unfinished	28.584				206.8
	unfinished	28.584				206.8

24th 55 Alex VENTURINI — Red Bull MotoGP Roo ITA

1	3'17.837	17.683	45.721	21.712	43.680	
	unfinished	28.495				210.5
2	**2'09.988**	18.526	46.036	21.300	44.126	
3	**2'17.446**	29.230	44.001	20.935	43.280	207.6

25th 9 Freddie HEINRICH — Red Bull MotoGP Roo GER

1	3'22.051	17.433	46.085	21.019	44.998	
2	**2'19.401**	29.942	44.278	21.071	44.110	208.0
3	**2'18.979**	29.634	44.000	21.105	44.240	206.1
	unfinished	29.381				204.1

Fastest Lap:	Freddie HEINRICH	Red Bull MotoGP Roo	GER	**2'10.706**	27.732	41.824	19.712	41.438

DORNA DATA PROCESSING ,TIMING SERVICE DORNA DATA PROCESSING TIMING SERVICE DORNA DATA PROCESSING TIMING SERVICE DORNA DATA PROCESSING TIMING SERVICE DORNA DATA PROCESSING TIMING SERVICE DORNA DATA PROCESSING TIMING SERVICE DORNA DATA PROCESSING TIMING SERVICE DORNA DATA PROCCEESSS

omo Internacional do A

Results and timing service provided by TISSOT

RookiesCup

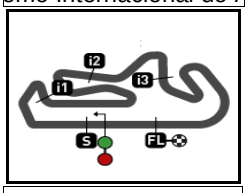

4592 m.

GRANDE PRÉMIO TISSOT DE PORTUGAL

Free Practice Nr. 2

Combined Free Practice Times

		Rider	Nation	Team	MOTORCYCLE	FP1		FP2		Gap	
1	67	C.O´GORMAN	IRL	Red Bull MotoGP Rookies Cup	KTM	**2'10.607**	8	2'10.706	13		
2	28	M.QUILES	SPA	Red Bull MotoGP Rookies Cup	KTM	2'14.576	6	**2'10.996**	10	0.389	0.389
3	18	A.PIQUERAS	SPA	Red Bull MotoGP Rookies Cup	KTM	2'12.199	7	**2'11.386**	12	0.779	0.390
4	99	J.RUEDA	SPA	Red Bull MotoGP Rookies Cup	KTM	2'20.686	2	**2'11.984**	10	1.377	0.598
5	57	D.SHAHRIL	MAL	Red Bull MotoGP Rookies Cup	KTM	2'12.571	8	**2'12.118**	9	1.511	0.134
6	69	M.RUDA	SPA	Red Bull MotoGP Rookies Cup	KTM	**2'12.274**	7	2'14.562	2	1.667	0.156
7	58	L.LUNETTA	ITA	Red Bull MotoGP Rookies Cup	KTM	2'16.149	8	**2'12.313**	5	1.706	0.039
8	48	G.PLANQUES	FRA	Red Bull MotoGP Rookies Cup	KTM	2'15.749	8	**2'12.444**	8	1.837	0.131
9	5	T.BUASRI	THA	Red Bull MotoGP Rookies Cup	KTM	2'13.565	7	**2'12.470**	5	1.863	0.026
10	8	E.O'SHEA	GBR	Red Bull MotoGP Rookies Cup	KTM	2'14.607	7	**2'12.643**	6	2.036	0.173
11	29	H.VOIGHT	AUS	Red Bull MotoGP Rookies Cup	KTM	2'23.238	2	**2'12.648**	6	2.041	0.005
12	42	S.GÖRBE	HUN	Red Bull MotoGP Rookies Cup	KTM	2'15.539	7	**2'13.270**	4	2.663	0.622
13	77	F.FARIOLI	ITA	Red Bull MotoGP Rookies Cup	KTM	2'14.273	8	**2'13.312**	9	2.705	0.042
14	93	A.ADITAMA	INA	Red Bull MotoGP Rookies Cup	KTM	2'16.172	8	**2'13.462**	8	2.855	0.150
15	27	R.SALMELA	FIN	Red Bull MotoGP Rookies Cup	KTM	2'17.818	7	**2'13.894**	8	3.287	0.432
16	78	J.ROSENTHALER	AUT	Red Bull MotoGP Rookies Cup	KTM	**2'13.961**	7	2'16.219	4	3.354	0.067
17	81	L.LUCIANO	BEL	Red Bull MotoGP Rookies Cup	KTM	2'14.468	8	**2'14.251**	10	3.644	0.290
18	21	D.MIHAILA	ITA	Red Bull MotoGP Rookies Cup	KTM	2'16.027	8	**2'14.402**	13	3.795	0.151
19	95	C.VEIJER	NED	Red Bull MotoGP Rookies Cup	KTM	2'18.970	7	**2'14.614**	5	4.007	0.212
20	2	A.MIZERA	FRA	Red Bull MotoGP Rookies Cup	KTM	2'19.556	7	**2'15.001**	8	4.394	0.387
21	10	G.MORENO	MEX	Red Bull MotoGP Rookies Cup	KTM	2'18.874	8	**2'15.026**	5	4.419	0.025
22	11	R.MOODLEY	RSA	Red Bull MotoGP Rookies Cup	KTM	2'17.517	8	**2'15.132**	8	4.525	0.106
23	12	J.ROULSTONE	AUS	Red Bull MotoGP Rookies Cup	KTM	2'17.313	6	**2'15.742**	5	5.135	0.610
24	55	A.VENTURINI	ITA	Red Bull MotoGP Rookies Cup	KTM	**2'16.162**	7	2'17.446	3	5.555	0.420
25	9	F.HEINRICH	GER	Red Bull MotoGP Rookies Cup	KTM	**2'18.245**	7	2'18.979	3	7.638	2.083

Pole Position Record:	2021	**Diogo MOREIRA**	**1'51.561**	148.1 Km/h
Best Race Lap:	2021	**Marcos URIARTE**	**1'50.852**	149.1 Km/h
All Time Lap Record:	2021	**Marcos URIARTE**	**1'50.852**	149.1 Km/h

The results are provisional until the end of the limit for protest and appeals.

Time limit for protest expires 60' after publication of the results - ..... Time: .....

DORNA DATA PROCESSING .TIMING SERVICE DORNA DATA PROCESSING TIMING SERVICE DORNA DATA PROCESSING TIMING SERVICE DORNA DATA PROCESSING TIMING SERVICE DORNA DATA PROCESSING TIMING SERVICE DORNA DATA PROCESSING TIMING SERVICE DORNA DATA PROCESSING TIMING SERVICE DORNA DATA PROCCEESSS

Portimao, Friday, April 22, 2022