


4592 m.

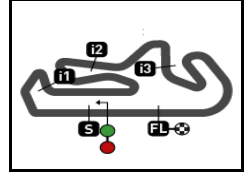
Rookies Cup

GRANDE PRÉMIO TISSOT DE PORTUGAL

Qualifying Practice

Fastest Laps Sequence

<i>Practice Time</i>	 <i>Rider</i>	<i>Nation</i>	<i>Motorcycle</i>	<i>Time</i>	<i>Km/h</i>	<i>Rider's Lap</i>
4'48.072	67 Casey O´GORMAN	IRL	KTM	2'11.934	125.2	2
9'13.856	29 Harrison VOIGHT	AUS	KTM	2'11.899	125.3	4
11'25.273	29 Harrison VOIGHT	AUS	KTM	2'11.417	125.7	5
11'59.304	18 Angel PIQUERAS	SPA	KTM	2'10.381	126.7	5



4592 m.

GRANDE PRÉMIO TISSOT DE PORTUGAL

Qualifying Practice

Chronological Analysis of Performances

RookiesCup

* Lap / Sector time cancelled **T1** Time from finish line to 1st intermediate **T3** Time from 2nd intermed. to 3rd intermed.
P Crossing the finish line in pit lane **T2** Time from 1st intermed. to 2nd intermed. **T4** Time from 3rd intermediate to finish line

Lap	Lap Time	T1	T2	T3	T4	Speed	Lap	Lap Time	T1	T2	T3	T4	Speed	
1st	18	Angel PIQUERAS Red Bull MotoGP Roo SPA						5th	67	Casey O'GORMAN Red Bull MotoGP Roo IRL				
1	3'05.762	18.377	47.332	21.853	46.928		1	2'36.138	16.369	44.419	20.582	42.412		
2	2'14.409 *	29.023	42.863*	20.536	41.987	210.1	2	2'11.934	28.126	42.171	19.927	41.710	212.1	
3	2'12.633 *	28.364	41.996*	20.191*	42.082*	205.7	unfinished		28.244	41.560			205.3	
4	2'16.119 *	28.231	42.437*	20.615	44.836	204.5								
5	2'10.381	27.972	41.390	19.862	41.157	205.7	6th	69	Marcos RUDA Red Bull MotoGP Roo SPA					
6	2'22.557 *	29.547	44.235*	20.669	48.106	213.0	1	2'38.061	16.645	44.655	20.777	43.262		
7	2'34.874 P	28.140	44.111	22.283*	1'00.340	204.9	2	2'13.672	28.683	42.668	20.033	42.288	211.3	
2nd	28	Máximo QUILES Red Bull MotoGP Roo SPA						3	2'13.945	28.456	42.216	20.349	42.924	206.8
1	2'58.517	18.067	44.109	20.613	49.751		4	2'13.334 *	28.723	42.009*	20.086	42.516	201.8	
2	2'14.360 *	28.046	42.722*	20.672	42.920	213.4	5	2'12.425	28.434	41.784	19.880	42.327	203.0	
3	2'14.491 *	28.360	42.078*	20.592*	43.461*	206.8	6	2'11.957	28.374	41.705	19.785	42.093	204.5	
4	2'14.676 *	28.796	42.352*	20.248	43.280	204.9	7	2'13.380	28.574	41.879	20.159	42.768	203.0	
5	2'12.392	28.157	42.400	19.750	42.085	208.8	8	2'12.986	28.674	41.774	20.069	42.469	203.7	
6	2'13.457 *	28.026	42.434*	20.005	42.992	210.1	9	2'13.917	28.917	42.190	20.149	42.661	200.7	
7	2'11.198	27.764	41.668	19.723	42.043	208.8	10	2'36.420 P	32.438	44.317	21.037	58.628	202.2	
8	2'11.276	27.925	41.684	19.881	41.786	206.5								
9	2'11.874	28.083	41.719	19.841	42.231	204.9	7th	48	Gabin PLANQUES Red Bull MotoGP Roo FRA					
10	2'32.518 P	28.703	46.444	21.130	56.241	207.2	1	2'39.114	16.576	44.583	20.663	42.746		
3rd	29	Harrison VOIGHT Red Bull MotoGP Roo AUS						2	2'12.949	28.551	42.609	19.881	41.908	208.8
1	2'36.701	16.293	44.543	20.360	42.631		3	2'13.347	28.325	42.203	19.983	42.836	204.9	
2	2'12.619	28.236	42.467	19.747	42.169	208.4	4	2'13.961 *	29.186	42.344*	19.964	42.467	192.8	
3	2'12.637	28.103	41.787	19.830	42.917	200.3	5	2'12.400	28.455	41.737	19.777	42.431	201.4	
4	2'11.899	28.464	41.724	19.696	42.015	195.2	6	2'12.056	28.436	41.821	19.912	41.887	202.6	
5	2'11.417	28.387	41.721	19.549	41.760	201.8	7	2'13.450	28.579	42.236	20.234	42.401	201.8	
unfinished		28.238				203.0	8	2'41.258 P	31.298	47.065	22.473	1'00.422	201.1	
6	2'26.887 P	18.205	46.453	21.698	1'00.531		9	4'14.097 P	18.912	51.350	23.561	1'01.890		
4th	42	Soma GÖRBE Red Bull MotoGP Roo HUN						8th	5	Tatchakorn BUASRI Red Bull MotoGP Roo THA				
1	2'45.203	18.012	46.645	22.061	44.445		1	2'52.835	17.184	45.619	21.019	45.935		
2	2'17.094	29.454	43.582	20.719	43.339	209.7	2	2'13.624 *	28.452	42.716*	20.290	42.166	210.5	
3	2'16.189 *	29.441	42.491*	20.248*	44.009*	208.4	3	2'30.069 P	28.220	42.474*	20.974*	58.401	206.1	
4	2'22.568	29.358	42.923	21.348	48.939	203.0	4	2'49.939 *	16.031	45.033*	20.397	43.210		
5	2'12.628	28.772	42.352	19.630	41.874	201.8	5	2'13.126 *	28.033	42.352*	19.933	42.808	204.5	
6	2'14.050 *	28.398	42.399*	20.270	42.983	205.7	6	2'12.839	27.998	42.136	19.944	42.761	205.7	
7	2'11.793	28.162	41.668	19.706	42.257	201.8	7	2'17.498	28.210	44.937	20.895	43.456	204.5	
8	3'03.590 P	28.293	1'15.808	21.616	57.873	209.7	8	2'40.473 P	28.313	48.156	21.410	1'02.594	204.5	
9	3'35.839 P	17.744	46.297*	20.821	56.325		9	4'14.538	16.989	44.736	21.535	45.255		
							10	2'15.857	28.808	42.935	20.632	43.482	204.1	

Fastest Lap:	Angel PIQUERAS	Red Bull MotoGP Roo SPA	2'10.381	27.972	41.390	19.862	41.157
---------------------	----------------	-------------------------	-----------------	--------	--------	--------	--------

DORNA DATA PROCESSING TIMING SERVICE DORNA DATA PROCESSING TIMING SERVICE DORNA DATA PROCESSING TIMING SERVICE DORNA DATA PROCESSING TIMING SERVICE DORNA DATA PROCESSING TIMING SERVICE DORNA DATA PROCESSING TIMING SERVICE DORNA DATA PROCCEESSS

Qualifying Practice

RookiesCup

Lap	Lap Time	T1	T2	T3	T4	Speed	Lap	Lap Time	T1	T2	T3	T4	Speed
9th	27	Rico SALMELA Red Bull MotoGP Roo FIN					3	2'13.232	28.161	41.778	19.872	43.421	202.6
							4	5'56.638 *	28.188	1'20.587*	23.208	44.655	200.7
1	2'55.803	17.085	44.792	21.461	45.000		5	2'15.977	29.499	43.474	20.353	42.651	196.3
2	2'16.737 *	28.627	43.918*	21.310	42.882	213.0	6	2'15.033	29.069	43.192	20.146	42.626	199.2
3	2'15.669 *	28.816	42.554*	20.574*	43.725*	205.3	7	2'14.150	28.808	42.778	20.036	42.528	197.0
4	2'16.241 *	29.019	43.151*	20.641	43.430	203.0	8	2'14.857	28.567	42.812	20.403	43.075	197.4
5	2'13.223	28.711	41.997	20.087	42.428	210.1	9	2'36.805 P	30.216	45.180	22.396	59.013	194.5
6	2'12.866	28.411	42.069	19.982	42.404	207.6							
7	2'13.675	28.262	42.221	20.343	42.849	206.1							
8	2'34.150 P	29.353	44.977	21.284	58.536	206.1							
10th	8	Eddie O'SHEA Red Bull MotoGP Roo GBR											
1	2'45.757	17.510	45.992	21.154	43.932								
2	2'16.249	29.261	43.320	20.522	43.146	213.8							
3	2'16.270 *	28.794	42.648*	20.579*	44.249*	206.1							
4	2'21.096	29.061	42.699	22.594	46.742	201.4							
5	2'13.733	28.894	42.187	20.039	42.613	208.8							
6	2'13.332 *	28.334	42.549*	20.086	42.363	211.7							
7	2'12.972	28.339	41.992	20.057	42.584	206.5							
8	2'12.932	28.039	42.297	19.996	42.600	209.7							
9	2'15.297	28.454	43.011	20.589	43.243	204.5							
10	2'15.245	28.353	43.120	20.400	43.372	206.8							
11	2'46.093 P	37.072	46.642	21.906	1'00.473	202.6							
11th	77	Filippo FARIOLI Red Bull MotoGP Roo ITA											
1	2'53.315	17.676	45.346	21.002	46.107								
2	2'15.281 *	28.407	43.101*	20.558	43.215	210.5							
3	2'15.119 *	28.629	42.819*	20.271*	43.400*	202.6							
4	2'19.346 *	28.084	42.463*	20.205	48.594	202.2							
5	2'13.085	28.021	42.458	19.848	42.758	204.1							
6	2'33.210	42.398	46.109	20.484	44.219	204.5							
7	2'15.272 *	29.158	42.874	20.442*	42.798*	194.9							
8	2'14.480	28.996	42.227	20.140	43.117	196.7							
9	2'13.124	28.551	42.062	19.974	42.537	196.3							
10	2'36.617 P	28.936	44.079	22.986	1'00.616	196.3							
16th	58	Luca LUNETTA Red Bull MotoGP Roo ITA											
1	2'37.505	17.165	45.191	20.873	42.875								
2	2'13.599	28.664	42.693	20.118	42.124	212.5							
	unfinished	28.562	42.004	20.060		205.3							
3	2'08.406	17.810	44.908	21.157	44.531								
4	2'17.998	29.426	43.514	20.854	44.204	203.3							
5	2'17.766	29.092	43.344	21.151	44.179	201.4							
6	2'21.493 *	28.927	46.706*	21.211	44.649	203.3							
17th	21	Demis MIHAILA Red Bull MotoGP Roo ITA											
1	2'47.106	18.111	47.120	21.492	44.392								
2	2'16.948	29.302	43.829	20.604	43.213	208.4							
3	2'16.534 *	29.047	43.046*	21.002*	43.439*	202.2							
4	2'18.355 *	28.712	43.498*	21.324	44.821	201.4							
5	2'13.771	28.954	42.116	20.231	42.470	204.1							
6	2'15.630 *	28.950	42.670*	20.199	43.811	204.9							
7	2'13.857	28.660	42.232	20.327	42.638	205.7							
8	2'14.342	28.828	42.432	20.354	42.728	204.1							
9	2'14.759	28.819	42.566	20.520	42.854	200.3							

Fastest Lap:	Angeł PIQUERAS	Red Bull MotoGP Roo SPA	2'10.381	27.972	41.390	19.862	41.157
---------------------	----------------	-------------------------	-----------------	--------	--------	--------	--------



Qualifying Practice

RookiesCup

Lap	Lap Time	T1	T2	T3	T4	Speed	Lap	Lap Time	T1	T2	T3	T4	Speed
10	2'39.391 P	31.655	45.683	21.931	1'00.122	201.1	7	2'30.519 P	29.552	42.589	20.981*	57.397	201.4
18th 2 Amaury MIZERA Red Bull MotoGP Roo FRA							23rd 9 Freddie HEINRICH Red Bull MotoGP Roo GER						
1	2'48.900	18.463	46.572	21.827	45.287		1	2'49.637	17.769	45.825	21.421	45.683	
2	2'18.813*	29.847	44.181*	20.967	43.818	212.1	2	2'19.338	29.787	44.398	21.112	44.041	202.6
3	2'18.811*	29.031	43.515*	20.745*	45.520*	204.5	3	2'19.457*	29.772	43.960*	21.400*	44.325*	201.4
4	2'17.724	29.959	43.689	20.648	43.428	198.1	4	2'20.489*	29.958	44.087*	21.267	45.177	200.0
5	2'14.807	29.156	42.524	20.458	42.669	204.5	5	2'19.728*	31.007	44.105*	21.041	43.575	184.3
6	2'15.395*	29.127	42.856*	20.363	43.049	206.1	6	2'20.735*	30.475	45.879*	20.347	44.034	201.8
7	2'13.861	28.583	42.043	20.550	42.685	204.1	7	2'17.840*	29.745	43.083	20.943*	44.069*	197.0
8	2'30.240 P	28.770	43.403*	20.758	57.309	205.7	8	2'35.480 P	30.196	45.239*	21.368	58.677	198.5
9	4'09.693	22.044	46.448	22.185	45.532		9	4'29.344 P	19.651	45.886	22.252	1'00.122	
10	2'40.680 P	31.822	47.036	22.151	59.671	203.7							

Lap	Lap Time	T1	T2	T3	T4	Speed
19th 78 Jakob ROSENTHAL Red Bull MotoGP Roo AUT						
1	2'48.157	17.746	45.974	21.637	44.357	
2	2'16.464	28.903	43.730	20.561	43.270	210.1
3	2'15.537*	29.104	42.864*	20.474*	43.095*	203.0
4	2'16.421	28.489	42.814	21.165	43.953	204.9
5	2'14.072	28.720	42.701	20.034	42.617	199.2
6	2'13.643*	28.304	42.686*	20.155	42.498	204.5
7	3'02.465 P	28.569	42.296	50.489	1'01.111	203.0

Lap	Lap Time	T1	T2	T3	T4	Speed
24th 10 Guillermo MORENO Red Bull MotoGP Roo MEX						
1	2'49.354	17.393	45.835	21.211	44.772	
2	2'15.889*	29.158	43.439*	20.597	42.695	212.5
3	2'15.619*	28.872	42.811*	20.530*	43.406	204.9
4	2'16.739*	28.896	43.286*	20.970	43.587	204.5
	unfinished	31.424				199.2

Lap	Lap Time	T1	T2	T3	T4	Speed
20th 93 Arbi ADITAMA Red Bull MotoGP Roo INA						
1	3'02.210	17.840	46.862	22.240	44.585	
2	2'16.938*	29.699	43.555*	20.852	42.832	209.7
3	2'16.214*	29.470	43.306*	20.405*	43.033*	200.3
4	2'15.334*	28.814	43.201*	20.541	42.778	201.1
5	2'14.448*	29.005	42.744*	20.008	42.691	205.3
6	2'14.207*	28.776	42.479*	20.097	42.855	202.2
7	2'17.885*	29.331	44.468	20.947*	43.139*	201.8
8	2'18.449*	29.054	43.897*	21.507	43.991	203.7
9	2'15.612	28.994	43.073	20.650	42.895	200.3
10	2'22.885	29.521	46.654	21.682	45.028	200.7
11	2'19.528	30.142	44.122	21.293	43.971	203.0

Lap	Lap Time	T1	T2	T3	T4	Speed
25th 12 Jacob ROULSTONE Red Bull MotoGP Roo AUS						
1	2'42.341	17.929	45.103	20.934	44.657	
	unfinished	29.006				210.1

Lap	Lap Time	T1	T2	T3	T4	Speed
21st 11 Ruché MOODLEY Red Bull MotoGP Roo RSA						
1	2'42.695	17.544	45.827	21.588	44.486	
2	2'18.774	29.346	45.023	21.049	43.356	207.2
3	10'17.344*	29.973	43.586*	20.944*	8'42.841	197.8
4	4'01.720*	21.86*	49.905	22.731	46.561	
5	2'19.736	30.449	44.291	21.026	43.970	195.6
6	2'19.682	29.861	44.107	21.372	44.342	197.4
7	2'18.672	29.497	43.871	21.060	44.244	197.8

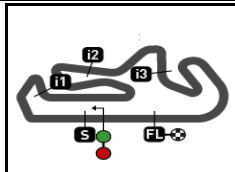
Lap	Lap Time	T1	T2	T3	T4	Speed
22nd 57 Danial SHAHRIL Red Bull MotoGP Roo MAL						
1	3'08.402	19.371	46.663	21.863	46.543	
2	2'15.115*	28.537	43.124*	20.593	42.861	208.8
3	2'12.896*	28.464	42.003*	20.215*	42.214*	200.0
4	2'19.250*	28.418	42.981*	21.148	46.703	201.4
5	2'11.994*	28.278	41.880*	19.968	41.868	201.4
6	2'11.676*	28.283	41.612*	19.777	42.004	203.0

Fastest Lap: Anqel PIQUERAS Red Bull MotoGP Roo SPA **2'10.381** 27.972 41.390 19.862 41.157

DORNA DATA PROCESSING TIMING SERVICE DORNA DATA PROCESSING TIMING SERVICE DORNA DATA PROCESSING TIMING SERVICE DORNA DATA PROCESSING TIMING SERVICE DORNA DATA PROCESSING TIMING SERVICE DORNA DATA PROCESSING TIMING SERVICE DORNA DATA PROCESSING TIMING SERVICE DORNA DATA PROCESSING TIMING SERVICE DORNA DATA PROCESSING TIMING SERVICE DORNA DATA PROCCESSS

Portimao, Friday, April 22, 2022





4592 m.

GRANDE PRÉMIO TISSOT DE PORTUGAL
Official Starting Grid

RookiesCup

Race : 16 laps = 73.472 km

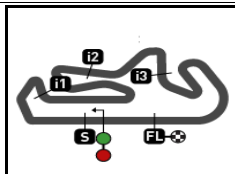


1	1 2'10.381 18 Angel PIQUERAS KTM	2 2'11.198 28 Máximo QUILES KTM	3 2'11.417 29 Harrison VOIGHT KTM
2	4 2'11.793 42 Soma GÖRBE KTM	5 2'11.934 67 Casey O'GORMAN KTM	6 2'11.957 69 Marcos RUDA KTM
3	7 2'12.056 48 Gabin PLANQUES KTM	8 2'12.839 5 Tatchakorn BUASRI KTM	9 2'12.866 27 Rico SALMELA KTM
4	10 2'12.932 8 Eddie O'SHEA KTM	11 2'13.085 77 Filippo FARIOLI KTM	12 2'13.119 95 Collin VEIJER KTM
5	13 2'13.232 99 José RUEDA KTM	14 2'13.268 81 Lorenz LUCIANO KTM	15 2'13.489 55 Alex VENTURINI KTM
6	16 2'13.599 58 Luca LUNETTA KTM	17 2'13.771 21 Demis MIHAILA KTM	18 2'13.861 2 Amaury MIZERA KTM
7	19 2'14.072 78 Jakob ROSENTHALER KTM	20 2'15.612 93 Arbi ADITAMA KTM	21 2'18.672 11 Ruché MOODLEY KTM
8	22 2'19.146 57 Danial SHAHRIL KTM	23 2'19.338 9 Freddie HEINRICH KTM	24 10 Guillermo MORENO KTM

The results are provisional until the end of the limit for protest and appeals and until the ratification of the Event Management Committee.

Time limit for protest expires 60' at the latest after publication of the results - Time:

DORNA DATA PROCESSING TIMING SERVICE DORNA DATA PROCESSING TIMING SERVICE DORNA DATA PROCESSING TIMING SERVICE DORNA DATA PROCESSING TIMING SERVICE DORNA DATA PROCESSING TIMING SERVICE DORNA DATA PROCESSING TIMING SERVICE DORNA DATA PROCESSING TIMING SERVICE DORNA DATA PROCESSING TIMING SERVICE DORNA DATA PROCESSING TIMING SERVICE DORNA DATA PROCESSING TIMING SERVICE DORNA DATA PROCESSING TIMING SERVICE DORNA DATA PROCESSING TIMING SERVICE DORNA DATA PROCESSING TIMING SERVICE DORNA DATA PROCCEESS



4592 m.

GRANDE PRÉMIO TISSOT DE PORTUGAL

Official Starting Grid

RookiesCup

Race : 16 laps = 73.472 km

9

25

12 Jacob ROULSTONE
KTM

The results are provisional until the end of the limit for protest and appeals and until the ratification of the Event Management Committee.

Time limit for protest expires 60' at the latest after publication of the results - Time:

DORNA DATA PROCESSING TIMING SERVICE DORNA DATA PROCESSING TIMING SERVICE DORNA DATA PROCESSING TIMING SERVICE DORNA DATA PROCESSING TIMING SERVICE DORNA DATA PROCESSING TIMING SERVICE DORNA DATA PROCESSING TIMING SERVICE DORNA DATA PROCESSING TIMING SERVICE DORNA DATA PROCECESS