

Rookies Cup

GRANDE PRÉMIO TISSOT DE PORTUGAL

Race Nr. 1

Classification after 10 laps = 45.92 km

Pos	Rider	Nation	Team	Motorcycle	Total Time	Km/h	Gap
1	25 99 José RUEDA	SPA	Red Bull MotoGP Rookies Cup	KTM	18'58.962	145.1	
2	20 67 Casey O'GORMAN	IRL	Red Bull MotoGP Rookies Cup	KTM	19'08.140	143.9	9.178
3	16 95 Collin VEIJER	NED	Red Bull MotoGP Rookies Cup	KTM	19'08.164	143.9	9.202
4	13 29 Harrison VOIGHT	AUS	Red Bull MotoGP Rookies Cup	KTM	19'08.242	143.9	9.280
5	11 5 Tatchakorn BUASRI	THA	Red Bull MotoGP Rookies Cup	KTM	19'09.161	143.8	10.199
6	10 48 Gabin PLANQUES	FRA	Red Bull MotoGP Rookies Cup	KTM	19'09.515	143.8	10.553
7	9 12 Jacob ROULSTONE	AUS	Red Bull MotoGP Rookies Cup	KTM	19'13.347	143.3	14.385
8	8 78 Jakob ROSENTHALER	AUT	Red Bull MotoGP Rookies Cup	KTM	19'13.367	143.3	14.405
9	7 57 Danial SHAHRIL	MAL	Red Bull MotoGP Rookies Cup	KTM	19'13.700	143.2	14.738
10	6 81 Lorenz LUCIANO	BEL	Red Bull MotoGP Rookies Cup	KTM	19'16.383	142.9	17.421
11	5 93 Arbi ADITAMA	INA	Red Bull MotoGP Rookies Cup	KTM	19'21.177	142.3	22.215
12	4 69 Marcos RUDA	SPA	Red Bull MotoGP Rookies Cup	KTM	19'21.178	142.3	22.216
13	3 9 Freddie HEINRICH	GER	Red Bull MotoGP Rookies Cup	KTM	19'21.304	142.3	22.342
14	2 11 Ruché MOODLEY	RSA	Red Bull MotoGP Rookies Cup	KTM	19'21.546	142.3	22.584
15	1 21 Demis MIHAILA	ITA	Red Bull MotoGP Rookies Cup	KTM	19'33.987	140.8	35.025
16	10 Guillermo MORENO	MEX	Red Bull MotoGP Rookies Cup	KTM	19'36.611	140.4	37.649
Not Classified							
	58 Luca LUNETTA	ITA	Red Bull MotoGP Rookies Cup	KTM	17'14.129	143.8	1 lap
	28 Máximo QUILES	SPA	Red Bull MotoGP Rookies Cup	KTM	17'14.514	143.8	1 lap
	18 Angel PIQUERAS	SPA	Red Bull MotoGP Rookies Cup	KTM	15'12.174	144.9	2 laps
	2 Amaury MIZERA	FRA	Red Bull MotoGP Rookies Cup	KTM	6'30.607	126.9	7 laps
Not finished first lap							
	27 Rico SALMELA	FIN	Red Bull MotoGP Rookies Cup	KTM			
	8 Eddie O'SHEA	GBR	Red Bull MotoGP Rookies Cup	KTM			
Not started							
	42 Soma GÖRBE	HUN	Red Bull MotoGP Rookies Cup	KTM			
	77 Filippo FARIOLI	ITA	Red Bull MotoGP Rookies Cup	KTM			
	55 Alex VENTURINI	ITA	Red Bull MotoGP Rookies Cup	KTM			

The results are provisional until the end of the limit for protest and appeals.

Time limit for protest expires 30' after publication of the results - Time:

DORNA DATA PROCESSING TIMING SERVICE DORNA DATA PROCESSING TIMING SERVICE DORNA DATA PROCESSING TIMING SERVICE DORNA DATA PROCESSING TIMING SERVICE DORNA DATA PROCESSING TIMING SERVICE DORNA DATA PROCESSING TIMING SERVICE DORNA DATA PROCESSING






GRANDE PRÉMIO TISSOT DE PORTUGAL

Race Nr. 1

Classification after 10 laps = 45.92 km

Pos	 Rider	Nation	Team	Motorcycle	Total Time	Km/h	Gap
-----	---	--------	------	------------	------------	------	-----

Race condition: Dry

Air: 16°

Humidity: 79%

Ground: 20°

Pole Position:

	Angel PIQUERAS	2'10.381	126.7 Km/h
--	-----------------------	-----------------	------------

Fastest Lap:

Lap 9	José RUEDA	1'52.994	146.3 Km/h
-------	-------------------	-----------------	------------

Best Race Lap:

2021	Marcos URIARTE	1'50.852	149.1 Km/h
------	-----------------------	-----------------	------------

All Time Lap Record:

2021	Marcos URIARTE	1'50.852	149.1 Km/h
------	-----------------------	-----------------	------------

16:15'00

SIGHTING LAP START

16:29'22

WARM UP LAP START

16:32'28

RACE START

16:32'43 Máximo QUILES
16:33'54 Filippo FARIOLI
16:34'33 Alex VENTURINI
16:34'33 Soma GÖRBE
16:34'54
16:34'55
16:34'56
16:48'40
16:55'00
16:58'47
17:01'29
17:02'34
17:03'02 Rico SALMELA
17:03'02 Eddie O'SHEA
17:07'59 Amaury MIZERA
17:17'13 Angel PIQUERAS
17:19'01 Luca LUNETTA
17:19'01 Máximo QUILES

starting from pit lane
crashed out - Medical Centre
crashed out - Rider OK
crashed out - Rider OK
Red flag
Less than 3 laps completed
New race will be for 10 laps
Pit lane will open at 16:55 for a quick start procedure

SIGHTING LAP START

WARM UP LAP START

RACE START

No jump starts

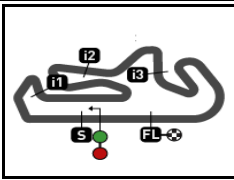
crashed out - Rider OK
crashed out - Medical Centre
entered pits and retired
crashed out - Medical Centre
crashed out - Rider OK
crashed out - Medical Centre

The results are provisional until the end of the limit for protest and appeals.

Time limit for protest expires 30' after publication of the results - Time:

DORNA DATA PROCESSING TIMING SERVICE DORNA DATA PROCESSING TIMING SERVICE DORNA DATA PROCESSING TIMING SERVICE DORNA DATA PROCESSING TIMING SERVICE DORNA DATA PROCESSING TIMING SERVICE DORNA DATA PROCESSING TIMING SERVICE DORNA DATA PROCESSING TIMING SERVICE DORNA DATA PROCESSING TIMING SERVICE DORNA DATA PROCESSING TIMING SERVICE DORNA DATA PROCCEESSS





4592 m.

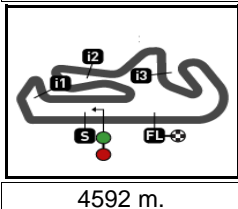
GRANDE PRÉMIO TISSOT DE PORTUGAL

Race Nr. 1

Top Speed & Average



	Rider	Nation	Motorcycle	Top 5 speeds					Average	Top
28	Máximo QUILES	SPA	KTM	220.8	220.4	220.4	219.9	216.4	219.6	225.9
57	Danial SHAHRIL	MAL	KTM	225.0	223.1	221.7	220.4	218.1	221.7	225.0
11	Ruché MOODLEY	RSA	KTM	224.5	218.1	217.3	216.8	216.0	218.5	224.5
58	Luca LUNETTA	ITA	KTM	223.6	222.6	220.4	219.5	217.7	220.8	223.6
69	Marcos RUDA	SPA	KTM	223.6	222.6	220.8	217.7	215.1	220.0	223.6
78	Jakob ROSENTHALER	AUT	KTM	223.6	223.6	220.8	220.4	218.6	221.4	223.6
99	José RUEDA	SPA	KTM	223.1	211.7	211.3	211.3	210.9	212.9	223.1
95	Collin VEIJER	NED	KTM	222.6	218.6	218.1	216.8	216.8	218.3	222.6
48	Gabin PLANQUES	FRA	KTM	222.2	216.4	215.5	214.7	214.2	216.2	222.2
2	Amaury MIZERA	FRA	KTM	221.7	196.7				209.2	221.7
12	Jacob ROULSTONE	AUS	KTM	220.4	219.9	218.6	217.7	216.8	218.1	220.4
10	Guillermo MORENO	MEX	KTM	219.9	215.5	215.5	211.7	210.1	213.8	219.9
29	Harrison VOIGHT	AUS	KTM	219.9	219.0	217.3	216.8	216.8	218.0	219.9
5	Tatchakorn BUASRI	THA	KTM	219.5	216.8	216.8	215.5	215.1	216.7	219.5
9	Freddie HEINRICH	GER	KTM	219.0	218.6	218.1	217.3	217.3	218.1	219.0
81	Lorenz LUCIANO	BEL	KTM	218.6	217.3	215.5	213.8	213.4	215.7	218.6
93	Arbi ADITAMA	INA	KTM	218.1	214.7	214.7	214.2	213.4	215.0	218.1
21	Demis MIHAILA	ITA	KTM	216.8	216.4	215.5	211.7	211.7	214.4	216.8
67	Casey O'GORMAN	IRL	KTM	216.0	214.7	214.7	214.7	213.4	214.5	216.0
18	Angel PIQUERAS	SPA	KTM	215.5	214.7	214.2	213.8	213.4	214.3	215.5



GRANDE PRÉMIO TISSOT DE PORTUGAL

Race Nr. 1

Chronological Analysis of Performances

		* Lap / Sector time cancelled				T1 Time from finish line to 1st intermedate			T3 Time from 2nd intermed. to 3rd intermed.				
		P Crossing the finish line in pit lane				T2 Time from 1st intermed. to 2nd intermed.			T4 Time from 3rd intermedate to finish line				
Lap	Lap Time	T1	T2	T3	T4	Speed	Lap	Lap Time	T1	T2	T3	T4	Speed
1st 99 José RUEDA Red Bull MotoGP Roo SPA							6th 5 Tatchakorn BUASRI Red Bull MotoGP Roo THA						
1	1'57.144	27.852	36.495	16.914	35.883	210.9	1	1'56.835	27.089	36.171	17.180	36.395	216.8
2	1'53.788	24.759	36.153	16.867	36.009	223.1	2	1'54.592	24.882	36.409	17.172	36.129	216.8
3	1'53.882	25.017	35.881	16.839	36.145	210.9	3	1'54.632	24.756	36.151	17.027	36.698	216.8
4	1'53.765	24.926	35.777	16.778	36.284	210.9	4	1'54.473	25.455	35.963	16.907	36.148	212.5
5	1'53.246	24.744	35.553	16.806	36.143	210.1	5	1'53.971	25.139	35.867	16.940	36.025	213.8
6	1'53.126	24.843	35.509	16.840	35.934	209.7	6	1'53.787	24.793	35.855	17.021	36.118	219.5
7	1'53.308	24.713	35.697	16.789	36.109	211.3	7	1'55.419	25.048	36.959	17.206	36.206	214.2
8	1'53.828 *	25.171*	35.822	16.765	36.062	211.3	8	1'55.248	24.779	36.359	17.499	36.611	214.2
9	1'52.994	24.628	35.710	16.686	35.970	210.9	9	1'55.364	24.778	36.197	17.038	37.351	215.5
10	1'53.881	24.770	35.959	16.845	36.307	211.7	10	1'54.840	25.300	36.300	17.097	36.143	215.1
2nd 67 Casey O'GORMAN Red Bull MotoGP Roo IRL							6th 48 Gabin PLANQUES Red Bull MotoGP Roo FRA						
1	1'56.783	26.478	36.431	17.172	36.702	213.4	1	1'58.630	27.837	36.681	17.081	37.031	216.4
2	1'54.603	25.209	36.255	16.848	36.291	214.7	2	1'54.454	24.907	36.052	17.097	36.398	222.2
3	1'54.738	24.907	36.136	17.200	36.495	214.7	3	1'54.125	24.800	36.127	16.958	36.240	214.7
4	1'54.333	24.893	36.022	16.948	36.470	213.0	4	1'54.058	24.952	36.066	16.899	36.141	214.2
5	1'53.730	24.771	35.919	16.948	36.092	210.5	5	1'54.476	24.892	36.361	17.022	36.201	213.4
6	1'54.217	25.261	35.813	17.026	36.117	211.3	6	1'54.567	24.924	36.157	17.089	36.397	213.4
7	1'55.337	24.999	36.435	17.471	36.432	214.7	7	1'54.511 *	24.929	36.176*	17.034	36.372	212.5
8	1'55.236	25.185	36.219	17.276	36.556	214.2	8	1'54.672	24.965	36.252	17.161	36.294	215.5
9	1'54.972	25.269	36.151	16.959	36.593	213.4	9	1'55.373	25.073	36.475	17.159	36.666	214.2
10	1'54.191	25.206	35.997	16.919	36.069	216.8	10	1'54.649	25.224	36.194	17.030	36.201	212.5
3rd 95 Collin VEIJER Red Bull MotoGP Roo NED							7th 12 Jacob ROULSTONE Red Bull MotoGP Roo AUS						
1	1'58.177	28.060	36.900	16.995	36.222	218.6	1	2'00.100	29.318	37.230	17.155	36.397	218.6
2	1'54.457	24.959	36.202	17.185	36.111	216.8	2	1'54.810	25.018	36.395	16.977	36.420	216.8
3	1'53.690	24.714	36.067	16.888	36.021	216.8	3	1'54.710	24.805	36.543	17.072	36.290	217.7
4	1'54.199	24.929	36.035	16.906	36.329	216.8	4	1'54.558	24.792	36.349	16.959	36.458	220.4
5	1'53.674	24.603	35.866	16.957	36.248	212.1	5	1'54.436	24.682	36.266	17.015	36.473	215.5
6	1'54.106	24.843	35.888	17.117	36.258	218.1	6	1'54.879	25.222	36.284	17.060	36.313	219.9
7	1'55.414	25.330	36.516	17.129	36.439	210.1	7	1'54.986	25.041	36.345	17.158	36.442	216.8
8	1'55.162	25.003	36.256	17.139	36.764	215.5	8	1'54.670	24.893	36.157	17.141	36.479	213.8
9	1'55.366	25.260	36.192	16.979	36.935	222.6	9	1'55.387	25.183	36.594	17.223	36.387	216.8
10	1'53.919	24.608	36.093	17.028	36.190	216.8	10	1'54.811	25.031	36.381	17.032	36.367	216.8
4th 29 Harrison VOIGHT Red Bull MotoGP Roo AUS													
1	1'56.967	27.196	36.710	16.996	36.065	217.3							
2	1'54.926	25.227	36.309	16.867	36.523	215.5							
3	1'54.314	25.052	36.018	16.875	36.369	216.8							
4	1'54.438	25.368	36.127	16.767	36.176	216.8							
5	1'53.741	24.793	35.969	16.822	36.157								

Fastest Lap: José RUEDA	Red Bull MotoGP Roo SPA	1'52.994	24.628	35.710	16.686	35.970
--------------------------------	-------------------------	----------	--------	--------	--------	--------

DORNA DATA PROCESSING TIMING SERVICE DORNA DATA PROCESSING TIMING SERVICE DORNA DATA PROCESSING TIMING SERVICE DORNA DATA PROCESSING TIMING SERVICE DORNA DATA PROCESSING TIMING SERVICE DORNA DATA PROCESSING TIMING SERVICE DORNA DATA PROCESSING TIMING SERVICE DORNA DATA PROCESSING TIMING SERVICE DORNA DATA PROCESSING TIMING SERVICE DORNA DATA PROCCESSSS



Race Nr. 1

RookiesCup

Lap	Lap Time	T1	T2	T3	T4	Speed	Lap	Lap Time	T1	T2	T3	T4	Speed
7	1'57.274	25.467	36.905	17.306	37.596	210.1							
8	1'57.633	25.492	36.975	17.576	37.590	208.0							
9	1'57.824	25.746	37.233	17.442	37.403	206.5							
10	1'57.802	25.851	37.046	17.422	37.483	208.0							

17th **58** Luca LUNETTA Red Bull MotoGP Roo ITA

1	1'59.550	28.058	36.715	16.967	37.810								
2	1'54.326	24.964	36.100	16.978	36.284	223.6							
3	1'54.063	24.812	36.147	16.903	36.201	222.6							
4	1'53.582	24.738	35.894	16.869	36.081	217.7							
5	1'53.797	24.855	35.971	16.909	36.062	220.4							
6	1'53.708	24.881	35.975	16.971	35.881	213.8							
7	1'54.582	24.820	36.185	17.112	36.465	219.5							
8	1'55.298	25.245	36.237	17.199	36.617	213.0							
9	1'55.223	25.048	36.216	16.984	36.975	213.8							

18th **28** Máximo QUILES Red Bull MotoGP Roo SPA

1	1'59.081	28.553	36.641	17.102	36.785								
2	1'54.619	24.924	36.348	17.059	36.288	220.8							
3	1'54.653	24.827	36.137	17.232	36.457	219.9							
4	1'54.165	24.730	36.158	17.044	36.233	220.4							
5	1'55.100	25.103	36.318	17.046	36.633	216.4							
6	1'54.361	24.970	36.008	17.115	36.268	214.7							
7	1'54.477 *	24.843	35.951*	17.185	36.498	216.0							
8	1'53.674 *	24.695	35.808*	17.120	36.051	215.5							
9	1'54.384	24.628	36.369	17.259	36.128	220.4							

19th **18** Angel PIQUERAS Red Bull MotoGP Roo SPA

1	1'56.797	25.970	36.447	17.581	36.799								
2	1'55.023	25.593	36.204	16.963	36.263	211.3							
3	1'54.220	24.830	35.865	17.010	36.515	215.5							
4	1'53.338	24.736	35.684	16.922	35.996	214.7							
5	1'53.152	24.616	35.544	16.909	36.083	212.5							
6	1'53.004	24.598	35.625	16.904	35.877	214.2							
7	1'53.137	24.560	35.888	16.941	35.748	213.8							
8	1'53.503	24.803	35.948	16.912	35.840	213.4							
unfinished		24.678				209.7							

20th **2** Amaury MIZERA Red Bull MotoGP Roo FRA

1	2'02.440	29.038	37.800	18.142	37.460								
2	2'03.393	25.476				221.7							
3	2'24.774 P	27.056	40.094*	18.647	58.977	196.7							

21st **27** Rico SALMELA Red Bull MotoGP Roo FIN

unfinished		27.674	36.603	17.245									
------------	--	--------	--------	--------	--	--	--	--	--	--	--	--	--

22nd **8** Eddie O'SHEA Red Bull MotoGP Roo GBR

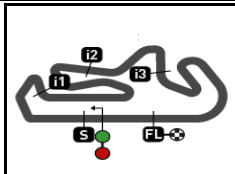
unfinished		27.515	36.603	17.169									
------------	--	--------	--------	--------	--	--	--	--	--	--	--	--	--

Fastest Lap: José RUEDA Red Bull MotoGP Roo SPA **1'52.994** 24.628 35.710 16.686 35.970

DORNA DATA PROCESSING TIMING SERVICE DORNA DATA PROCESSING TIMING SERVICE DORNA DATA PROCESSING TIMING SERVICE DORNA DATA PROCESSING TIMING SERVICE DORNA DATA PROCESSING TIMING SERVICE DORNA DATA PROCESSING TIMING SERVICE DORNA DATA PROCESSING TIMING SERVICE DORNA DATA PROCESSING TIMING SERVICE DORNA DATA PROCEESSS



Portimao, Saturday, April 23, 2022



4592 m.

GRANDE PRÉMIO TISSOT DE PORTUGAL

Official Starting Grid

Race : 10 laps = 45.92 km

RookiesCup

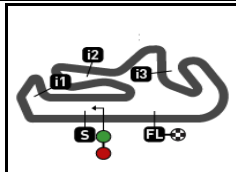


1	1 2'10.381 18 Angel PIQUERAS KTM	2 2'11.198 28 Máximo QUILES KTM	3 2'11.417 29 Harrison VOIGHT KTM
2	4 2'11.793 42 Soma GÖRBE KTM	5 2'11.934 67 Casey O'GORMAN KTM	6 2'11.957 69 Marcos RUDA KTM
3	7 2'12.056 48 Gabin PLANQUES KTM	8 2'12.839 5 Tatchakorn BUASRI KTM	9 2'12.866 27 Rico SALMELA KTM
4	10 2'12.932 8 Eddie O'SHEA KTM	11 2'13.085 77 Filippo FARIOLI KTM	12 2'13.119 95 Collin VEIJER KTM
5	13 2'13.232 99 José RUEDA KTM	14 2'13.268 81 Lorenz LUCIANO KTM	15 2'13.489 55 Alex VENTURINI KTM
6	16 2'13.599 58 Luca LUNETTA KTM	17 2'13.771 21 Demis MIHAILA KTM	18 2'13.861 2 Amaury MIZERA KTM
7	19 2'14.072 78 Jakob ROSENTHALER KTM	20 2'15.612 93 Arbi ADITAMA KTM	21 2'18.672 11 Ruché MOODLEY KTM
8	22 2'19.146 57 Danial SHAHRIL KTM	23 2'19.338 9 Freddie HEINRICH KTM	24 10 Guillermo MORENO KTM

The results are provisional until the end of the limit for protest and appeals and until the ratification of the Event Management Committee.

Time limit for protest expires 60' at the latest after publication of the results - Time:

DORNA DATA PROCESSING TIMING SERVICE DORNA DATA PROCESSING TIMING SERVICE DORNA DATA PROCESSING TIMING SERVICE DORNA DATA PROCESSING TIMING SERVICE DORNA DATA PROCESSING TIMING SERVICE DORNA DATA PROCESSING TIMING SERVICE DORNA DATA PROCCESSS



4592 m.

GRANDE PRÉMIO TISSOT DE PORTUGAL Official Starting Grid

RookiesCup

Race : 10 laps = 45.92 km

9

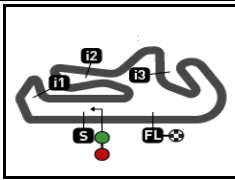
25

12 Jacob ROULSTONE
KTM

The results are provisional until the end of the limit for protest and appeals and until the ratification of the Event Management Committee.

Time limit for protest expires 60' at the latest after publication of the results - Time:


DORNA DATA PROCESSING TIMING SERVICE DORNA DATA PROCESSING TIMING SERVICE DORNA DATA PROCESSING TIMING SERVICE DORNA DATA PROCESSING TIMING SERVICE DORNA DATA PROCESSING TIMING SERVICE DORNA DATA PROCESSING TIMING SERVICE DORNA DATA PROCESSING TIMING SERVICE DORNA DATA PROCECESSS



4592 m.

GRANDE PRÉMIO TISSOT DE PORTUGAL Race Nr. 1 Lap Chart


Pos	1	2	3	4	5	6	7	8	9	10	11	12	13	14	15	16	17	18	19	20	21	22	23	24	25
Grid	18	28	29	42	67	69	48	5	27	8	77	95	99	81	55	58	21	2	78	93	11	57	9	10	12



1	67	18	5	29	99	69	95	48	28	57	78	58	12	93	21	81	9	2	11	10
2	99	67	5	18	29	95	69	48	28	58	57	78	12	93	81	21	9	11	10	2
3	99	18	5	67	29	95	48	58	28	57	69	78	12	81	93	9	11	21	10	2
4	99	18	67	95	5	29	48	58	28	57	69	78	12	81	93	9	11	21	10	
5	99	18	67	95	29	5	58	48	28	57	12	78	69	81	93	9	11	21	10	
6	99	18	5	95	67	29	58	48	28	57	78	12	69	81	93	11	9	21	10	
7	99	18	58	5	95	67	29	48	28	57	12	78	81	69	93	11	9	21	10	
8	99	18	95	58	5	67	29	48	28	57	12	78	81	69	93	11	9	21	10	
9	99	67	58	95	5	29	28	48	78	12	57	81	69	93	11	9	21	10		
10	99	67	95	29	5	48	12	78	57	81	93	69	9	11	21	10				

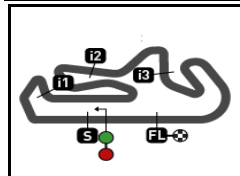
L
a
p
s

 Winner

 Lapped rider

DORNA DATA PROCESSING TIMING SERVICE DORNA DATA PROCESSING TIMING SERVICE DORNA DATA PROCESSING TIMING SERVICE DORNA DATA PROCESSING TIMING SERVICE DORNA DATA PROCESSING TIMING SERVICE DORNA DATA PROCESSING TIMING SERVICE DORNA DATA PROCESSING TIMING SERVICE DORNA DATA PROCESSING TIMING SERVICE DORNA DATA PROCCEESSS






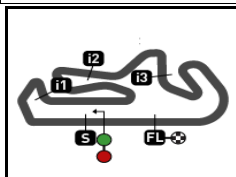
4592 m.

GRANDE PRÉMIO TISSOT DE PORTUGAL

Race Nr. 1

Fastest Lap of Each Rider

	Rider	Nation	Team	Motorcycle	Time	Lap Total	Gap
1	99 José RUEDA	SPA	Red Bull MotoGP Rookies Cup	KTM	1'52.994	9 10	
2	18 Angel PIQUERAS	SPA	Red Bull MotoGP Rookies Cup	KTM	1'53.004	6 8	0.010 0.010
3	58 Luca LUNETTA	ITA	Red Bull MotoGP Rookies Cup	KTM	1'53.582	4 9	0.588 0.578
4	95 Collin VEIJER	NED	Red Bull MotoGP Rookies Cup	KTM	1'53.674	5 10	0.680 0.092
5	67 Casey O'GORMAN	IRL	Red Bull MotoGP Rookies Cup	KTM	1'53.730	5 10	0.736 0.056
6	29 Harrison VOIGHT	AUS	Red Bull MotoGP Rookies Cup	KTM	1'53.741	5 10	0.747 0.011
7	5 Tatchakorn BUASRI	THA	Red Bull MotoGP Rookies Cup	KTM	1'53.787	6 10	0.793 0.046
8	48 Gabin PLANQUES	FRA	Red Bull MotoGP Rookies Cup	KTM	1'54.058	4 10	1.064 0.271
9	28 Máximo QUILES	SPA	Red Bull MotoGP Rookies Cup	KTM	1'54.165	4 9	1.171 0.107
10	57 Danial SHAHRIL	MAL	Red Bull MotoGP Rookies Cup	KTM	1'54.203	4 10	1.209 0.038
11	78 Jakob ROSENTHALER	AUT	Red Bull MotoGP Rookies Cup	KTM	1'54.321	3 10	1.327 0.118
12	81 Lorenz LUCIANO	BEL	Red Bull MotoGP Rookies Cup	KTM	1'54.378	10 10	1.384 0.057
13	12 Jacob ROULSTONE	AUS	Red Bull MotoGP Rookies Cup	KTM	1'54.436	5 10	1.442 0.058
14	9 Freddie HEINRICH	GER	Red Bull MotoGP Rookies Cup	KTM	1'54.770	8 10	1.776 0.334
15	11 Ruché MOODLEY	RSA	Red Bull MotoGP Rookies Cup	KTM	1'54.772	7 10	1.778 0.002
16	93 Arbi ADITAMA	INA	Red Bull MotoGP Rookies Cup	KTM	1'54.967	6 10	1.973 0.195
17	69 Marcos RUDA	SPA	Red Bull MotoGP Rookies Cup	KTM	1'55.354	3 10	2.360 0.387
18	21 Demis MIHAILA	ITA	Red Bull MotoGP Rookies Cup	KTM	1'55.989	4 10	2.995 0.635
19	10 Guillermo MORENO	MEX	Red Bull MotoGP Rookies Cup	KTM	1'56.122	3 10	3.128 0.133
20	2 Amaury MIZERA	FRA	Red Bull MotoGP Rookies Cup	KTM	2'03.393	2 3	10.399 7.271



4592 m.

2022 Riders Performance

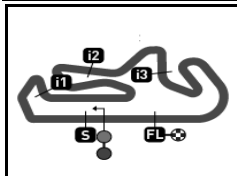
(Qualifying Position - Starting Position - Race Position)

Rider	Points	POR	POR	SPA	SPA	ITA	ITA	GER	GER	FIN	FIN	AUT	AUT	ARA						
1 RUEDA José	25	13																		
		13-1	-	-	-	-	-	-	-	-	-	-	-	-	-	-	-	-	-	-
2 O'GORMAN Casey	20	5																		
		5-2	-	-	-	-	-	-	-	-	-	-	-	-	-	-	-	-	-	-
3 VEIJER Collin	16	12																		
		12-3	-	-	-	-	-	-	-	-	-	-	-	-	-	-	-	-	-	-
4 VOIGHT Harrison	13	3																		
		3-4	-	-	-	-	-	-	-	-	-	-	-	-	-	-	-	-	-	-
5 BUASRI Tatchakorn	11	8																		
		8-5	-	-	-	-	-	-	-	-	-	-	-	-	-	-	-	-	-	-
6 PLANQUES Gabin	10	7																		
		7-6	-	-	-	-	-	-	-	-	-	-	-	-	-	-	-	-	-	-
7 ROULSTONE Jacob	9	NC																		
		25-7	-	-	-	-	-	-	-	-	-	-	-	-	-	-	-	-	-	-
8 ROSENTHALER Jakob	8	19																		
		19-8	-	-	-	-	-	-	-	-	-	-	-	-	-	-	-	-	-	-
9 SHAHRIL Danial	7	22																		
		22-9	-	-	-	-	-	-	-	-	-	-	-	-	-	-	-	-	-	-
10 LUCIANO Lorenz	6	14																		
		14-10	-	-	-	-	-	-	-	-	-	-	-	-	-	-	-	-	-	-
11 ADITAMA Arbi	5	20																		
		20-11	-	-	-	-	-	-	-	-	-	-	-	-	-	-	-	-	-	-
12 RUDA Marcos	4	6																		
		6-12	-	-	-	-	-	-	-	-	-	-	-	-	-	-	-	-	-	-
13 HEINRICH Freddie	3	23																		
		23-13	-	-	-	-	-	-	-	-	-	-	-	-	-	-	-	-	-	-

NC=Not classified NL=Not finished first lap NP=Not started race re-start N2=Not finished first lap race re-start EX=Excluded NS=Not Started DS=Disqualified

DORNA DATA PROCESSING TIMING SERVICE DORNA DATA PROCESSING TIMING SERVICE DORNA DATA PROCESSING TIMING SERVICE DORNA DATA PROCESSING TIMING SERVICE DORNA DATA PROCESSING TIMING SERVICE DORNA DATA PROCESSING TIMING SERVICE DORNA DATA PROCESSING TIMING SERVICE DORNA DATA PROCESSING TIMING SERVICE DORNA DATA PROCESSING TIMING SERVICE DORNA DATA PROCCEESSS





4592 m.

GRANDE PRÉMIO TISSOT DE PORTUGAL

Rookies Cup

Championship Classification

Rider	Nation	Points	POR	POR	SPA	SPA	ITA	ITA	GER	GER	FIN	FIN	AUT	AUT	ARA
1 RUEDA José	SPA	25	25												
2 O'GORMAN Casey	IRL	20	20												
3 VEIJER Collin	NED	16	16												
4 VOIGHT Harrison	AUS	13	13												
5 BUASRI Tatchakorn	THA	11	11												
6 PLANQUES Gabin	FRA	10	10												
7 ROULSTONE Jacob	AUS	9	9												
8 ROSENTHALER Jakob	AUT	8	8												
9 SHAHRIL Danial	MAL	7	7												
10 LUCIANO Lorenz	BEL	6	6												
11 ADITAMA Arbi	INA	5	5												
12 RUDA Marcos	SPA	4	4												
13 HEINRICH Freddie	GER	3	3												
14 MOODLEY Ruché	RSA	2	2												
15 MIHAILA Demis	ITA	1	1												
16 MORENO Guillermo	MEX	0	0												

DORNA DATA PROCESSING TIMING SERVICE DORNA DATA PROCESSING TIMING SERVICE DORNA DATA PROCESSING TIMING SERVICE DORNA DATA PROCESSING TIMING SERVICE DORNA DATA PROCESSING TIMING SERVICE DORNA DATA PROCESSING TIMING SERVICE DORNA DATA PROCESSING TIMING SERVICE DORNA DATA PROCESSING TIMING SERVICE DORNA DATA PROCESSING TIMING SERVICE DORNA DATA PROCCESSSS

