omo Internacional do A

Results and timing service provided by TISSOT

RookiesCup

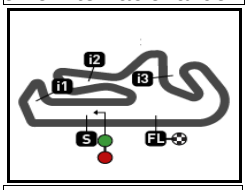

4592 m.

GRANDE PRÉMIO TISSOT DE PORTUGAL

Race Nr. 2

Classification after 16 laps = 73.472 km

Pos			Rider	Nation	Team	Motorcycle	Total Time	Km/h	Gap
1	25	95	**Collin VEIJER**	NED	Red Bull MotoGP Rookies Cup	KTM	**30'18.464**	145.4	
2	20	99	**José RUEDA**	SPA	Red Bull MotoGP Rookies Cup	KTM	**30'18.358**	145.4	-0.000
3	16	67	**Casey O'GORMAN**	IRL	Red Bull MotoGP Rookies Cup	KTM	**30'18.468**	145.4	0.004
4	13	29	**Harrison VOIGHT**	AUS	Red Bull MotoGP Rookies Cup	KTM	**30'18.754**	145.4	0.290
5	11	27	**Rico SALMELA**	FIN	Red Bull MotoGP Rookies Cup	KTM	**30'18.798**	145.4	0.334
6	10	5	**Tatchakorn BUASRI**	THA	Red Bull MotoGP Rookies Cup	KTM	**30'19.643**	145.3	1.179
7	9	48	**Gabin PLANQUES**	FRA	Red Bull MotoGP Rookies Cup	KTM	**30'19.774**	145.3	1.310
8	8	28	**Máximo QUILES**	SPA	Red Bull MotoGP Rookies Cup	KTM	**30'26.387**	144.8	7.923
9	7	8	**Eddie O'SHEA**	GBR	Red Bull MotoGP Rookies Cup	KTM	**30'26.421**	144.8	7.957
10	6	58	**Luca LUNETTA**	ITA	Red Bull MotoGP Rookies Cup	KTM	**30'26.428**	144.8	7.964
11	5	78	**Jakob ROSENTHALER**	AUT	Red Bull MotoGP Rookies Cup	KTM	**30'26.655**	144.7	8.191
12	4	57	**Danial SHAHRIL**	MAL	Red Bull MotoGP Rookies Cup	KTM	**30'26.726**	144.7	8.262
13	3	11	**Ruché MOODLEY**	RSA	Red Bull MotoGP Rookies Cup	KTM	**30'27.419**	144.7	8.955
14	2	81	**Lorenz LUCIANO**	BEL	Red Bull MotoGP Rookies Cup	KTM	**30'27.779**	144.7	9.315
15	1	69	**Marcos RUDA**	SPA	Red Bull MotoGP Rookies Cup	KTM	**30'32.951**	144.5	14.487
16		42	**Soma GÖRBE**	HUN	Red Bull MotoGP Rookies Cup	KTM	**30'38.805**	143.8	20.341
17		9	**Freddie HEINRICH**	GER	Red Bull MotoGP Rookies Cup	KTM	**30'38.870**	143.8	20.406
18		93	**Arbi ADITAMA**	INA	Red Bull MotoGP Rookies Cup	KTM	**30'39.553**	143.7	21.089
19		55	**Alex VENTURINI**	ITA	Red Bull MotoGP Rookies Cup	KTM	**30'48.954**	143.0	30.490
20		21	**Demis MIHAILA**	ITA	Red Bull MotoGP Rookies Cup	KTM	**30'49.032**	143.0	30.568
21		10	**Guillermo MORENO**	MEX	Red Bull MotoGP Rookies Cup	KTM	**30'54.300**	142.6	35.836
Not Classified									
		2	**Amaury MIZERA**	FRA	Red Bull MotoGP Rookies Cup	KTM	**11'37.159**	142.2	10 laps
		12	**Jacob ROULSTONE**	AUS	Red Bull MotoGP Rookies Cup	KTM	**1'58.561**	139.4	15 laps

Race condition: **Dry**
Air: 18°
Humidity: 62%
Ground: 25°

Pole Position:				
Fastest Lap:	Lap 6	**Rico SALMELA**	**1'52.272**	147.2 Km/h
Best Race Lap:	2021	**Marcos URIARTE**	**1'50.852**	149.1 Km/h
All Time Lap Record:	2021	**Marcos URIARTE**	**1'50.852**	149.1 Km/h

16:05'00		**SIGHTING LAP START**
16:17'40		**WARM UP LAP START**
16:17'57	Demis MIHAILA	starting warm up lap from pit lane
16:20'38		**RACE START**
16:23'28	-	**No jump starts**
16:23'32	Jacob ROULSTONE	crashed out - Rider OK
16:30'52	**Soma GÖRBE**	**track limits warning**
16:33'04	Amaury MIZERA	crashed out - Rider OK
16:39'26	**Marcos RUDA**	**track limits warning**
16:42'53	**Jakob ROSENTHALER**	**track limits warning**
16:42'53	**Máximo QUILES**	**track limits warning**
16:52'24	**José RUEDA**	**1 position penalty due to exceeding track limit on the last lap**
16:53'08	**Marcos RUDA**	**3 seconds penalty due to exceeding track limit**

The results are provisional until the end of the limit for protest and appeals.

Time limit for protest expires 30' after publication of the results - ..... Time: .....

DORNA DATA PROCESSING ,TIMING SERVICE DORNA DATA PROCESSING TIMING SERVICE DORNA DATA PROCESSING TIMING SERVICE DORNA DATA PROCESSING TIMING SERVICE DORNA DATA PROCESSING TIMING SERVICE DORNA DATA PROCESSING TIMING SERVICE DORNA DATA PROCESSING TIMING SERVICE DORNA DATA PROCCEESSS

Portimao, Sunday, April 24, 2022

omo Internacional do A

Results and timing service provided by TISSOT

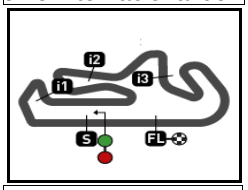

4592 m.

RookiesCup

GRANDE PRÉMIO TISSOT DE PORTUGAL

Race Nr. 2

Top Speed & Average

	Rider	Nation	Motorcycle	Top 5 speeds					Average	Top
67	**Casey O'GORMAN**	IRL	KTM	228.3	225.4	224.0	220.8	219.5	223.6	**228.3**
78	**Jakob ROSENTHALER**	AUT	KTM	228.3	226.8	225.4	224.5	224.0	225.8	**228.3**
11	**Ruché MOODLEY**	RSA	KTM	227.3	223.6	223.6	223.6	223.1	224.1	**227.3**
12	**Jacob ROULSTONE**	AUS	KTM	227.3					227.3	**227.3**
95	**Collin VEIJER**	NED	KTM	227.3	226.8	226.4	223.6	223.1	225.4	**227.3**
28	**Máximo QUILES**	SPA	KTM	226.8	225.4	223.1	223.1	221.7	224.0	**226.8**
69	**Marcos RUDA**	SPA	KTM	226.4	225.0	224.5	222.2	220.4	223.2	**226.4**
81	**Lorenz LUCIANO**	BEL	KTM	226.4	224.5	224.0	223.6	221.7	224.0	**226.4**
2	**Amaury MIZERA**	FRA	KTM	225.9	224.0	220.8	220.8	220.4	222.4	**225.9**
5	**Tatchakorn BUASRI**	THA	KTM	225.9	221.3	221.3	220.4	219.9	221.8	**225.9**
57	**Danial SHAHRIL**	MAL	KTM	225.9	225.4	225.0	223.6	223.6	224.7	**225.9**
58	**Luca LUNETTA**	ITA	KTM	225.4	223.6	223.6	223.1	220.4	223.2	**225.4**
29	**Harrison VOIGHT**	AUS	KTM	224.0	219.9	219.0	219.0	218.1	219.7	**224.0**
42	**Soma GÖRBE**	HUN	KTM	223.6	223.1	217.7	216.0	215.5	219.2	**223.6**
48	**Gabin PLANQUES**	FRA	KTM	223.6	222.6	221.3	220.8	220.4	221.7	**223.6**
8	**Eddie O'SHEA**	GBR	KTM	223.1	222.6	222.2	222.2	221.3	222.3	**223.1**
27	**Rico SALMELA**	FIN	KTM	223.1	222.6	222.2	220.8	220.8	221.9	**223.1**
9	**Freddie HEINRICH**	GER	KTM	222.6	219.5	218.1	216.8	216.0	218.2	**222.6**
10	**Guillermo MORENO**	MEX	KTM	222.2	220.4	219.9	216.4	216.0	218.5	**222.2**
21	**Demis MIHAILA**	ITA	KTM	221.3	216.8	215.5	215.1	214.7	216.7	**221.3**
93	**Arbi ADITAMA**	INA	KTM	220.4	218.1	218.1	216.8	216.0	217.9	**220.4**
55	**Alex VENTURINI**	ITA	KTM	219.0	216.8	216.8	215.1	214.2	216.4	**219.0**
99	**José RUEDA**	SPA	KTM	218.6	218.6	216.8	216.0	215.5	217.1	**218.6**

DORNA DATA PROCESSING ,TIMING SERVICE DORNA DATA PROCESSING TIMING SERVICE DORNA DATA PROCESSING TIMING SERVICE DORNA DATA PROCESSING TIMING SERVICE DORNA DATA PROCESSING TIMING SERVICE DORNA DATA PROCESSING TIMING SERVICE DORNA DATA PROCESSING TIMING SERVICE DORNA DATA PROCCEESSS

Portimao, Sunday, April 24, 2022

omo Internacional do A

Results and timing service provided by TISSOT

RookiesCup

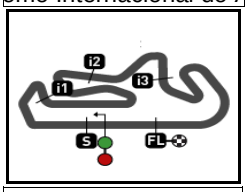

4592 m.

GRANDE PRÉMIO TISSOT DE PORTUGAL

Race Nr. 2

Fastest Laps Sequence

Lap	Race Time		Rider	Nation	Motorcycle	Time	Km/h	Riders's Lap
2	**3'49.825**	5	**Tatchakorn BUASRI**	THA	KTM	**1'53.996**	145.0	2
2	**3'49.904**	99	**José RUEDA**	SPA	KTM	**1'53.625**	145.4	2
2	**3'50.474**	95	**Collin VEIJER**	NED	KTM	**1'53.354**	145.8	2
4	**7'36.378**	99	**José RUEDA**	SPA	KTM	**1'52.729**	146.6	4
4	**7'36.631**	5	**Tatchakorn BUASRI**	THA	KTM	**1'52.542**	146.8	4
5	**9'29.120**	5	**Tatchakorn BUASRI**	THA	KTM	**1'52.489**	146.9	5
5	**9'29.617**	67	**Casey O'GORMAN**	IRL	KTM	**1'52.453**	147.0	5
6	**11'22.892**	27	**Rico SALMELA**	FIN	KTM	**1'52.272**	147.2	6

DORNA DATA PROCESSING TIMING SERVICE DORNA DATA PROCESSING TIMING SERVICE DORNA DATA PROCESSING TIMING SERVICE DORNA DATA PROCESSING TIMING SERVICE DORNA DATA PROCESSING TIMING SERVICE DORNA DATA PROCESSING TIMING SERVICE DORNA DATA PROCESSING TIMING SERVICE DORNA DATA PROCESSING TIMING SERVICE DORNA DATA PROCCEESSS

Portimao, Sunday, April 24, 2022

omo Internacional do A

Results and timing service provided by TISSOT

RookiesCup

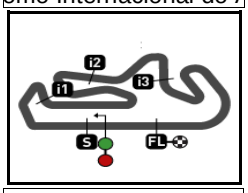

4592 m.

GRANDE PRÉMIO TISSOT DE PORTUGAL

Race Nr. 2

Chronological Analysis of Performances

** Lap / Sector time cancelled*
P Crossing the finish line in pit lane
T1 Time from finish line to 1st intermediate
T2 Time from 1st intermed. to 2nd intermed.
T3 Time from 2nd intermed. to 3rd intermed.
T4 Time from 3rd intermediate to finish line

1st 95 Collin VEIJER — Red Bull MotoGP Roo NED

Lap	Lap Time		T1	T2	T3	T4	Speed
1	1'57.120		27.835	36.281	16.850	36.154	
2	**1'53.354**		24.819	36.189	16.787	35.559	226.4
3	**1'53.839**		24.977	36.387	16.879	35.596	227.3
4	**1'53.335**		24.848	36.059	16.834	35.594	226.8
5	**1'52.497**		24.544	35.783	16.724	35.446	219.0
6	**1'52.555**		24.543	35.788	16.807	35.417	219.9
7	**1'52.962**		24.571	35.875	16.837	35.679	223.1
8	**1'53.341**		24.708	35.920	16.850	35.863	221.7
9	**1'53.352**		24.641	36.072	16.719	35.920	220.4
10	**1'53.392**		24.723	35.826	16.964	35.879	219.0
11	**1'53.298**		24.401	35.781	16.878	36.238	223.6
12	**1'54.137**		24.701	35.821	16.910	36.705	217.3
13	1'53.834	*	24.551	36.013*	16.901	36.369	217.7
14	**1'53.802**		24.881	36.088	16.835	35.998	211.3
15	**1'54.608**		24.950	36.206	17.127	36.325	216.4
16	**1'53.038**		24.859	35.820	16.729	35.630	216.0

2nd 99 José RUEDA — Red Bull MotoGP Roo SPA

Lap	Lap Time		T1	T2	T3	T4	Speed
1	1'56.279		27.652	36.106	16.821	35.700	
2	**1'53.625**		25.182	35.908	16.758	35.777	216.8
3	1'53.745	*	24.690	36.549*	16.759	35.747	218.6
4	**1'52.729**		24.941	35.543	16.610	35.635	211.7
5	**1'52.620**		24.786	35.486	16.716	35.632	210.9
6	**1'52.949**		24.791	35.785	16.672	35.701	212.5
7	1'53.325	*	24.871	35.760*	16.739	35.955	211.7
8	**1'53.688**		25.252	35.852	16.578	36.006	212.1
9	**1'53.283**		24.799	35.684	16.764	36.036	218.6
10	**1'53.218**		24.629	35.721	16.849	36.019	215.5
11	**1'53.634**		25.280	35.635	16.781	35.938	212.5
12	**1'53.991**		24.967	35.876	16.731	36.417	216.0
13	**1'54.069**		25.157	35.873	16.839	36.200	212.5
14	**1'53.583**		24.929	35.720	16.872	36.062	213.4
15	**1'54.576**		24.710	36.277	17.293	36.296	213.8
16	1'53.044	*	24.750	35.689	16.745	35.860*	211.7

3rd 67 Casey O'GORMAN — Red Bull MotoGP Roo IRL

Lap	Lap Time		T1	T2	T3	T4	Speed
1	1'56.178		26.749	36.251	16.898	36.280	
2	1'54.103	*	25.393	36.029*	16.803	35.878	216.4
3	**1'53.893**		25.090	36.295	16.843	35.665	224.0
4	**1'52.990**		24.803	35.913	16.634	35.640	228.3
5	**1'52.453**		24.617	35.692	16.614	35.530	218.1
6	**1'52.791**		24.519	35.944	16.851	35.477	220.8
7	**1'52.991**		24.643	35.873	16.814	35.661	219.5
8	**1'53.505**		24.510	36.140	16.758	36.097	217.3
9	**1'53.232**		24.266	36.024	16.813	36.129	219.0
10	**1'53.728**		25.087	35.755	16.969	35.917	210.5
11	**1'53.118**		24.387	35.753	16.889	36.089	225.4
12	**1'54.059**		24.865	35.797	16.943	36.454	214.7
13	**1'54.035**		24.959	36.085	16.968	36.023	211.3
14	**1'53.636**		24.608	35.972	16.837	36.219	212.5
15	**1'54.714**		24.883	36.204	17.288	36.339	211.3
16	**1'53.042**		24.932	35.845	16.775	35.490	213.8

4th 29 Harrison VOIGHT — Red Bull MotoGP Roo AUS

Lap	Lap Time		T1	T2	T3	T4	Speed
1	1'55.882		26.272	35.971	17.359	36.280	
2	**1'54.048**		24.816	36.331	16.960	35.941	214.2
3	**1'53.929**		24.931	36.427	16.799	35.772	219.0
4	**1'52.861**		25.110	35.627	16.590	35.534	216.0
5	**1'52.683**		24.824	35.467	16.644	35.748	215.5
6	**1'52.735**		24.580	35.860	16.701	35.594	216.8
7	**1'53.215**		24.835	35.900	16.697	35.783	214.7
8	**1'53.771**		25.221	36.154	16.650	35.746	215.5
9	**1'53.271**		24.791	35.976	16.804	35.700	219.9
10	**1'53.406**		25.093	35.898	16.675	35.740	214.2
11	**1'53.817**		24.801	36.012	16.755	36.249	224.0
12	**1'53.622**		24.699	36.087	16.644	36.192	219.0
13	**1'53.991**		25.142	35.947	16.842	36.060	217.3
14	**1'53.680**		25.254	35.847	16.682	35.897	218.1
15	**1'54.366**		24.977	36.192	16.834	36.363	218.1
16	**1'53.477**		25.209	35.924	16.687	35.657	208.8

5th 27 Rico SALMELA — Red Bull MotoGP Roo FIN

Lap	Lap Time		T1	T2	T3	T4	Speed
1	1'56.438		27.485	35.932	16.833	36.188	
2	**1'53.999**		25.353	36.026	16.764	35.856	217.3
3	**1'54.464**		25.500	36.395	16.766	35.803	223.1
4	**1'53.085**		24.602	36.030	16.783	35.670	220.8
5	**1'52.634**		24.739	35.706	16.707	35.482	216.0
6	**1'52.272**		24.378	35.649	16.745	35.500	219.0
7	**1'52.933**		24.551	35.815	16.911	35.656	220.4
8	**1'53.386**		24.995	36.027	16.819	35.545	220.8
9	**1'53.268**		25.181	35.752	16.786	35.549	217.7
10	**1'53.531**		25.222	35.827	16.780	35.702	212.1
11	**1'53.659**		24.876	35.900	16.719	36.164	218.6
12	**1'53.694**		24.962	36.047	16.765	35.920	217.7
13	**1'54.102**		25.368	35.848	16.933	35.953	215.1
14	**1'54.182**		25.278	36.187	16.765	35.952	222.2

Fastest Lap:	Rico SALMELA	Red Bull MotoGP Roo	FIN	**1'52.272**	24.378	35.649	16.745	35.500

DORNA DATA PROCESSING -TIMING SERVICE DORNA DATA PROCESSING TIMING SERVICE DORNA DATA PROCESSING TIMING SERVICE DORNA DATA PROCESSING TIMING SERVICE DORNA DATA PROCESSING TIMING SERVICE DORNA DATA PROCESSING TIMING SERVICE DORNA DATA PROCESSING TIMING SERVICE DORNA DATA PROCCEESSS

Portimao, Sunday, April 24, 2022

Lap	Lap Time	T1	T2	T3	T4	Speed
15	**1'54.366**	24.795	35.996	17.025	36.550	215.1
16	**1'52.785**	24.806	35.915	16.581	35.483	222.6

6th 5 Tatchakorn BUASRI Red Bull MotoGP Roo THA

Lap	Lap Time	T1	T2	T3	T4	Speed
1	1'55.829	26.226	36.373	16.854	36.376	
2	**1'53.996**	24.723	36.206	16.936	36.131	213.4
3	**1'54.264**	25.280	36.254	16.818	35.912	214.7
4	**1'52.542**	24.590	35.624	16.653	35.675	225.9
5	**1'52.489**	24.665	35.512	16.716	35.596	219.0
6	**1'53.046**	24.466	36.377	16.721	35.482	216.8
7	**1'53.101**	24.403	35.882	16.785	36.031	220.4
8	**1'53.514**	24.815	35.758	16.793	36.148	212.5
9	**1'53.597**	25.394	35.760	16.689	35.754	211.7
10	**1'53.273**	25.006	35.733	16.671	35.863	216.4
11	**1'53.601**	24.783	35.677	16.956	36.185	219.0
12	**1'53.877**	24.956	35.830	16.874	36.217	221.3
13	**1'53.981**	24.747	35.994	16.954	36.286	216.4
14	**1'54.499**	25.775	35.898	16.825	36.001	211.3
15	**1'54.265**	24.700	35.990	17.061	36.514	221.3
16	**1'53.769**	24.763	35.950	17.138	35.918	219.9

7th 48 Gabin PLANQUES Red Bull MotoGP Roo FRA

Lap	Lap Time	T1	T2	T3	T4	Speed
1	1'56.264	26.890	36.229	16.954	36.191	
2	**1'53.773**	24.776	36.005	16.870	36.122	218.6
3	**1'53.906**	25.166	36.280	16.838	35.622	217.7
4	**1'53.964**	25.355	36.049	16.817	35.743	218.6
5	1'52.666 *	24.610	35.710*	16.715	35.631	217.3
6	**1'52.561**	24.584	35.762	16.651	35.564	215.5
7	**1'52.851**	24.472	35.763	16.886	35.730	220.8
8	**1'53.502**	24.980	35.944	16.959	35.619	223.6
9	**1'53.297**	25.002	35.957	16.749	35.589	221.3
10	**1'53.474**	25.034	35.975	16.711	35.754	218.6
11	**1'53.511**	24.780	35.936	16.692	36.103	219.9
12	**1'53.504**	24.702	36.083	16.739	35.980	220.4
13	**1'54.105**	25.282	35.935	16.878	36.010	215.5
14	**1'53.486**	24.965	35.820	16.790	35.911	222.6
15	**1'54.889**	25.197	36.105	17.048	36.539	214.7
16	**1'54.021**	25.200	36.027	16.905	35.889	216.4

8th 28 Máximo QUILES Red Bull MotoGP Roo SPA

Lap	Lap Time	T1	T2	T3	T4	Speed
1	1'57.313	28.013	36.323	16.854	36.123	
2	**1'54.167**	24.877	36.517	16.857	35.916	226.8
3	1'54.115 *	24.847	36.224*	16.981	36.063	223.1
4	1'53.788 *	24.889	35.958*	16.765	36.176	223.1
5	**1'53.417**	24.859	36.037	16.808	35.713	221.7
6	**1'53.192**	24.694	35.951	16.810	35.737	225.4
7	**1'53.633**	24.779	35.978	16.794	36.082	218.6
8	**1'53.576**	24.888	35.762	16.912	36.014	215.5
9	**1'53.342**	24.693	35.856	16.900	35.893	214.2
10	**1'53.644**	24.702	35.784	16.965	36.193	214.7
11	**1'54.091**	24.785	35.994	17.032	36.280	213.8
12	1'53.971 *	24.822	36.018*	16.937	36.194	214.2
13	**1'54.510**	25.124	36.132	17.036	36.218	213.8
14	**1'54.590**	24.988	36.287	16.981	36.334	216.8
15	**1'55.160**	24.789	35.850	17.258	37.263	215.1
16	**1'53.878**	24.980	36.090	16.961	35.847	216.0

9th 8 Eddie O'SHEA Red Bull MotoGP Roo GBR

Lap	Lap Time	T1	T2	T3	T4	Speed
1	1'56.934	27.258	36.653	16.897	36.126	
2	**1'54.140**	25.212	36.305	16.846	35.777	223.1
3	**1'53.747**	24.991	36.090	16.776	35.890	222.6
4	**1'54.078**	25.302	35.980	16.832	35.964	216.0
5	**1'53.339**	24.922	35.850	16.770	35.797	217.7
6	**1'53.718**	25.097	35.936	16.814	35.871	218.1
7	**1'53.825**	24.991	35.945	16.826	36.063	219.0
8	**1'54.108**	24.921	36.296	16.904	35.987	221.3
9	**1'54.129**	25.272	36.052	16.818	35.987	212.5
10	**1'53.717**	24.652	35.920	17.033	36.112	218.1
11	**1'54.130**	24.858	35.904	16.919	36.449	216.8
12	**1'53.489**	24.655	36.028	16.809	35.997	222.2
13	**1'53.788**	24.696	36.114	16.800	36.178	220.4
14	**1'54.347**	25.067	36.284	16.957	36.039	219.9
15	**1'55.296**	24.931	35.869	16.952	37.544	215.1
16	**1'53.636**	24.797	36.105	16.850	35.884	222.2

10th 58 Luca LUNETTA Red Bull MotoGP Roo ITA

Lap	Lap Time	T1	T2	T3	T4	Speed
1	1'58.247	28.281	36.809	16.926	36.231	
2	**1'53.389**	24.695	36.108	16.744	35.842	223.1
3	**1'53.560**	24.809	36.239	16.747	35.765	225.4
4	**1'53.765**	25.090	35.952	16.808	35.915	223.6
5	**1'53.186**	24.649	35.793	16.811	35.933	217.3
6	**1'53.599**	24.782	35.872	16.859	36.086	216.4
7	**1'53.912**	24.831	35.981	16.891	36.209	215.1
8	**1'54.120**	25.206	36.064	16.812	36.038	212.5
9	**1'53.236**	24.659	35.888	16.818	35.871	216.0
10	**1'53.416**	24.812	35.898	16.818	35.888	209.7
11	**1'54.112**	24.724	36.035	17.007	36.346	218.1
12	**1'53.917**	24.872	35.934	16.925	36.186	208.8
13	**1'54.240**	24.698	36.196	16.961	36.385	220.4
14	**1'54.708**	24.837	36.340	17.042	36.489	215.1
15	**1'55.320**	24.903	35.870	17.071	37.476	213.0
16	**1'53.701**	24.556	36.073	16.851	36.221	223.6

11th 78 Jakob ROSENTHAL Red Bull MotoGP Roo AUT

Lap	Lap Time	T1	T2	T3	T4	Speed
1	1'57.968	28.258	36.610	16.945	36.155	
2	**1'53.792**	25.095	36.348	16.670	35.679	218.1
3	1'53.976 *	24.908	36.167*	16.825	36.076	228.3
4	**1'53.792**	24.797	36.329	16.801	35.865	226.8
5	**1'53.651**	24.974	36.166	16.782	35.729	224.5
6	**1'53.497**	24.720	36.069	16.716	35.992	222.6
7	**1'53.667**	24.758	36.028	16.755	36.126	225.4
8	**1'54.436**	25.197	36.474	16.847	35.918	222.6
9	1'54.045 *	24.872	36.521*	16.817	35.835	222.2
10	**1'53.737**	24.634	36.200	16.859	36.044	220.8
11	**1'53.883**	24.741	36.139	16.705	36.298	219.5
12	1'54.117 *	24.669	36.440*	16.882	36.126	219.5

Fastest Lap:	Rico SALMELA	Red Bull MotoGP Roo	FIN	**1'52.272**	24.378	35.649	16.745	35.500

DORNA DATA PROCESSING ,TIMING SERVICE DORNA DATA PROCESSING TIMING SERVICE DORNA DATA PROCESSING TIMING SERVICE DORNA DATA PROCESSING TIMING SERVICE DORNA DATA PROCESSING TIMING SERVICE DORNA DATA PROCESSING TIMING SERVICE DORNA DATA PROCESSING TIMING SERVICE DORNA DATA PROCCEESSS

Lap	Lap Time	T1	T2	T3	T4	Speed
13	**1'53.415**	24.637	35.997	16.729	36.052	219.0
14	**1'53.848**	24.661	36.189	16.994	36.004	221.3
15	**1'55.045**	25.091	36.021	16.744	37.189	220.8
16	**1'53.786**	25.007	36.227	16.754	35.798	224.0

12th 57 Danial SHAHRIL — Red Bull MotoGP Roo MAL

1	1'59.097	28.888	36.950	16.922	36.337	
2	**1'53.911**	24.598	36.482	16.922	35.909	222.6
3	**1'53.505**	24.812	35.983	16.746	35.964	218.1
4	**1'53.191**	24.752	35.921	16.786	35.732	219.9
5	**1'53.716**	24.956	36.276	16.789	35.695	225.9
6	**1'53.317**	24.767	36.030	16.787	35.733	223.6
7	**1'53.636**	24.987	36.063	16.878	35.708	221.3
8	**1'53.887**	25.106	35.999	16.922	35.860	223.6
9	**1'54.152**	25.069	36.082	16.971	36.030	225.0
10	**1'54.226**	24.850	36.266	17.111	35.999	225.4
11	**1'53.877**	24.825	36.082	16.839	36.131	222.2
12	**1'53.651**	24.832	36.010	16.753	36.056	218.1
13	**1'53.503**	24.698	36.041	16.822	35.942	216.0
14	**1'53.970**	24.753	36.331	16.960	35.926	219.9
15	**1'54.937**	25.022	35.920	16.952	37.043	215.1
16	**1'54.150**	25.175	36.205	17.009	35.761	216.8

13th 11 Ruché MOODLEY — Red Bull MotoGP Roo RSA

1	1'59.405	28.997	36.983	16.972	36.453	
2	**1'54.314**	24.935	36.744	16.858	35.777	223.6
3	**1'53.915**	24.640	36.116	17.054	36.105	221.7
4	**1'53.079**	24.790	35.868	16.784	35.637	218.1
5	**1'53.111**	24.606	35.922	16.822	35.761	220.4
6	**1'53.315**	24.646	35.979	16.820	35.870	221.3
7	**1'53.505**	24.813	36.004	16.898	35.790	223.1
8	**1'53.735**	25.106	35.946	16.901	35.782	227.3
9	**1'53.985**	25.132	36.073	16.920	35.860	223.6
10	**1'53.973**	24.815	36.007	16.828	36.323	223.6
11	**1'53.347**	24.463	35.922	16.829	36.133	223.1
12	**1'53.326**	24.698	35.948	16.750	35.930	220.4
13	**1'54.022**	24.810	36.146	16.931	36.135	221.7
14	**1'54.470**	25.062	36.303	16.943	36.162	219.0
15	**1'55.494**	25.735	35.994	16.866	36.899	215.1
16	**1'54.423**	25.173	36.122	17.012	36.116	221.7

14th 81 Lorenz LUCIANO — Red Bull MotoGP Roo BEL

1	1'58.383	28.585	36.727	16.776	36.295	
2	**1'54.759**	25.038	36.393	17.066	36.262	224.0
3	1'52.642 *	24.329	35.887*	16.682	35.744	223.6
4	**1'53.559**	24.954	35.897	16.719	35.989	226.4
5	1'53.509 *	24.892	36.204*	16.763	35.650	221.7
6	**1'53.555**	24.877	36.026	16.734	35.918	224.5
7	**1'53.468**	24.658	35.922	16.840	36.048	220.8
8	**1'54.009**	25.055	36.150	16.920	35.884	219.5
9	**1'53.127**	24.974	35.874	16.756	35.523	213.4
10	**1'53.509**	25.023	35.806	16.813	35.867	210.9
11	**1'54.030**	24.800	36.017	16.941	36.272	217.7

Lap	Lap Time	T1	T2	T3	T4	Speed
12	**1'53.948**	25.002	35.898	16.913	36.135	208.0
13	**1'54.132**	24.968	36.158	16.781	36.225	221.3
14	**1'54.861**	25.199	36.353	16.933	36.376	213.8
15	**1'55.523**	25.292	35.910	16.839	37.482	215.1
16	**1'54.765**	25.283	36.323	16.936	36.223	219.9

15th 69 Marcos RUDA — Red Bull MotoGP Roo SPA

1	1'56.163	26.599	36.212	16.990	36.362	
2	**1'54.183**	25.063	36.037	16.993	36.090	216.8
3	**1'54.492**	25.278	36.301	16.909	36.004	225.0
4	1'54.078 *	25.153	35.989*	16.878	36.058	217.3
5	1'53.651 *	25.107	35.848*	16.776	35.920	216.4
6	**1'53.956**	25.082	35.947	16.801	36.126	220.4
7	**1'53.686**	24.830	35.854	16.845	36.157	226.4
8	**1'54.013**	25.063	35.996	16.914	36.040	222.2
9	**1'53.836**	24.753	36.033	16.911	36.139	224.5
10	1'54.170 *	24.838	35.890*	17.040	36.402	220.4
11	1'54.230 *	24.913	35.930*	16.918	36.469	218.1
12	**1'54.436**	25.075	36.118	16.928	36.315	216.0
13	**1'54.709**	24.857	36.115	17.056	36.681	218.6
14	**1'54.734**	25.025	36.194	17.012	36.503	215.5
15	**1'54.973**	25.062	36.067	17.132	36.712	214.7
)16	**1'54.641**	25.011	36.009	17.048	36.573	214.7

16th 42 Soma GÖRBE — Red Bull MotoGP Roo HUN

1	1'58.301	28.090	36.618	16.941	36.652	
2	1'54.913 *	24.976	36.477*	17.071	36.389	223.6
3	1'54.435 *	24.910	36.298*	16.967	36.260	223.1
4	**1'54.158**	25.024	36.100	16.927	36.107	217.7
5	1'53.760 *	24.923	36.001*	16.844	35.992	215.1
6	**1'54.129**	24.873	36.163	16.922	36.171	215.5
7	1'54.537 *	24.876	36.249*	16.982	36.430	213.8
8	**1'55.340**	24.905	36.130	17.279	37.026	214.2
9	**1'55.497**	25.211	36.566	17.259	36.461	208.4
10	**1'55.038**	25.004	36.393	17.054	36.587	210.9
11	**1'54.582**	24.912	36.036	16.929	36.705	213.8
12	**1'55.012**	25.310	36.223	17.112	36.367	209.7
13	**1'54.878**	25.340	36.117	17.024	36.397	211.7
14	**1'55.652**	24.975	36.361	16.947	37.369	213.4
15	**1'54.314**	24.911	36.149	17.008	36.246	216.0
16	**1'54.259**	24.881	36.098	16.986	36.294	213.4

17th 9 Freddie HEINRICH — Red Bull MotoGP Roo GER

1	2'00.478	29.334	37.392	17.103	36.649	
2	**1'56.076**	25.520	36.945	17.158	36.453	219.5
3	**1'54.369**	25.044	36.554	16.766	36.005	222.6
4	**1'54.027**	24.822	36.380	16.819	36.006	215.5
5	**1'53.873**	24.962	36.122	16.797	35.992	212.5
6	**1'53.786**	24.816	36.112	16.820	36.038	215.5
7	**1'54.211**	24.824	36.352	16.912	36.123	216.0
8	**1'54.121**	24.923	36.373	16.816	36.009	218.1
9	**1'54.250**	24.726	36.461	16.928	36.135	216.8
10	**1'55.095**	25.155	36.432	17.046	36.462	206.8

Fastest Lap:	Rico SALMELA	Red Bull MotoGP Roo	FIN	**1'52.272**	24.378	35.649	16.745	35.500

DORNA DATA PROCESSING ,TIMING SERVICE DORNA DATA PROCESSING TIMING SERVICE DORNA DATA PROCESSING TIMING SERVICE DORNA DATA PROCESSING TIMING SERVICE DORNA DATA PROCESSING TIMING SERVICE DORNA DATA PROCESSING TIMING SERVICE DORNA DATA PROCESSING TIMING SERVICE DORNA DATA PROCCEESSS

Lap	Lap Time	T1	T2	T3	T4	Speed
11	**1'54.517**	24.929	36.198	16.951	36.439	216.0
12	**1'54.978**	25.292	36.348	16.962	36.376	213.8
13	**1'54.919**	25.405	36.257	16.904	36.353	215.1
14	**1'54.839**	24.977	36.372	16.932	36.558	215.1
15	**1'55.023**	25.061	36.426	16.963	36.573	208.0
16	**1'54.308**	25.144	36.292	16.830	36.042	209.3

18th 93 Arbi ADITAMA — Red Bull MotoGP Roo INA

1	1'59.057	28.794	36.858	16.944	36.461	
2	**1'55.229**	25.088	37.267	17.014	35.860	218.1
3	**1'54.152**	24.811	36.192	17.182	35.967	220.4
4	**1'55.289**	24.921	37.066	17.190	36.112	218.1
5	**1'54.566**	25.135	36.268	17.145	36.018	213.8
6	**1'54.123**	24.850	36.118	17.092	36.063	214.2
7	**1'54.353**	24.910	36.275	17.022	36.146	214.2
8	**1'54.109**	24.820	36.248	17.032	36.009	216.8
9	**1'54.304**	24.976	36.142	16.936	36.250	216.0
10	**1'54.891**	25.021	36.352	17.190	36.328	209.7
11	**1'54.620**	24.764	36.092	17.213	36.551	213.4
12	1'55.112 *	25.616	36.227	17.088	36.181*	208.4
13	**1'54.652**	25.125	36.113	17.041	36.373	215.5
14	1'55.434 *	24.933	36.363	17.038	37.100*	211.7
15	**1'54.653**	24.981	36.258	17.093	36.321	215.1
16	**1'55.009**	25.025	36.167	16.962	36.855	212.1

19th 55 Alex VENTURINI — Red Bull MotoGP Roo ITA

1	2'00.144	28.787	37.533	17.157	36.667	
2	**1'56.210**	25.437	37.063	17.245	36.465	216.8
3	**1'55.475**	25.438	36.619	17.085	36.333	216.8
4	**1'54.968**	25.045	36.538	17.020	36.365	219.0
5	**1'54.894**	25.076	36.475	17.072	36.271	214.2
6	**1'55.721**	25.543	36.470	17.153	36.555	215.1
7	**1'55.311**	25.140	36.571	17.088	36.512	213.4
8	**1'55.116**	25.052	36.558	17.042	36.464	213.0
9	**1'55.069**	25.029	36.494	16.994	36.552	209.7
10	**1'55.976**	25.392	36.561	17.233	36.790	208.4
11	**1'55.494**	25.106	36.619	17.140	36.629	210.1
12	**1'55.025**	25.083	36.517	16.946	36.479	210.5
13	**1'55.129**	25.004	36.557	17.093	36.475	209.7
14	**1'54.536**	24.940	36.318	17.015	36.263	210.9
15	**1'54.382**	24.882	36.222	17.007	36.271	213.0
16	**1'55.504**	25.262	36.502	17.057	36.683	211.7

20th 21 Demis MIHAILA — Red Bull MotoGP Roo ITA

1	2'00.351	29.086	37.398	17.160	36.707	
2	**1'55.060**	24.980	36.693	17.036	36.351	221.3
3	**1'54.891**	25.051	36.423	17.038	36.379	215.5
4	**1'54.671**	24.882	36.512	16.993	36.284	213.8
5	**1'54.650**	25.275	36.233	17.004	36.138	211.7
6	**1'54.273**	24.883	36.193	16.980	36.217	215.1
7	**1'54.286**	24.746	36.249	16.971	36.320	213.0
8	**1'54.818**	24.746	36.408	17.123	36.541	214.7
9	**1'56.205**	25.639	36.936	17.100	36.530	210.5

Lap	Lap Time	T1	T2	T3	T4	Speed
10	**1'55.416**	25.139	36.444	17.093	36.740	209.7
11	**1'55.573**	24.957	36.573	17.153	36.890	210.5
12	**1'56.028**	25.188	36.705	17.338	36.797	210.1
13	**1'56.021**	25.370	36.664	17.165	36.822	208.8
14	**1'56.147**	25.278	36.677	17.135	37.057	210.1
15	**1'55.153**	25.081	36.335	17.067	36.670	209.3
16	**1'55.489**	25.070	36.425	17.110	36.884	216.8

21st 10 Guillermo MORENO — Red Bull MotoGP Roo MEX

1	2'00.418	29.246	37.383	17.119	36.670	
2	**1'56.076**	25.384	37.032	17.152	36.508	220.4
3	**1'55.105**	24.954	36.571	17.254	36.326	222.2
4	**1'55.356**	25.077	36.511	17.073	36.695	215.1
5	**1'54.885**	25.152	36.450	16.982	36.301	216.4
6	**1'55.752**	25.549	36.469	17.117	36.617	219.9
7	**1'55.432**	25.172	36.553	17.161	36.546	216.0
8	**1'55.116**	25.069	36.476	17.221	36.350	216.0
9	**1'54.816**	25.034	36.419	17.123	36.240	213.8
10	**1'55.903**	25.212	36.586	17.230	36.875	210.9
11	**1'55.725**	25.422	36.531	17.097	36.675	209.3
12	**1'55.116**	25.237	36.428	17.084	36.367	213.8
13	**1'55.548**	25.062	36.690	17.267	36.529	213.0
14	**1'55.604**	25.111	36.498	17.138	36.857	212.5
15	**1'56.520**	25.327	36.841	17.161	37.191	210.1
16	**1'56.928**	25.508	36.837	17.232	37.351	209.3

22nd 2 Amaury MIZERA — Red Bull MotoGP Roo FRA

1	2'00.723	29.144	37.796	17.169	36.614	
2	1'56.785 *	25.501	37.034*	17.081	37.169	224.0
3	1'55.078 *	25.125	36.467*	17.061	36.425	220.8
4	**1'54.808**	25.039	36.506	17.018	36.245	220.4
5	**1'54.661**	25.008	36.430	16.992	36.231	220.8
6	**1'55.104**	25.000	36.423	17.163	36.518	225.9
	unfinished	25.182				214.2

23rd 12 Jacob ROULSTONE — Red Bull MotoGP Roo AUS

1	1'58.561	28.747	36.734	16.854	36.226	
	unfinished	25.896				227.3

Fastest Lap:	Rico SALMELA	Red Bull MotoGP Roo	FIN	**1'52.272**	24.378	35.649	16.745	35.500

DORNA DATA PROCESSING ,TIMING SERVICE DORNA DATA PROCESSING TIMING SERVICE DORNA DATA PROCESSING TIMING SERVICE DORNA DATA PROCESSING TIMING SERVICE DORNA DATA PROCESSING TIMING SERVICE DORNA DATA PROCESSING TIMING SERVICE DORNA DATA PROCESSING TIMING SERVICE DORNA DATA PROCCEESSS

omo Internacional do A

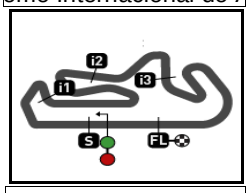

4592 m.

Results and timing service provided by TISSOT

RookiesCup

GRANDE PRÉMIO TISSOT DE PORTUGAL

Official Starting Grid

Race : 16 laps = 73.472 km

1	**1** 2'11.198 **28 Máximo QUILES** KTM	**2** 2'11.417 **29 Harrison VOIGHT** KTM	**3** 2'11.793 **42 Soma GÖRBE** KTM
2	**4** 2'11.934 **67 Casey O'GORMAN** KTM	**5** 2'11.957 **69 Marcos RUDA** KTM	**6** 2'12.056 **48 Gabin PLANQUES** KTM
3	**7** 2'12.839 **5 Tatchakorn BUASRI** KTM	**8** 2'12.866 **27 Rico SALMELA** KTM	**9** 2'12.932 **8 Eddie O'SHEA** KTM
4	**10** 2'13.119 **95 Collin VEIJER** KTM	**11** 2'13.232 **99 José RUEDA** KTM	**12** 2'13.268 **81 Lorenz LUCIANO** KTM
5	**13** 2'13.489 **55 Alex VENTURINI** KTM	**14** 2'13.599 **58 Luca LUNETTA** KTM	**15** 2'13.771 **21 Demis MIHAILA** KTM
6	**16** 2'13.861 **2 Amaury MIZERA** KTM	**17** 2'14.072 **78 Jakob ROSENTHALER** KTM	**18** 2'15.612 **93 Arbi ADITAMA** KTM
7	**19** 2'18.672 **11 Ruché MOODLEY** KTM	**20** 2'19.146 **57 Danial SHAHRIL** KTM	**21** 2'19.338 **9 Freddie HEINRICH** KTM
8	**22** **10 Guillermo MORENO** KTM	**23** **12 Jacob ROULSTONE** KTM	

The results are provisional until the end of the limit for protest and appeals and until the ratification of the Event Management Committee.

Time limit for protest expires 60' at the latest after publication of the results - . ..... Time: .....

DORNA DATA PROCESSING TIMING SERVICE DORNA DATA PROCESSING TIMING SERVICE DORNA DATA PROCESSING TIMING SERVICE DORNA DATA PROCESSING TIMING SERVICE DORNA DATA PROCESSING TIMING SERVICE DORNA DATA PROCESSING TIMING SERVICE DORNA DATA PROCESSING TIMING SERVICE DORNA DATA PROCCEESSS

Portimao, Sunday, April 24, 2022

omo Internacional do A

Results and timing service provided by TISSOT

RookiesCup

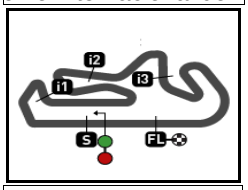

4592 m.

GRANDE PRÉMIO TISSOT DE PORTUGAL

Race Nr. 2

Lap Chart

Pos	1	2	3	4	5	6	7	8	9	10	11	12	13	14	15	16	17	18	19	20	21	22	23
Grid	28	29	42	67	69	48	5	27	8	95	99	81	55	58	21	2	78	93	11	57	9	10	12
Laps 1	5	29	69	67	48	99	27	8	95	28	78	58	42	81	12	93	57	11	55	21	10	9	2
2	5	99	29	48	67	69	27	95	8	28	58	78	57	81	42	11	93	21	55	10	9	2	
3	99	29	48	5	67	95	8	69	27	58	28	78	81	57	11	42	93	21	9	10	55	2	
4	99	5	29	67	95	48	27	8	69	58	81	28	78	57	11	42	93	9	21	55	10	2	
5	99	5	29	67	95	48	27	58	8	69	28	81	78	57	11	42	93	9	21	55	10	2	
6	99	29	5	67	95	27	48	58	8	28	81	69	78	57	11	42	93	9	21	2	55	10	
7	5	99	29	67	95	27	48	28	58	8	81	69	78	57	11	42	93	9	21	55	10		
8	5	67	99	95	29	27	48	28	58	81	8	69	57	11	78	42	93	9	21	55	10		
9	67	99	95	5	29	27	48	28	81	58	8	69	11	57	78	42	93	9	21	55	10		
10	99	5	95	29	67	27	48	28	58	81	8	69	11	78	57	93	42	9	21	10	55		
11	67	95	99	5	29	27	48	28	58	81	11	8	78	69	57	42	93	9	21	55	10		
12	67	99	5	95	29	48	27	28	58	81	11	8	57	78	69	42	9	93	21	55	10		
13	95	67	5	99	29	48	27	81	58	28	11	8	57	78	69	93	42	9	21	55	10		
14	67	99	95	48	29	5	27	28	58	8	81	11	57	78	69	9	93	42	21	55	10		
15	29	99	95	67	48	5	27	28	57	58	8	78	11	81	69	93	42	9	55	21	10		
16	99	95	67	29	27	5	48	28	8	58	78	57	11	81	69	42	9	93	55	21	10		

Winner Lapped rider

DORNA DATA PROCESSING TIMING SERVICE DORNA DATA PROCESSING TIMING SERVICE DORNA DATA PROCESSING TIMING SERVICE DORNA DATA PROCESSING TIMING SERVICE DORNA DATA PROCESSING TIMING SERVICE DORNA DATA PROCESSING TIMING SERVICE DORNA DATA PROCESSING TIMING SERVICE DORNA DATA PROCCEESSS

Portimao, Sunday, April 24, 2022

omo Internacional do A

Results and timing service provided by TISSOT

RookiesCup

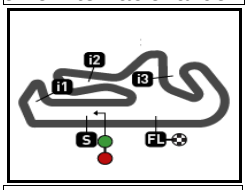

4592 m.

GRANDE PRÉMIO TISSOT DE PORTUGAL

Race Nr. 2

Fastest Lap of Each Rider

		Rider	Nation	Team	Motorcycle	Time	Lap	Total	Gap	
1	27	**Rico SALMELA**	FIN	Red Bull MotoGP Rookies Cup	KTM	**1'52.272**	6	16		
2	67	**Casey O'GORMAN**	IRL	Red Bull MotoGP Rookies Cup	KTM	**1'52.453**	5	16	0.181	0.181
3	5	**Tatchakorn BUASRI**	THA	Red Bull MotoGP Rookies Cup	KTM	**1'52.489**	5	16	0.217	0.036
4	95	**Collin VEIJER**	NED	Red Bull MotoGP Rookies Cup	KTM	**1'52.497**	5	16	0.225	0.008
5	48	**Gabin PLANQUES**	FRA	Red Bull MotoGP Rookies Cup	KTM	**1'52.561**	6	16	0.289	0.064
6	99	**José RUEDA**	SPA	Red Bull MotoGP Rookies Cup	KTM	**1'52.620**	5	16	0.348	0.059
7	29	**Harrison VOIGHT**	AUS	Red Bull MotoGP Rookies Cup	KTM	**1'52.683**	5	16	0.411	0.063
8	11	**Ruché MOODLEY**	RSA	Red Bull MotoGP Rookies Cup	KTM	**1'53.079**	4	16	0.807	0.396
9	81	**Lorenz LUCIANO**	BEL	Red Bull MotoGP Rookies Cup	KTM	**1'53.127**	9	16	0.855	0.048
10	58	**Luca LUNETTA**	ITA	Red Bull MotoGP Rookies Cup	KTM	**1'53.186**	5	16	0.914	0.059
11	57	**Danial SHAHRIL**	MAL	Red Bull MotoGP Rookies Cup	KTM	**1'53.191**	4	16	0.919	0.005
12	28	**Máximo QUILES**	SPA	Red Bull MotoGP Rookies Cup	KTM	**1'53.192**	6	16	0.920	0.001
13	8	**Eddie O'SHEA**	GBR	Red Bull MotoGP Rookies Cup	KTM	**1'53.339**	5	16	1.067	0.147
14	78	**Jakob ROSENTHALER**	AUT	Red Bull MotoGP Rookies Cup	KTM	**1'53.415**	13	16	1.143	0.076
15	69	**Marcos RUDA**	SPA	Red Bull MotoGP Rookies Cup	KTM	**1'53.686**	7	16	1.414	0.271
16	9	**Freddie HEINRICH**	GER	Red Bull MotoGP Rookies Cup	KTM	**1'53.786**	6	16	1.514	0.100
17	93	**Arbi ADITAMA**	INA	Red Bull MotoGP Rookies Cup	KTM	**1'54.109**	8	16	1.837	0.323
18	42	**Soma GÖRBE**	HUN	Red Bull MotoGP Rookies Cup	KTM	**1'54.129**	6	16	1.857	0.020
19	21	**Demis MIHAILA**	ITA	Red Bull MotoGP Rookies Cup	KTM	**1'54.273**	6	16	2.001	0.144
20	55	**Alex VENTURINI**	ITA	Red Bull MotoGP Rookies Cup	KTM	**1'54.382**	15	16	2.110	0.109
21	2	**Amaury MIZERA**	FRA	Red Bull MotoGP Rookies Cup	KTM	**1'54.661**	5	6	2.389	0.279
22	10	**Guillermo MORENO**	MEX	Red Bull MotoGP Rookies Cup	KTM	**1'54.816**	9	16	2.544	0.155

DORNA DATA PROCESSING ,TIMING SERVICE DORNA DATA PROCESSING TIMING SERVICE DORNA DATA PROCESSING TIMING SERVICE DORNA DATA PROCESSING TIMING SERVICE DORNA DATA PROCESSING TIMING SERVICE DORNA DATA PROCESSING TIMING SERVICE DORNA DATA PROCESSING TIMING SERVICE DORNA DATA PROCCEESSS

Portimao, Sunday, April 24, 2022

omo Internacional do A

Results and timing service provided by TISSOT

RookiesCup

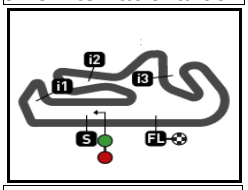

4592 m.

GRANDE PRÉMIO TISSOT DE PORTUGAL

Race Nr. 2

Analysis by Lap

Num Lap Time Gap

Lap 1

5	1'55.829	
29	1'55.882	0.053
69	1'56.163	0.334
67	1'56.178	0.349
48	1'56.264	0.435
99	1'56.279	0.450
27	1'56.438	0.609
8	1'56.934	1.105
95	1'57.120	1.291
28	1'57.313	1.484
78	1'57.968	2.139
58	1'58.247	2.418
42	1'58.301	2.472
81	1'58.383	2.554
12	1'58.561	2.732
93	1'59.057	3.228
57	1'59.097	3.268
11	1'59.405	3.576
55	2'00.144	4.315
21	2'00.351	4.522
10	2'00.418	4.589
9	2'00.478	4.649
2	2'00.723	4.894

Lap 2

5	1'53.996	
99	1'53.625	0.079
29	1'54.048	0.105
48	1'53.773	0.212
67	1'54.103	0.456
69	1'54.183	0.521
27	1'53.999	0.612
95	1'53.354	0.649
8	1'54.140	1.249
28	1'54.167	1.655
58	1'53.389	1.811
78	1'53.792	1.935
57	1'53.911	3.183
81	1'54.759	3.317
42	1'54.913	3.389
11	1'54.314	3.894
93	1'55.229	4.461
21	1'55.060	5.586
55	1'56.210	6.529
10	1'56.076	6.669
9	1'56.076	6.729
2	1'56.785	7.683

Lap 3

99	1'53.745	
29	1'53.929	0.210
48	1'53.906	0.294
5	1'54.264	0.440
67	1'53.893	0.525
95	1'53.839	0.664
8	1'53.747	1.172
69	1'54.492	1.189
27	1'54.464	1.252
58	1'53.560	1.547
28	1'54.115	1.946
78	1'53.976	2.087
81	1'52.642	2.135
57	1'53.505	2.864
11	1'53.915	3.985
42	1'54.435	4.000
93	1'54.152	4.789
21	1'54.891	6.653
9	1'54.369	7.274
10	1'55.105	7.950
55	1'55.475	8.180
2	1'55.078	8.937

Lap 4

99	1'52.729	
5	1'52.542	0.253
29	1'52.861	0.342
67	1'52.990	0.786
95	1'53.335	1.270
48	1'53.964	1.529
27	1'53.085	1.608
8	1'54.078	2.521
69	1'54.078	2.538
58	1'53.765	2.583
81	1'53.559	2.965
28	1'53.788	3.005
78	1'53.792	3.150
57	1'53.191	3.326
11	1'53.079	4.335
42	1'54.158	5.429
93	1'55.289	7.349
9	1'54.027	8.572
21	1'54.671	8.595
55	1'54.968	10.419
10	1'55.356	10.577
2	1'54.808	11.016

Lap 5

99	1'52.620	
5	1'52.489	0.122
29	1'52.683	0.405
67	1'52.453	0.619
95	1'52.497	1.147
48	1'52.666	1.575
27	1'52.634	1.622
58	1'53.186	3.149
8	1'53.339	3.240
69	1'53.651	3.569
28	1'53.417	3.802
81	1'53.509	3.854
78	1'53.651	4.181
57	1'53.716	4.422
11	1'53.111	4.826
42	1'53.760	6.569
93	1'54.566	9.295
9	1'53.873	9.825
21	1'54.650	10.625
55	1'54.894	12.693
10	1'54.885	12.842
2	1'54.661	13.057

Lap 6

99	1'52.949	
29	1'52.735	0.191
5	1'53.046	0.219
67	1'52.791	0.461
95	1'52.555	0.753
27	1'52.272	0.945
48	1'52.561	1.187
58	1'53.599	3.799
8	1'53.718	4.009
28	1'53.192	4.045
81	1'53.555	4.460
69	1'53.956	4.576
78	1'53.497	4.729
57	1'53.317	4.790
11	1'53.315	5.192
42	1'54.129	7.749
93	1'54.123	10.469
9	1'53.786	10.662
21	1'54.273	11.949
2	1'55.104	15.212
55	1'55.721	15.465
10	1'55.752	15.645

Lap 7

5	1'53.101	
99	1'53.325	0.005
29	1'53.215	0.086
67	1'52.991	0.132
95	1'52.962	0.395
27	1'52.933	0.558
48	1'52.851	0.718
28	1'53.633	4.358
58	1'53.912	4.391
8	1'53.825	4.514
81	1'53.468	4.608
69	1'53.686	4.942
78	1'53.667	5.076
57	1'53.636	5.106
11	1'53.505	5.377
42	1'54.537	8.966
93	1'54.353	11.502
9	1'54.211	11.553
21	1'54.286	12.915
55	1'55.311	17.456
10	1'55.432	17.757

Lap 8

5	1'53.514	
67	1'53.505	0.123
99	1'53.688	0.179
95	1'53.341	0.222
29	1'53.771	0.343
27	1'53.386	0.430
48	1'53.502	0.706
28	1'53.576	4.420
58	1'54.120	4.997
81	1'54.009	5.103
8	1'54.108	5.108
69	1'54.013	5.441
57	1'53.887	5.479
11	1'53.735	5.598
78	1'54.436	5.998
42	1'55.340	10.792
93	1'54.109	12.097
9	1'54.121	12.160
21	1'54.818	14.219
55	1'55.116	19.058
10	1'55.116	19.359

Lap 9

67	1'53.232	
99	1'53.283	0.107
95	1'53.352	0.219
5	1'53.597	0.242
29	1'53.271	0.259
27	1'53.268	0.343
48	1'53.297	0.648
28	1'53.342	4.407
81	1'53.127	4.875
58	1'53.236	4.878
8	1'54.129	5.882
69	1'53.836	5.922
11	1'53.985	6.228
57	1'54.152	6.276
78	1'54.045	6.688
42	1'55.497	12.934
93	1'54.304	13.046
9	1'54.250	13.055
21	1'56.205	17.069
55	1'55.069	20.772
10	1'54.816	20.820

Lap 10

99	1'53.218	
5	1'53.273	0.190
95	1'53.392	0.286
29	1'53.406	0.340
67	1'53.728	0.403
27	1'53.531	0.549
48	1'53.474	0.797
28	1'53.644	4.726
58	1'53.416	4.969
81	1'53.509	5.059
8	1'53.717	6.274
69	1'54.170	6.767
11	1'53.973	6.876
78	1'53.737	7.100
57	1'54.226	7.177
93	1'54.891	14.612
42	1'55.038	14.647
9	1'55.095	14.825
21	1'55.416	19.160
10	1'55.903	23.398
55	1'55.976	23.423

Lap 11

67	1'53.118	
95	1'53.298	0.063
99	1'53.634	0.113
5	1'53.601	0.270
29	1'53.817	0.636
27	1'53.659	0.687
48	1'53.511	0.787
28	1'54.091	5.296
58	1'54.112	5.560
81	1'54.030	5.568
11	1'53.347	6.702
8	1'54.130	6.883
78	1'53.883	7.462
69	1'54.230	7.476
57	1'53.877	7.533
42	1'54.582	15.708
93	1'54.620	15.711
9	1'54.517	15.821
21	1'55.573	21.212
55	1'55.494	25.396
10	1'55.725	25.602

Lap 12

67	1'54.059	
99	1'53.991	0.045
5	1'53.877	0.088
95	1'54.137	0.141
29	1'53.622	0.199
48	1'53.504	0.232
27	1'53.694	0.322
28	1'53.971	5.208
58	1'53.917	5.418
81	1'53.948	5.457
11	1'53.326	5.969
8	1'53.489	6.313
57	1'53.651	7.125
78	1'54.117	7.520
69	1'54.436	7.853
42	1'55.012	16.661
9	1'54.978	16.740
93	1'55.112	16.764
21	1'56.028	23.181
55	1'55.025	26.362
10	1'55.116	26.659

Lap 13

95	1'53.834	
67	1'54.035	0.060
5	1'53.981	0.094
99	1'54.069	0.139
29	1'53.991	0.215
48	1'54.105	0.362
27	1'54.102	0.449
81	1'54.132	5.614
58	1'54.240	5.683
28	1'54.510	5.743
11	1'54.022	6.016
8	1'53.788	6.126
57	1'53.503	6.653
78	1'53.415	6.960
69	1'54.709	8.587

Lapped rider

DORNA DATA PROCESSING TIMING SERVICE DORNA DATA PROCESSING TIMING SERVICE DORNA DATA PROCESSING TIMING SERVICE DORNA DATA PROCESSING TIMING SERVICE DORNA DATA PROCESSING TIMING SERVICE DORNA DATA PROCESSING TIMING SERVICE DORNA DATA PROCESSING TIMING SERVICE DORNA DATA PROCCEESSS

Portimao, Sunday, April 24, 2022

Num	Lap Time	Gap
93	1'54.652	17.441
42	1'54.878	17.564
9	1'54.919	17.684
21	1'56.021	25.227
55	1'55.129	27.516
10	1'55.548	28.232
9	1'54.308	20.512
93	1'55.009	21.195
55	1'55.504	30.596
21	1'55.489	30.674
10	1'56.928	35.942

Lap 14

67	1'53.636	
99	1'53.583	0.026
95	1'53.802	0.106
48	1'53.486	0.152
29	1'53.680	0.199
5	1'54.499	0.897
27	1'54.182	0.935
28	1'54.590	6.637
58	1'54.708	6.695
8	1'54.347	6.777
81	1'54.861	6.779
11	1'54.470	6.790
57	1'53.970	6.927
78	1'53.848	7.112
69	1'54.734	9.625
9	1'54.839	18.827
93	1'55.434	19.179
42	1'55.652	19.520
21	1'56.147	27.678
55	1'54.536	28.356
10	1'55.604	30.140

Lap 15

29	1'54.366	
99	1'54.576	0.037
95	1'54.608	0.149
67	1'54.714	0.149
48	1'54.889	0.476
5	1'54.265	0.597
27	1'54.366	0.736
28	1'55.160	7.232
57	1'54.937	7.299
58	1'55.320	7.450
8	1'55.296	7.508
78	1'55.045	7.592
11	1'55.494	7.719
81	1'55.523	7.737
69	1'54.973	10.033
93	1'54.653	19.267
42	1'54.314	19.269
9	1'55.023	19.285
55	1'54.382	28.173
21	1'55.153	28.266
10	1'56.520	32.095

Lap 16

99	1'53.044	
95	1'53.038	0.106
67	1'53.042	0.110
29	1'53.477	0.396
27	1'52.785	0.440
5	1'53.769	1.285
48	1'54.021	1.416
28	1'53.878	8.029
8	1'53.636	8.063
58	1'53.701	8.070
78	1'53.786	8.297
57	1'54.150	8.368
11	1'54.423	9.061
81	1'54.765	9.421
69	1'54.641	11.593
42	1'54.259	20.447

Lapped rider

DORNA DATA PROCESSING ,TIMING SERVICE DORNA DATA PROCESSING TIMING SERVICE DORNA DATA PROCESSING TIMING SERVICE DORNA DATA PROCESSING TIMING SERVICE DORNA DATA PROCESSING TIMING SERVICE DORNA DATA PROCESSING TIMING SERVICE DORNA DATA PROCESSING TIMING SERVICE DORNA DATA PROCCEESSS

omo Internacional do A

Results and timing service provided by TISSOT

RookiesCup

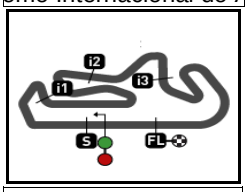

4592 m.

GRANDE PRÉMIO TISSOT DE PORTUGAL

After the **Race Nr. 2**

Event Best Maximum Speed

	Rider	Nation	Team	Motorcycle	Km/h	
78	**Jakob ROSENTHALER**	AUT	Red Bull MotoGP Rookies Cup	KTM	**228.3**	Race Nr. 2
67	**Casey O'GORMAN**	IRL	Red Bull MotoGP Rookies Cup	KTM	**228.3**	Race Nr. 2
95	**Collin VEIJER**	NED	Red Bull MotoGP Rookies Cup	KTM	**227.3**	Race Nr. 2
11	**Ruché MOODLEY**	RSA	Red Bull MotoGP Rookies Cup	KTM	**227.3**	Race Nr. 2
12	**Jacob ROULSTONE**	AUS	Red Bull MotoGP Rookies Cup	KTM	**227.3**	Race Nr. 2
28	**Máximo QUILES**	SPA	Red Bull MotoGP Rookies Cup	KTM	**226.8**	Race Nr. 2
81	**Lorenz LUCIANO**	BEL	Red Bull MotoGP Rookies Cup	KTM	**226.4**	Race Nr. 2
69	**Marcos RUDA**	SPA	Red Bull MotoGP Rookies Cup	KTM	**226.4**	Race Nr. 2
57	**Danial SHAHRIL**	MAL	Red Bull MotoGP Rookies Cup	KTM	**225.9**	Race Nr. 2
2	**Amaury MIZERA**	FRA	Red Bull MotoGP Rookies Cup	KTM	**225.9**	Race Nr. 2
5	**Tatchakorn BUASRI**	THA	Red Bull MotoGP Rookies Cup	KTM	**225.9**	Race Nr. 2
58	**Luca LUNETTA**	ITA	Red Bull MotoGP Rookies Cup	KTM	**225.4**	Race Nr. 2
29	**Harrison VOIGHT**	AUS	Red Bull MotoGP Rookies Cup	KTM	**224.0**	Race Nr. 2
48	**Gabin PLANQUES**	FRA	Red Bull MotoGP Rookies Cup	KTM	**223.6**	Race Nr. 2
42	**Soma GÖRBE**	HUN	Red Bull MotoGP Rookies Cup	KTM	**223.6**	Race Nr. 2
27	**Rico SALMELA**	FIN	Red Bull MotoGP Rookies Cup	KTM	**223.1**	Race Nr. 2
8	**Eddie O'SHEA**	GBR	Red Bull MotoGP Rookies Cup	KTM	**223.1**	Race Nr. 2
9	**Freddie HEINRICH**	GER	Red Bull MotoGP Rookies Cup	KTM	**222.6**	Race Nr. 2
10	**Guillermo MORENO**	MEX	Red Bull MotoGP Rookies Cup	KTM	**222.2**	Race Nr. 2
21	**Demis MIHAILA**	ITA	Red Bull MotoGP Rookies Cup	KTM	**221.3**	Race Nr. 2
93	**Arbi ADITAMA**	INA	Red Bull MotoGP Rookies Cup	KTM	**220.4**	Race Nr. 2
55	**Alex VENTURINI**	ITA	Red Bull MotoGP Rookies Cup	KTM	**219.0**	Race Nr. 2
99	**José RUEDA**	SPA	Red Bull MotoGP Rookies Cup	KTM	**218.6**	Race Nr. 2

DORNA DATA PROCESSING -TIMING SERVICE DORNA DATA PROCESSING TIMING SERVICE DORNA DATA PROCESSING TIMING SERVICE DORNA DATA PROCESSING TIMING SERVICE DORNA DATA PROCESSING TIMING SERVICE DORNA DATA PROCESSING TIMING SERVICE DORNA DATA PROCESSING TIMING SERVICE DORNA DATA PROCCEESSS

Portimao, Sunday, April 24, 2022

omo Internacional do A

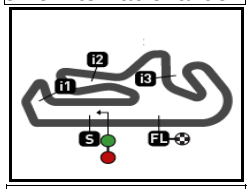

4592 m.

Results and timing service provided by TISSOT

After the **GRANDE PRÉMIO TISSOT DE PORTUGAL**

RookiesCup

2022 Riders Performance

(Qualifying Position - Starting Position - Race Position)

	Rider	Points	POR	POR	SPA	SPA	ITA	ITA	GER	GER	FIN	FIN	AUT	AUT	ARA						
1	**RUEDA José**	**45**	13	13																	
			13-1	11-2	-	-	-	-	-	-	-	-	-	-	-	-	-	-	-	-	-
2	**VEIJER Collin**	**41**	12	12																	
			12-3	10-1	-	-	-	-	-	-	-	-	-	-	-	-	-	-	-	-	-
3	**O'GORMAN Casey**	**36**	5	5																	
			5-2	4-3	-	-	-	-	-	-	-	-	-	-	-	-	-	-	-	-	-
4	**VOIGHT Harrison**	**26**	3	3																	
			3-4	2-4	-	-	-	-	-	-	-	-	-	-	-	-	-	-	-	-	-
5	**BUASRI Tatchakorn**	**21**	8	8																	
			8-5	7-6	-	-	-	-	-	-	-	-	-	-	-	-	-	-	-	-	-
6	**PLANQUES Gabin**	**19**	7	7																	
			7-6	6-7	-	-	-	-	-	-	-	-	-	-	-	-	-	-	-	-	-
7	**ROSENTHALER Jakob**	**13**	19	19																	
			19-8	17-11	-	-	-	-	-	-	-	-	-	-	-	-	-	-	-	-	-
8	**SALMELA Rico**	**11**	9	9																	
			9-NL	8-5	-	-	-	-	-	-	-	-	-	-	-	-	-	-	-	-	-
9	**SHAHRIL Danial**	**11**	22	22																	
			22-9	20-12	-	-	-	-	-	-	-	-	-	-	-	-	-	-	-	-	-
10	**ROULSTONE Jacob**	**9**	NC	NC																	
			25-7	23-NC	-	-	-	-	-	-	-	-	-	-	-	-	-	-	-	-	-
11	**QUILES Máximo**	**8**	2	2																	
			2-NC	1-8	-	-	-	-	-	-	-	-	-	-	-	-	-	-	-	-	-
12	**LUCIANO Lorenz**	**8**	14	14																	
			14-10	12-14	-	-	-	-	-	-	-	-	-	-	-	-	-	-	-	-	-
13	**O'SHEA Eddie**	**7**	10	10																	
			10-NL	9-9	-	-	-	-	-	-	-	-	-	-	-	-	-	-	-	-	-

NC=Not classified **NL=Not finished first lap** **NP=Not started race re-start** **N2=Not finished first lap race re-start** **EX=Excluded** **NS=Not Started** **DS=Disqualified**

DORNA DATA PROCESSING .TIMING SERVICE DORNA DATA PROCESSING TIMING SERVICE DORNA DATA PROCESSING TIMING SERVICE DORNA DATA PROCESSING TIMING SERVICE DORNA DATA PROCESSING TIMING SERVICE DORNA DATA PROCESSING TIMING SERVICE DORNA DATA PROCESSING TIMING SERVICE DORNA DATA PROCCEESSS

Portimao, Sunday, April 24, 2022

	Rider	Points	POR	POR	SPA	SPA	ITA	ITA	GER	GER	FIN	FIN	AUT	AUT	ARA						
14	LUNETTA Luca	6	16	16																	
			16-NC	14-10	-	-	-	-	-	-	-	-	-	-	-	-	-	-	-	-	-
15	ADITAMA Arbi	5	20	20																	
			20-11	18-18	-	-	-	-	-	-	-	-	-	-	-	-	-	-	-	-	-
16	RUDA Marcos	5	6	6																	
			6-12	5-15	-	-	-	-	-	-	-	-	-	-	-	-	-	-	-	-	-
17	MOODLEY Ruché	5	21	21																	
			21-14	19-13	-	-	-	-	-	-	-	-	-	-	-	-	-	-	-	-	-
18	HEINRICH Freddie	3	23	23																	
			23-13	21-17	-	-	-	-	-	-	-	-	-	-	-	-	-	-	-	-	-
19	MIHAILA Demis	1	17	17																	
			17-15	15-20	-	-	-	-	-	-	-	-	-	-	-	-	-	-	-	-	-
20	MORENO Guillermo	0	NC	NC																	
			24-16	22-21	-	-	-	-	-	-	-	-	-	-	-	-	-	-	-	-	-
21	GÖRBE Soma	0	4	4																	
			-NS	3-16	-	-	-	-	-	-	-	-	-	-	-	-	-	-	-	-	-
22	VENTURINI Alex	0	15	15																	
			-NS	13-19	-	-	-	-	-	-	-	-	-	-	-	-	-	-	-	-	-
23	MIZERA Amaury	0	18	18																	
			18-NC	16-NC	-	-	-	-	-	-	-	-	-	-	-	-	-	-	-	-	-

NC=Not classified NL=Not finished first lap NP=Not started race re-start N2=Not finished first lap race re-start EX=Excluded NS=Not Started DS=Disqualified

DORNA DATA PROCESSING .TIMING SERVICE DORNA DATA PROCESSING TIMING SERVICE DORNA DATA PROCESSING TIMING SERVICE DORNA DATA PROCESSING TIMING SERVICE DORNA DATA PROCESSING TIMING SERVICE DORNA DATA PROCESSING TIMING SERVICE DORNA DATA PROCESSING TIMING SERVICE DORNA DATA PROCCEESSS

omo Internacional do A

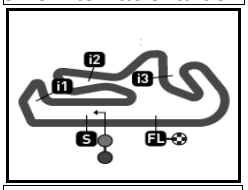

4592 m.

Results and timing service provided by TISSOT

RookiesCup

GRANDE PRÉMIO TISSOT DE PORTUGAL

Championship Classification

	Rider	Nation	Points	POR	POR	SPA	SPA	ITA	ITA	GER	GER	FIN	FIN	AUT	AUT	ARA
1	**RUEDA José**	SPA	**45**	25	20											
2	**VEIJER Collin**	NED	**41**	16	25											
3	**O'GORMAN Casey**	IRL	**36**	20	16											
4	**VOIGHT Harrison**	AUS	**26**	13	13											
5	**BUASRI Tatchakorn**	THA	**21**	11	10											
6	**PLANQUES Gabin**	FRA	**19**	10	9											
7	**ROSENTHALER Jakob**	AUT	**13**	8	5											
8	**SALMELA Rico**	FIN	**11**	-	11											
9	**SHAHRIL Danial**	MAL	**11**	7	4											
10	**ROULSTONE Jacob**	AUS	**9**	9	-											
11	**QUILES Máximo**	SPA	**8**	-	8											
12	**LUCIANO Lorenz**	BEL	**8**	6	2											
13	**O'SHEA Eddie**	GBR	**7**	-	7											
14	**LUNETTA Luca**	ITA	**6**	-	6											
15	**ADITAMA Arbi**	INA	**5**	5	0											
16	**RUDA Marcos**	SPA	**5**	4	1											
17	**MOODLEY Ruché**	RSA	**5**	2	3											
18	**HEINRICH Freddie**	GER	**3**	3	0											
19	**MIHAILA Demis**	ITA	**1**	1	0											
20	**MORENO Guillermo**	MEX	**0**	0	0											
21	**GÖRBE Soma**	HUN	**0**	-	0											
22	**VENTURINI Alex**	ITA	**0**	-	0											

DORNA DATA PROCESSING ,TIMING SERVICE DORNA DATA PROCESSING TIMING SERVICE DORNA DATA PROCESSING TIMING SERVICE DORNA DATA PROCESSING TIMING SERVICE DORNA DATA PROCESSING TIMING SERVICE DORNA DATA PROCESSING TIMING SERVICE DORNA DATA PROCESSING TIMING SERVICE DORNA DATA PROCCEESSS

Portimao, Sunday, April 24, 2022