




4423 m.

Jerez MotoGP™ Official Test II

Day 1 Session 1

Classification

3

		Rider	Nation	Team	Motorcycle	Time	Lap Total	Gap	Top Speed
1	5	Johann ZARCO	FRA	Pramac Racing	DUCATI	1'37.136	31 54		295.0
2	33	Brad BINDER	RSA	Red Bull KTM Factory Racing	KTM	1'37.294	28 58	0.158 0.158	290.3
3	20	Fabio QUARTARARO	FRA	Monster Energy Yamaha MotoGP	YAMAHA	1'37.438	63 78	0.302 0.144	288.0
4	43	Jack MILLER	AUS	Ducati Lenovo Team	DUCATI	1'37.456	53 53	0.320 0.018	293.4
5	44	PoI ESPARGARO	SPA	Repsol Honda Team	HONDA	1'37.556	13 85	0.420 0.100	292.6
6	36	Joan MIR	SPA	Team SUZUKI ECSTAR	SUZUKI	1'37.756	40 66	0.620 0.200	291.8
7	41	Aleix ESPARGARO	SPA	Aprilia Racing	APRILIA	1'37.774	5 46	0.638 0.018	289.5
8	42	Alex RINS	SPA	Team SUZUKI ECSTAR	SUZUKI	1'37.778	32 67	0.642 0.004	290.3
9	89	Jorge MARTIN	SPA	Pramac Racing	DUCATI	1'37.781	34 61	0.645 0.003	291.8
10	23	Enea BASTIANINI	ITA	Gresini Racing MotoGP	DUCATI	1'37.802	20 45	0.666 0.021	292.6
11	73	Alex MARQUEZ	SPA	LCR Honda CASTROL	HONDA	1'37.805	48 80	0.669 0.003	291.1
12	63	Francesco BAGNAIA	ITA	Ducati Lenovo Team	DUCATI	1'37.807	15 24	0.671 0.002	291.8
13	72	Marco BEZZECCHI	ITA	Mooney VR46 Racing Team	DUCATI	1'37.823	52 56	0.687 0.016	291.1
14	10	Luca MARINI	ITA	Mooney VR46 Racing Team	DUCATI	1'37.897	61 69	0.761 0.074	288.0
15	93	Marc MARQUEZ	SPA	Repsol Honda Team	HONDA	1'37.940	15 60	0.804 0.043	288.7
16	12	Maverick VIÑALES	SPA	Aprilia Racing	APRILIA	1'38.066	48 59	0.930 0.126	291.1
17	21	Franco MORBIDELLI	ITA	Monster Energy Yamaha MotoGP	YAMAHA	1'38.077	61 83	0.941 0.011	284.9
18	4	Andrea DOVIZIOSO	ITA	WithU Yamaha RNF MotoGP Tea	YAMAHA	1'38.179	41 66	1.043 0.102	284.2
19	49	Fabio DI GIANNANTONIO	ITA	Gresini Racing MotoGP	DUCATI	1'38.271	43 64	1.135 0.092	289.5
20	30	Takaaki NAKAGAMI	JPN	LCR Honda IDEMITSU	HONDA	1'38.289	4 16	1.153 0.018	288.7
21	88	Miguel OLIVEIRA	POR	Red Bull KTM Factory Racing	KTM	1'38.319	49 65	1.183 0.030	289.5
22	87	Remy GARDNER	AUS	Tech3 KTM Factory Racing	KTM	1'38.589	30 44	1.453 0.270	286.4
23	40	Darryn BINDER	RSA	WithU Yamaha RNF MotoGP Tea	YAMAHA	1'38.897	53 54	1.761 0.308	286.4
24	32	Lorenzo SAVADORI	ITA	Aprilia Racing	APRILIA	1'38.927	9 55	1.791 0.030	287.2

Practice condition: **Dry**Air: **19°**Humidity: **65%**Ground: **31°**

Fastest Lap:	Lap: 31	Johann ZARCO	1'37.136	163.9 Km/h
Best Race Lap:	2022	Francesco BAGNAIA	1'37.669	163.0 Km/h
All Time Lap Record:	2022	Francesco BAGNAIA	1'36.170	165.5 Km/h

The results are provisional until the end of the limit for protest and appeals.

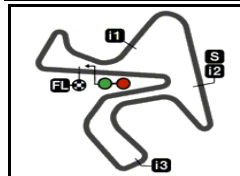
Time limit for protest expires 30' after publication of the results - Time:

These data/results cannot be reproduced, stored and/or transmitted in whole or in part by any manner of electronic, mechanical, photocopying, recording, broadcasting or otherwise now known or herein after developed without the previous express consent by the copyright owner, except for reproduction in daily press and regular printed publications on sale to the public within 60 days of the event related to those data/results and always provided that copyright symbol appears together as follows below.

© DORNA, 2022

Official MotoGP Timing by TISSOT
www.motogp.com

Jerez de la Frontera, Monday, May 02, 2022



4423 m.

Jerez MotoGP™ Official Test II

Day 1 Session 1

Top Speed & Average

4



Rider	Nation	Motorcycle	Top 5 speeds					Average	Top
5 Johann ZARCO	FRA	DUCATI	295.0	294.2	293.4	293.4	293.4	293.9	295.0
43 Jack MILLER	AUS	DUCATI	293.4	292.6	292.6	292.6	292.6	292.8	293.4
23 Enea BASTIANINI	ITA	DUCATI	292.6	292.6	291.8	291.8	291.8	292.0	292.6
44 Pol ESPARGARO	SPA	HONDA	292.6	292.6	291.1	291.1	290.3	290.8	292.6
36 Joan MIR	SPA	SUZUKI	291.8	291.1	290.3	290.3	289.5	290.6	291.8
63 Francesco BAGNAIA	ITA	DUCATI	291.8	290.3	290.3	290.3	289.5	290.4	291.8
89 Jorge MARTIN	SPA	DUCATI	291.8	291.8	291.8	291.1	291.1	291.3	291.8
12 Maverick VIÑALES	SPA	APRILIA	291.1	290.3	289.5	289.5	289.5	290.0	291.1
72 Marco BEZZECCHI	ITA	DUCATI	291.1	290.3	290.3	289.5	289.5	290.0	291.1
73 Alex MARQUEZ	SPA	HONDA	291.1	289.5	289.5	289.5	289.5	289.8	291.1
33 Brad BINDER	RSA	KTM	290.3	289.5	288.7	288.7	288.7	289.0	290.3
42 Alex RINS	SPA	SUZUKI	290.3	289.5	289.5	288.7	288.7	289.0	290.3
41 Aleix ESPARGARO	SPA	APRILIA	289.5	287.2	287.2	286.4	286.4	286.9	289.5
49 Fabio DI GIANNANTONIO	ITA	DUCATI	289.5	289.5	289.5	288.7	288.0	288.5	289.5
88 Miguel OLIVEIRA	POR	KTM	289.5	288.0	287.2	287.2	287.2	287.7	289.5
30 Takaaki NAKAGAMI	JPN	HONDA	288.7	287.2	287.2	286.4	286.4	287.1	288.7
93 Marc MARQUEZ	SPA	HONDA	288.7	288.7	288.7	288.0	288.0	288.4	288.7
10 Luca MARINI	ITA	DUCATI	288.0	287.2	286.4	286.4	285.7	286.3	288.0
20 Fabio QUARTARARO	FRA	YAMAHA	288.0	288.0	287.2	287.2	286.4	286.7	288.0
32 Lorenzo SAVADORI	ITA	APRILIA	287.2	285.7	285.7	284.9	284.9	285.6	287.2
40 Darryn BINDER	RSA	YAMAHA	286.4	284.2	284.2	283.4	283.4	284.3	286.4
87 Remy GARDNER	AUS	KTM	286.4	286.4	285.7	285.7	284.9	285.5	286.4
21 Franco MORBIDELLI	ITA	YAMAHA	284.9	284.2	284.2	284.2	283.4	283.9	284.9
4 Andrea DOVIZIOSO	ITA	YAMAHA	284.2	283.4	282.7	282.7	282.7	283.1	284.2

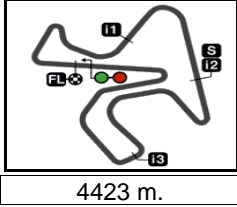
These data/results cannot be reproduced, stored and/or transmitted in whole or in part by any manner of electronic, mechanical, photocopying, recording, broadcasting or otherwise now known or herein after developed without the previous express consent by the copyright owner, except for reproduction in daily press and regular printed publications on sale to the public within 60 days of the event related to those data/results and always provided that copyright symbol appears together as follows below.

© DORNA, 2022

Official MotoGP Timing by TISSOT
www.motogp.com



Jerez de la Frontera, Monday, May 02, 2022



Jerez MotoGP™ Official Test II
Day 1 Session 1
Chronological Analysis of Performances

5

* Lap / Sector time cancelled **T1** Time from finish line to 1st intermediate **T3** Time from 2nd intermed. to 3rd intermed.
P Crossing the finish line in pit lane **T2** Time from 1st intermed. to 2nd intermed. **T4** Time from 3rd intermediate to finish line

Lap	Lap Time	T1	T2	T3	T4	Speed	Lap	Lap Time	T1	T2	T3	T4	Speed
1st 5 Johann ZARCO Pramac Racing FRA							2nd 33 Brad BINDER Red Bull KTM Factory RSA						
Runs=11 Total laps=54 Full laps=36							Runs=13 Total laps=59 Full laps=34						
1	21'39.350	31.181	15.781	31.271	30.989	279.7	1	6'20.984	32.923	14.952	30.812	30.734	285.7
2	1'39.222	24.857	14.358	29.908	30.099	293.4	2	1'39.314	24.896	14.580	29.513	30.325	286.4
3	1'38.252	24.514	14.448	29.251	30.039	291.1	3	1'38.468	24.505	14.346	29.470	30.147	288.7
4	1'38.272	24.542	14.426	29.441	29.863	291.8	4	1'38.188	24.483	14.385	29.297	30.023	288.0
5	1'37.993	24.463	14.458	29.199	29.873	293.4	5	1'38.038	24.481	14.418	29.271	29.868	287.2
6	1'36.755 P	24.468	14.467	30.306	27.514	292.6	6	1'42.027 P	27.633	14.646	31.820	27.928	284.9
7	1'48.671	30.514	15.438	31.313	31.406	285.7	7	1'56.156	33.631	15.004	36.554	30.967	283.4
8	1'38.969	24.778	14.591	29.440	30.160	290.3	8	1'38.744	24.733	14.423	29.509	30.079	288.7
9	1'38.298	24.440	14.483	29.447	29.928	289.5	9	1'38.418	24.646	14.422	29.405	29.945	288.7
10	1'38.509	24.593	14.480	29.390	30.046	290.3	10	1'38.411	24.498	14.372	29.390	30.151	288.7
11	1'38.938	24.485	14.377	29.909	30.167	290.3	11	1'38.248	24.529	14.443	29.377	29.899	287.2
12	1'37.962	24.478	14.373	29.250	29.861	289.5	12	1'44.519 P	28.587	16.251	32.217	27.464	276.9
13	1'46.826 P	27.768	15.527	32.195	31.336	278.3	13	1'58.462	40.709	15.566	31.411	30.776	255.9
14	1'46.360	30.414	15.153	30.411	30.382	286.4	14	1'45.939 P	31.886	14.940	30.900	28.213	284.2
15	1'40.075	24.622	14.413	30.851	30.189	291.8	15	1'48.389	31.847	14.920	30.542	31.080	286.4
16	1'38.071	24.518	14.391	29.267	29.895	291.8	16	1'39.064	24.923	14.616	29.487	30.038	288.0
17	1'37.895	24.440	14.454	29.250	29.751	290.3	17	1'38.249	24.531	14.445	29.305	29.968	288.0
18	1'38.088	24.352	14.326	29.493	29.917	295.0	18	1'38.225	24.543	14.464	29.297	29.921	287.2
19	1'38.039	24.466	14.443	29.266	29.864	290.3	19	1'37.917	24.466	14.433	29.188	29.830	286.4
20	1'39.716 P	28.151	14.585	29.321	27.659	292.6	20	1'42.330 P	28.447	15.701	30.479	27.703	270.6
21	1'48.384	30.488	15.622	31.892	30.382	286.4	21	1'51.246	34.435	15.002	31.018	30.791	286.4
22	1'38.422 P	24.655	14.718	31.767	27.282	289.5	22	1'39.205	24.896	14.580	29.594	30.135	286.4
23	1'46.649	30.053	15.633	30.295	30.668	288.0	23	1'39.539	24.640	14.507	29.324	31.068	288.0
24	1'37.893	24.446	14.326	29.287	29.834	291.1	24	1'38.231	24.629	14.418	29.275	29.909	288.0
25	1'37.218 P	24.402	14.405	30.000	28.411	292.6	25	1'42.239 P	28.685	15.505	30.449	27.600	266.6
26	1'46.570	30.904	15.216	30.018	30.432	289.5	26	1'47.694	32.886	14.788	29.852	30.168	287.2
27	1'37.572	24.368	14.441	29.048	29.715	291.1	27	1'37.962	24.431	14.420	29.326	29.785	288.7
28	1'37.517	24.372	14.347	29.130	29.668	290.3	28	1'37.294	24.256	14.272	29.022	29.744	288.7
29	1'37.733	24.356	14.386	29.189	29.802	291.1	29	1'44.026	27.992	14.442	30.137	31.455	290.3
30	1'47.763	24.343	14.322	37.011	32.087	291.1	30	1'37.988	24.368	14.336	29.291	29.993	288.0
31	1'37.136	24.382	14.258	28.961	29.535	293.4	31	1'37.666 P	26.583	14.854	29.579	26.650	285.7
32	1'45.834	28.605	15.526	30.864	30.839	283.4	32	1'46.973	30.624	15.176	30.588	30.585	283.4
33	1'38.668	24.457	14.542	29.373	30.296	292.6							
34	1'38.005	24.347	14.355	29.346	29.957	292.6							
35	1'37.915	24.427	14.336	29.342	29.810	294.2							
36	1'34.323 P	24.383	14.455	29.355	26.130	291.1							
37	1'46.033	30.178	15.145	30.190	30.520	283.4							
38	1'43.814	24.555	14.512	29.250	35.497	288.7							
39	1'40.080	25.787	14.662	29.531	30.100	286.4							
40	1'38.018	24.437	14.428	29.227	29.926	289.5							
41	1'37.893	24.316	14.388	29.265	29.924	291.8							
42	1'38.221	24.382	14.434	29.277	30.128	288.7							
43	1'42.419	24.413	14.462	32.310	31.234	289.5							

Fastest Lap: Johann ZARCO Pramac Racing FRA **1'37.136** 24.382 14.258 28.961 29.535

These data/results cannot be reproduced, stored and/or transmitted in whole or in part by any manner of electronic, mechanical, photocopying, recording, broadcasting or otherwise now known or herein after developed without the previous express consent by the copyright owner, except for reproduction in daily press and regular printed publications on sale to the public within 60 days of the event related to those data/results and always provided that copyright symbol appears together as follows below.
 © DORNA, 2022



Day 1 Session 1

MotoGP

Lap	Lap Time	T1	T2	T3	T4	Speed	Lap	Lap Time	T1	T2	T3	T4	Speed
47	1'39.958	25.162	14.613	29.827	30.356	279.0	45	1'42.775 P	27.823	15.623	32.012	27.317	279.0
48	1'39.258	24.724	14.582	29.722	30.230	276.9	46	1'43.959 P	30.915	15.539	30.980	26.525	279.7
49	1'44.006	27.346	15.303	30.676	30.681	275.5	47	1'59.368	41.711	15.484	30.948	31.225	277.6
50	1'39.666	24.711	14.516	29.817	30.622	279.0	48	51'13.264 P	25.457	14.749			282.7
51	1'41.184	24.596	14.480	31.672	30.436	282.7	49	1'50.468	31.533	15.256	32.106	31.573	278.3
52	1'39.422	24.617	14.351	30.039	30.415	286.4	50	1'44.964	26.076	15.116	32.803	30.969	261.5
53	1'38.897	24.715	14.498	29.605	30.079	284.2	51	1'40.271	25.009	14.713	30.176	30.373	279.7
54	1'43.480	28.459	14.784	29.957	30.280	281.2	52	1'39.679	24.730	14.614	29.977	30.358	281.2
	PIT	24.739	14.555	29.577	1'34.505	281.2	53	1'40.713	25.100	14.768	30.154	30.691	280.5
							54	1'40.244	24.977	14.731	29.946	30.590	281.9
							55	1'43.849 P	27.232	15.606	32.190	28.821	276.2
								PIT	31.891	15.952	32.197	29.244	274.8

24th 32 Lorenzo SAVADORI Aprilia Racing ITA
Runs=13 Total laps=56 Full laps=35

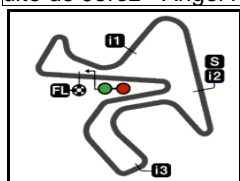
1	49'04.935	33.176	15.878	32.067	31.483	274.1
2	1'42.599	26.033	14.767	31.041	30.758	283.4
3	1'40.305	25.162	14.636	30.088	30.419	283.4
4	1'39.930	24.953	14.551	30.012	30.414	283.4
5	1'39.642	24.857	14.627	29.825	30.333	281.9
6	1'43.045 P	27.419	15.806	31.921	27.899	269.3
7	1'51.505	33.515	15.611	31.286	31.093	278.3
8	1'45.035	28.445	14.883	31.319	30.388	284.9
9	1'38.927	24.730	14.456	29.695	30.046	287.2
10	1'40.198	24.911	14.624	30.033	30.630	281.9
11	1'40.281	25.013	14.575	29.971	30.722	282.7
12	1'44.068 P	28.924	14.943	32.524	27.677	283.4
13	1'47.751 P	32.487	15.479	32.313	27.472	275.5
14	1'50.119	31.674	15.189	31.820	31.436	281.9
15	1'40.179	25.248	14.672	29.933	30.326	280.5
16	1'39.365	24.865	14.531	29.677	30.292	283.4
17	1'39.190	24.767	14.491	29.645	30.287	285.7
18	1'39.458	24.835	14.544	29.750	30.329	285.7
19	1'42.903 P	26.815	15.640	32.780	27.668	250.5
20	1'50.910	31.836	15.494	32.151	31.429	277.6
21	1'41.448	25.219	14.856	30.154	31.219	277.6
22	1'41.069	25.039	14.596	29.892	31.542	284.2
23	1'39.812	25.012	14.592	29.841	30.367	284.9
24	1'39.491	24.844	14.563	29.840	30.244	284.2
25	1'44.505 P	26.887	15.318	34.616	27.684	280.5
26	1'46.766 P	33.083	15.486	31.059	27.138	281.2
27	1'50.185	31.900	15.913	31.112	31.260	277.6
28	1'40.495	25.077	14.681	29.975	30.762	281.9
29	1'39.048	24.706	14.474	29.641	30.227	282.7
30	1'39.169	24.610	14.474	29.670	30.415	282.7
31	1'41.365	24.678	15.790	30.386	30.511	275.5
32	1'39.388	24.743	14.586	29.735	30.324	283.4
33	1'39.477	24.751	14.567	29.737	30.422	281.9
34	1'41.669 P	27.076	15.800	31.389	27.404	276.9
35	1'46.378 P	31.685	15.855	31.819	27.019	272.0
36	1'53.554	32.273	18.144	31.387	31.750	277.6
37	1'40.194	24.988	14.751	30.045	30.410	279.7
38	1'39.220	24.763	14.631	29.547	30.279	281.2
39	1'40.624	25.676	14.717	29.836	30.395	280.5
40	1'39.315	24.750	14.581	29.719	30.265	282.7
41	1'39.414	24.830	14.537	29.711	30.336	281.9
42	1'39.463	24.829	14.638	29.628	30.368	284.9
43	1'39.274	24.753	14.637	29.658	30.226	282.7
44	1'39.766	25.041	14.621	29.665	30.439	282.7

Fastest Lap: Johann ZARCO Pramac Racing FRA 1'37.136 24.382 14.258 28.961 29.535

These data/results cannot be reproduced, stored and/or transmitted in whole or in part by any manner of electronic, mechanical, photocopying, recording, broadcasting or otherwise now known or herein after developed without the previous express consent by the copyright owner, except for reproduction in daily press and regular printed publications on sale to the public within 60 days of the event related to those data/results and always provided that copyright symbol appears together as follows below.
© DORNA, 2022

Official MotoGP Timing by TISSOT
www.motogp.com





4423 m.

Jerez MotoGP™ Official Test II

Day 1 Session 1

Best Partial Times

MotoGP™

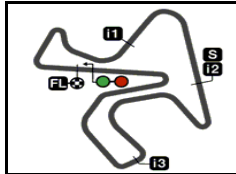
IT Ideal Lap Time, sum of the best partial times

BT Best Lap Time

T1		T2		T3		T4						
Pos	Rider	Time	Rider	Time	Rider	Time	Rider	Time	Pos	Rider	IT	BT
1	F.QUARTARARO	24.230	A.ESPARGARO	14.220	J.ZARCO	28.961	J.ZARCO	29.535	1	J.ZARCO	1'37.070	1'37.136 (1)
2	B.BINDER	24.256	M.BEZZECCHI	14.220	B.BINDER	29.022	M.BEZZECCHI	29.642	2	B.BINDER	1'37.294	1'37.294 (2)
3	M.BEZZECCHI	24.260	J.ZARCO	14.258	J.MILLER	29.030	J.MILLER	29.692	3	F.QUARTARAR	1'37.349	1'37.438 (3)
4	F.BAGNAIA	24.263	J.MARTIN	14.258	F.QUARTARARO	29.124	F.QUARTARARO	29.710	4	M.BEZZECCHI	1'37.351	1'37.823 (13)
5	J.ZARCO	24.316	P.ESPARGARO	14.261	M.MARQUEZ	29.137	P.ESPARGARO	29.720	5	J.MILLER	1'37.408	1'37.456 (4)
6	A.MARQUEZ	24.324	B.BINDER	14.272	J.MIR	29.168	E.BASTIANINI	29.722	6	P.ESPARGAR	1'37.539	1'37.556 (5)
7	J.MILLER	24.328	F.QUARTARARO	14.285	A.RINS	29.188	B.BINDER	29.744	7	A.ESPARGAR	1'37.546	1'37.774 (7)
8	J.MIR	24.340	J.MIR	14.305	J.MARTIN	29.191	A.ESPARGARO	29.760	8	F.BAGNAIA	1'37.635	1'37.807 (12)
9	A.RINS	24.346	M.VIÑALES	14.310	P.ESPARGARO	29.194	F.BAGNAIA	29.765	9	A.RINS	1'37.640	1'37.778 (8)
10	M.MARQUEZ	24.348	E.BASTIANINI	14.329	A.ESPARGARO	29.201	F.MORBIDELLI	29.766	9	J.MARTIN	1'37.640	1'37.781 (9)
11	P.ESPARGARO	24.364	F.DI GIANNANTO	14.334	A.MARQUEZ	29.209	A.RINS	29.768	11	J.MIR	1'37.664	1'37.756 (6)
12	A.ESPARGARO	24.365	A.RINS	14.338	M.BEZZECCHI	29.229	L.MARINI	29.784	12	E.BASTIANINI	1'37.722	1'37.802 (10)
13	L.MARINI	24.370	D.BINDER	14.351	E.BASTIANINI	29.239	J.MARTIN	29.808	13	A.MARQUEZ	1'37.805	1'37.805 (11)
14	J.MARTIN	24.383	F.BAGNAIA	14.352	F.MORBIDELLI	29.240	M.VIÑALES	29.824	14	F.MORBIDELLI	1'37.862	1'38.077 (17)
15	A.DOVIZIOSO	24.394	J.MILLER	14.358	F.BAGNAIA	29.255	J.MIR	29.851	14	M.MARQUEZ	1'37.862	1'37.940 (15)
16	F.DI GIANNANTO	24.424	T.NAKAGAMI	14.360	L.MARINI	29.262	M.OLIVEIRA	29.860	16	L.MARINI	1'37.868	1'37.897 (14)
17	E.BASTIANINI	24.432	R.GARDNER	14.396	M.VIÑALES	29.262	A.MARQUEZ	29.864	17	M.VIÑALES	1'37.875	1'38.066 (16)
18	F.MORBIDELLI	24.444	A.MARQUEZ	14.408	T.NAKAGAMI	29.278	F.DI GIANNANTO	29.866	18	F.DI GIANNAN	1'37.977	1'38.271 (19)
19	T.NAKAGAMI	24.473	F.MORBIDELLI	14.412	A.DOVIZIOSO	29.332	A.DOVIZIOSO	29.910	19	A.DOVIZIOSO	1'38.063	1'38.179 (18)
20	M.VIÑALES	24.479	M.OLIVEIRA	14.413	M.OLIVEIRA	29.348	M.MARQUEZ	29.918	20	T.NAKAGAMI	1'38.088	1'38.289 (20)
21	M.OLIVEIRA	24.506	A.DOVIZIOSO	14.427	F.DI GIANNANTO	29.353	T.NAKAGAMI	29.977	21	M.OLIVEIRA	1'38.127	1'38.319 (21)
22	R.GARDNER	24.542	L.MARINI	14.452	R.GARDNER	29.358	R.GARDNER	30.036	22	R.GARDNER	1'38.332	1'38.589 (22)
23	D.BINDER	24.596	L.SAVADORI	14.456	D.BINDER	29.540	L.SAVADORI	30.046	23	D.BINDER	1'38.566	1'38.897 (23)
24	L.SAVADORI	24.610	M.MARQUEZ	14.459	L.SAVADORI	29.547	D.BINDER	30.079	24	L.SAVADORI	1'38.659	1'38.927 (24)

These data/results cannot be reproduced, stored and/or transmitted in whole or in part by any manner of electronic, mechanical, photocopying, recording, broadcasting or otherwise now known or herein after developed without the previous express consent by the copyright owner, except for reproduction in daily press and regular printed publications on sale to the public within 60 days of the event related to those data/results and always provided that copyright symbol appears together as follows below.
© DORNA, 2022






4423 m.

Jerez MotoGP™ Official Test II

Day 1 Session 1

Fastest Laps Sequence

<i>Practice Time</i>	 <i>Rider</i>	<i>Nation</i>	<i>Motorcycle</i>	<i>Time</i>	<i>Km/h</i>	<i>Rider's Lap</i>
4'51.051	20 Fabio QUARTARARO	FRA	YAMAHA	1'39.896	159.3	2
6'30.124	20 Fabio QUARTARARO	FRA	YAMAHA	1'39.073	160.7	3
8'08.895	20 Fabio QUARTARARO	FRA	YAMAHA	1'38.771	161.2	4
9'38.766	33 Brad BINDER	RSA	KTM	1'38.468	161.7	3
9'47.339	20 Fabio QUARTARARO	FRA	YAMAHA	1'38.444	161.7	5
11'16.954	33 Brad BINDER	RSA	KTM	1'38.188	162.1	4
12'54.992	33 Brad BINDER	RSA	KTM	1'38.038	162.4	5
28'13.089	5 Johann ZARCO	FRA	DUCATI	1'37.993	162.4	5
28'15.816	93 Marc MARQUEZ	SPA	HONDA	1'37.978	162.5	4
48'21.360	44 Pol ESPARGARO	SPA	HONDA	1'37.556	163.2	13
1:54'35.224	20 Fabio QUARTARARO	FRA	YAMAHA	1'37.508	163.2	24
1:56'12.728	20 Fabio QUARTARARO	FRA	YAMAHA	1'37.504	163.3	25
2:16'45.858	33 Brad BINDER	RSA	KTM	1'37.294	163.6	28
2:44'18.213	5 Johann ZARCO	FRA	DUCATI	1'37.136	163.9	31

These data/results cannot be reproduced, stored and/or transmitted in whole or in part by any manner of electronic, mechanical, photocopying, recording, broadcasting or otherwise now known or herein after developed without the previous express consent by the copyright owner, except for reproduction in daily press and regular printed publications on sale to the public within 60 days of the event related to those data/results and always provided that copyright symbol appears together as follows below.

© DORNA, 2022

Official MotoGP Timing by TISSOT
www.motogp.com

Jerez de la Frontera, Monday, May 02, 2022

