

## Hawkers ETC

### Finetwork FIM JuniorGP Jerez

#### Race 1 (15 Laps, 66.3 km.)

### Classification

No	Rider	Nat	Team	Bike	Tires	Cl.	Laps	Total Time	Gap	Kph	Best Lap		
											Lap	Time	Kph
1	47 DODÓ BOGGIO	ITA	ASPAR JUNIOR TEAM	HONDA	Bridgestor		15	27:26.670	-	145.0	11	1:48.442	146.8
2	51 BRIAN URIARTE	SPA	TEAM ESTRELLA GALICIA 0,0	HONDA	Bridgestor		15	27:26.693	+0.023	145.0	10	1:48.727	146.4
3	13 HAKIM DANISH	MAL	SIC RACING	HONDA	Bridgestor		15	27:26.884	+0.214	145.0	15	1:48.560	146.7
4	28 MÁXIMO MARTÍNEZ	SPA	TEAM HONDA LAGLISSE	HONDA	Bridgestor		15	27:27.111	+0.441	145.0	11	1:48.766	146.4
5	21 RUCHÉ MOODLEY	RSA	FINETWORK MIR JUNIOR TEAM	HONDA	Bridgestor		15	27:27.227	+0.557	145.0	11	1:48.820	146.3
6	27 RICO SALMELA	FIN	TEAM ESTRELLA GALICIA 0,0	HONDA	Bridgestor		15	27:27.366	+0.696	145.0	15	1:48.633	146.6
7	24 GUILLEM PLANQUES	FRA	FIRST BIKE ACADEMY &AMP	HONDA	Bridgestor		15	27:27.758	+1.088	144.9	11	1:48.766	146.4
8	93 GUIDO PINI	ITA	AC RACING TEAM	HONDA	Bridgestor		15	27:42.168	+15.498	143.7	4	1:49.522	145.4
9	8 MARCO GARCÍA MIGUE	SPA	TEAM HONDA LAGLISSE	HONDA	Bridgestor		15	27:42.239	+15.569	143.7	6	1:49.648	145.2
10	54 ALBERTO FERRÁNDEZ	SPA	FINETWORK MIR JUNIOR TEAM	HONDA	Bridgestor		15	27:42.366	+15.696	143.7	5	1:49.381	145.6
11	45 JESUS RIOS	SPA	MRE TALENT	HONDA	Bridgestor		15	27:42.451	+15.781	143.7	5	1:49.563	145.3
12	43 AMANUEL BRINTON	GBR	TEAM ESTRELLA GALICIA 0,0	HONDA	Bridgestor		15	27:42.528	+15.858	143.7	5	1:48.907	146.2
13	18 CÉSAR PARRILLA	SPA	FAU55 TEY RACING	HONDA	Bridgestor		15	27:42.603	+15.933	143.7	5	1:49.181	145.8
14	57 JOHNNY GARNESS	GBR	VISIONTRACK RACING TEAM	HONDA	Bridgestor		15	27:42.728	+16.058	143.6	6	1:49.479	145.4
15	81 LORENZ TONI LUCIANO	BEL	ARTBOX	HONDA	Bridgestor		15	27:42.798	+16.128	143.6	5	1:49.297	145.7
16	31 MAX SÁNCHEZ	SPA	KRT ACADEMY	HONDA	Bridgestor		15	27:42.919	+16.249	143.6	3	1:49.601	145.3
17	26 PAU ALSINA	SPA	ARTBOX	HONDA	Bridgestor		15	27:43.221	+16.551	143.6	5	1:49.550	145.3
18	50 CARTER WILLIAM JAMES THOMPSON	AUS	AGR TEAM	HONDA	Bridgestor		15	27:43.356	+16.686	143.6	6	1:49.055	146.0
19	71 HAMAD AL-SAHOUTI	QAT	LEOPARD IMPALA JUNIOR TEAM	HONDA	Bridgestor		15	27:43.427	+16.757	143.6	7	1:49.056	146.0
20	99 MARC AGUILAR	SPA	LARRESPORT	HONDA	Bridgestor		15	27:43.729	+17.059	143.6	3	1:49.687	145.2
21	33 ENZO HOARAU BELLON	FRA	BS RACING	HONDA	Bridgestor		15	27:43.776	+17.106	143.6	12	1:49.674	145.2
22	34 BEÑAT FERNÁNDEZ	SPA	AUSTIN RACING VHC TEAM	HONDA	Bridgestor		15	27:45.853	+19.183	143.4	7	1:49.703	145.1
23	62 BLAI TRIAS	SPA	FIRST BIKE ACADEMY & ILUSIONTEAM 21	HONDA	Bridgestor		15	27:46.326	+19.656	143.3	6	1:49.787	145.0
24	32 GIULIO PUGLIESE	ITA	AC RACING TEAM	HONDA	Bridgestor		15	27:55.020	+28.350	142.6	3	1:50.184	144.5
25	58 JOSÉ LUIS ARMARIO	SPA	FIFTY MOTORSPORT	HONDA	Bridgestor		15	27:55.365	+28.695	142.6	3	1:50.267	144.4
26	20 OWEN VAN TRIGT	NED	LARRESPORT	HONDA	Bridgestor		15	28:02.386	+35.716	142.0	7	1:50.858	143.6
<b>Retired</b>													
25	GONZALO PÉREZ	SPA	FINETWORK MIR JUNIOR TEAM	HONDA	Bridgestor		13	24:01.102			5	1:49.309	145.7
67	CASEY O'GORMAN	IRL	VISIONTRACK RACING TEAM	HONDA	Bridgestor		11	20:20.843			6	1:49.422	145.5
14	CORMAC BUCHANAN	NZE	AGR TEAM	HONDA	Bridgestor		9	16:41.174			3	1:49.674	145.2
70	KRISTIAN DANIEL	USA	IGAXTEAM	HONDA	Bridgestor		8	14:50.571			6	1:49.675	145.2

Pole Position:

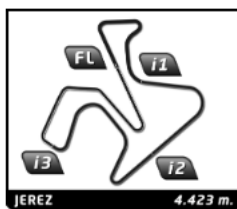
Fastest Lap:

Lap11	DODO BOGGIO	1:48.442	146.8 Kph
-------	-------------	----------	-----------

Published at: .....

Track Status: **DRY**


<b>Clerk of the Course:</b> Miguel Angel Rodriguez	<b>Timekeeper:</b> José Luis García
---	--



**Hawkers ETC**  
Finetwork FIM JuniorGP Jerez  
Race 1

Lap Chart

No	Pos	Grid	Lap														
			1	2	3	4	5	6	7	8	9	10	11	12	13	14	15
28	<b>1</b>	28	51	51	47	51	28	28	28	28	13	51	51	13	28	28	47
93	<b>2</b>	93	28	28	28	28	47	51	47	13	51	13	47	51	13	47	51
27	<b>3</b>	27	21	47	51	47	51	47	13	51	28	28	13	47	47	51	13
21	<b>4</b>	21	27	13	21	13	13	13	51	47	47	47	28	28	51	13	28
51	<b>5</b>	51	47	21	13	21	21	27	27	21	21	21	21	21	27	21	21
47	<b>6</b>	47	13	27	27	24	27	24	21	24	27	27	27	27	21	24	27
24	<b>7</b>	24	43	24	24	27	24	21	24	27	24	24	24	24	24	27	24
81	<b>8</b>	81	24	8	25	93	54	45	8	8	8	8	18	18	8	8	93
43	<b>9</b>	43	8	25	8	8	93	54	54	54	45	93	54	54	54	54	8
71	<b>10</b>	71	93	43	45	54	18	93	45	93	93	54	8	8	45	18	54
25	<b>11</b>	25	25	45	93	45	25	8	93	45	54	18	45	45	18	93	45
50	<b>12</b>	50	26	93	54	25	45	18	67	18	18	45	93	93	25	43	43
13	<b>13</b>	13	81	54	67	18	81	25	25	43	43	25	25	43	93	81	18
54	<b>14</b>	54	54	26	18	81	8	81	18	67	57	43	67	57	81	45	57
26	<b>15</b>	26	45	81	81	67	67	67	43	25	67	57	43	25	43	31	81
67	<b>16</b>	67	67	57	57	26	43	43	81	57	25	67	57	81	57	57	31
14	<b>17</b>	14	57	67	26	57	26	50	57	81	81	81	50	50	31	71	26
58	<b>18</b>	58	14	18	14	43	57	26	26	26	31	50	81	31	71	50	50
45	<b>19</b>	45	18	14	50	31	50	57	50	31	26	31	31	71	50	26	71
8	<b>20</b>	8	50	50	31	50	31	31	31	50	50	99	99	99	26	99	99
57	<b>21</b>	57	71	71	43	14	99	71	71	71	99	26	26	26	99	33	33
18	<b>22</b>	18	99	31	71	71	71	99	99	99	71	34	71	34	33	34	34
62	<b>23</b>	62	31	99	99	99	34	70	34	70	34	71	34	33	34	62	62
33	<b>24</b>	33	34	62	62	34	70	34	70	34	14	62	62	62	62	32	32
31	<b>25</b>	31	62	34	34	62	62	62	62	62	62	33	33	32	32	58	58
34	<b>26</b>	34	33	33	70	70	33	14	14	14	33	32	32	58	58	20	20
99	<b>27</b>	99	70	70	33	33	14	33	33	33	32	58	58	20	20		
32	<b>28</b>	32	20	58	58	32	32	32	32	32	58	20	20				
20	<b>29</b>	20	58	32	32	58	58	58	58	58	20						
70	<b>30</b>	70	32	20	20	20	20	20	20	20							



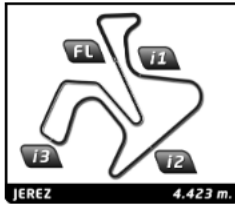
## Hawkers ETC

### Finetwork FIM JuniorGP Jerez

#### Race 1

#### Best Sector Times

Sector 1			Sector 2			Sector 3			Sector 4			Pos	No	Ideal Lap	Best Lap	
Pos	No	Rider	Time	No	Rider	Time	No	Rider	Time	No	Rider					Time
1	13	H.DANISH	26.479	57	J.GARNESS	16.467	51	B.URIARTE	31.429	28	M.MARTÍNEZ	33.549	1	13	1:48.272	1:48.560 (2)
2	27	R.SALMELA	26.512	24	G.PLANQUES	16.479	13	H.DANISH	31.577	47	D.BOGGIO	33.591	2	51	1:48.344	1:48.727 (4)
3	51	B.URIARTE	26.520	14	C.BUCHANAN	16.501	47	D.BOGGIO	31.628	24	G.PLANQUES	33.608	3	47	1:48.363	1:48.442 (1)
4	28	M.MARTÍNEZ	26.531	81	L.TONI LUCIANO	16.510	50	C.WILLIAM JAMES THOMPSON	31.677	27	R.SALMELA	33.612	4	27	1:48.370	1:48.633 (3)
5	24	G.PLANQUES	26.567	54	A.FERRÁNDEZ	16.516	45	J.RIOS	31.681	25	G.PÉREZ	33.616	5	24	1:48.452	1:48.766 (6)
6	47	D.BOGGIO	26.593	27	R.SALMELA	16.520	43	A.BRINTON	31.722	21	R.MOODLEY	33.622	6	28	1:48.458	1:48.766 (5)
7	21	R.MOODLEY	26.595	13	H.DANISH	16.522	28	M.MARTÍNEZ	31.724	51	B.URIARTE	33.660	7	21	1:48.633	1:48.820 (7)
8	45	J.RIOS	26.698	21	R.MOODLEY	16.535	27	R.SALMELA	31.726	71	H.AL-SAHOUTI	33.661	8	43	1:48.795	1:48.907 (8)
9	93	G.PINI	26.700	50	C.WILLIAM JAMES THOMPSON	16.536	18	C.PARRILLA	31.786	81	L.TONI LUCIANO	33.668	9	50	1:48.845	1:49.055 (9)
10	25	G.PÉREZ	26.705	47	D.BOGGIO	16.551	93	G.PINI	31.796	13	H.DANISH	33.694	10	45	1:48.870	1:49.563 (19)
11	18	C.PARRILLA	26.711	67	C.O'GORMAN	16.569	24	G.PLANQUES	31.798	31	M.SÁNCHEZ	33.766	11	71	1:48.902	1:49.056 (10)
12	8	M.GARCÍA MIGUE	26.725	18	C.PARRILLA	16.570	26	P.ALSINA	31.840	43	A.BRINTON	33.772	12	81	1:48.905	1:49.297 (12)
13	54	A.FERRÁNDEZ	26.728	43	A.BRINTON	16.573	8	M.GARCÍA MIGUE	31.877	57	J.GARNESS	33.776	13	18	1:48.956	1:49.181 (11)
14	43	A.BRINTON	26.728	93	G.PINI	16.581	21	R.MOODLEY	31.881	8	M.GARCÍA MIGUE	33.782	14	54	1:48.986	1:49.381 (14)
15	71	H.AL-SAHOUTI	26.739	71	H.AL-SAHOUTI	16.594	71	H.AL-SAHOUTI	31.908	54	A.FERRÁNDEZ	33.800	15	26	1:49.005	1:49.550 (18)
16	26	P.ALSINA	26.748	33	E.HOARAU BELLON	16.598	14	C.BUCHANAN	31.913	26	P.ALSINA	33.809	16	25	1:49.038	1:49.309 (13)
17	81	L.TONI LUCIANO	26.758	45	J.RIOS	16.606	67	C.O'GORMAN	31.915	50	C.WILLIAM JAMES THOMPSON	33.868	17	8	1:49.068	1:49.648 (21)
18	50	C.WILLIAM JAMES THOMPSON	26.764	26	P.ALSINA	16.608	54	A.FERRÁNDEZ	31.942	45	J.RIOS	33.885	18	93	1:49.084	1:49.522 (17)
19	70	K.DANIEL	26.768	34	B.FERNÁNDEZ	16.652	81	L.TONI LUCIANO	31.969	18	C.PARRILLA	33.889	19	57	1:49.094	1:49.479 (16)
20	62	B.TRIAS	26.780	28	M.MARTÍNEZ	16.654	31	M.SÁNCHEZ	31.987	14	C.BUCHANAN	33.892	20	14	1:49.176	1:49.674 (22)
21	31	M.SÁNCHEZ	26.800	99	M.AGUILAR	16.663	57	J.GARNESS	31.994	67	C.O'GORMAN	33.893	21	67	1:49.210	1:49.422 (15)
22	67	C.O'GORMAN	26.833	25	G.PÉREZ	16.666	70	K.DANIEL	31.995	99	M.AGUILAR	33.893	22	31	1:49.243	1:49.601 (20)
23	32	G.PUGLIESE	26.842	70	K.DANIEL	16.669	33	E.HOARAU BELLON	32.005	33	E.HOARAU BELLON	33.895	23	33	1:49.403	1:49.674 (23)
24	57	J.GARNESS	26.857	8	M.GARCÍA MIGUE	16.684	99	M.AGUILAR	32.032	34	B.FERNÁNDEZ	33.963	24	70	1:49.435	1:49.675 (24)
25	14	C.BUCHANAN	26.870	31	M.SÁNCHEZ	16.690	25	G.PÉREZ	32.051	62	B.TRIAS	33.969	25	99	1:49.477	1:49.687 (25)
26	58	J.LUIS ARMARIO	26.879	32	G.PUGLIESE	16.708	62	B.TRIAS	32.068	70	K.DANIEL	34.003	26	62	1:49.545	1:49.787 (27)
27	99	M.AGUILAR	26.889	62	B.TRIAS	16.728	34	B.FERNÁNDEZ	32.069	93	G.PINI	34.007	27	34	1:49.596	1:49.703 (26)
28	33	E.HOARAU BELLON	26.905	51	B.URIARTE	16.735	32	G.PUGLIESE	32.102	58	J.LUIS ARMARIO	34.117	28	32	1:49.953	1:50.184 (28)
29	34	B.FERNÁNDEZ	26.912	58	J.LUIS ARMARIO	16.916	58	J.LUIS ARMARIO	32.154	20	O.VAN TRIGT	34.277	29	58	1:50.066	1:50.267 (29)
30	20	O.VAN TRIGT	27.117	20	O.VAN TRIGT	16.940	20	O.VAN TRIGT	32.220	32	G.PUGLIESE	34.301	30	20	1:50.554	1:50.858 (30)



## Hawkers ETC


### Finetwork FIM JuniorGP Jerez

### Race 1

### Best Top Speed

No Rider	Team	Class	Top 1		Top 2		Top 3		Top 4		Top 5		
			Kph	Lap	Kph	Lap	Kph	Lap	Kph	Lap	Kph	Lap	Avg
71	HAMAD AL-SAHOUTI	LEOPARD IMPALA JUNIOR TEAM	204.2	11	203.0	15	202.6	10	202.6	2	202.2	12	202.9
26	PAU ALSINA	ARTBOX	203.0	15	202.6	11	200.0	2	199.6	1	199.3	3	200.9
57	JOHNNY GARNES	VISIONTRACK RACING TEAM	203.0	7	202.2	14	201.5	15	200.4	2	199.6	1	201.3
50	CARTER WILLIAM JAMES	AGR TEAM	202.6	14	202.2	7	201.9	15	201.9	11	201.9	2	202.1
33	ENZO HOARAU BELLON	BS RACING	202.2	1	200.4	5	200.4	4	200.0	15	199.6	3	200.5
47	DODÓ BOGGIO	ASPAR JUNIOR TEAM	201.9	2	201.9	1	200.4	3	199.6	10	199.3	11	200.6
70	KRISTIAN DANIEL	IGAXTEAM	201.9	4	200.4	5	199.6	2	199.3	1	198.5	8	199.9
99	MARC AGUILAR	LARRESPORT	201.9	1	200.4	15	200.4	11	199.6	12	199.3	10	200.3
27	RICO SALMELA	TEAM ESTRELLA GALICIA 0,0	201.5	4	200.0	9	199.3	11	199.3	10	197.8	3	199.6
54	ALBERTO FERRÁNDEZ	FINETWORK MIR JUNIOR TEAM	201.5	1	200.4	3	200.0	2	198.5	4	195.3	7	199.1
14	CORMAC BUCHANAN	AGR TEAM	201.1	9	200.7	4	200.4	8	198.9	2	198.9	6	200.0
67	CASEY O'GORMAN	VISIONTRACK RACING TEAM	201.1	2	200.7	11	200.7	3	200.4	7	199.3	1	200.4
21	RUCHÉ MOODLEY	FINETWORK MIR JUNIOR TEAM	200.7	11	200.4	2	199.6	4	199.3	9	199.3	8	199.9
34	BEÑAT FERNÁNDEZ	AUSTIN RACING VHC TEAM	200.7	1	198.2	4	197.8	9	197.1	7	196.4	3	198.0
45	JESUS RIOS	MRE TALENT	200.7	4	200.0	1	197.8	6	197.4	3	197.4	2	198.7
31	MAX SÁNCHEZ	KRT ACADEMY	200.4	15	200.4	1	199.6	2	198.5	9	198.2	11	199.4
43	AMANUEL BRINTON	TEAM ESTRELLA GALICIA 0,0	200.4	8	199.6	4	198.5	7	197.4	2	196.0	14	198.4
81	LORENZ TONI LUCIANO	ARTBOX	200.4	11	198.9	4	198.2	7	198.2	2	197.8	13	198.7
18	CÉSAR PARRILLA	FAU55 TEY RACING	200.0	3	200.0	2	199.3	1	197.1	8	197.1	4	198.7
24	GUILLEM PLANQUES	FIRST BIKE ACADEMY &AMP	200.0	9	199.6	10	198.9	13	198.9	2	198.2	15	199.1
8	MARCO GARCÍA MIGUE	TEAM HONDA LAGLISSE	199.6	7	198.5	6	198.5	1	197.4	4	197.4	2	198.3
13	HAKIM DANISH	SIC RACING	199.6	2	198.5	4	197.1	15	194.9	5	194.9	1	197.0
25	GONZALO PÉREZ	FINETWORK MIR JUNIOR TEAM	199.3	9	199.3	1	198.9	2	198.5	13	198.2	11	198.8
93	GUIDO PINI	AC RACING TEAM	199.3	15	198.2	3	197.1	9	196.7	8	196.0	13	197.5
51	BRIAN URIARTE	TEAM ESTRELLA GALICIA 0,0	198.2	1	196.0	15	196.0	2	195.3	4	194.2	9	195.9
20	OWEN VAN TRIGT	LARRESPORT	197.4	1	194.6	2	190.8	3	190.5	4	189.8	6	192.6
32	GIULIO PUGLIESE	AC RACING TEAM	197.4	1	196.7	3	196.7	2	196.0	4	194.2	11	196.2
62	BLAI TRIAS	FIRST BIKE ACADEMY & ILUSIONTEAM 21	197.1	2	196.7	10	196.4	5	196.4	1	195.7	4	196.5
28	MÁXIMO MARTÍNEZ	TEAM HONDA LAGLISSE	196.7	12	196.7	10	196.4	13	196.4	11	196.4	3	196.5
58	JOSÉ LUIS ARMARIO	FIFTY MOTORSPORT	193.9	1	192.5	15	192.5	2	191.2	5	190.8	12	192.2





## Hawkers ETC

### Finetwork FIM JuniorGP Jerez

#### After Race 1

Event maximum speed

No Rider	Team	Bike	Class	Top Speed	Lap	Session
71 HAMAD AL-SAHOUTI	LEOPARD IMPALA JUNIOR TEAM	HONDA		204.2	11	Race 1
26 PAU ALSINA	ARTBOX	HONDA		203.0	15	Race 1
57 JOHNNY GARNESS	VISIONTRACK RACING TEAM	HONDA		203.0	7	Race 1
50 CARTER WILLIAM JAMES THOMPSON	AGR TEAM	HONDA		202.6	14	Race 1
33 ENZO HOARAU BELLON	BS RACING	HONDA		202.2	1	Race 1
47 DODÓ BOGGIO	ASPAR JUNIOR TEAM	HONDA		201.9	1	Race 1
70 KRISTIAN DANIEL	IGAXTEAM	HONDA		201.9	4	Race 1
99 MARC AGUILAR	LARRESPORT	HONDA		201.9	1	Race 1
27 RICO SALMELA	TEAM ESTRELLA GALICIA 0,0	HONDA		201.5	4	Race 1
54 ALBERTO FERRÁNDEZ	FINETWORK MIR JUNIOR TEAM	HONDA		201.5	1	Race 1
14 CORMAC BUCHANAN	AGR TEAM	HONDA		201.1	9	Race 1
67 CASEY O'GORMAN	VISIONTRACK RACING TEAM	HONDA		201.1	2	Race 1
21 RUCHÉ MOODLEY	FINETWORK MIR JUNIOR TEAM	HONDA		200.7	11	Race 1
34 BEÑAT FERNÁNDEZ	AUSTIN RACING VHC TEAM	HONDA		200.7	1	Race 1
45 JESUS RIOS	MRE TALENT	HONDA		200.7	4	Race 1
31 MAX SÁNCHEZ	KRT ACADEMY	HONDA		200.4	1	Race 1
32 GIULIO PUGLIESE	AC RACING TEAM	HONDA		200.4	13	Qualifying Practice 2 - G
43 AMANUEL BRINTON	TEAM ESTRELLA GALICIA 0,0	HONDA		200.4	8	Race 1
81 LORENZ TONI LUCIANO	ARTBOX	HONDA		200.4	11	Race 1
93 GUIDO PINI	AC RACING TEAM	HONDA		200.4	8	Qualifying Practice 1 - G
18 CÉSAR PARRILLA	FAU55 TEY RACING	HONDA		200.0	2	Race 1
24 GUILLEM PLANQUES	FIRST BIKE ACADEMY & AMP	HONDA		200.0	9	Race 1
8 MARCO GARCÍA MIGUE	TEAM HONDA LAGLISSE	HONDA		200.0	13	Free Practice 1 - Gr B
13 HAKIM DANISH	SIC RACING	HONDA		199.6	2	Race 1
25 GONZALO PÉREZ	FINETWORK MIR JUNIOR TEAM	HONDA		199.6	16	Qualifying Practice 1 - G
28 MÁXIMO MARTÍNEZ	TEAM HONDA LAGLISSE	HONDA		198.5	11	Qualifying Practice 1 - G
77 LÉANDRO QUINTANS	MEDIASYSTEM	HONDA		198.5	6	Qualifying Practice 1 - G
51 BRIAN URIARTE	TEAM ESTRELLA GALICIA 0,0	HONDA		198.2	1	Race 1
9 MATTEO ROMAN	TECMAS RACING TEAM	HONDA		198.2	9	Qualifying Practice 1 - G
20 OWEN VAN TRIGT	LARRESPORT	HONDA		197.4	1	Race 1
62 BLAI TRIAS	FIRST BIKE ACADEMY & ILUSIONTEAM 21	HONDA		197.1	2	Race 1
73 GONÇALO RIBEIRO	LST MOTORSPORTS	HONDA		197.1	17	Qualifying Practice 1 - G
16 ÁLVARO FUERTES	FIRST BIKE ACADEMY & ILUSIONTEAM 21	HONDA		196.7	2	Warm Up
41 YVONNE CERPA	IGAXTEAM	HONDA		196.7	1	Last Chance
74 CARTER BROWN	VISIONTRACK RACING TEAM	HONDA		196.7	13	Qualifying Practice 1 - G
5 YANNIS RAINGARD MARGNIER	EQUIPE DE FRANCE	HONDA		196.0	7	Free Practice 2 - Gr B
35 MATTS RUISBROEK	STIRLINGS RACING TEAM	HONDA		195.7	6	Qualifying Practice 2 - G
58 JOSÉ LUIS ARMARIO	FIFTY MOTORSPORT	HONDA		195.7	14	Free Practice 2 - Gr B
3 VASILIOS PANTELEAKIS	CARDOSO RACING	HONDA		195.3	4	Qualifying Practice 2 - G
12 ADRIANO DONOSO	FIFTY MOTORSPORT	HONDA		194.9	7	Free Practice 1 - Gr B
36 ANGUS JAY GRENFELL	ARTBOX	HONDA		194.2	12	Qualifying Practice 1 - G
7 GEOFFREY EMMANUEL	CUNA DE CAMPEONES	HONDA		193.5	6	Free Practice 2 - Gr B
6 JONA EISENKOLB	F. KOCH RENNSPORT	HONDA		193.2	3	Qualifying Practice 1 - G
2 LORIS SCHÖNROCK	F. KOCH RENNSPORT	HONDA		192.2	3	Qualifying Practice 1 - G
68 BELLADONA VACCARINO	AUSTIN RACING VHC TEAM	HONDA		191.5	2	Free Practice 1 - Gr A
23 SPYROS FOURTHIOTIS	FIFTY MOTORSPORT	HONDA		190.8	10	Qualifying Practice 2 - G




## Hawkers ETC

### Finetwork FIM JuniorGP Jerez

#### Race 1

#### Fastest Lap Sequence

Elapsed	No Rider	Team	Bike	Class	Time	Kph	Lap
3:45.481	<b>51 BRIAN URIARTE</b>	TEAM ESTRELLA GALICIA 0.0	HONDA		<b>1:49.349</b>	145.6	2
3:45.698	<b>47 DODÓ BOGGIO</b>	ASPAR JUNIOR TEAM	HONDA		<b>1:49.002</b>	146.1	2
7:24.182	<b>51 BRIAN URIARTE</b>	TEAM ESTRELLA GALICIA 0.0	HONDA		<b>1:48.890</b>	146.2	4
12:52.016	<b>13 HAKIM DANISH</b>	SIC RACING	HONDA		<b>1:48.821</b>	146.3	7
18:19.830	<b>51 BRIAN URIARTE</b>	TEAM ESTRELLA GALICIA 0.0	HONDA		<b>1:48.727</b>	146.4	10
20:08.853	<b>47 DODÓ BOGGIO</b>	ASPAR JUNIOR TEAM	HONDA		<b>1:48.442</b>	146.8	11



# Hawkers ETC

## Finetwork FIM JuniorGP Jerez

### Race 1

### Analysis by lap

Lapped ■

No	Lap Time	Gap	No	Lap Time	Gap	No	Lap Time	Gap	No	Lap Time	Gap	No	Lap Time	Gap						
<b>Lap 1</b>			62	1:50.044	4.727	26	1:50.357	4.780	45	1:49.699	4.475	<b>Lap 8</b>								
51	1:56.132	0.000	34	1:50.334	4.978	57	1:50.650	5.054	54	1:50.115	4.495	28	1:49.767		13	1:49.634	0.104	51	1:49.753	0.275
28	1:56.171	0.039	33	1:50.302	5.522	43	1:50.128	5.302	93	1:50.095	4.536	47	1:50.120	0.492	21	1:49.655	0.579	24	1:49.578	0.671
21	1:56.335	0.203	70	1:50.097	5.562	31	1:50.290	5.422	8	1:49.648	4.677	27	1:50.127	0.868	8	1:51.014	6.541	54	1:51.028	6.576
27	1:56.502	0.370	58	1:50.817	6.432	50	1:50.555	5.477	18	1:50.160	4.750	51	1:50.120	0.492	93	1:50.834	6.637	45	1:51.087	6.773
47	1:56.696	0.564	32	1:50.644	6.827	14	1:51.152	5.758	25	1:50.053	4.758	18	1:50.750	6.965	43	1:50.735	6.988	67	1:50.917	7.047
13	1:56.825	0.693	20	1:52.301	7.782	71	1:50.521	5.784	81	1:49.834	4.823	25	1:50.905	7.110	57	1:50.649	7.314	81	1:50.958	7.408
43	1:56.937	0.805	<b>Lap 3</b>			99	1:50.379	5.827	67	1:49.422	4.944	81	1:50.958	7.408	26	1:50.564	7.469			
24	1:57.091	0.959	47	1:49.375		34	1:49.866	6.115	43	1:49.318	4.967	31	1:49.909	7.345	50	1:50.498	7.718	71	1:50.170	7.767
8	1:57.603	1.471	28	1:49.534	0.128	62	1:50.198	6.130	50	1:49.055	5.291	99	1:50.259	7.463	99	1:50.353	8.813	70	1:50.149	9.025
93	1:57.617	1.485	51	1:49.811	0.219	70	1:49.829	6.368	26	1:49.650	5.420	70	1:49.675	7.639	34	1:50.442	9.111	62	1:50.251	9.371
25	1:57.747	1.615	21	1:49.352	0.277	33	1:49.676	6.417	57	1:49.479	5.505	34	1:50.145	7.770	14	1:50.128	9.429	33	1:50.663	11.120
26	1:57.873	1.741	13	1:49.759	0.539	32	1:50.240	8.550	31	1:49.856	6.607	62	1:49.787	8.041	33	1:50.663	11.120	32	1:50.853	15.093
81	1:57.920	1.788	27	1:49.421	0.565	58	1:50.796	8.794	71	1:49.909	7.345	14	1:50.006	8.324	58	1:50.905	15.431	20	1:51.361	19.067
54	1:58.031	1.899	24	1:49.017	0.637	20	1:51.309	11.735	99	1:50.259	7.463	32	1:51.038	12.279	71	1:50.170	7.767			
45	1:58.468	2.336	25	1:50.056	2.583	<b>Lap 5</b>			70	1:49.675	7.639	20	1:51.006	15.652	99	1:50.353	8.813			
67	1:58.493	2.361	8	1:50.185	2.699	28	1:49.038		62	1:49.787	8.041	34	1:50.145	7.770	70	1:50.149	9.025	34	1:50.442	9.111
57	1:58.655	2.523	45	1:49.793	2.905	47	1:49.021	0.115	14	1:50.006	8.324	62	1:50.164	4.032	14	1:50.128	9.429	62	1:50.251	9.371
14	1:58.922	2.790	93	1:49.801	2.946	51	1:49.427	0.247	33	1:50.832	9.148	33	2:00.164	4.032	14	1:50.128	9.429	14	1:50.128	9.429
18	1:59.126	2.994	54	1:49.786	3.087	13	1:49.186	0.407	32	1:51.038	12.279	33	2:00.701	4.569	33	1:50.663	11.120	33	1:50.663	11.120
50	1:59.147	3.015	67	1:49.738	3.395	21	1:49.101	0.605	58	1:51.063	12.562	70	2:00.946	4.814	32	1:50.853	15.093	58	1:50.905	15.431
71	1:59.454	3.322	18	1:49.494	3.471	27	1:49.085	0.800	20	1:51.006	15.652	99	1:59.677	3.545	58	1:50.905	15.431	20	1:51.361	19.067
99	1:59.677	3.545	81	1:50.142	3.512	24	1:49.257	0.903	<b>Lap 7</b>			28	1:49.037		20	1:51.361	19.067			
31	1:59.830	3.698	57	1:50.066	3.513	54	1:49.381	3.760	28	1:49.037		47	1:48.895	0.139	34	1:50.442	9.111			
34	2:00.125	3.993	26	1:50.172	3.532	93	1:49.642	3.821	47	1:48.895	0.139	62	1:50.251	9.371	62	1:50.251	9.371			
62	2:00.164	4.032	14	1:49.674	3.715	18	1:49.181	3.970	13	1:48.821	0.237	14	1:50.128	9.429	14	1:50.128	9.429			
33	2:00.701	4.569	50	1:49.979	4.031	25	1:49.309	4.085	51	1:49.212	0.289	33	1:50.663	11.120	33	1:50.663	11.120			
70	2:00.946	4.814	31	1:49.601	4.241	45	1:49.563	4.156	27	1:48.930	0.508	32	1:50.853	15.093	58	1:50.905	15.431			
20	2:00.962	4.830	43	1:51.614	4.283	81	1:49.297	4.369	21	1:48.831	0.691	58	1:50.905	15.431	20	1:51.361	19.067			
58	2:01.096	4.964	71	1:50.292	4.372	8	1:50.042	4.409	24	1:49.032	0.860	24	1:49.032	0.860						
32	2:01.664	5.532	99	1:49.687	4.557	67	1:49.736	4.902	8	1:49.654	5.294	24	1:49.032	0.860						
<b>Lap 2</b>			62	1:49.906	5.041	43	1:48.907	5.029	8	1:49.654	5.294	<b>Lap 9</b>								
51	1:49.349		34	1:49.972	5.358	26	1:49.550	5.150	54	1:49.857	5.315	13	1:49.440		51	1:49.282	0.013			
28	1:49.496	0.186	70	1:49.678	5.648	57	1:49.532	5.406	45	1:50.015	5.453	28	1:49.738	0.194	28	1:49.738	0.194			
47	1:49.002	0.217	33	1:49.920	5.850	50	1:49.319	5.616	93	1:50.071	5.570	47	1:49.307	0.255	47	1:49.307	0.255			
13	1:49.028	0.372	58	1:50.267	7.107	31	1:49.889	6.131	67	1:49.990	5.897	21	1:49.495	0.530	21	1:49.495	0.530			
21	1:49.663	0.517	32	1:50.184	7.419	99	1:49.937	6.584	25	1:50.251	5.972	27	1:49.407	0.731	27	1:49.407	0.731			
27	1:49.715	0.736	20	1:51.345	9.535	71	1:50.212	6.816	18	1:50.269	5.982	24	1:49.647	0.774	24	1:49.647	0.774			
24	1:49.602	1.212	<b>Lap 4</b>			34	1:50.070	7.005	43	1:50.090	6.020	8	1:51.268	8.265	8	1:51.268	8.265			
8	1:49.984	2.106	51	1:48.890		70	1:50.156	7.344	81	1:50.431	6.217	45	1:51.039	8.268	45	1:51.039	8.268			
25	1:49.853	2.119	28	1:49.123	0.142	62	1:50.684	7.634	67	1:49.964	6.432	93	1:51.300	8.393	93	1:51.300	8.393			
43	1:50.805	2.261	47	1:49.383	0.274	33	1:50.459	7.696	26	1:50.289	6.672	54	1:51.421	8.453	54	1:51.421	8.453			
45	1:49.717	2.704	13	1:48.971	0.401	14	1:51.120	7.698	50	1:50.733	6.987	18	1:51.209	8.630	18	1:51.209	8.630			
93	1:50.601	2.737	21	1:49.516	0.684	32	1:51.251	10.621	31	1:49.742	7.312	43	1:51.258	8.702	43	1:51.258	8.702			
54	1:50.343	2.893	24	1:49.298	0.826	58	1:51.265	10.879	71	1:49.056	7.364	57	1:51.114	8.884	57	1:51.114	8.884			
26	1:50.560	2.952	27	1:49.439	0.895	20	1:51.471	14.026	99	1:49.801	8.227	67	1:51.577	9.080	67	1:51.577	9.080			
81	1:50.523	2.962	93	1:49.522	3.359	<b>Lap 6</b>			70	1:50.041	8.643	25	1:51.561	9.127	25	1:51.561	9.127			
57	1:49.865	3.039	8	1:49.957	3.547	28	1:49.380		62	1:49.883	8.887	81	1:51.401	9.265	81	1:51.401	9.265			
67	1:50.237	3.249	54	1:49.581	3.559	51	1:49.247	0.114	14	1:49.781	9.068	31	1:51.403	9.389	31	1:51.403	9.389			
18	1:49.924	3.569	45	1:49.977	3.773	47	1:49.546	0.281	33	1:50.113	10.224	26	1:51.695	9.620	26	1:51.695	9.620			
14	1:50.192	3.633	25	1:50.482	3.956	13	1:49.426	0.453	32	1:50.765	14.007	50	1:51.492	9.666	50	1:51.492	9.666			
50	1:49.978	3.644	18	1:49.607	3.969	27	1:49.195	0.615	58	1:50.768	14.293	99	1:50.468	9.737	99	1:50.468	9.737			
71	1:49.699	3.672	81	1:49.849	4.252	24	1:49.342	0.865	20	1:50.858	17.473	71	1:51.561	9.784	71	1:51.561	9.784			
31	1:49.883	4.232	67	1:50.060	4.346	21	1:49.672	0.897				34	1:50.374	9.941	34	1:50.374	9.941			
99	1:50.266	4.462																		



## Hawkers ETC

### Finetwork FIM JuniorGP Jerez

#### Race 1

#### Analysis by lap

Lapped ■

No	Lap Time	Gap	No	Lap Time	Gap	No	Lap Time	Gap	No	Lap Time	Gap	No	Lap Time	Gap			
14	1:50.199	10.084	31	1:50.842	13.053	57	1:50.766	13.503	81	1:50.601	16.128						
62	1:50.531	10.358	99	1:50.780	13.115	31	1:50.434	13.668	31	1:50.586	16.249						
33	1:50.708	12.284	26	1:50.690	13.183	71	1:50.116	13.741	26	1:50.404	16.551						
32	1:51.519	17.068	71	1:50.464	13.250	50	1:50.650	13.769	50	1:50.721	16.686						
58	1:51.222	17.109	34	1:50.883	13.470	26	1:49.931	13.886	71	1:50.926	16.757						
20	1:51.346	20.869	62	1:51.324	14.427	99	1:50.317	14.211	99	1:50.827	17.059						
<b>Lap 10</b>			33	1:49.723	14.705	33	1:50.225	15.108	33	1:50.625	17.106						
51	1:48.727		32	1:50.738	21.153	34	1:50.676	15.480	34	1:51.247	19.183						
13	1:48.954	0.214	58	1:50.796	21.450	62	1:50.091	15.491	62	1:51.705	19.656						
28	1:49.064	0.518	20	1:51.498	26.039	32	1:51.285	24.355	32	1:51.293	28.350						
47	1:49.066	0.581	<b>Lap 12</b>			58	1:51.033	24.477	58	1:51.495	28.695						
21	1:48.916	0.706	13	1:49.278		20	1:51.442	30.068	20	1:52.115	35.716						
27	1:48.950	0.941	51	1:49.581	0.097	<b>Lap 14</b>											
24	1:48.966	1.000	47	1:49.438	0.130	28	1:49.598										
8	1:50.039	9.564	28	1:49.200	0.153	47	1:49.657	0.089									
93	1:50.017	9.670	21	1:49.057	0.252	51	1:49.611	0.152									
54	1:50.117	9.830	27	1:49.083	0.476	13	1:50.131	0.553									
18	1:50.145	10.035	24	1:49.160	0.595	21	1:49.784	0.573									
45	1:50.539	10.067	18	1:50.083	12.066	24	1:49.949	0.815									
25	1:49.824	10.211	54	1:50.138	12.152	27	1:50.208	0.962									
43	1:50.290	10.252	8	1:50.275	12.368	8	1:51.019	13.940									
57	1:50.394	10.538	45	1:50.218	12.422	54	1:51.075	14.082									
67	1:50.275	10.615	93	1:50.094	12.499	18	1:50.965	14.189									
81	1:50.272	10.797	43	1:49.892	12.600	93	1:50.849	14.233									
50	1:49.904	10.830	57	1:49.849	12.749	43	1:50.477	14.333									
31	1:50.409	11.058	25	1:50.270	12.806	81	1:50.735	14.426									
99	1:50.185	11.182	81	1:49.606	13.020	45	1:51.366	14.459									
26	1:50.460	11.340	50	1:49.973	13.131	31	1:50.492	14.562									
34	1:50.233	11.434	31	1:49.677	13.246	57	1:50.700	14.605									
71	1:50.589	11.633	71	1:49.871	13.637	71	1:50.587	14.730									
62	1:50.332	11.950	99	1:50.275	13.906	50	1:50.693	14.864									
33	1:50.285	13.829	26	1:50.268	13.967	26	1:50.758	15.046									
32	1:50.934	19.262	34	1:50.830	14.816	99	1:50.518	15.131									
58	1:51.132	19.501	33	1:49.674	14.895	33	1:49.870	15.380									
20	1:51.259	23.388	62	1:50.469	15.412	34	1:50.953	16.835									
<b>Lap 11</b>			32	1:51.413	23.082	62	1:50.957	16.850									
51	1:48.847		58	1:51.490	23.456	32	1:51.199	25.956									
47	1:48.442	0.176	20	1:52.083	28.638	58	1:51.220	26.099									
13	1:48.839	0.206	<b>Lap 13</b>			20	1:52.030	32.500									
28	1:48.766	0.437	28	1:49.859													
21	1:48.820	0.679	13	1:50.032	0.020	<b>Lap 15</b>											
27	1:48.783	0.877	47	1:49.912	0.030	47	1:48.810										
24	1:48.766	0.919	51	1:50.054	0.139	51	1:48.770	0.023									
18	1:50.279	11.467	27	1:49.888	0.352	13	1:48.560	0.214									
54	1:50.515	11.498	21	1:50.147	0.387	28	1:49.340	0.441									
8	1:50.860	11.577	24	1:49.881	0.464	21	1:48.883	0.557									
45	1:50.468	11.688	8	1:50.163	12.519	27	1:48.633	0.696									
93	1:51.066	11.889	54	1:50.465	12.605	24	1:49.172	1.088									
25	1:50.656	12.020	45	1:50.281	12.691	93	1:50.164	15.498									
67	1:50.398	12.166	18	1:50.768	12.822	8	1:50.528	15.569									
43	1:50.787	12.192	25	1:50.135	12.929	54	1:50.513	15.696									
57	1:50.693	12.384	93	1:50.495	12.982	45	1:50.221	15.781									
50	1:50.659	12.642	81	1:50.281	13.289	43	1:50.424	15.858									
81	1:50.948	12.898	43	1:50.866	13.454	18	1:50.643	15.933									
						57	1:50.352	16.058									





# Hawkers ETC

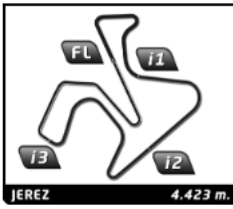
## Finetwork FIM JuniorGP Jerez

### Race 1

### Sector Analysis

— Invalidated Lap    ■ Personal Best    ■ Session Best    B Crossing the pit lane

Lap	Time	Sector 1	Sector 2	Sector 3	Sector 4	T.Spd	Lap	Time	Sector 1	Sector 2	Sector 3	Sector 4	T.Spd
<b>47</b> DODÓ BOGGIO ITA							1 1:56.171 33.488 16.937 31.907 33.839 194.9						
ASPAR JUNIOR TEAM HONDA							2 1:49.496 26.743 16.873 32.003 33.877 192.5						
1	1:56.696	34.042	16.632	32.109	33.913	201.9	3	1:49.534	26.723	<b>16.654</b>	32.283	33.874	196.4
2	1:49.002	26.730	<b>16.551</b>	31.916	33.805	201.9	4	1:49.123	26.710	16.752	31.912	33.749	195.3
3	1:49.375	26.805	16.555	31.955	34.060	200.4	5	1:49.038	26.760	16.743	<b>31.724</b>	33.811	195.7
4	1:49.383	26.787	16.832	31.994	33.770	190.8	6	1:49.380	26.672	16.998	31.898	33.812	191.5
5	1:49.021	26.713	16.715	31.778	33.815	196.4	7	1:49.037	26.645	16.892	31.737	33.763	192.2
6	1:49.546	26.641	17.025	31.997	33.883	190.8	8	1:49.767	26.656	16.939	31.995	34.177	191.8
7	1:48.895	26.640	16.691	31.793	33.771	192.2	9	1:49.738	26.737	16.985	32.139	33.877	191.5
8	1:50.120	26.602	16.907	32.087	34.524	194.9	10	1:49.064	26.878	16.733	31.764	33.689	196.7
9	1:49.307	<b>26.593</b>	16.795	32.186	33.733	196.4	11	<b>1:48.766</b>	<b>26.531</b>	16.716	31.933	33.586	196.4
10	1:49.066	26.893	16.688	31.825	33.660	199.6	12	1:49.200	26.727	16.690	31.943	33.840	196.7
11	<b>1:48.442</b>	26.596	16.614	31.641	<b>33.591</b>	199.3	13	1:49.859	27.069	16.842	32.100	33.848	196.4
12	1:49.438	26.602	16.718	32.106	34.012	190.5	14	1:49.598	26.725	16.975	31.994	33.904	191.2
13	1:49.912	26.888	16.829	32.152	34.043	192.9	15	1:49.340	26.701	16.915	32.175	<b>33.549</b>	191.5
14	1:49.657	26.784	16.919	32.053	33.901	194.9							
15	1:48.810	26.685	16.845	<b>31.628</b>	33.652	193.9							
<b>51</b> BRIAN URIARTE SPA							1 1:56.335 33.371 17.053 32.146 33.765 190.8						
TEAM ESTRELLA GALICIA 0,0 HONDA							2 1:49.663 26.883 16.692 32.255 33.833 200.4						
1	1:56.132	33.603	16.911	31.652	33.966	198.2	3	1:49.352	26.870	16.605	32.026	33.851	198.5
2	1:49.349	26.861	16.872	31.727	33.889	196.0	4	1:49.516	26.806	16.619	32.227	33.864	199.6
3	1:49.811	26.660	16.810	32.188	34.153	187.8	5	1:49.101	26.733	16.657	31.888	33.823	197.8
4	1:48.890	26.678	<b>16.735</b>	31.644	33.833	195.3	6	1:49.672	26.651	16.802	32.123	34.096	192.5
5	1:49.427	26.772	16.886	31.922	33.847	186.9	7	1:48.831	26.674	16.569	<b>31.881</b>	33.707	197.8
6	1:49.247	26.556	16.957	31.920	33.814	193.2	8	1:49.655	26.639	16.628	32.033	34.355	199.3
7	1:49.212	26.626	16.953	31.973	<b>33.660</b>	189.8	9	1:49.495	26.661	16.685	32.300	33.849	199.3
8	1:49.753	26.624	16.932	31.991	34.206	193.9	10	1:48.916	26.792	16.601	31.901	<b>33.622</b>	194.6
9	1:49.282	26.582	16.987	32.036	33.677	194.2	11	<b>1:48.820</b>	26.646	<b>16.535</b>	31.959	33.680	200.7
10	<b>1:48.727</b>	26.560	16.826	31.616	33.725	188.5	12	1:49.057	26.656	16.757	31.946	33.698	196.7
11	1:48.847	<b>26.520</b>	16.830	31.745	33.752	188.8	13	1:50.147	27.120	16.714	32.368	33.945	194.9
12	1:49.581	26.691	16.812	31.997	34.081	189.5	14	1:49.784	26.826	16.786	32.039	34.133	193.9
13	1:50.054	27.040	16.754	31.897	34.363	193.9	15	1:48.883	<b>26.595</b>	16.588	31.944	33.756	194.6
14	1:49.611	26.821	16.905	32.013	33.872	192.5							
15	1:48.770	26.685	16.857	<b>31.429</b>	33.799	196.0							
<b>13</b> HAKIM DANISH MAL							1 1:56.502 33.429 17.058 32.189 33.826 194.9						
SIC RACING HONDA							2 1:49.715 26.769 16.696 32.638 <b>33.612</b> 197.1						
1	1:56.825	34.121	16.738	32.247	33.719	194.9	3	1:49.421	26.703	16.691	32.080	33.947	197.8
2	1:49.028	26.730	<b>16.522</b>	31.934	33.842	199.6	4	1:49.439	26.753	16.553	32.200	33.933	201.5
3	1:49.759	26.726	16.675	32.286	34.072	194.6	5	1:49.085	26.837	16.621	<b>31.726</b>	33.901	194.6
4	1:48.971	26.611	16.656	31.992	33.712	198.5	6	1:49.195	26.586	16.662	31.980	33.967	196.0
5	1:49.186	26.679	16.738	31.890	33.879	194.9	7	1:48.930	26.599	16.666	31.918	33.747	195.7
6	1:49.426	26.489	16.937	32.053	33.947	192.2	8	1:50.127	26.650	16.696	32.259	34.522	191.8
7	1:48.821	26.541	16.669	31.873	33.738	192.2	9	1:49.407	26.775	<b>16.520</b>	32.286	33.826	200.0
8	1:49.634	26.568	16.933	31.908	34.225	194.6	10	1:48.950	26.656	16.599	31.978	33.717	199.3
9	1:49.440	26.707	16.979	31.792	33.962	193.5	11	1:48.783	<b>26.512</b>	16.558	31.956	33.757	199.3
10	1:48.954	26.794	16.742	31.639	33.779	190.8	12	1:49.083	26.727	16.619	31.972	33.765	196.0
11	1:48.839	<b>26.479</b>	16.688	31.912	33.760	192.2	13	1:49.888	26.953	16.799	32.064	34.072	194.6
12	1:49.278	26.632	16.694	31.799	34.153	190.5	14	1:50.208	26.916	16.799	32.209	34.284	192.2
13	1:50.032	26.920	16.995	31.982	34.135	184.9	15	<b>1:48.633</b>	26.521	16.587	31.806	33.719	197.4
14	1:50.131	26.859	17.177	32.080	34.015	189.1							
15	<b>1:48.560</b>	26.683	16.606	<b>31.577</b>	<b>33.694</b>	197.1							
<b>28</b> MÁXIMO MARTÍNEZ SPA							1 1:57.091 33.829 16.797 32.559 33.906 194.6						
TEAM HONDA LAGLISSE HONDA							2 1:49.602 26.792 16.630 32.332 33.848 198.9						
1	1:57.091	33.829	16.797	32.559	33.906	194.6	3	1:49.017	26.706	16.651	<b>31.798</b>	33.862	195.3
2	1:49.602	26.792	16.630	32.332	33.848	198.9							
3	1:49.017	26.706	16.651	<b>31.798</b>	33.862	195.3							
<b>21</b> RUCHÉ MOODLEY RSA							1 1:56.335 33.371 17.053 32.146 33.765 190.8						
FINETWORK MIR JUNIOR TEAM HONDA							2 1:49.663 26.883 16.692 32.255 33.833 200.4						
1	1:56.335	33.371	17.053	32.146	33.765	190.8	3	1:49.352	26.870	16.605	32.026	33.851	198.5
2	1:49.663	26.883	16.692	32.255	33.833	200.4	4	1:49.516	26.806	16.619	32.227	33.864	199.6
3	1:49.352	26.870	16.605	32.026	33.851	198.5	5	1:49.101	26.733	16.657	31.888	33.823	197.8
4	1:49.516	26.806	16.619	32.227	33.864	199.6	6	1:49.672	26.651	16.802	32.123	34.096	192.5
5	1:49.101	26.733	16.657	31.888	33.823	197.8	7	1:48.831	26.674	16.569	<b>31.881</b>	33.707	197.8
6	1:49.672	26.651	16.802	32.123	34.096	192.5	8	1:49.655	26.639	16.628	32.033	34.355	199.3
7	1:48.831	26.674	16.569	<b>31.881</b>	33.707	197.8	9	1:49.495	26.661	16.685	32.300	33.849	199.3
8	1:49.655	26.639	16.628	32.033	34.355	199.3	10	1:48.916	26.792	16.601	31.901	<b>33.622</b>	194.6
9	1:49.495	26.661	16.685	32.300	33.849	199.3	11	<b>1:48.820</b>	26.646	<b>16.535</b>	31.959	33.680	200.7
10	1:48.916	26.792	16.601	31.901	<b>33.622</b>	194.6	12	1:49.057	26.656	16.757	31.946	33.698	196.7
11	<b>1:48.820</b>	26.646	<b>16.535</b>	31.959	33.680	200.7	13	1:50.147	27.120	16.714	32.368	33.945	194.9
12	1:49.057	26.656	16.757	31.946	33.698	196.7	14	1:49.784	26.826	16.786	32.039	34.133	193.9
13	1:50.147	27.120	16.714	32.368	33.945	194.9	15	1:48.883	<b>26.595</b>	16.588	31.944	33.756	194.6
14	1:49.784	26.826	16.786	32.039	34.133	193.9							
15	1:48.883	<b>26.595</b>	16.588	31.944	33.756	194.6							
<b>27</b> RICO SALMELA FIN							1 1:56.502 33.429 17.058 32.189 33.826 194.9						
TEAM ESTRELLA GALICIA 0,0 HONDA							2 1:49.715 26.769 16.696 32.638 <b>33.612</b> 197.1						
1	1:56.502	33.429	17.058	32.189	33.826	194.9	3	1:49.421	26.703	16.691	32.080	33.947	197.8
2	1:49.715	26.769	16.696	32.638	<b>33.612</b>	197.1	4	1:49.439	26.753	16.553	32.200	33.933	201.5
3	1:49.421	26.703	16.691	32.080	33.947	197.8	5	1:49.085	26.837	16.621	<b>31.726</b>	33.901	194.6
4	1:49.439	26.753	16.553	32.200	33.933	201.5	6	1:49.195	26.586	16.662	31.980	33.967	196.0
5	1:49.085	26.837	16.621	<b>31.726</b>	33.901	194.6	7	1:48.930	26.599	16.666	31.918	33.747	195.7
6	1:49.195	26.586	16.662	31.980	33.967	196.0	8	1:50.127	26.650	16.696	32.259	34.522	191.8
7	1:48.930	26.599	16.666	31.918	33.747	195.7	9	1:49.407	26.775	<b>16.520</b>	32.286	33.826	200.0
8	1:50.127	26.650	16.696	32.259	34.522	191.8	10	1:48.950	26.656	16.599	31.978	33.717	199.3
9	1:49.407	26.775	<b>16.520</b>	32.286	33.826	200.0	11	1:48.783	<b>26.512</b>	16.558	31.956	33.757	199.3
10	1:48.950	26.656	16.599	31.978	33.717	199.3	12	1:49.083	26.727	16.619	31.97		



**Hawkers ETC**  
Finetwork FIM JuniorGP Jerez  
Race 1

Sector Analysis

— Invalidated Lap   ■ Personal Best   ■ Session Best   B Crossing the pit lane

Lap	Time	Sector 1	Sector 2	Sector 3	Sector 4	T.Spd	Lap	Time	Sector 1	Sector 2	Sector 3	Sector 4	T.Spd
4	1:49.298	26.934	16.719	31.915	33.730	195.7	7	1:49.857	26.878	16.912	32.006	34.061	195.3
5	1:49.257	27.034	16.590	31.900	33.733	197.4	8	1:51.028	27.062	17.113	32.553	34.300	187.5
6	1:49.342	26.713	16.725	32.004	33.900	195.3	9	1:51.421	27.096	17.157	32.982	34.186	188.5
7	1:49.032	26.831	16.584	31.862	33.755	197.8	10	1:50.117	27.168	16.836	32.313	<b>33.800</b>	192.5
8	1:49.578	<b>26.567</b>	16.768	32.048	34.195	194.6	11	1:50.515	27.190	16.893	32.271	34.161	192.2
9	1:49.647	26.665	16.707	32.514	33.761	200.0	12	1:50.138	26.978	16.815	32.381	33.964	189.8
10	1:48.966	26.791	<b>16.479</b>	32.088	<b>33.608</b>	199.6	13	1:50.465	26.890	16.914	32.422	34.239	187.8
11	<b>1:48.766</b>	26.642	16.620	31.890	33.614	197.8	14	1:51.075	26.936	17.101	32.509	34.529	188.2
12	1:49.160	26.825	16.593	32.076	33.666	196.0	15	1:50.513	26.962	17.236	32.337	33.978	190.5
13	1:49.881	26.969	16.700	32.329	33.883	198.9							
14	1:49.949	26.905	16.697	32.312	34.035	194.6							
15	1:49.172	26.607	16.813	31.918	33.834	198.2							

**93** GUIDO PINI ITA  
AC RACING TEAM HONDA

1	1:57.617	34.301	16.842	32.301	34.173	194.9
2	1:50.601	27.068	16.812	32.045	34.676	193.9
3	1:49.801	27.014	<b>16.581</b>	31.974	34.232	198.2
4	<b>1:49.522</b>	<b>26.700</b>	16.789	31.858	34.175	193.9
5	1:49.642	26.842	16.902	<b>31.796</b>	34.102	190.1
6	1:50.095	26.784	16.896	32.110	34.305	192.5
7	1:50.071	26.756	16.941	32.333	34.041	193.5
8	1:50.834	26.973	17.011	32.388	34.462	196.7
9	1:51.300	27.242	17.093	32.436	34.529	197.1
10	1:50.017	26.954	17.029	31.884	34.150	188.8
11	1:51.066	27.148	17.064	32.693	34.161	191.5
12	1:50.094	26.948	16.841	32.298	<b>34.007</b>	194.6
13	1:50.495	26.973	16.768	32.572	34.182	196.0
14	1:50.849	26.882	16.894	32.712	34.361	192.2
15	1:50.164	26.971	17.159	31.884	34.150	199.3

**8** MARCO GARCÍA MIGUE SPA  
TEAM HONDA LAGLISSE HONDA

1	1:57.603	34.603	16.813	32.405	<b>33.782</b>	198.5
2	1:49.984	27.020	16.865	31.899	34.200	197.4
3	1:50.185	27.092	16.805	32.158	34.130	195.7
4	1:49.957	26.923	16.852	32.095	34.087	197.4
5	1:50.042	26.904	16.972	32.075	34.091	195.7
6	<b>1:49.648</b>	<b>26.725</b>	<b>16.684</b>	32.135	34.104	198.5
7	1:49.654	26.773	16.814	<b>31.877</b>	34.190	199.6
8	1:51.014	27.188	17.019	32.298	34.509	192.9
9	1:51.268	27.179	17.179	32.631	34.279	192.9
10	1:50.039	27.023	17.089	32.092	33.835	190.1
11	1:50.860	27.356	17.039	32.470	33.995	191.5
12	1:50.275	26.979	16.795	32.484	34.017	194.9
13	1:50.163	26.801	16.794	32.297	34.271	190.8
14	1:51.019	27.064	17.093	32.234	34.628	189.5
15	1:50.528	27.024	17.272	32.166	34.066	190.5

**54** ALBERTO FERRÁNDEZ SPA  
FINETWORK MIR JUNIOR TEAM HONDA

1	1:58.031	35.069	16.654	32.439	33.869	201.5
2	1:50.343	27.156	<b>16.516</b>	32.031	34.640	200.0
3	1:49.786	26.882	16.604	32.104	34.196	200.4
4	1:49.581	<b>26.728</b>	16.717	32.156	33.980	198.5
5	<b>1:49.381</b>	26.771	16.818	<b>31.942</b>	33.850	191.5
6	1:50.115	26.828	16.958	32.142	34.187	191.8

**45** JESUS RIOS SPA  
MRE TALENT HONDA

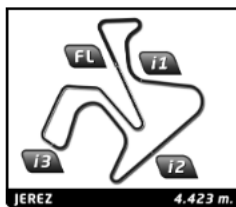
1	1:58.468	34.969	16.684	32.660	34.155	200.0
2	1:49.717	26.867	<b>16.606</b>	31.945	34.299	197.4
3	1:49.793	<b>26.698</b>	16.644	31.865	34.586	197.4
4	1:49.977	27.039	16.640	32.263	34.035	200.7
5	<b>1:49.563</b>	26.761	16.909	32.004	33.889	189.8
6	1:49.699	26.791	16.670	<b>31.681</b>	34.557	197.8
7	1:50.015	26.729	17.033	32.230	34.023	188.5
8	1:51.087	26.982	17.034	32.256	34.815	190.5
9	1:51.039	27.023	17.106	32.324	34.586	191.5
10	1:50.539	27.272	16.968	32.414	<b>33.885</b>	189.8
11	1:50.468	27.098	16.834	32.337	34.199	194.2
12	1:50.218	27.006	16.737	32.345	34.130	194.9
13	1:50.281	26.838	16.778	32.444	34.221	192.5
14	1:51.366	26.969	17.032	32.660	34.705	188.2
15	1:50.221	26.841	17.159	32.102	34.119	194.9

**43** AMANUEL BRINTON GBR  
TEAM ESTRELLA GALICIA 0,0 HONDA

1	1:56.937	33.870	16.722	32.259	34.086	194.6
2	1:50.805	26.758	16.596	32.386	35.065	197.4
3	1:51.614	26.834	16.883	32.407	35.490	190.8
4	1:50.128	27.002	16.665	32.062	34.399	199.6
5	<b>1:48.907</b>	26.783	16.630	<b>31.722</b>	<b>33.772</b>	194.9
6	1:49.318	26.752	<b>16.573</b>	32.083	33.910	195.7
7	1:50.090	27.134	16.703	32.174	34.079	198.5
8	1:50.735	26.826	16.749	32.672	34.488	200.4
9	1:51.258	27.035	17.039	32.755	34.429	194.9
10	1:50.290	27.065	16.876	32.387	33.962	191.2
11	1:50.787	26.984	16.824	32.750	34.229	193.5
12	1:49.892	26.904	16.669	32.326	33.993	194.9
13	1:50.866	26.963	16.717	32.633	34.553	193.9
14	1:50.477	<b>26.728</b>	16.838	32.522	34.389	196.0
15	1:50.424	27.070	17.080	32.390	33.884	189.5

**18** CÉSAR PARRILLA SPA  
FAU55 TEY RACING HONDA

1	1:59.126	35.908	16.826	32.385	34.007	199.3
2	1:49.924	26.879	16.685	32.031	34.329	200.0
3	1:49.494	26.777	16.584	32.110	34.023	200.0
4	1:49.607	<b>26.711</b>	<b>16.570</b>	32.199	34.127	197.1
5	<b>1:49.181</b>	26.792	16.714	<b>31.786</b>	<b>33.889</b>	195.7
6	1:50.160	26.718	16.871	31.913	34.658	193.2
7	1:50.269	26.802	16.864	32.260	34.343	195.7
8	1:50.750	27.055	16.721	32.398	34.576	197.1
9	1:51.209	26.988	17.103	32.597	34.521	196.0



# Hawkers ETC

## Finetwork FIM JuniorGP Jerez

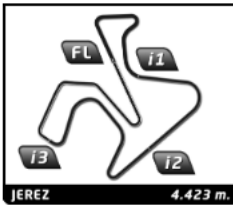
### Race 1

### Sector Analysis

— Invalidated Lap    ■ Personal Best    ■ Session Best    B Crossing the pit lane

Lap	Time	Sector 1	Sector 2	Sector 3	Sector 4	T.Sp	Lap	Time	Sector 1	Sector 2	Sector 3	Sector 4	T.Sp
10	1:50.145	27.052	16.822	32.196	34.075	190.1	13	1:50.434	27.077	16.900	32.170	34.287	191.5
11	1:50.279	27.029	16.890	32.180	34.180	192.2	14	1:50.492	26.984	16.804	32.412	34.292	196.0
12	1:50.083	26.853	16.982	32.273	33.975	185.9	15	1:50.586	27.157	16.827	32.701	33.901	200.4
13	1:50.768	26.878	17.034	32.624	34.232	184.6	<b>26</b> PAU ALSINA SPA						
14	1:50.965	26.919	16.985	32.509	34.552	191.5	ARTBOX HONDA						
15	1:50.643	26.921	17.202	32.422	34.098	194.9	1	1:57.873	34.807	16.803	32.454	<b>33.809</b>	199.6
<b>57</b> JOHNNY GARNES GBR						GBR	2	1:50.560	26.901	16.865	32.374	34.420	200.0
VISIONTRACK RACING TEAM						HONDA	3	1:50.172	26.936	16.626	32.123	34.487	199.3
1	1:58.655	35.615	16.861	32.268	33.911	199.6	4	1:50.357	27.217	16.919	32.076	34.145	198.5
2	1:49.865	26.930	16.732	32.191	34.012	200.4	5	<b>1:49.550</b>	<b>26.748</b>	16.778	32.023	34.001	195.3
3	1:50.066	27.125	16.731	32.311	33.899	194.6	6	1:49.650	26.883	16.829	<b>31.840</b>	34.098	194.2
4	1:50.650	27.305	16.664	32.311	34.370	195.3	7	1:50.289	27.136	16.685	32.393	34.075	198.9
5	1:49.532	26.924	16.729	32.103	<b>33.776</b>	194.9	8	1:50.564	26.854	<b>16.608</b>	32.625	34.477	198.5
6	<b>1:49.479</b>	26.888	16.715	<b>31.994</b>	33.882	193.5	9	1:51.695	27.295	16.776	32.753	34.871	197.1
7	1:49.964	26.907	<b>16.467</b>	32.569	34.021	203.0	10	1:50.460	27.080	16.765	32.594	34.021	197.8
8	1:50.649	26.944	16.581	32.701	34.423	194.2	11	1:50.690	26.981	16.741	32.580	34.388	202.6
9	1:51.114	27.012	16.989	32.693	34.420	194.9	12	1:50.268	27.281	16.717	32.330	33.940	198.9
10	1:50.394	27.040	16.739	32.637	33.978	196.0	13	1:49.931	26.844	16.786	32.191	34.110	197.4
11	1:50.693	<b>26.857</b>	16.855	32.769	34.212	195.7	14	1:50.758	27.071	16.743	32.716	34.228	198.9
12	1:49.849	27.173	16.696	32.140	33.840	192.9	15	1:50.404	27.175	16.696	32.557	33.976	203.0
13	1:50.766	27.153	16.501	32.629	34.483	198.9	<b>50</b> CARTER WILLIAM JAMES THOMPSC AUS						
14	1:50.700	27.019	16.532	33.139	34.010	202.2	AGR TEAM HONDA						
15	1:50.352	27.185	16.844	32.408	33.915	201.5	1	1:59.147	35.429	16.973	32.490	34.255	198.9
<b>81</b> LORENZ TONI LUCIANO BEL						BEL	2	1:49.978	26.915	16.731	32.249	34.083	201.9
ARTBOX HONDA						HONDA	3	1:49.979	27.479	16.659	31.921	33.920	198.2
1	1:57.920	34.451	16.702	32.798	33.969	196.7	4	1:50.555	27.070	16.600	32.236	34.649	200.7
2	1:50.523	27.342	16.681	32.214	34.286	198.2	5	1:49.319	27.060	16.708	<b>31.677</b>	33.874	196.0
3	1:50.142	27.126	16.806	32.044	34.166	194.9	6	<b>1:49.055</b>	<b>26.764</b>	16.623	31.800	<b>33.868</b>	194.9
4	1:49.849	26.983	16.570	32.237	34.059	198.9	7	1:50.733	26.901	<b>16.536</b>	32.614	34.682	202.2
5	<b>1:49.297</b>	<b>26.758</b>	16.614	32.178	33.747	197.4	8	1:50.498	26.850	16.606	32.512	34.530	199.6
6	1:49.834	26.980	16.539	32.169	34.146	197.8	9	1:51.492	27.129	16.742	32.965	34.656	201.1
7	1:50.431	27.191	16.617	32.534	34.089	198.2	10	1:49.904	26.850	16.710	32.269	34.075	197.4
8	1:50.958	27.491	16.621	32.524	34.322	197.4	11	1:50.659	26.806	16.710	32.716	34.427	201.9
9	1:51.401	27.130	16.791	33.079	34.401	190.5	12	1:49.973	27.180	16.648	32.052	34.093	196.0
10	1:50.272	27.025	16.602	32.782	33.863	197.4	13	1:50.650	26.991	16.674	32.477	34.508	197.1
11	1:50.948	27.204	<b>16.510</b>	32.685	34.549	200.4	14	1:50.693	27.435	16.553	32.520	34.185	202.6
12	1:49.606	27.282	16.599	<b>31.969</b>	33.756	192.9	15	1:50.721	27.246	16.717	32.752	34.006	201.9
13	1:50.281	26.976	16.558	32.582	34.165	197.8	<b>71</b> HAMAD AL-SAHOUTI QAT						
14	1:50.735	26.809	16.805	32.797	34.324	197.4	LEOPARD IMPALA JUNIOR TEAM HONDA						
15	1:50.601	27.144	16.984	32.805	<b>33.668</b>	194.2	1	1:59.454	35.518	17.110	32.391	34.435	201.1
<b>31</b> MAX SÁNCHEZ SPA						SPA	2	1:49.699	26.954	16.623	32.179	33.943	202.6
KRT ACADEMY HONDA						HONDA	3	1:50.292	27.089	16.656	32.437	34.110	200.7
1	1:59.830	36.021	16.863	32.547	34.399	200.4	4	1:50.521	27.425	16.636	32.188	34.272	201.1
2	1:49.883	26.879	16.799	32.160	34.045	199.6	5	1:50.212	27.480	16.767	32.035	33.930	199.6
3	<b>1:49.601</b>	26.804	16.826	32.118	33.853	197.1	6	1:49.909	<b>26.739</b>	16.705	32.507	33.958	197.8
4	1:50.290	27.221	16.766	32.190	34.113	197.8	7	<b>1:49.056</b>	26.754	16.733	<b>31.908</b>	<b>33.661</b>	197.1
5	1:49.889	27.292	<b>16.690</b>	<b>31.987</b>	33.920	196.7	8	1:50.170	27.082	16.646	32.198	34.244	200.4
6	1:49.856	26.874	16.881	32.103	33.998	191.5	9	1:51.561	27.428	16.765	32.786	34.582	201.1
7	1:49.742	<b>26.800</b>	16.918	32.136	33.888	192.2	10	1:50.589	27.663	16.673	32.191	34.062	202.6
8	1:49.985	26.812	16.740	32.198	34.235	196.7	11	1:50.464	26.964	<b>16.594</b>	32.571	34.335	204.2
9	1:51.403	27.114	16.749	32.991	34.549	198.5	12	1:49.871	27.320	16.602	31.986	33.963	202.2
10	1:50.409	26.974	16.879	32.541	34.015	194.6	13	1:50.116	26.977	16.867	32.091	34.181	197.8
11	1:50.842	27.064	16.772	32.440	34.566	198.2	14	1:50.587	27.104	16.726	32.420	34.337	201.1
12	1:49.677	27.230	16.692	31.989	<b>33.766</b>	195.7	15	1:50.926	27.327	16.674	32.973	33.952	203.0





# Hawkers ETC

## Finetwork FIM JuniorGP Jerez

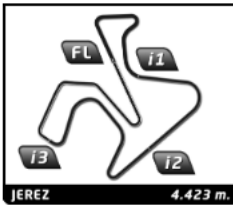
### Race 1

## Sector Analysis

— Invalidated Lap   ■ Personal Best   ■ Session Best   B Crossing the pit lane

Lap	Time	Sector 1	Sector 2	Sector 3	Sector 4	T.Sp	Lap	Time	Sector 1	Sector 2	Sector 3	Sector 4	T.Sp
<b>99</b> MARC AGUILAR SPA							1 2:00.164 36.226 17.086 32.446 34.406 196.4						
LARRESPORT HONDA							2 1:50.044 27.102 16.783 32.103 34.056 197.1						
1 1:59.677 36.154 16.808 32.436 34.279 201.9							3 1:49.906 26.905 16.801 32.068 34.132 193.5						
2 1:50.266 26.968 16.753 32.395 34.150 198.2							4 1:50.198 27.019 16.728 32.304 34.147 195.7						
3 1:49.687 26.894 16.680 32.127 33.986 198.5							5 1:50.684 27.358 16.804 32.201 34.321 196.4						
4 1:50.379 27.595 16.663 32.032 34.089 198.9							6 1:49.787 26.780 16.774 32.149 34.084 194.2						
5 1:49.937 27.266 16.685 32.093 33.893 198.2							7 1:49.883 26.836 16.849 32.075 34.123 193.2						
6 1:50.259 26.907 16.791 32.289 34.272 193.2							8 1:50.251 26.823 16.850 32.338 34.240 195.3						
7 1:49.801 26.889 16.762 32.149 34.001 197.4							9 1:50.531 26.938 16.789 32.458 34.346 194.6						
8 1:50.353 27.003 17.007 32.247 34.096 189.8							10 1:50.332 27.223 16.776 32.235 34.098 196.7						
9 1:50.468 26.914 16.850 32.309 34.395 196.0							11 1:51.324 27.883 17.022 32.206 34.213 190.8						
10 1:50.185 27.149 16.710 32.332 33.994 199.3							12 1:50.469 27.132 16.992 32.223 34.122 190.5						
11 1:50.780 27.057 16.768 32.482 34.473 200.4							13 1:50.091 26.958 16.941 32.223 33.969 192.2						
12 1:50.275 27.263 16.700 32.265 34.047 199.6							14 1:50.957 27.329 16.925 32.233 34.470 192.5						
13 1:50.317 27.103 16.921 32.331 33.962 192.2							15 1:51.705 27.243 17.102 32.404 34.956 190.8						
14 1:50.518 27.223 16.802 32.316 34.177 193.5													
15 1:50.827 27.272 16.775 32.542 34.238 200.4													
<b>32</b> GIULIO PUGLIESE ITA							1 2:01.664 37.024 17.251 32.826 34.563 197.4						
AC RACING TEAM HONDA							2 1:50.644 27.262 16.911 32.170 34.301 196.7						
1 2:00.701 36.408 16.776 32.692 34.825 202.2							3 1:50.184 26.842 16.902 32.102 34.338 196.7						
2 1:50.302 27.035 16.876 32.173 34.218 197.8							4 1:50.240 26.843 16.708 32.112 34.577 196.0						
3 1:49.920 27.164 16.643 32.069 34.044 199.6							5 1:51.251 27.222 17.002 32.278 34.749 192.5						
4 1:49.676 26.905 16.598 32.159 34.014 200.4							6 1:51.038 27.155 17.048 32.177 34.658 192.2						
5 1:50.459 27.315 16.761 32.286 34.097 200.4							7 1:50.765 27.081 17.000 32.308 34.376 193.2						
6 1:50.832 27.523 16.806 32.289 34.214 195.7							8 1:50.853 27.060 17.106 32.314 34.373 191.5						
7 1:50.113 26.983 16.697 32.322 34.111 196.4							9 1:51.519 27.191 17.079 32.456 34.793 192.2						
8 1:50.663 27.162 16.913 32.226 34.362 190.1							10 1:50.934 27.163 17.040 32.197 34.534 191.2						
9 1:50.708 27.118 16.893 32.383 34.314 190.5							11 1:50.738 27.087 16.863 32.356 34.432 194.2						
10 1:50.285 27.082 16.831 32.281 34.091 191.8							12 1:51.413 27.134 16.970 32.499 34.810 192.2						
11 1:49.723 26.980 16.679 32.101 33.963 196.4							13 1:51.285 27.123 17.155 32.444 34.563 189.8						
12 1:49.674 26.993 16.781 32.005 33.895 196.4							14 1:51.199 27.077 17.133 32.291 34.698 190.8						
13 1:50.225 27.101 16.905 32.187 34.032 194.6							15 1:51.293 27.242 17.048 32.426 34.577 192.5						
14 1:49.870 27.036 16.744 32.071 34.019 194.9													
15 1:50.625 27.071 16.822 32.522 34.210 200.0													
<b>58</b> JOSÉ LUIS ARMARIO SPA							1 2:01.096 36.654 17.435 32.552 34.455 193.9						
FIFTY MOTORSPORT HONDA							2 1:50.817 27.354 16.954 32.392 34.117 192.5						
1 2:00.125 36.302 16.733 32.570 34.520 200.7							3 1:50.267 27.032 16.921 32.154 34.160 190.8						
2 1:50.334 27.030 16.740 32.474 34.090 196.4							4 1:50.796 27.015 16.920 32.218 34.643 189.8						
3 1:49.972 26.930 16.705 32.113 34.224 196.4							5 1:51.265 27.047 17.116 32.237 34.865 191.2						
4 1:49.866 27.022 16.652 32.229 33.963 198.2							6 1:51.063 26.945 17.112 32.201 34.805 189.1						
5 1:50.070 27.200 16.790 32.087 33.993 195.3							7 1:50.768 26.923 17.061 32.289 34.495 190.5						
6 1:50.145 27.126 16.771 32.134 34.114 193.2							8 1:50.905 26.879 17.190 32.276 34.560 188.8						
7 1:49.703 26.912 16.671 32.069 34.051 197.1							9 1:51.222 26.977 17.138 32.366 34.741 188.5						
8 1:50.442 26.956 16.861 32.410 34.215 193.5							10 1:51.132 27.188 17.096 32.221 34.627 189.8						
9 1:50.374 26.954 16.860 32.425 34.135 197.8							11 1:50.796 27.013 16.916 32.306 34.561 190.8						
10 1:50.233 27.214 16.799 32.198 34.022 194.9							12 1:51.490 27.022 16.918 32.445 35.105 190.8						
11 1:50.883 27.705 16.774 32.235 34.169 194.6							13 1:51.033 27.110 17.039 32.373 34.511 188.8						
12 1:50.830 27.525 16.848 32.157 34.300 194.2							14 1:51.220 27.196 16.996 32.350 34.678 190.5						
13 1:50.676 27.052 17.052 32.303 34.269 190.1							15 1:51.495 27.146 17.072 32.487 34.790 192.5						
14 1:50.953 27.200 16.930 32.241 34.582 191.8													
15 1:51.247 27.348 17.080 32.241 34.578 193.2													
<b>20</b> OWEN VAN TRIGT NED							1 2:00.962 36.753 16.940 32.605 34.664 197.4						
LARRESPORT HONDA							2 1:52.301 27.301 16.980 32.241 35.779 194.6						
1 2:00.701 36.408 16.776 32.692 34.825 202.2							3 1:51.345 27.195 17.172 32.482 34.496 190.8						
<b>33</b> ENZO HOARAU BELLON FRA													
BS RACING HONDA													
1 2:00.701 36.408 16.776 32.692 34.825 202.2													
2 1:50.302 27.035 16.876 32.173 34.218 197.8													
3 1:49.920 27.164 16.643 32.069 34.044 199.6													
4 1:49.676 26.905 16.598 32.159 34.014 200.4													
5 1:50.459 27.315 16.761 32.286 34.097 200.4													
6 1:50.832 27.523 16.806 32.289 34.214 195.7													
7 1:50.113 26.983 16.697 32.322 34.111 196.4													
8 1:50.663 27.162 16.913 32.226 34.362 190.1													
9 1:50.708 27.118 16.893 32.383 34.314 190.5													
10 1:50.285 27.082 16.831 32.281 34.091 191.8													
11 1:49.723 26.980 16.679 32.101 33.963 196.4													
12 1:49.674 26.993 16.781 32.005 33.895 196.4													
13 1:50.225 27.101 16.905 32.187 34.032 194.6													
14 1:49.870 27.036 16.744 32.071 34.019 194.9													
15 1:50.625 27.071 16.822 32.522 34.210 200.0													
<b>34</b> BEÑAT FERNÁNDEZ SPA													
AUSTIN RACING VHC TEAM HONDA													
1 2:00.125 36.302 16.733 32.570 34.520 200.7													
2 1:50.334 27.030 16.740 32.474 34.090 196.4													
3 1:49.972 26.930 16.705 32.113 34.224 196.4													
4 1:49.866 27.022 16.652 32.229 33.963 198.2													
5 1:50.070 27.200 16.790 32.087 33.993 195.3													
6 1:50.145 27.126 16.771 32.134 34.114 193.2													
7 1:49.703 26.912 16.671 32.069 34.051 197.1													
8 1:50.442 26.956 16.861 32.410 34.215 193.5													
9 1:50.374 26.954 16.860 32.425 34.135 197.8													
10 1:50.233 27.214 16.799 32.198 34.022 194.9													
11 1:50.883 27.705 16.774 32.235 34.169 194.6													
12 1:50.830 27.525 16.848 32.157 34.300 194.2													
13 1:50.676 27.052 17.052 32.303 34.269 190.1													
14 1:50.953 27.200 16.930 32.241 34.582 191.8													
15 1:51.247 27.348 17.080 32.241 34.578 193.2													
<b>62</b> BLAI TRIAS SPA													
FIRST BIKE ACADEMY & ILUSIONTE HONDA													
1 2:00.962 36.753 16.940 32.605 34.664 197.4													
2 1:52.301 27.301 16.980 32.241 35.779 194.6													
3 1:51.345 27.195 17.172 32.482 34.496 190.8													





**Hawkers ETC**  
Finetwork FIM JuniorGP Jerez  
Race 1

Sector Analysis

— Invalidated Lap    ■ Personal Best    ■ Session Best    B Crossing the pit lane

Lap	Time	Sector 1	Sector 2	Sector 3	Sector 4	T.Spd	Lap	Time	Sector 1	Sector 2	Sector 3	Sector 4	T.Spd
4	1:51.309	27.214	17.172	32.450	34.473	190.5	1	2:00.946	36.642	16.966	32.430	34.908	199.3
5	1:51.471	27.251	17.307	32.439	34.474	187.5	2	1:50.097	26.877	16.870	32.221	34.129	199.6
6	1:51.006	27.253	17.164	<b>32.220</b>	34.369	189.8	3	1:49.678	<b>26.768</b>	16.794	<b>31.995</b>	34.121	196.4
7	<b>1:50.858</b>	27.120	17.142	32.319	<b>34.277</b>	188.8	4	1:49.829	26.810	<b>16.669</b>	32.254	34.096	201.9
8	1:51.361	<b>27.117</b>	17.306	32.501	34.437	187.8	5	1:50.156	27.195	16.813	32.015	34.133	200.4
9	1:51.346	27.154	17.205	32.527	34.460	189.5	6	<b>1:49.675</b>	26.855	16.728	32.007	34.085	196.0
10	1:51.259	27.212	17.233	32.334	34.480	187.8	7	1:50.041	26.806	16.705	32.386	34.144	198.2
11	1:51.498	27.174	17.265	32.616	34.443	188.5	8	1:50.149	26.820	16.867	32.459	<b>34.003</b>	198.5
12	1:52.083	27.301	17.290	32.651	34.841	186.9							
13	1:51.442	27.369	17.170	32.467	34.436	186.9							
14	1:52.030	27.247	17.364	32.551	34.868	186.2							
15	1:52.115	27.146	17.297	32.732	34.940	188.2							

**25** **GONZALO PÉREZ** SPA  
FINETWORK MIR JUNIOR TEAM HONDA

1	1:57.747	34.537	16.810	32.324	34.076	199.3
2	1:49.853	27.089	16.691	32.165	33.908	198.9
3	1:50.056	27.125	16.774	32.086	34.071	191.8
4	1:50.482	26.979	16.907	32.594	34.002	190.5
5	<b>1:49.309</b>	<b>26.705</b>	16.766	32.222	<b>33.616</b>	193.2
6	1:50.053	26.918	16.771	32.383	33.981	197.1
7	1:50.251	26.973	16.820	32.325	34.133	198.2
8	1:50.905	27.143	16.824	32.591	34.347	194.9
9	1:51.561	26.977	17.110	32.918	34.556	199.3
10	1:49.824	26.822	16.913	32.330	33.759	193.5
11	1:50.656	27.099	16.867	32.502	34.188	198.2
12	1:50.270	27.426	16.735	<b>32.051</b>	34.058	197.1
13	1:50.135	26.899	<b>16.666</b>	32.382	34.188	198.5

**67** **CASEY O'GORMAN** IRL  
VISIONTRACK RACING TEAM HONDA

1	1:58.493	35.126	16.681	32.585	34.101	199.3
2	1:50.237	26.914	16.695	32.209	34.419	201.1
3	1:49.738	26.958	16.685	<b>31.915</b>	34.180	200.7
4	1:50.060	26.870	16.657	32.226	34.307	198.2
5	1:49.736	26.907	16.603	32.333	<b>33.893</b>	196.0
6	<b>1:49.422</b>	<b>26.833</b>	16.599	31.955	34.035	194.2
7	1:49.990	27.073	<b>16.569</b>	32.189	34.159	200.4
8	1:50.917	26.881	16.836	32.771	34.429	196.7
9	1:51.577	27.180	16.877	33.037	34.483	198.9
10	1:50.275	26.999	16.786	32.517	33.973	195.7
11	1:50.398	26.882	16.746	32.489	34.281	200.7

**14** **CORMAC BUCHANAN** NZE  
AGR TEAM HONDA

1	1:58.922	35.372	16.864	32.254	34.432	197.1
2	1:50.192	27.033	16.674	32.190	34.295	198.9
3	<b>1:49.674</b>	27.039	16.574	32.166	33.895	196.4
4	1:51.152	27.352	16.815	32.401	34.584	200.7
5	1:51.120	27.205	16.658	32.087	35.170	197.8
6	1:50.006	<b>26.870</b>	16.643	32.438	34.055	198.9
7	1:49.781	27.305	16.671	<b>31.913</b>	<b>33.892</b>	195.7
8	1:50.128	26.915	16.625	32.384	34.204	200.4
9	1:50.199	27.165	<b>16.501</b>	32.051	34.482	201.1

**70** **KRISTIAN DANIEL** USA  
IGAXTEAM HONDA