

JuniorGP

Finetwork FIM JuniorGP Jerez

Race 1 (16 Laps, 70.8 km.)

Classification

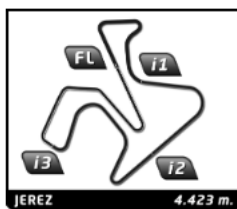
No	Rider	Nat	Team	Bike	Tires	Cl.	Laps	Total Time	Gap	Kph	Best Lap		
											Lap	Time	Kph
1	95 COLLIN VEIJER	NED	AGR TEAM	KTM	Dunlop		16	28:37.996	-	148.3	6	1:46.222	149.9
2	99 JOSÉ ANTONIO RUEDA	SPA	TEAM ESTRELLA GALICIA 0.0	HONDA	Dunlop		16	28:38.157	+0.161	148.3	4	1:46.286	149.8
3	18 ÁNGEL PIQUERAS	SPA	TEAM ESTRELLA GALICIA 0.0	HONDA	Dunlop		16	28:38.314	+0.318	148.3	7	1:46.115	150.1
4	63 SYARIFUDDIN AZMAN	MAL	SIC RACING	HONDA	Dunlop		16	28:38.438	+0.442	148.3	6	1:46.191	149.9
5	7 FILIPPO FARIOLI	ITA	ASPAR JUNIOR TEAM	GAS GAS	Dunlop		16	28:44.513	+6.517	147.7	5	1:46.791	149.1
6	29 HARRISON VOIGHT	AUS	SIC 58.	HONDA	Dunlop		16	28:44.627	+6.631	147.7	4	1:46.792	149.1
7	80 DAVID ALONSO	COL	ASPAR JUNIOR TEAM	GAS GAS	Dunlop		16	28:51.161	+13.165	147.2	3	1:46.845	149.0
8	11 ADRIÁN CRUCES	SPA	CUNA DE CAMPEONES	KTM	Dunlop		16	28:51.263	+13.267	147.2	5	1:46.384	149.7
9	10 NICOLA FABIO CARRARO	ITA	CROSS & ROAD RACING TEAM	KTM	Dunlop		16	28:51.369	+13.373	147.1	5	1:46.769	149.1
10	55 NOAH DETTWILER	SWI	CUNA DE CAMPEONES	KTM	Dunlop		16	28:51.558	+13.562	147.1	7	1:47.257	148.5
11	22 DAVID ALMANSA	SPA	FINETWORK MIR RACING TEAM	KTM	Dunlop		16	28:51.851	+13.855	147.1	4	1:46.549	149.4
12	58 LUCA LUNETTA	ITA	AC RACING TEAM	HUSQVARNA	Dunlop		16	28:54.801	+16.805	146.9	4	1:47.227	148.5
13	33 TATCHAKORN BUASRI	THA	HONDA RACING THAILAND	HONDA	Dunlop		16	28:54.845	+16.849	146.9	2	1:46.729	149.2
14	85 XABI ZURUTUZA	SPA	ANGELUSS MTA TEAM	KTM	Dunlop		16	28:55.128	+17.132	146.8	6	1:47.671	147.9
15	31 EDWARD O'SHEA	GBR	BRITISH TALENT TEAM	HONDA	Dunlop		16	28:55.142	+17.146	146.8	7	1:47.196	148.5
16	34 ARBI ADITAMA	INA	ASTRA HONDA RACING TEAM	HONDA	Dunlop		16	29:06.517	+28.521	145.9	3	1:47.657	147.9
17	69 MARCOS RUDA	SPA	FINETWORK MIR RACING TEAM	KTM	Dunlop		16	29:06.544	+28.548	145.9	5	1:47.995	147.4
18	66 PHILLIP TONN	GER	LIQUI MOLY INTACT GP JUNIOR TEAM	KTM	Dunlop		16	29:06.753	+28.757	145.9	4	1:47.892	147.6
19	83 ÁLVARO CARPE RUIZ	SPA	STV - MT HEMLETS - MSI	KTM	Dunlop		16	29:06.784	+28.788	145.8	4	1:47.831	147.7
20	78 JAKOB ROSENTHALER	AUT	LIQUI MOLY INTACT GP JUNIOR TEAM	KTM	Dunlop		16	29:06.889	+28.893	145.8	6	1:47.732	147.8
21	12 JACOB ROULSTONE	AUS	ASPAR JUNIOR TEAM	GAS GAS	Dunlop		16	29:08.010	+30.014	145.7	4	1:47.921	147.5
22	71 TORIN COLLINS	CAN	AGR TEAM	KTM	Dunlop		16	29:08.575	+30.579	145.7	3	1:47.837	147.7
23	19 ALESSANDRO MOROSI	ITA	AC RACING TEAM	HUSQVARNA	Dunlop		16	29:21.249	+43.253	144.7	3	1:48.408	146.9
24	77 MATTIA VOLPI	ITA	AGR TEAM	KTM	Dunlop		16	29:27.381	+49.385	144.1	6	1:49.199	145.8
25	84 THÉO GOURDON	FRA	LEOPARD IMPALA JUNIOR	HONDA	Dunlop		16	30:23.444	+1:45.448	139.7	5	1:53.009	140.9
Retired													
38	DAVID SALVADOR	SPA	LAGLISSE ACADEMY	HUSQVARNA	Dunlop		15	26:51.101			6	1:46.221	149.9
72	KANTA HAMADA	JPN	FAU55 TEY RACING	KTM	Dunlop		14	25:28.987			5	1:47.695	147.9
74	ALEX GOURDON	FRA	LEOPARD IMPALA JUNIOR	HONDA	Dunlop		7	13:00.153			4	1:49.798	145.0
91	KOTARO UCHIUMI	JPN	ANGELUSS MTA TEAM	KTM	Dunlop		5	9:46.963			2	1:50.608	144.0
42	SOMA GÖRBE	HUN	ARTBOX	HONDA	Dunlop								
32	DANIAL SHAHRIL	MAL	ASIA TALENT TEAM	HONDA	Dunlop								
89	BEN RICHARD AUSTIN	GBR	LAGLISSE ACADEMY	HUSQVARNA	Dunlop								

Pole Position:	COLLIN VEIJER	1:46.530	149.5 Kph
Fastest Lap:	Lap7 ANGEL PIQUERAS	1:46.115	150.1 Kph

Published at:

Track Status: **DRY**


Clerk of the Course: Miguel Angel Rodriguez	Timekeeper: José Luis García
---	--



JuniorGP
Finetwork FIM JuniorGP Jerez
Race 1

Lap Chart

No	Pos	Grid	Lap																
			1	2	3	4	5	6	7	8	9	10	11	12	13	14	15	16	
96	1	95	99	99	99	99	99	99	99	99	99	38	95	95	95	95	95	95	
99	2	99	95	95	38	95	95	95	95	38	95	95	99	99	38	38	38	99	
7	3	7	80	80	95	38	38	38	38	95	38	99	38	38	99	99	99	18	
80	4	80	63	38	80	63	63	63	63	18	18	18	63	63	63	63	63	63	
63	5	63	29	63	63	18	18	18	18	63	63	63	18	18	18	18	18	7	
18	6	18	38	29	18	80	80	29	29	7	7	7	29	29	29	29	29	29	
38	7	38	18	18	29	29	29	7	7	29	29	29	7	7	7	7	7	80	
29	8	29	7	7	7	7	7	22	22	80	11	80	80	11	80	22	80	11	
33	9	33	22	22	33	33	22	80	80	11	80	11	11	80	11	80	11	10	
10	10	10	33	33	22	22	33	33	11	33	10	22	22	22	22	11	22	55	
22	11	22	10	10	10	10	11	11	33	22	22	10	10	10	10	10	10	22	
85	12	85	85	11	11	11	10	10	10	10	55	55	55	55	55	55	55	58	
55	13	55	55	85	55	55	55	55	55	55	31	31	31	58	58	58	58	33	
31	14	31	11	55	85	85	58	58	58	31	58	85	58	31	31	31	33	85	
11	15	11	66	66	58	58	85	85	31	85	85	58	85	85	85	85	31	31	
66	16	66	69	83	83	31	31	31	85	58	33	33	33	33	33	33	85	34	
69	17	69	83	58	66	83	34	34	34	34	34	34	83	72	69	83	69	69	
42	18	42	31	31	31	66	83	83	83	83	72	83	66	83	83	69	83	66	
12	19	12	34	34	34	34	66	72	72	72	83	66	72	66	72	78	34	83	
32	20	32	58	69	72	72	72	66	66	66	66	72	34	34	78	34	78	78	
34	21	34	72	72	69	12	12	69	69	12	69	69	12	69	69	34	72	66	12
72	22	72	12	12	12	69	69	71	71	12	69	12	12	12	66	66	12	71	
91	23	91	71	71	71	71	71	12	12	71	71	78	78	78	12	12	71	19	
83	24	83	19	78	78	78	78	78	78	78	78	71	71	71	71	71	19	77	
71	25	71	78	19	19	19	19	19	19	19	19	19	19	19	19	19	77	84	
77	26	77	74	77	77	77	77	77	77	77	77	77	77	77	77	77	84		
74	27	74	91	74	74	74	74	74	74	84	84	84	84	84	84	84			
84	28	84	77	91	91	84	84	84	84										
89	29	89	84	84	84	91	91												
58	30	58																	
19	31	19																	
78	32	78																	




JuniorGP

Finetwork FIM JuniorGP Jerez

Race 1

Best Sector Times

Sector 1			Sector 2			Sector 3			Sector 4			Ideal Lap		Best Lap
Pos	No Rider	Time	No Rider	Time	No Rider	Time	No Rider	Time	Pos	No	Time	Time	Rank	
1	63 S.AZMAN	25.889	63 S.AZMAN	16.094	29 H.VOIGHT	30.977	95 C.VEIJER	32.758	1	18	1:45.972	1:46.115	(1)	
2	99 J.RUEDA	25.919	18 Á.PIQUERAS	16.128	99 J.RUEDA	30.981	18 Á.PIQUERAS	32.766	2	63	1:45.990	1:46.191	(2)	
3	38 D.SALVADOR	26.005	22 D.ALMANSA	16.149	95 C.VEIJER	31.021	38 D.SALVADOR	32.775	3	99	1:46.025	1:46.286	(5)	
4	18 Á.PIQUERAS	26.012	33 T.BUASRI	16.185	33 T.BUASRI	31.044	33 T.BUASRI	32.826	4	38	1:46.037	1:46.221	(3)	
5	95 C.VEIJER	26.090	95 C.VEIJER	16.189	38 D.SALVADOR	31.046	80 D.ALONSO	32.836	5	95	1:46.058	1:46.222	(4)	
6	11 A.CRUCES	26.119	10 N.FABIO CARRARO	16.195	18 Á.PIQUERAS	31.066	63 S.AZMAN	32.844	6	33	1:46.334	1:46.729	(8)	
7	7 F.FARIOLI	26.153	38 D.SALVADOR	16.211	11 A.CRUCES	31.129	22 D.ALMANSA	32.847	7	11	1:46.341	1:46.384	(6)	
8	29 H.VOIGHT	26.166	99 J.RUEDA	16.232	7 F.FARIOLI	31.161	11 A.CRUCES	32.861	8	29	1:46.405	1:46.792	(11)	
9	10 N.FABIO CARRARO	26.215	11 A.CRUCES	16.232	63 S.AZMAN	31.163	99 J.RUEDA	32.893	9	22	1:46.483	1:46.549	(7)	
10	80 D.ALONSO	26.223	29 H.VOIGHT	16.240	10 N.FABIO CARRARO	31.190	10 N.FABIO CARRARO	32.904	10	10	1:46.504	1:46.769	(9)	
11	22 D.ALMANSA	26.234	80 D.ALONSO	16.241	58 L.LUNETTA	31.252	7 F.FARIOLI	32.923	11	7	1:46.507	1:46.791	(10)	
12	58 L.LUNETTA	26.235	7 F.FARIOLI	16.270	22 D.ALMANSA	31.253	31 E.O'SHEA	32.970	12	80	1:46.602	1:46.845	(12)	
13	55 N.DETTWILER	26.244	72 K.HAMADA	16.276	55 N.DETTWILER	31.282	29 H.VOIGHT	33.022	13	31	1:46.964	1:47.196	(13)	
14	33 T.BUASRI	26.279	34 A.ADITAMA	16.277	80 D.ALONSO	31.302	83 Á.CARPE RUIZ	33.119	14	58	1:47.003	1:47.227	(14)	
15	72 K.HAMADA	26.291	66 P.TONN	16.293	31 E.O'SHEA	31.327	34 A.ADITAMA	33.128	15	55	1:47.024	1:47.257	(15)	
16	85 X.ZURUTUZA	26.302	85 X.ZURUTUZA	16.298	71 T.COLLINS	31.445	58 L.LUNETTA	33.156	16	72	1:47.287	1:47.695	(18)	
17	31 E.O'SHEA	26.332	55 N.DETTWILER	16.310	83 Á.CARPE RUIZ	31.475	78 J.ROSENTHALER	33.169	17	34	1:47.330	1:47.657	(16)	
18	34 A.ADITAMA	26.380	78 J.ROSENTHALER	16.333	72 K.HAMADA	31.475	55 N.DETTWILER	33.188	18	85	1:47.355	1:47.671	(17)	
19	83 Á.CARPE RUIZ	26.383	31 E.O'SHEA	16.335	69 M.RUDA	31.503	66 P.TONN	33.204	19	83	1:47.405	1:47.831	(20)	
20	66 P.TONN	26.423	12 J.ROULSTONE	16.335	85 X.ZURUTUZA	31.531	85 X.ZURUTUZA	33.224	20	66	1:47.530	1:47.892	(22)	
21	12 J.ROULSTONE	26.433	58 L.LUNETTA	16.360	34 A.ADITAMA	31.545	72 K.HAMADA	33.245	21	78	1:47.573	1:47.732	(19)	
22	71 T.COLLINS	26.473	71 T.COLLINS	16.410	78 J.ROSENTHALER	31.575	69 M.RUDA	33.260	22	12	1:47.622	1:47.921	(23)	
23	78 J.ROSENTHALER	26.496	32 D.SHAHRIL	16.426	12 J.ROULSTONE	31.588	12 J.ROULSTONE	33.266	23	71	1:47.664	1:47.837	(21)	
24	69 M.RUDA	26.541	83 Á.CARPE RUIZ	16.428	66 P.TONN	31.610	71 T.COLLINS	33.336	24	69	1:47.733	1:47.995	(24)	
25	19 A.MOROSI	26.547	69 M.RUDA	16.429	19 A.MOROSI	31.645	19 A.MOROSI	33.491	25	19	1:48.254	1:48.408	(25)	
26	77 M.VOLPI	26.821	42 S.GÖRBE	16.455	77 M.VOLPI	31.669	77 M.VOLPI	33.763	26	77	1:48.993	1:49.199	(26)	
27	74 A.GOURDON	26.936	19 A.MOROSI	16.571	74 A.GOURDON	32.080	74 A.GOURDON	33.885	27	74	1:49.607	1:49.798	(27)	
28	91 K.UCHIUMI	27.193	74 A.GOURDON	16.706	91 K.UCHIUMI	32.194	84 T.GOURDON	34.269	28	91	1:50.544	1:50.608	(28)	
29	84 T.GOURDON	27.480	77 M.VOLPI	16.740	32 D.SHAHRIL	32.287	91 K.UCHIUMI	34.354	29	84	1:51.868	1:53.009	(29)	



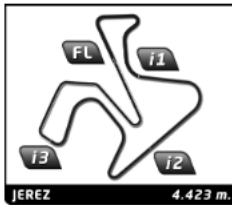
JuniorGP

Finetwork FIM JuniorGP Jerez

Race 1

Best Top Speed

No Rider	Team	Class	Top 1		Top 2		Top 3		Top 4		Top 5		
			Kph	Lap	Kph	Lap	Kph	Lap	Kph	Lap	Kph	Lap	Avg
31 EDWARD O'SHEA	BRITISH TALENT TEAM		214.7	1	211.4	4	210.5	3	210.1	14	209.3	15	211.2
83 ÁLVARO CARPE RUIZ	STV - MT HEMLETS - MSI		214.7	1	213.9	6	210.9	2	210.5	8	210.5	4	212.1
55 NOAH DETTWILER	CUNA DE CAMPEONES		214.3	15	211.4	1	210.1	16	208.9	14	208.9	2	210.7
69 MARCOS RUDA	FINETWORK MIR RACING TEAM		214.3	1	209.3	5	208.9	10	208.5	2	207.3	13	209.7
72 KANTA HAMADA	FAU55 TEY RACING		213.4	1	212.6	5	211.4	2	210.9	7	210.1	8	211.7
18 ÁNGEL PIQUERAS	TEAM ESTRELLA GALICIA 0,0		213.0	3	212.2	14	211.8	16	210.9	12	210.5	15	211.7
34 ARBI ADITAMA	ASTRA HONDA RACING TEAM		212.6	1	210.5	2	209.3	3	208.9	14	208.1	15	209.9
12 JACOB ROULSTONE	ASPAR JUNIOR TEAM		212.2	1	210.5	12	210.5	3	209.3	7	209.3	2	210.4
22 DAVID ALMANSA	FINETWORK MIR RACING TEAM		212.2	3	211.8	9	211.4	4	210.9	1	210.5	14	211.4
29 HARRISON VOIGHT	SIC 58.		212.2	1	210.9	2	210.5	4	208.9	11	208.9	3	210.3
33 TATCHAKORN BUASRI	HONDA RACING THAILAND		212.2	3	211.4	14	210.9	9	209.7	15	209.7	4	210.8
38 DAVID SALVADOR	LAGLISSE ACADEMY		212.2	2	211.8	3	211.8	1	210.9	13	209.7	7	211.3
66 PHILLIP TONN	LIQUI MOLY INTACT GP JUNIOR TEAM		212.2	7	212.2	6	211.8	14	210.9	8	210.1	5	211.4
10 NICOLA FABIO CARRARO	CROSS & ROAD RACING TEAM		211.8	6	211.8	2	211.8	1	210.5	4	210.5	3	211.3
63 SYARIFUDDIN AZMAN	SIC RACING		211.8	3	211.8	2	211.4	15	210.9	14	210.9	1	211.4
85 XABI ZURUTUZA	ANGELUSS MTA TEAM		211.8	1	210.5	14	208.1	16	208.1	6	208.1	2	209.3
11 ADRIÁN CRUCES	CUNA DE CAMPEONES		211.4	1	210.5	16	210.5	15	209.7	5	209.7	2	210.4
78 JAKOB ROSENTHALER	LIQUI MOLY INTACT GP JUNIOR TEAM		211.4	12	210.9	13	209.3	7	208.9	1	208.1	11	209.7
99 JOSÉ ANTONIO RUEDA	TEAM ESTRELLA GALICIA 0,0		210.9	13	208.5	11	208.1	16	207.7	14	207.3	15	208.5
80 DAVID ALONSO	ASPAR JUNIOR TEAM		210.5	2	210.1	6	210.1	1	209.3	8	209.3	3	209.9
71 TORIN COLLINS	AGR TEAM		209.7	2	209.3	3	208.5	7	207.7	1	206.9	4	208.4
95 COLLIN VEIJER	AGR TEAM		209.7	2	208.9	3	208.5	10	208.5	7	208.1	1	208.7
58 LUCA LUNETTA	AC RACING TEAM		209.3	2	207.7	12	207.7	1	207.3	3	206.9	11	207.8
74 ALEX GOURDON	LEOPARD IMPALA JUNIOR		209.3	1	206.1	3	205.7	2	204.5	4	202.6	5	205.6
19 ALESSANDRO MOROSI	AC RACING TEAM		208.9	1	208.1	2	205.3	3	204.2	4	202.6	6	205.8
7 FILIPPO FARIOLI	ASPAR JUNIOR TEAM		208.5	1	208.1	2	207.7	5	207.7	4	207.3	3	207.9
91 KOTARO UCHIUMI	ANGELUSS MTA TEAM		205.7	1	201.1	2	185.6	3	175.6	4	172.2	5	188.0
77 MATTIA VOLPI	AGR TEAM		204.5	2	203.4	1	202.2	3	200.7	4	200.4	8	202.2
84 THÉO GOURDON	LEOPARD IMPALA JUNIOR		202.2	1	197.4	2	196.7	3	193.2	4	192.9	5	196.5
32 DANIAL SHAHRIL	ASIA TALENT TEAM												
42 SOMA GÖRBE	ARTBOX												
89 BEN RICHARD AUSTIN	LAGLISSE ACADEMY												



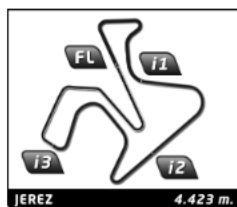
JuniorGP

Finetwork FIM JuniorGP Jerez

After Race 1

Event maximum speed

No Rider	Team	Bike	Class	Top Speed	Lap	Session
80 DAVID ALONSO	ASPAR JUNIOR TEAM	GAS GAS		217.7	13	Qualifying Practice 1
32 DANIAL SHAHRIL	ASIA TALENT TEAM	HONDA		215.6	1	Race 1
83 ÁLVARO CARPE RUIZ	STV - MT HEMLETS - MSI	KTM		215.1	10	Qualifying Practice 1
22 DAVID ALMANSA	FINETWORK MIR RACING TEAM	KTM		214.7	15	Free Practice 1
31 EDWARD O'SHEA	BRITISH TALENT TEAM	HONDA		214.7	1	Race 1
34 ARBI ADITAMA	ASTRA HONDA RACING TEAM	HONDA		214.7	15	Qualifying Practice 1
85 XABI ZURUTUZA	ANGELUSS MTA TEAM	KTM		214.7	5	Qualifying Practice 1
42 SOMA GÖRBE	ARTBOX	HONDA		214.3	1	Race 1
55 NOAH DETTWILER	CUNA DE CAMPEONES	KTM		214.3	15	Race 1
69 MARCOS RUDA	FINETWORK MIR RACING TEAM	KTM		214.3	1	Race 1
11 ADRIÁN CRUCES	CUNA DE CAMPEONES	KTM		213.4	2	Free Practice 1
12 JACOB ROULSTONE	ASPAR JUNIOR TEAM	GAS GAS		213.4	15	Qualifying Practice 1
72 KANTA HAMADA	FAU55 TEY RACING	KTM		213.4	1	Race 1
10 NICOLA FABIO CARRARO	CROSS & ROAD RACING TEAM	KTM		213.0	3	Warm Up
18 ÁNGEL PIQUERAS	TEAM ESTRELLA GALICIA 0,0	HONDA		213.0	3	Race 1
63 SYARIFUDDIN AZMAN	SIC RACING	HONDA		213.0	9	Qualifying Practice 1
99 JOSÉ ANTONIO RUEDA	TEAM ESTRELLA GALICIA 0,0	HONDA		213.0	4	Warm Up
29 HARRISON VOIGHT	SIC 58.	HONDA		212.2	1	Race 1
33 TATCHAKORN BUASRI	HONDA RACING THAILAND	HONDA		212.2	14	Qualifying Practice 1
38 DAVID SALVADOR	LAGLISSE ACADEMY	HUSQVARNA		212.2	6	Warm Up
66 PHILLIP TONN	LIQUI MOLY INTACT GP JUNIOR TEAM	KTM		212.2	6	Race 1
19 ALESSANDRO MOROSI	AC RACING TEAM	HUSQVARNA		211.8	9	Qualifying Practice 1
95 COLLIN VEIJER	AGR TEAM	KTM		211.8	18	Free Practice 1
58 LUCA LUNETTA	AC RACING TEAM	HUSQVARNA		211.4	18	Free Practice 2
78 JAKOB ROSENTHALER	LIQUI MOLY INTACT GP JUNIOR TEAM	KTM		211.4	12	Race 1
7 FILIPPO FARIOLI	ASPAR JUNIOR TEAM	GAS GAS		210.5	6	Warm Up
91 KOTARO UCHIUMI	ANGELUSS MTA TEAM	KTM		210.5	10	Qualifying Practice 1
71 TORIN COLLINS	AGR TEAM	KTM		209.7	2	Race 1
74 ALEX GOURDON	LEOPARD IMPALA JUNIOR	HONDA		209.3	1	Race 1
77 MATTIA VOLPI	AGR TEAM	KTM		208.5	10	Qualifying Practice 1
84 THÉO GOURDON	LEOPARD IMPALA JUNIOR	HONDA		203.4	11	Qualifying Practice 1
89 BEN RICHARD AUSTIN	LAGLISSE ACADEMY	HUSQVARNA		203.4	13	Free Practice 1




JuniorGP

Finetwork FIM JuniorGP Jerez

Race 1

Fastest Lap Sequence

Elapsed	No	Rider	Team	Bike	Class	Time	Kph	Lap
3:40.906	99	JOSÉ ANTONIO RUEDA	TEAM ESTRELLA GALICIA 0.0	HONDA		1:46.990	148.8	2
3:40.965	95	COLLIN VEIJER	AGR TEAM	KTM		1:46.910	148.9	2
3:41.295	38	DAVID SALVADOR	LAGLISSE ACADEMY	HUSQVARNA		1:46.608	149.4	2
5:27.845	38	DAVID SALVADOR	LAGLISSE ACADEMY	HUSQVARNA		1:46.550	149.4	3
7:13.901	99	JOSÉ ANTONIO RUEDA	TEAM ESTRELLA GALICIA 0.0	HONDA		1:46.286	149.8	4
9:01.117	63	SYARIFUDDIN AZMAN	SIC RACING	HONDA		1:46.204	149.9	5
9:01.202	18	ÁNGEL PIQUERAS	TEAM ESTRELLA GALICIA 0.0	HONDA		1:46.136	150.0	5
12:33.731	18	ÁNGEL PIQUERAS	TEAM ESTRELLA GALICIA 0.0	HONDA		1:46.115	150.1	7



JuniorGP
Finetwork FIM JuniorGP Jerez
Race 1

Analysis by lap

Lapped ■

No	Lap Time	Gap	No	Lap Time	Gap	No	Lap Time	Gap	No	Lap Time	Gap	No	Lap Time	Gap								
Lap 1																						
99	1:53.916	0.000	19	1:48.904	6.780	34	1:47.792	6.977	55	1:47.312	6.789	11	1:47.532	4.951								
95	1:54.055	0.139	77	1:49.442	8.001	72	1:47.817	7.349	58	1:47.732	8.042	33	1:47.288	5.113								
80	1:54.161	0.245	74	1:49.958	8.048	12	1:47.921	8.185	85	1:47.671	8.270	22	1:48.142	5.181								
63	1:54.267	0.351	91	1:50.608	9.087	69	1:48.364	8.338	31	1:47.382	8.541	10	1:47.506	5.454								
29	1:54.453	0.537	84	1:53.015	13.024	71	1:48.140	8.520	34	1:47.864	9.925	55	1:47.566	8.170								
38	1:54.687	0.771	Lap 3																			
18	1:54.728	0.812	99	1:46.709		19	1:48.741	10.934	72	1:47.947	10.294	85	1:47.839	10.349								
7	1:54.958	1.042	38	1:46.550	0.230	77	1:49.560	13.820	66	1:48.267	10.563	58	1:48.268	10.496								
22	1:55.077	1.161	95	1:46.914	0.264	74	1:49.798	14.711	69	1:48.311	11.947	34	1:48.558	13.191								
33	1:55.488	1.572	80	1:46.845	0.341	84	1:53.304	26.362	71	1:48.535	12.353	83	1:48.524	13.235								
10	1:55.587	1.671	63	1:46.832	0.549	91	1:59.305	31.902	12	1:49.052	12.627	72	1:48.449	13.392								
85	1:55.879	1.963	18	1:46.722	0.643	Lap 5																
55	1:56.020	2.104	29	1:46.998	0.917	99	1:46.354		19	1:49.506	17.155	69	1:48.894	16.052								
11	1:56.155	2.239	7	1:47.034	1.223	95	1:46.385	0.380	77	1:49.199	19.818	12	1:48.704	16.102								
66	1:56.326	2.410	33	1:46.828	1.430	38	1:46.407	0.532	74	1:50.713	22.753	71	1:49.015	16.288								
69	1:56.671	2.755	22	1:47.363	1.677	63	1:46.204	0.862	84	1:53.019	39.693	78	1:48.969	16.509								
83	1:56.681	2.765	10	1:46.992	1.795	18	1:46.136	0.947	Lap 7													
31	1:56.780	2.864	11	1:46.758	2.162	80	1:47.048	1.911	99	1:46.454		77	1:49.672	25.691								
34	1:56.986	3.070	55	1:47.548	3.632	29	1:46.860	1.929	95	1:46.310	0.115	84	1:54.242	54.100								
58	1:57.515	3.599	85	1:47.879	3.859	7	1:46.791	2.184	38	1:46.311	0.267	Lap 9										
72	1:57.583	3.667	58	1:47.295	4.567	22	1:46.815	2.401	63	1:46.194	0.450	99	1:47.104									
12	1:57.945	4.029	83	1:48.051	5.095	33	1:46.912	2.462	18	1:46.115	0.679	95	1:47.046	0.086								
71	1:58.207	4.291	66	1:48.339	5.260	11	1:46.384	2.510	29	1:47.031	3.013	38	1:47.257	0.265								
19	1:58.782	4.866	31	1:47.938	5.263	10	1:46.769	2.761	7	1:46.806	3.418	18	1:47.220	0.310								
78	1:58.926	5.010	34	1:47.657	5.471	55	1:47.394	5.820	22	1:47.193	4.027	63	1:47.177	0.444								
74	1:58.996	5.080	72	1:47.702	5.818	58	1:47.499	6.653	80	1:47.064	4.162	7	1:47.242	3.775								
91	1:59.385	5.469	69	1:48.424	6.260	85	1:48.017	6.942	11	1:47.284	4.407	29	1:47.279	4.020								
77	1:59.465	5.549	12	1:48.014	6.550	31	1:47.488	7.502	33	1:47.701	4.813	11	1:47.988	5.835								
84	2:00.915	6.999	71	1:47.837	6.666	34	1:47.781	8.404	10	1:47.355	4.936	80	1:48.224	5.934								
Lap 2																						
99	1:46.990		78	1:48.288	8.094	83	1:48.167	8.453	55	1:47.257	7.592	10	1:47.781	6.131								
95	1:46.910	0.059	19	1:48.408	8.479	66	1:48.127	8.639	58	1:47.628	9.216	22	1:48.094	6.171								
80	1:46.950	0.205	77	1:49.254	10.546	72	1:47.695	8.690	31	1:47.196	9.283	55	1:47.795	8.861								
38	1:46.608	0.389	74	1:49.860	11.199	12	1:48.087	9.918	85	1:47.682	9.498	31	1:47.737	10.732								
63	1:47.065	0.426	91	1:56.505	18.883	69	1:47.995	9.979	34	1:48.150	11.621	58	1:47.565	10.957								
29	1:47.081	0.628	84	1:53.029	19.344	71	1:47.995	10.161	83	1:47.989	11.699	85	1:47.986	11.231								
18	1:46.808	0.630	Lap 4																			
7	1:46.846	0.898	99	1:46.286		78	1:48.095	11.552	72	1:48.091	11.931	33	1:54.935	12.944								
22	1:46.852	1.023	95	1:46.371	0.349	19	1:49.412	13.992	66	1:47.966	12.075	34	1:49.421	15.508								
33	1:46.729	1.311	38	1:46.535	0.479	77	1:49.496	16.962	69	1:48.653	14.146	72	1:49.315	15.603								
10	1:46.831	1.512	63	1:46.749	1.012	74	1:50.026	18.383	71	1:48.362	14.261	83	1:49.552	15.683								
11	1:46.864	2.113	18	1:46.808	1.165	84	1:53.009	33.017	12	1:48.213	14.386	66	1:49.310	15.780								
85	1:47.716	2.689	80	1:47.162	1.217	91	2:01.160	46.708	78	1:48.041	14.528	12	1:48.831	17.829								
55	1:47.679	2.793	29	1:46.792	1.423	Lap 6																
66	1:48.210	3.630	7	1:46.810	1.747	99	1:46.343		66	1:47.966	12.075	69	1:48.948	17.896								
83	1:47.978	3.753	33	1:46.760	1.904	95	1:46.222	0.259	77	1:49.643	23.007	71	1:48.871	18.055								
58	1:47.372	3.981	22	1:46.549	1.940	38	1:46.221	0.410	74	1:50.802	27.101	78	1:48.725	18.130								
31	1:48.160	4.034	10	1:46.837	2.346	63	1:46.191	0.710	84	1:53.607	46.846	19	1:49.384	25.167								
34	1:48.443	4.523	11	1:46.604	2.480	18	1:46.414	1.018	Lap 8													
69	1:48.780	4.545	55	1:47.434	4.780	29	1:46.850	2.436	99	1:46.988		38	1:46.833	0.112								
72	1:48.148	4.825	85	1:47.706	5.279	7	1:47.225	3.066	95	1:47.017	0.144	33	1:46.833	0.112								
12	1:48.206	5.245	58	1:47.227	5.508	22	1:47.230	3.288	18	1:46.503	0.194	99	1:47.391	0.170								
71	1:48.237	5.538	31	1:47.391	6.368	80	1:47.984	3.552	63	1:46.909	0.371	18	1:47.598	0.252								
78	1:48.495	6.515	83	1:47.831	6.640	33	1:47.447	3.566	7	1:47.207	3.637	63	1:47.679	0.467								
Lap 10																						
			66	1:47.892	6.866	11	1:47.410	3.577	29	1:47.820	3.845	7	1:48.025	4.144								
						10	1:47.617	4.035	80	1:47.640	4.814											



JuniorGP


Finetwork FIM JuniorGP Jerez

Race 1

Analysis by lap

Lapped ■

No	Lap Time	Gap	No	Lap Time	Gap	No	Lap Time	Gap	No	Lap Time	Gap	No	Lap Time	Gap
29	1:47.919	4.283	18	1:47.281	0.393	99	1:47.242	0.337	99	1:46.962	0.161			
80	1:47.861	6.139	29	1:47.639	4.875	63	1:47.190	0.407	18	1:46.990	0.318			
11	1:48.063	6.242	7	1:47.628	5.000	18	1:47.133	0.462	63	1:47.173	0.442			
22	1:47.768	6.283	11	1:47.927	7.973	29	1:47.564	5.347	7	1:47.402	6.517			
10	1:48.015	6.490	80	1:48.078	8.033	7	1:47.628	5.527	29	1:47.661	6.631			
55	1:47.622	8.827	22	1:48.040	8.099	22	1:48.208	10.072	80	1:48.193	13.165			
31	1:48.363	11.439	10	1:48.095	8.294	80	1:48.401	10.116	11	1:48.200	13.267			
85	1:48.090	11.665	55	1:47.689	9.595	11	1:48.369	10.218	10	1:48.070	13.373			
58	1:48.508	11.809	58	1:47.986	13.512	10	1:48.302	10.380	55	1:48.104	13.562			
33	1:48.232	13.520	31	1:48.265	13.587	55	1:47.894	10.463	22	1:48.737	13.855			
34	1:48.676	16.528	85	1:48.279	13.925	58	1:47.818	14.693	58	1:48.177	16.805			
83	1:48.585	16.612	33	1:47.815	14.395	31	1:47.973	14.938	33	1:47.975	16.849			
66	1:48.762	16.886	72	1:49.212	20.451	85	1:47.920	15.150	85	1:47.917	17.132			
72	1:49.115	17.062	83	1:49.585	20.454	33	1:47.523	15.185	31	1:48.188	17.146			
69	1:48.517	18.757	66	1:49.504	20.528	83	1:48.947	24.565	34	1:48.792	28.521			
12	1:48.730	18.903	34	1:48.970	20.591	69	1:49.131	24.653	69	1:49.034	28.548			
78	1:48.662	19.136	69	1:48.045	20.621	78	1:48.877	24.810	66	1:48.739	28.757			
71	1:51.091	21.490	12	1:48.030	20.837	34	1:48.941	24.932	83	1:49.227	28.788			
19	1:49.440	26.951	78	1:48.081	21.020	72	1:49.216	24.946	78	1:49.087	28.893			
77	1:50.394	31.378	71	1:48.923	24.760	66	1:49.099	25.311	12	1:49.271	30.014			
84	1:53.501	1:06.502	19	1:49.928	32.024	12	1:49.084	25.634	71	1:48.556	30.579			
			77	1:50.247	37.150	71	1:48.572	27.497	19	1:50.490	43.253			
			84	1:53.637	1:19.439	19	1:49.793	36.939	77	1:50.729	49.385			
						77	1:50.080	42.802	84	1:53.374	1:45.448			
						84	1:54.134	1:32.617						
Lap 11			Lap 13			Lap 15								
95	1:47.304		95	1:47.404		95	1:46.866							
99	1:47.252	0.041	38	1:47.398	0.200	38	1:46.924	0.194						
38	1:47.546	0.165	99	1:47.581	0.272	99	1:46.817	0.288						
63	1:47.185	0.271	63	1:47.490	0.394	63	1:46.817	0.358						
18	1:47.520	0.391	18	1:47.517	0.506	18	1:46.821	0.417						
29	1:47.613	4.515	29	1:47.489	4.960	29	1:47.578	6.059						
7	1:47.888	4.651	7	1:47.480	5.076	7	1:47.543	6.204						
80	1:48.476	7.234	80	1:48.263	8.892	80	1:48.811	12.061						
11	1:48.464	7.325	11	1:48.457	9.026	11	1:48.804	12.156						
22	1:48.436	7.338	22	1:48.346	9.041	22	1:49.001	12.207						
10	1:48.369	7.478	10	1:48.365	9.255	10	1:48.878	12.392						
55	1:47.739	9.185	55	1:47.555	9.746	55	1:48.950	12.547						
31	1:48.543	12.601	58	1:47.944	14.052	58	1:48.811	12.547						
58	1:48.377	12.805	31	1:47.959	14.142	58	1:47.890	15.717						
85	1:48.641	12.925	85	1:47.886	14.407	33	1:47.644	15.963						
33	1:47.720	13.859	33	1:47.848	14.839	31	1:47.975	16.047						
83	1:48.917	18.148	69	1:49.482	22.699	85	1:48.020	16.304						
66	1:48.798	18.303	83	1:49.745	22.795	69	1:48.816	26.603						
72	1:48.837	18.518	72	1:49.860	22.907	83	1:48.951	26.650						
34	1:49.753	18.900	78	1:49.494	23.110	34	1:48.752	26.818						
69	1:48.479	19.855	34	1:49.981	23.168	78	1:48.951	26.895						
12	1:48.564	20.086	66	1:50.265	23.389	66	1:48.662	27.107						
78	1:48.463	20.218	12	1:50.294	23.727	12	1:49.064	27.832						
71	1:49.007	23.116	71	1:48.746	26.102	71	1:48.481	29.112						
19	1:49.805	29.375	19	1:49.703	34.323	19	1:49.779	39.852						
77	1:50.185	34.182	77	1:50.153	39.899	77	1:49.809	45.745						
84	1:53.960	1:13.081	84	1:53.625	1:25.660	84	1:53.412	1:39.163						
Lap 12			Lap 14			Lap 16								
95	1:47.279		95	1:47.177		95	1:47.089							
99	1:47.333	0.095	38	1:47.113	0.136									
38	1:47.320	0.206												
63	1:47.316	0.308												



JuniorGP


Finetwork FIM JuniorGP Jerez

Race 1

Sector Analysis

— Invalidated Lap ■ Personal Best ■ Session Best B Crossing the pit lane

Lap	Time	Sector 1	Sector 2	Sector 3	Sector 4	T.Sp	Lap	Time	Sector 1	Sector 2	Sector 3	Sector 4	T.Sp
95	COLLIN VEIJER					NED	63	SYARIFUDDIN AZMAN					MAL
	AGR TEAM					KTM		SIC RACING					HONDA
1	1:54.055	32.883	16.555	31.482	33.135	208.1	1	1:54.267	33.162	16.456	31.638	33.011	210.9
2	1:46.910	26.127	16.189	31.600	32.994	209.7	2	1:47.065	26.162	16.240	31.511	33.152	211.8
3	1:46.914	26.278	16.297	31.305	33.034	208.9	3	1:46.832	26.206	16.283	31.416	32.927	211.8
4	1:46.371	26.271	16.308	31.034	32.758	205.7	4	1:46.749	26.177	16.312	31.380	32.880	204.5
5	1:46.385	26.121	16.322	31.066	32.876	206.1	5	1:46.204	26.016	16.148	31.163	32.877	206.1
6	1:46.222	26.090	16.324	31.021	32.787	204.9	6	1:46.191	25.889	16.241	31.217	32.844	204.2
7	1:46.310	26.093	16.229	31.024	32.964	208.5	7	1:46.194	25.959	16.101	31.169	32.965	207.7
8	1:47.017	26.289	16.220	31.216	33.292	206.5	8	1:46.909	26.184	16.221	31.469	33.035	205.3
9	1:47.046	26.339	16.413	31.256	33.038	207.7	9	1:47.177	26.350	16.330	31.470	33.027	206.5
10	1:47.647	26.247	16.301	31.649	33.450	208.5	10	1:47.679	26.177	16.272	31.457	33.773	208.1
11	1:47.304	26.407	16.425	31.203	33.269	206.5	11	1:47.185	26.430	16.287	31.317	33.151	210.1
12	1:47.279	26.236	16.438	31.338	33.267	204.5	12	1:47.316	26.282	16.287	31.542	33.205	208.5
13	1:47.404	26.289	16.429	31.450	33.236	205.7	13	1:47.490	26.310	16.316	31.614	33.250	210.5
14	1:47.177	26.344	16.402	31.270	33.161	206.5	14	1:47.190	26.265	16.278	31.475	33.172	210.9
15	1:46.866	26.241	16.299	31.234	33.092	205.3	15	1:46.817	26.276	16.094	31.358	33.089	211.4
16	1:47.089	26.373	16.430	31.244	33.042	206.1	16	1:47.173	26.343	16.290	31.506	33.034	210.1
99	JOSÉ ANTONIO RUEDA					SPA	7	FILIPPO FARIOLI					ITA
	TEAM ESTRELLA GALICIA 0,0					HONDA		ASPAR JUNIOR TEAM					GAS GAS
1	1:53.916	32.939	16.473	31.426	33.078	206.1	1	1:54.958	33.509	16.715	31.555	33.179	208.5
2	1:46.990	26.046	16.326	31.567	33.051	205.3	2	1:46.846	26.356	16.270	31.190	33.030	208.1
3	1:46.709	26.211	16.404	31.158	32.936	204.5	3	1:47.034	26.551	16.377	31.183	32.923	207.3
4	1:46.286	25.974	16.327	31.055	32.930	202.6	4	1:46.810	26.341	16.276	31.188	33.005	207.7
5	1:46.354	25.919	16.412	31.063	32.960	203.0	5	1:46.791	26.153	16.311	31.268	33.059	207.7
6	1:46.343	26.037	16.432	30.981	32.893	201.9	6	1:47.225	26.430	16.563	31.254	32.978	203.4
7	1:46.454	25.987	16.345	31.096	33.026	203.4	7	1:46.806	26.216	16.452	31.161	32.977	204.9
8	1:46.988	26.104	16.315	31.271	33.298	202.6	8	1:47.207	26.175	16.407	31.361	33.264	203.4
9	1:47.104	26.143	16.516	31.281	33.164	202.2	9	1:47.242	26.178	16.567	31.319	33.178	203.0
10	1:47.826	26.094	16.472	31.533	33.727	204.2	10	1:48.025	26.256	16.691	31.713	33.365	202.2
11	1:47.252	26.443	16.349	31.249	33.211	208.5	11	1:47.888	26.280	16.612	31.617	33.379	204.2
12	1:47.333	26.354	16.302	31.416	33.261	205.3	12	1:47.628	26.419	16.569	31.461	33.179	203.8
13	1:47.581	26.384	16.287	31.655	33.255	210.9	13	1:47.480	26.425	16.455	31.269	33.331	204.9
14	1:47.242	26.319	16.273	31.400	33.250	207.7	14	1:47.628	26.541	16.476	31.302	33.309	206.9
15	1:46.817	26.120	16.232	31.300	33.165	207.3	15	1:47.543	26.453	16.339	31.393	33.358	206.5
16	1:46.962	26.321	16.264	31.431	32.946	208.1	16	1:47.402	26.437	16.428	31.430	33.107	202.2
18	ÁNGEL PIQUERAS					SPA	29	HARRISON VOIGHT					AUS
	TEAM ESTRELLA GALICIA 0,0					HONDA		SIC 58.					HONDA
1	1:54.728	33.338	16.546	31.579	33.265	209.7	1	1:54.453	33.398	16.529	31.483	33.043	212.2
2	1:46.808	26.306	16.138	31.322	33.042	210.5	2	1:47.081	26.180	16.277	31.515	33.109	210.9
3	1:46.722	26.245	16.128	31.473	32.876	213.0	3	1:46.998	26.509	16.240	31.205	33.044	208.9
4	1:46.808	26.346	16.282	31.397	32.783	208.9	4	1:46.792	26.171	16.267	31.306	33.048	210.5
5	1:46.136	26.149	16.130	31.066	32.791	206.5	5	1:46.860	26.189	16.291	31.304	33.076	208.5
6	1:46.414	26.072	16.256	31.286	32.800	205.3	6	1:46.850	26.468	16.383	30.977	33.022	204.9
7	1:46.115	26.012	16.202	31.135	32.766	206.1	7	1:47.031	26.214	16.445	31.057	33.315	204.9
8	1:46.503	26.040	16.215	31.201	33.047	208.9	8	1:47.820	26.386	16.620	31.486	33.328	201.9
9	1:47.220	26.435	16.327	31.442	33.016	209.7	9	1:47.279	26.166	16.513	31.332	33.268	203.4
10	1:47.598	26.260	16.346	31.628	33.364	204.5	10	1:47.919	26.317	16.499	31.738	33.365	206.9
11	1:47.520	26.573	16.405	31.541	33.001	206.1	11	1:47.613	26.250	16.551	31.436	33.376	208.9
12	1:47.281	26.350	16.211	31.602	33.118	210.9	12	1:47.639	26.257	16.562	31.399	33.421	204.5
13	1:47.517	26.433	16.322	31.578	33.184	209.7	13	1:47.489	26.334	16.511	31.269	33.375	205.3
14	1:47.133	26.406	16.189	31.420	33.118	212.2	14	1:47.564	26.384	16.478	31.344	33.358	205.3
15	1:46.821	26.388	16.144	31.321	32.968	210.5	15	1:47.578	26.270	16.492	31.333	33.483	204.5
16	1:46.990	26.377	16.237	31.438	32.938	211.8	16	1:47.661	26.320	16.588	31.294	33.459	204.2



JuniorGP

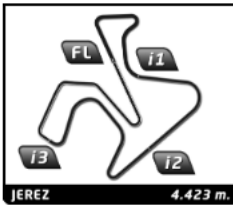
Finetwork FIM JuniorGP Jerez

Race 1

Sector Analysis

— Invalidated Lap ■ Personal Best ■ Session Best B Crossing the pit lane

Lap	Time	Sector 1	Sector 2	Sector 3	Sector 4	T.Sp	Lap	Time	Sector 1	Sector 2	Sector 3	Sector 4	T.Sp		
80	DAVID ALONSO						COL	55	NOAH DETTWILER						SWI
ASPAR JUNIOR TEAM							CUNA DE CAMPEONES								
GAS GAS							KTM								
1	1:54.161	33.089	16.439	31.578	33.055	210.1	1	1:56.020	34.162	16.463	31.915	33.480	211.4		
2	1:46.950	26.223	16.254	31.444	33.029	210.5	2	1:47.679	26.795	16.310	31.386	33.188	208.9		
3	1:46.845	26.297	16.241	31.471	32.836	209.3	3	1:47.548	26.541	16.333	31.379	33.295	207.7		
4	1:47.162	26.301	16.330	31.569	32.962	205.7	4	1:47.434	26.326	16.426	31.352	33.330	205.7		
5	1:47.048	26.316	16.262	31.302	33.168	205.7	5	1:47.394	26.342	16.453	31.284	33.315	203.8		
6	1:47.984	26.643	16.602	31.630	33.109	210.1	6	1:47.312	26.287	16.397	31.404	33.224	205.3		
7	1:47.064	26.472	16.338	31.319	32.935	207.7	7	1:47.257	26.244	16.376	31.282	33.355	205.7		
8	1:47.640	26.337	16.448	31.564	33.291	209.3	8	1:47.566	26.266	16.451	31.376	33.473	204.5		
9	1:48.224	26.376	16.550	31.993	33.305	205.7	9	1:47.795	26.393	16.503	31.497	33.402	204.5		
10	1:47.861	26.429	16.355	31.678	33.399	206.5	10	1:47.622	26.306	16.492	31.392	33.432	204.2		
11	1:48.476	26.504	16.596	31.833	33.543	206.5	11	1:47.739	26.396	16.474	31.482	33.387	205.3		
12	1:48.078	26.522	16.604	31.723	33.229	205.3	12	1:47.689	26.396	16.498	31.411	33.384	205.7		
13	1:48.263	26.530	16.487	31.766	33.480	207.3	13	1:47.555	26.370	16.447	31.406	33.332	206.5		
14	1:48.401	26.545	16.573	31.660	33.623	206.5	14	1:47.894	26.467	16.325	31.526	33.576	208.9		
15	1:48.811	26.594	16.683	31.912	33.622	207.3	15	1:48.950	26.553	16.517	32.088	33.792	214.3		
16	1:48.193	26.439	16.605	31.597	33.552	205.3	16	1:48.104	26.453	16.373	31.813	33.465	210.1		
11	ADRIÁN CRUCES						SPA	22	DAVID ALMANSA						SPA
CUNA DE CAMPEONES							FINETWORK MIR RACING TEAM								
KTM							KTM								
1	1:56.155	34.237	16.511	31.927	33.480	211.4	1	1:55.077	33.873	16.438	31.664	33.102	210.9		
2	1:46.864	26.364	16.364	31.194	32.942	209.7	2	1:46.852	26.389	16.260	31.356	32.847	210.1		
3	1:46.758	26.248	16.394	31.193	32.923	206.9	3	1:47.363	26.475	16.421	31.583	32.884	212.2		
4	1:46.604	26.119	16.232	31.167	33.086	209.3	4	1:46.549	26.289	16.149	31.253	32.858	211.4		
5	1:46.384	26.149	16.245	31.129	32.861	209.7	5	1:46.815	26.234	16.309	31.353	32.919	208.5		
6	1:47.410	26.302	16.595	31.285	33.228	206.5	6	1:47.230	26.369	16.371	31.418	33.072	206.9		
7	1:47.284	26.622	16.369	31.228	33.065	208.1	7	1:47.193	26.303	16.293	31.424	33.173	209.3		
8	1:47.532	26.142	16.522	31.556	33.312	208.1	8	1:48.142	26.429	16.453	31.842	33.418	207.7		
9	1:47.988	26.305	16.550	31.716	33.417	208.5	9	1:48.094	26.356	16.312	31.777	33.649	211.8		
10	1:48.063	26.368	16.690	31.630	33.375	202.6	10	1:47.768	26.502	16.252	31.681	33.333	209.3		
11	1:48.464	26.461	16.714	31.739	33.550	207.7	11	1:48.436	26.486	16.513	31.698	33.739	208.9		
12	1:47.927	26.560	16.542	31.532	33.293	207.7	12	1:48.040	26.482	16.673	31.715	33.170	209.3		
13	1:48.457	26.456	16.634	31.839	33.528	202.6	13	1:48.346	26.538	16.472	31.901	33.435	208.1		
14	1:48.369	26.491	16.552	31.707	33.619	208.9	14	1:48.208	26.438	16.627	31.766	33.377	210.5		
15	1:48.804	26.523	16.725	31.910	33.646	210.5	15	1:49.001	26.590	16.690	32.112	33.609	206.5		
16	1:48.200	26.414	16.665	31.689	33.432	210.5	16	1:48.737	26.423	16.552	31.629	34.133	207.3		
10	NICOLA FABIO CARRARO						ITA	58	LUCA LUNETTA						ITA
CROSS & ROAD RACING TEAM							AC RACING TEAM								
KTM							HUSQVARNA								
1	1:55.587	34.044	16.534	31.819	33.190	211.8	1	1:57.515	35.693	16.483	31.797	33.542	207.7		
2	1:46.831	26.315	16.244	31.368	32.904	211.8	2	1:47.372	26.330	16.360	31.516	33.166	209.3		
3	1:46.992	26.287	16.323	31.258	33.124	210.5	3	1:47.295	26.274	16.489	31.252	33.280	207.3		
4	1:46.837	26.359	16.195	31.190	33.093	210.5	4	1:47.227	26.318	16.491	31.262	33.156	204.5		
5	1:46.769	26.215	16.243	31.334	32.977	209.7	5	1:47.499	26.433	16.454	31.356	33.256	206.9		
6	1:47.617	26.418	16.303	31.777	33.119	211.8	6	1:47.732	26.342	16.603	31.463	33.324	203.8		
7	1:47.355	26.498	16.349	31.421	33.087	208.1	7	1:47.628	26.321	16.606	31.280	33.421	203.0		
8	1:47.506	26.341	16.343	31.447	33.375	208.9	8	1:48.268	26.235	16.514	31.589	33.930	202.6		
9	1:47.781	26.482	16.266	31.637	33.396	208.5	9	1:47.565	26.244	16.424	31.499	33.398	206.1		
10	1:48.015	26.348	16.393	31.821	33.453	203.0	10	1:48.508	26.423	16.702	31.849	33.534	205.7		
11	1:48.369	26.522	16.514	31.726	33.607	204.5	11	1:48.377	26.504	16.728	31.549	33.596	206.9		
12	1:48.095	26.607	16.521	31.738	33.229	203.8	12	1:47.986	26.554	16.594	31.405	33.433	207.7		
13	1:48.365	26.420	16.451	31.982	33.512	205.3	13	1:47.944	26.403	16.592	31.455	33.494	203.4		
14	1:48.302	26.447	16.529	31.737	33.589	208.1	14	1:47.818	26.410	16.548	31.471	33.389	203.8		
15	1:48.878	26.409	16.725	32.035	33.709	209.3	15	1:47.890	26.392	16.660	31.461	33.377	201.5		
16	1:48.070	26.301	16.607	31.744	33.418	210.1	16	1:48.177	26.451	16.705	31.517	33.504	202.6		



JuniorGP

Finetwork FIM JuniorGP Jerez

Race 1

Sector Analysis

— Invalidated Lap ■ Personal Best ■ Session Best B Crossing the pit lane

Lap	Time	Sector 1	Sector 2	Sector 3	Sector 4	T.Sp	Lap	Time	Sector 1	Sector 2	Sector 3	Sector 4	T.Sp
33 TATCHAKORN BUASRI THA HONDA RACING THAILAND HONDA													
1	1:55.488	33.752	16.568	32.010	33.158	208.1							
2	1:46.729	26.369	16.202	31.332	32.826	208.9							
3	1:46.828	26.425	16.234	31.312	32.857	212.2							
4	1:46.760	26.279	16.190	31.287	33.004	209.7							
5	1:46.912	26.559	16.238	31.044	33.071	205.7							
6	1:47.447	26.513	16.444	31.500	32.990	204.9							
7	1:47.701	27.176	16.185	31.296	33.044	209.3							
8	1:47.288	26.363	16.310	31.516	33.099	207.3							
9	1:54.935	26.548	16.280	36.245	35.862	210.9							
10	1:48.232	26.564	16.627	31.628	33.413	204.5							
11	1:47.720	26.469	16.414	31.573	33.264	206.1							
12	1:47.815	26.497	16.532	31.585	33.201	206.1							
13	1:47.848	26.718	16.484	31.532	33.114	209.3							
14	1:47.523	26.373	16.318	31.599	33.233	211.4							
15	1:47.644	26.491	16.440	31.474	33.239	209.7							
16	1:47.975	26.429	16.434	31.679	33.433	204.5							
34 ARBI ADITAMA INA ASTRA HONDA RACING TEAM HONDA													
1	1:56.986	34.832	16.463	32.317	33.374	212.6							
2	1:48.443	26.681	16.326	31.997	33.439	210.5							
3	1:47.657	26.380	16.277	31.695	33.305	209.3							
4	1:47.792	26.510	16.440	31.714	33.128	205.3							
5	1:47.781	26.442	16.353	31.545	33.441	208.1							
6	1:47.864	26.605	16.397	31.599	33.263	205.3							
7	1:48.150	26.500	16.443	31.720	33.487	204.9							
8	1:48.558	26.587	16.497	31.920	33.554	204.9							
9	1:49.421	26.834	16.571	32.181	33.835	202.2							
10	1:48.676	26.679	16.577	31.864	33.556	202.2							
11	1:49.753	26.945	16.816	32.469	33.523	204.9							
12	1:48.970	26.741	16.531	32.011	33.687	203.0							
13	1:49.981	27.316	16.875	32.101	33.689	204.5							
14	1:48.941	26.556	16.562	32.208	33.615	208.9							
15	1:48.752	26.732	16.466	31.976	33.578	208.1							
16	1:48.792	26.591	16.752	31.834	33.615	204.5							
85 XABI ZURUTUZA SPA ANGELUSS MTA TEAM KTM													
1	1:55.879	33.988	16.449	31.944	33.498	211.8							
2	1:47.716	26.587	16.323	31.582	33.224	208.1							
3	1:47.879	26.561	16.329	31.660	33.329	206.5							
4	1:47.706	26.475	16.398	31.531	33.302	206.5							
5	1:48.017	26.535	16.476	31.655	33.351	204.5							
6	1:47.671	26.432	16.359	31.535	33.345	208.1							
7	1:47.682	26.391	16.385	31.542	33.364	201.5							
8	1:47.839	26.370	16.314	31.613	33.542	206.1							
9	1:47.986	26.302	16.435	31.775	33.474	203.0							
10	1:48.090	26.353	16.559	31.652	33.526	204.9							
11	1:48.641	26.589	16.608	31.824	33.620	206.9							
12	1:48.279	26.568	16.550	31.657	33.504	203.8							
13	1:47.886	26.516	16.323	31.771	33.276	207.7							
14	1:47.920	26.485	16.298	31.781	33.356	210.5							
15	1:48.020	26.620	16.421	31.690	33.289	205.3							
16	1:47.917	26.473	16.319	31.633	33.492	208.1							
69 MARCOS RUDA SPA FINETWORK MIR RACING TEAM KTM													
1	1:56.671	34.430	16.551	32.076	33.614	214.3							
2	1:48.780	26.653	16.524	31.987	33.616	208.5							
3	1:48.424	26.587	16.571	31.804	33.462	204.9							
4	1:48.364	26.546	16.631	31.846	33.341	203.8							
5	1:47.995	26.604	16.429	31.702	33.260	209.3							
6	1:48.311	26.650	16.567	31.594	33.500	207.3							
7	1:48.653	26.613	16.695	31.649	33.696	205.7							
8	1:48.894	26.671	16.790	32.039	33.394	201.1							
9	1:48.948	26.633	16.671	32.099	33.545	205.7							
10	1:48.517	26.725	16.484	31.669	33.639	208.9							
11	1:48.479	26.589	16.627	31.800	33.463	207.3							
12	1:48.045	26.541	16.627	31.503	33.374	206.5							
13	1:49.482	27.213	16.768	32.083	33.418	207.3							
14	1:49.131	26.704	16.756	32.125	33.546	204.9							
15	1:48.816	26.666	16.646	31.937	33.567	205.7							
16	1:49.034	26.731	16.767	31.972	33.564	203.0							
31 EDWARD O'SHEA GBR BRITISH TALENT TEAM HONDA													
1	1:56.780	34.535	16.500	32.237	33.508	214.7							
2	1:48.160	26.658	16.432	31.994	33.076	208.9							
3	1:47.938	26.409	16.414	31.883	33.232	210.5							
4	1:47.391	26.374	16.444	31.507	33.066	211.4							
5	1:47.488	26.517	16.413	31.588	32.970	207.7							
6	1:47.382	26.453	16.355	31.327	33.247	209.3							
7	1:47.196	26.413	16.335	31.451	32.997	208.9							
8	1:47.804	26.332	16.345	31.662	33.465	209.3							
9	1:47.737	26.384	16.523	31.527	33.303	206.1							
10	1:48.363	26.550	16.623	31.624	33.566	205.7							
11	1:48.543	26.715	16.616	31.651	33.561	206.5							
12	1:48.265	26.702	16.586	31.657	33.320	205.7							
13	1:47.959	26.636	16.446	31.598	33.279	207.3							
14	1:47.973	26.532	16.463	31.704	33.274	210.1							
15	1:47.975	26.616	16.504	31.694	33.161	209.3							
16	1:48.188	26.402	16.448	31.718	33.620	208.1							
66 PHILLIP TONN GER LIQUI MOLY INTACT GP JUNIOR TE KTM													
1	1:56.326	34.348	16.591	31.882	33.505	210.1							
2	1:48.210	26.723	16.602	31.620	33.265	206.9							
3	1:48.339	26.487	16.574	31.973	33.305	205.7							
4	1:47.892	26.604	16.474	31.610	33.204	207.3							
5	1:48.127	26.635	16.378	31.719	33.395	210.1							
6	1:48.267	26.659	16.405	31.833	33.370	212.2							
7	1:47.966	26.423	16.293	31.722	33.528	212.2							
8	1:48.487	26.474	16.379	32.092	33.542	210.9							
9	1:49.310	26.776	16.455	32.233	33.846	203.8							
10	1:48.762	26.857	16.586	31.826	33.493	208.9							
11	1:48.798	26.674	16.689	31.884	33.551	205.3							
12	1:49.504	26.581	16.743	32.300	33.880	203.0							
13	1:50.265	27.226	16.985	32.052	34.002	207.3							
14	1:49.099	26.550	16.400	32.597	33.552	211.8							
15	1:48.662	26.475	16.445	32.220	33.522	209.7							
16	1:48.739	26.468	16.611	32.024	33.636	205.7							



JuniorGP


Finetwork FIM JuniorGP Jerez

Race 1

Sector Analysis

— Invalidated Lap ■ Personal Best ■ Session Best B Crossing the pit lane

Lap	Time	Sector 1	Sector 2	Sector 3	Sector 4	T.Sp	Lap	Time	Sector 1	Sector 2	Sector 3	Sector 4	T.Sp		
83	ÁLVARO CARPE RUIZ						SPA	71	TORIN COLLINS						CAN
	STV - MT HEMLETS - MSI						KTM		AGR TEAM						KTM
1	1:56.681	34.450	16.654	32.088	33.489	214.7	1	1:58.207	35.386	16.556	32.495	33.770	207.7		
2	1:47.978	26.701	16.428	31.621	33.228	210.9	2	1:48.237	26.659	16.458	31.698	33.422	209.7		
3	1:48.051	26.415	16.610	31.779	33.247	208.1	3	1:47.837	26.559	16.410	31.445	33.423	209.3		
4	1:47.831	26.487	16.464	31.761	33.119	210.5	4	1:48.140	26.494	16.465	31.762	33.419	206.9		
5	1:48.167	26.478	16.498	31.475	33.716	209.3	5	1:47.995	26.491	16.486	31.682	33.336	206.5		
6	1:48.054	26.620	16.502	31.750	33.182	213.9	6	1:48.535	26.520	16.623	31.584	33.808	204.5		
7	1:47.989	26.383	16.520	31.670	33.416	210.1	7	1:48.362	26.473	16.512	31.675	33.702	208.5		
8	1:48.524	26.565	16.457	32.002	33.500	210.5	8	1:49.015	26.606	16.775	32.112	33.522	204.9		
9	1:49.552	26.926	16.546	32.206	33.874	206.5	9	1:48.871	26.570	16.599	32.109	33.593	203.8		
10	1:48.585	26.719	16.595	31.767	33.504	208.5	10	1:51.091	26.652	16.535	33.938	33.966	202.2		
11	1:48.917	26.811	16.720	31.893	33.493	206.9	11	1:49.007	26.722	16.743	31.710	33.832	199.6		
12	1:49.585	26.626	16.903	32.143	33.913	204.5	12	1:48.923	26.580	16.798	31.683	33.862	201.5		
13	1:49.745	27.256	16.778	32.099	33.612	205.7	13	1:48.746	26.602	16.712	31.717	33.715	202.6		
14	1:48.947	26.677	16.658	31.915	33.697	205.3	14	1:48.572	26.674	16.675	31.516	33.707	204.2		
15	1:48.951	26.691	16.666	31.880	33.714	206.5	15	1:48.481	26.518	16.615	31.581	33.767	200.7		
16	1:49.227	26.746	16.768	32.268	33.445	190.8	16	1:48.556	26.494	16.640	31.644	33.778	201.9		
78	JAKOB ROSENTHALER						AUT	19	ALESSANDRO MOROSI						ITA
	LIQUI MOLY INTACT GP JUNIOR TE						KTM		AC RACING TEAM						HUSQVARNA
1	1:58.926	36.061	16.623	32.557	33.685	208.9	1	1:58.782	35.951	16.571	32.342	33.918	208.9		
2	1:48.495	26.622	16.483	32.020	33.370	206.9	2	1:48.904	26.691	16.651	32.071	33.491	208.1		
3	1:48.288	26.757	16.438	31.831	33.262	206.5	3	1:48.408	26.631	16.637	31.645	33.495	205.3		
4	1:48.003	26.496	16.517	31.755	33.235	206.1	4	1:48.741	26.547	16.731	31.857	33.606	204.2		
5	1:48.095	26.567	16.498	31.601	33.429	204.9	5	1:49.412	26.815	16.877	31.893	33.827	201.5		
6	1:47.732	26.527	16.461	31.575	33.169	206.1	6	1:49.506	26.816	16.951	31.949	33.790	202.6		
7	1:48.041	26.535	16.333	31.699	33.474	209.3	7	1:49.879	26.850	16.841	32.177	34.011	202.2		
8	1:48.969	26.649	16.495	32.560	33.265	206.9	8	1:49.295	26.726	16.802	31.974	33.793	202.2		
9	1:48.725	26.669	16.452	32.078	33.526	206.5	9	1:49.384	26.667	16.851	32.033	33.833	201.1		
10	1:48.662	26.699	16.573	31.889	33.501	207.7	10	1:49.440	26.716	16.852	32.095	33.777	200.7		
11	1:48.463	26.519	16.381	32.136	33.427	208.1	11	1:49.805	26.939	16.827	32.159	33.880	201.5		
12	1:48.081	26.548	16.338	31.814	33.381	211.4	12	1:49.928	27.052	16.907	32.111	33.858	201.5		
13	1:49.494	27.275	16.530	32.182	33.507	210.9	13	1:49.703	26.776	17.014	32.029	33.884	201.9		
14	1:48.877	26.530	16.600	32.153	33.594	207.7	14	1:49.793	26.877	16.915	32.103	33.898	201.9		
15	1:48.951	26.565	16.740	31.884	33.762	203.4	15	1:49.779	26.912	16.881	32.145	33.841	200.7		
16	1:49.087	26.565	16.813	32.052	33.657	206.9	16	1:50.490	27.082	17.077	32.255	34.076	199.3		
12	JACOB ROULSTONE						AUS	77	MATTIA VOLPI						ITA
	ASPAR JUNIOR TEAM						GAS GAS		AGR TEAM						KTM
1	1:57.945	34.968	16.568	32.688	33.721	212.2	1	1:59.465	36.362	16.987	32.186	33.930	203.4		
2	1:48.206	26.764	16.391	31.785	33.266	209.3	2	1:49.442	26.992	16.740	31.941	33.769	204.5		
3	1:48.014	26.642	16.335	31.588	33.449	210.5	3	1:49.254	26.984	16.797	31.710	33.763	202.2		
4	1:47.921	26.433	16.447	31.712	33.329	206.9	4	1:49.560	26.863	16.848	31.774	34.075	200.7		
5	1:48.087	26.604	16.470	31.665	33.348	205.3	5	1:49.496	26.874	16.842	31.899	33.881	200.0		
6	1:49.052	26.889	16.472	32.291	33.400	208.5	6	1:49.199	26.831	16.864	31.669	33.835	199.3		
7	1:48.213	26.539	16.351	31.676	33.647	209.3	7	1:49.643	26.821	16.916	31.859	34.047	198.9		
8	1:48.704	26.560	16.647	31.926	33.571	205.3	8	1:49.672	26.875	16.758	31.965	34.074	200.4		
9	1:48.831	26.645	16.662	31.926	33.598	206.9	9	1:50.053	26.892	16.901	32.110	34.150	197.1		
10	1:48.730	26.645	16.602	31.826	33.657	205.3	10	1:50.394	27.049	17.010	32.170	34.165	197.1		
11	1:48.564	26.580	16.549	32.041	33.394	207.7	11	1:50.185	27.012	16.939	32.029	34.205	200.0		
12	1:48.030	26.482	16.500	31.681	33.367	210.5	12	1:50.247	26.977	16.962	32.123	34.185	197.1		
13	1:50.294	27.223	16.709	32.401	33.961	204.9	13	1:50.153	26.961	16.964	32.082	34.146	199.3		
14	1:49.084	26.693	16.360	32.254	33.777	208.5	14	1:50.080	26.934	16.906	32.112	34.128	199.6		
15	1:49.064	26.840	16.486	31.895	33.843	207.7	15	1:49.809	26.848	16.955	32.028	33.978	198.5		
16	1:49.271	26.800	16.635	31.942	33.894	206.1	16	1:50.729	27.026	16.978	32.203	34.522	197.4		



JuniorGP

Finetwork FIM JuniorGP Jerez

Race 1

Sector Analysis

— Invalidated Lap ■ Personal Best ■ Session Best B Crossing the pit lane

Lap	Time	Sector 1	Sector 2	Sector 3	Sector 4	T.Sp	Lap	Time	Sector 1	Sector 2	Sector 3	Sector 4	T.Sp	
84	THÉO GOURDON						FRA	1	1:58.996	35.541	16.734	32.437	34.284	209.3
	LEOPARD IMPALA JUNIOR						HONDA	2	1:49.958	27.029	16.706	32.198	34.025	205.7
1	2:00.915	36.430	17.235	32.981	34.269	202.2	3	1:49.860	27.119	16.776	32.080	33.885	206.1	
2	1:53.015	28.203	17.185	33.011	34.616	197.4	4	1:49.798	26.936	16.776	32.104	33.982	204.5	
3	1:53.029	27.480	17.237	33.376	34.936	196.7	5	1:50.026	27.025	16.767	32.226	34.008	202.6	
4	1:53.304	28.187	17.363	33.008	34.746	193.2	6	1:50.713	27.084	16.970	32.479	34.180	200.4	
5	1:53.009	27.930	17.246	32.934	34.899	192.9	7	1:50.802	27.085	17.010	32.398	34.309	200.0	
6	1:53.019	27.621	17.345	33.121	34.932	192.2								
7	1:53.607	27.774	17.367	33.032	35.434	191.5	91	KOTARO UCHIUMI						JPN
8	1:54.242	27.820	18.202	33.133	35.087	191.5		ANGELUSS MTA TEAM						KTM
9	1:53.661	27.761	17.356	33.438	35.106	188.5	1	1:59.385	35.631	16.803	32.597	34.354	205.7	
10	1:53.501	27.846	17.395	33.188	35.072	189.8	2	1:50.608	27.193	16.830	32.194	34.391	201.1	
11	1:53.960	27.676	17.395	33.201	35.688	190.5	3	1:56.505	27.613	17.605	34.125	37.162	185.6	
12	1:53.637	27.710	17.421	33.320	35.186	188.5	4	1:59.305	29.025	18.225	34.173	37.882	175.6	
13	1:53.625	27.894	17.350	33.265	35.116	190.5	5	2:01.160	29.928	18.570	34.791	37.871	172.2	
14	1:54.134	28.097	17.387	33.544	35.106	189.8								
15	1:53.412	27.777	17.473	33.127	35.035	189.1								
16	1:53.374	27.737	17.413	33.240	34.984	188.5								
38	DAVID SALVADOR						SPA							
	LAGLISSE ACADEMY						HUSQVARNA							
1	1:54.687	33.567	16.425	31.547	33.148	211.8								
2	1:46.608	26.048	16.244	31.308	33.008	212.2								
3	1:46.550	26.150	16.286	31.268	32.846	211.8								
4	1:46.535	26.216	16.498	31.046	32.775	206.5								
5	1:46.407	26.094	16.264	31.113	32.936	208.1								
6	1:46.221	26.027	16.286	31.094	32.814	202.6								
7	1:46.311	26.005	16.211	31.074	33.021	209.7								
8	1:46.833	26.247	16.230	31.196	33.160	207.7								
9	1:47.257	26.290	16.470	31.475	33.022	205.7								
10	1:47.391	26.146	16.332	31.458	33.455	208.1								
11	1:47.546	26.662	16.404	31.286	33.194	208.5								
12	1:47.320	26.305	16.308	31.445	33.262	207.7								
13	1:47.398	26.351	16.294	31.503	33.250	210.9								
14	1:47.113	26.263	16.351	31.336	33.163	209.3								
15	1:46.924	26.234	16.277	31.240	33.173	208.9								
72	KANTA HAMADA						JPN							
	FAU55 TEY RACING						KTM							
1	1:57.583	35.124	16.503	32.366	33.590	213.4								
2	1:48.148	26.641	16.276	31.846	33.385	211.4								
3	1:47.702	26.452	16.411	31.475	33.364	206.9								
4	1:47.817	26.319	16.286	31.943	33.269	204.5								
5	1:47.695	26.291	16.301	31.858	33.245	212.6								
6	1:47.947	26.405	16.432	31.639	33.471	209.3								
7	1:48.091	26.510	16.379	31.699	33.503	210.9								
8	1:48.449	26.426	16.491	32.023	33.509	210.1								
9	1:49.315	26.688	16.543	32.049	34.035	203.4								
10	1:49.115	26.860	16.610	31.826	33.819	209.7								
11	1:48.837	26.701	16.534	31.966	33.636	206.5								
12	1:49.212	26.495	16.710	31.974	34.033	203.0								
13	1:49.860	27.341	16.750	31.921	33.848	208.9								
14	1:49.216	26.607	16.590	32.065	33.954	204.2								
74	ALEX GOURDON						FRA							
	LEOPARD IMPALA JUNIOR						HONDA							