

4226 m.

Misano MotoGP™ Official Test

Day 1 Session 1

Classification

3

	Rider	Nation	Team	Motorcycle	Time	Lap	Total	Gap	Top Speed
1	12 Maverick VIÑALES	SPA	Aprilia Racing	APRILIA	1'31.744	30	30		296.7
2	20 Fabio QUARTARARO	FRA	Monster Energy Yamaha MotoGP	YAMAHA	1'32.006	20	20	0.262 0.262	291.1
3	63 Francesco BAGNAIA	ITA	Ducati Lenovo Team	DUCATI	1'32.061	14	14	0.317 0.055	295.0
4	41 Aleix ESPARGARO	SPA	Aprilia Racing	APRILIA	1'32.067	15	21	0.323 0.006	297.5
5	10 Luca MARINI	ITA	Mooney VR46 Racing Team	DUCATI	1'32.118	8	13	0.374 0.051	293.4
6	23 Enea BASTIANINI	ITA	Gresini Racing MotoGP	DUCATI	1'32.215	5	12	0.471 0.097	295.0
7	5 Johann ZARCO	FRA	Prima Pramac Racing	DUCATI	1'32.233	22	22	0.489 0.018	296.7
8	21 Franco MORBIDELLI	ITA	Monster Energy Yamaha MotoGP	YAMAHA	1'32.265	20	20	0.521 0.032	291.1
9	44 Po ESPARGARO	SPA	Repsol Honda Team	HONDA	1'32.326	18	18	0.582 0.061	291.8
10	49 Fabio DI GIANNANTONIO	ITA	Gresini Racing MotoGP	DUCATI	1'32.346	10	12	0.602 0.020	293.4
11	89 Jorge MARTIN	SPA	Prima Pramac Racing	DUCATI	1'32.400	12	15	0.656 0.054	296.7
12	42 Alex RINS	SPA	Team SUZUKI ECSTAR	SUZUKI	1'32.402	10	20	0.658 0.002	293.4
13	43 Jack MILLER	AUS	Ducati Lenovo Team	DUCATI	1'32.447	10	11	0.703 0.045	296.7
14	72 Marco BEZZECCHI	ITA	Mooney VR46 Racing Team	DUCATI	1'32.491	14	17	0.747 0.044	297.5
15	33 Brad BINDER	RSA	Red Bull KTM Factory Racing	KTM	1'32.533	12	18	0.789 0.042	295.0
16	88 Miguel OLIVEIRA	POR	Red Bull KTM Factory Racing	KTM	1'32.615	6	19	0.871 0.082	298.3
17	25 Raul FERNANDEZ	SPA	Tech3 KTM Factory Racing	KTM	1'32.732	10	22	0.988 0.117	292.6
18	93 Marc MARQUEZ	SPA	Repsol Honda Team	HONDA	1'32.848	12	18	1.104 0.116	294.2
19	73 Alex MARQUEZ	SPA	LCR Honda CASTROL	HONDA	1'32.923	20	21	1.179 0.075	294.2
20	6 Stefan BRADL	GER	Honda Test Team	HONDA	1'33.156	24	24	1.412 0.233	292.6
21	87 Remy GARDNER	AUS	Tech3 KTM Factory Racing	KTM	1'33.307	10	11	1.563 0.151	289.5
22	32 Lorenzo SAVADORI	ITA	Aprilia Racing	APRILIA	1'33.379	21	23	1.635 0.072	291.8
23	51 Michele PIRRO	ITA	Aruba.it Racing	DUCATI	1'33.391	6	6	1.647 0.012	293.4
24	30 Takaaki NAKAGAMI	JPN	LCR Honda IDEMITSU	HONDA	1'33.458	17	17	1.714 0.067	290.3
25	40 Darryn BINDER	RSA	WithU Yamaha RNF MotoGP Tea	YAMAHA	1'33.546	22	27	1.802 0.088	291.8
26	26 Dani PEDROSA	SPA	KTM Test Team	KTM	1'34.589	10	14	2.845 1.043	295.0
27	77 Dominique AEGERTER	SWI	Team SUZUKI ECSTAR	SUZUKI	1'35.253	17	17	3.509 0.664	290.3
No time set									
	4 Andrea DOVIZIOSO	ITA	WithU Yamaha RNF MotoGP Tea	YAMAHA					

Practice condition: Dry

Air: 25°

Humidity: 75%

Ground: 22°

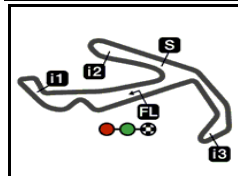
Fastest Lap:	Lap: 30	Maverick VIÑALES	1'31.744	165.8 Km/h
Best Race Lap:	2021	Francesco BAGNAIA	1'32.171	165.0 Km/h
All Time Lap Record:	2021	Francesco BAGNAIA	1'31.065	167.0 Km/h

The results are provisional until the end of the limit for protest and appeals.

Time limit for protest expires 30' after publication of the results - Time:

These data/results cannot be reproduced, stored and/or transmitted in whole or in part by any manner of electronic, mechanical, photocopying, recording, broadcasting or otherwise now known or herein after developed without the previous express consent by the copyright owner, except for reproduction in daily press and regular printed publications on sale to the public within 60 days of the event related to those data/results and always provided that copyright symbol appears together as follows below.

© DORNA, 2022



4226 m.

Misano MotoGP™ Official Test

Day 1 Session 1

Top Speed & Average

4



Rider	Nation	Motorcycle	Top 5 speeds					Average	Top
88 Miguel OLIVEIRA	POR	KTM	298.3	295.8	295.8	295.8	294.2	295.7	298.3
41 Aleix ESPARGARO	SPA	APRILIA	297.5	295.8	295.8	295.8	295.8	296.1	297.5
72 Marco BEZZECCHI	ITA	DUCATI	297.5	295.8	295.8	295.8	295.0	295.5	297.5
5 Johann ZARCO	FRA	DUCATI	296.7	295.8	294.2	294.2	294.2	295.0	296.7
12 Maverick VIÑALES	SPA	APRILIA	296.7	296.7	296.7	295.8	295.0	295.5	296.7
43 Jack MILLER	AUS	DUCATI	296.7	295.8	295.0	295.0	294.2	295.0	296.7
89 Jorge MARTIN	SPA	DUCATI	296.7	295.0	295.0	295.0	294.2	294.9	296.7
23 Enea BASTIANINI	ITA	DUCATI	295.0	295.0	295.0	294.2	294.2	294.5	295.0
26 Dani PEDROSA	SPA	KTM	295.0	293.4	293.4	291.8	291.8	293.1	295.0
33 Brad BINDER	RSA	KTM	295.0	293.4	293.4	292.6	292.6	293.3	295.0
63 Francesco BAGNAIA	ITA	DUCATI	295.0	295.0	294.2	294.2	294.2	294.5	295.0
73 Alex MARQUEZ	SPA	HONDA	294.2	293.4	292.6	292.6	292.6	293.1	294.2
93 Marc MARQUEZ	SPA	HONDA	294.2	294.2	291.1	291.1	290.3	292.2	294.2
10 Luca MARINI	ITA	DUCATI	293.4	292.6	292.6	292.6	291.8	292.4	293.4
42 Alex RINS	SPA	SUZUKI	293.4	293.4	292.6	292.6	292.6	292.8	293.4
49 Fabio DI GIANNANTONIO	ITA	DUCATI	293.4	292.6	292.6	292.6	291.8	292.5	293.4
51 Michele PIRRO	ITA	DUCATI	293.4	292.6	291.8	262.7	260.2	280.1	293.4
6 Stefan BRADL	GER	HONDA	292.6	292.6	291.8	291.8	291.1	291.7	292.6
25 Raul FERNANDEZ	SPA	KTM	292.6	291.8	291.8	291.8	291.8	292.0	292.6
32 Lorenzo SAVADORI	ITA	APRILIA	291.8	290.3	289.5	288.7	288.7	289.4	291.8
40 Darryn BINDER	RSA	YAMAHA	291.8	291.1	290.3	290.3	290.3	290.8	291.8
44 Pol ESPARGARO	SPA	HONDA	291.8	291.8	291.8	291.1	291.1	291.5	291.8
20 Fabio QUARTARARO	FRA	YAMAHA	291.1	291.1	291.1	291.1	291.1	291.1	291.1
21 Franco MORBIDELLI	ITA	YAMAHA	291.1	291.1	290.3	290.3	290.3	290.5	291.1
30 Takaaki NAKAGAMI	JPN	HONDA	290.3	289.5	289.5	289.5	288.7	289.4	290.3
77 Dominique AEGERTER	SWI	SUZUKI	290.3	290.3	289.5	287.2	286.4	288.4	290.3
87 Remy GARDNER	AUS	KTM	289.5	288.7	288.7	288.7	288.7	288.8	289.5
4 Andrea DOVIZIOSO	ITA	YAMAHA	288.0	287.2	287.2	287.2	287.2	287.3	288.0

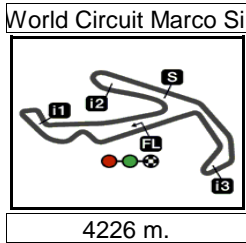
These data/results cannot be reproduced, stored and/or transmitted in whole or in part by any manner of electronic, mechanical, photocopying, recording, broadcasting or otherwise now known or herein after developed without the previous express consent by the copyright owner, except for reproduction in daily press and regular printed publications on sale to the public within 60 days of the event related to those data/results and always provided that copyright symbol appears together as follows below.

© DORNA, 2022

Official MotoGP Timing by TISSOT
www.motogp.com



Misano Adriatico, Tuesday, September 06, 2022



Misano MotoGP™ Official Test
Day 1 Session 1
Chronological Analysis of Performances

5

* Lap / Sector time cancelled T1 Time from finish line to 1st intermediate T3 Time from 2nd intermed. to 3rd intermed.
P Crossing the finish line in pit lane T2 Time from 1st intermed. to 2nd intermed. T4 Time from 3rd intermediate to finish line

Lap	Lap Time	T1	T2	T3	T4	Speed	Lap	Lap Time	T1	T2	T3	T4	Speed
-----	----------	----	----	----	----	-------	-----	----------	----	----	----	----	-------

1st 12 Maverick VIÑALES Aprilia Racing SPA		Runs=6	Total laps=31	Full laps=19		
1	3'15.648	35.830	22.365	28.514	22.185	287.2
2	1'37.546	27.129	21.458	27.156	21.803	293.4
3	1'34.964	26.827	21.009	25.852	21.276	294.2
4	1'41.844 P	26.399	22.388	28.290	24.767	271.3
5	1'42.922	33.309	21.607	25.950	22.056	293.4
6	1'33.966	26.372	20.822	25.595	21.177	295.0
7	1'33.393	26.244	20.774	25.354	21.021	295.0
8	1'37.019	26.216	23.313	26.422	21.068	292.6
9	1'33.198	26.065	20.758	25.398	20.977	294.2
10	1'37.822 P	26.016	20.854	26.116	24.836	295.0
11	1'44.480	35.304	21.410	26.279	21.487	296.7
12	1'33.385	26.134	20.820	25.277	21.154	295.8
13	1'33.079	26.046	20.900	25.271	20.862	294.2
14	1'32.812	25.959	20.770	25.160	20.923	296.7
15	1'40.797 P	27.932	22.567	27.105	23.193	284.2
16	1'45.071	35.520	21.391	26.741	21.419	292.6
17	1'37.529	26.219	24.043	25.832	21.435	294.2
18	1'33.490	26.108	20.949	25.383	21.050	294.2
19	1'36.381	25.980	20.858	28.178	21.365	284.9
20	1'33.691	26.029	20.782	25.397	21.483	295.0
21	1'40.657 P	28.264	21.914	26.886	23.593	285.7
22	1'42.410	34.592	21.238	25.590	20.990	293.4
23	1'33.359	25.940	20.848	25.622	20.949	296.7
24	1'32.607	25.926	20.767	25.098	20.816	295.0
25	1'35.398	27.868	20.948	25.495	21.087	295.0
26	1'32.728	25.947	20.757	25.106	20.918	294.2
27	1'40.661 P	28.075	21.804	27.112	23.670	282.7
28	1'41.966	34.512	21.111	25.346	20.997	293.4
29	1'31.980	25.726	20.658	24.857	20.739	294.2
30	1'31.744	25.546	20.601	24.941	20.656	295.0
	PIT	27.967	21.083	26.169	22.770	288.0

2nd 20 Fabio QUARTARAR Monster Energy Yama FRA		Runs=3	Total laps=21	Full laps=15		
1	58'10.713	31.834	22.834	26.661	22.420	288.7
2	1'33.992	26.487	21.000	25.481	21.024	290.3
3	1'33.138	26.107	20.834	25.393	20.804	291.1
4	1'32.400	25.828	20.739	25.101	20.732	291.1
5	1'32.556	25.861	20.604	25.238	20.853	291.1
6	1'32.422	25.948	20.681	25.096	20.697	291.1
7	1'35.227 P	25.826	20.621	27.102	21.678	272.0
8	1'42.372	30.580	22.171	26.036	23.585	287.2
9	1'34.479	26.900	21.134	25.439	21.006	291.1
10	1'32.429	25.918	20.756	25.085	20.670	291.1

11	1'32.163	25.810	20.659	25.040	20.654	291.1
12	1'32.238	25.764	20.692	25.058	20.724	291.1
13	1'32.149	25.792	20.790	24.933	20.634	291.1
14	1'39.240 P	31.04*	21.837	25.613	20.744	291.1
15	1'41.026	31.321	22.195	26.133	21.377	287.2
16	1'32.802	26.116	20.856	25.132	20.698	290.3
17	1'32.468	25.971	20.771	25.055	20.671	289.5
18	1'32.063	25.768	20.675	25.006	20.614	290.3
19	1'32.008	25.770	20.652	24.960	20.626	290.3
20	1'32.006	25.800	20.631	24.976	20.599	289.5
	PIT	31.820	21.910	26.476	21.357	288.7

3rd 63 Francesco BAGNAI Ducati Lenovo Team ITA		Runs=3	Total laps=15	Full laps=9		
1	1:08'34.085	36.535	22.788	26.900	22.081	291.8
2	1'35.101	26.937	21.238	25.620	21.306	293.4
3	1'33.837	26.344	20.977	25.531	20.985	295.0
4	1'33.194 P	26.163	20.825	25.358	20.848	294.2
5	1'45.034	35.114	22.018	26.356	21.546	291.8
6	1'33.543	26.307	20.884	25.356	20.996	294.2
7	1'32.965	25.959	20.789	25.259	20.958	295.0
8	1'33.443 P	26.018	20.823	25.404	21.198	293.4
9	1'47.285	34.932	22.326	28.529	21.498	232.7
10	1'32.880	26.139	20.852	25.070	20.819	294.2
11	1'32.460	25.859	20.715	25.118	20.768	292.6
12	1'32.152	25.793	20.622	24.995	20.742	293.4
13	1'32.481	25.934	20.684	25.111	20.752	292.6
14	1'32.061	25.852	20.574	24.946	20.689	293.4
	PIT	29.101	21.898	26.602	22.772	284.2

4th 41 Alex ESPARGARO Aprilia Racing SPA		Runs=4	Total laps=22	Full laps=14		
1	27'59.394	36.271	23.511	27.662	22.707	281.2
2	1'38.742	27.853	21.865	26.795	22.229	286.4
3	1'35.674	26.867	21.426	26.024	21.357	293.4
4	1'37.665 P	27.247	21.476	26.020	22.922	291.1
5	1'46.932	34.281	22.339	28.138	22.174	279.0
6	1'35.674	26.948	21.228	25.996	21.502	292.6
7	1'34.425	26.481	21.080	25.639	21.225	293.4
8	1'40.216 P	27.181	24.402	27.183	21.450	282.7
9	1'41.808	30.947	22.524	26.531	21.806	290.3
10	1'34.016	26.524	20.952	25.482	21.058	297.5
11	1'32.987	26.031	20.805	25.189	20.962	294.2
12	1'33.092	26.098	20.828	25.153	21.013	295.8
13	1'32.369	25.995	20.654	25.005	20.715	295.8
14	1'34.544	25.808	20.729	26.398	21.609	295.8

Fastest Lap: Maverick VIÑALES Aprilia Racing SPA **1'31.744** 25.546 20.601 24.941 20.656

These data/results cannot be reproduced, stored and/or transmitted in whole or in part by any manner of electronic, mechanical, photocopying, recording, broadcasting or otherwise now known or herein after developed without the previous express consent by the copyright owner, except for reproduction in daily press and regular printed publications on sale to the public within 60 days of the event related to those data/results and always provided that copyright symbol appears together as follows below.
© DORNA, 2022



Day 1 Session 1

MotoGP

Lap	Lap Time	T1	T2	T3	T4	Speed	Lap	Lap Time	T1	T2	T3	T4	Speed	
15	1'32.067	25.862	20.596	24.997	20.612	295.8	13	1'32.759	26.130	20.535	25.373	20.721	292.6	
16	1'40.186 P	27.97*	22.973	27.002	22.240	271.3	14	1'41.548	31.911	23.233	25.622	20.782	296.7	
17	1'40.634	32.653	21.508	25.481	20.992	294.2	15	1'47.586 P	35.136	22.261	27.237	22.952	273.4	
18	1'34.544	26.692	21.430	25.566	20.856	293.4	16	1'44.878	34.560	22.368	26.705	21.245	289.5	
19	1'33.289	26.304	20.746	25.313	20.926	295.0	17	1'33.818	26.554	20.835	25.613	20.816	291.8	
20	1'32.664	26.052	20.720	25.092	20.800	295.0	18	1'32.901	26.204	20.564	25.467	20.666	291.8	
21	1'32.475	25.988	20.590	25.170	20.727	292.6	19	1'32.745	26.098	20.619	25.345	20.683	292.6	
	PIT	28.989	23.553	26.981	22.429	266.6	20	1'32.577	26.008	20.668	25.319	20.582	292.6	
5th	10	Luca MARINI Mooney VR46 Racing ITA						21	1'41.737 *	30.20*	24.889	25.839	20.800	294.2
		Runs=3	Total laps=14	Full laps=8			22	1'32.233	25.991	20.644	25.044	20.554	295.8	
								PIT	26.600	21.716	27.748	23.038	270.0	
1	1:22'03.117	38.108	23.165	27.902	22.353	273.4	8th	21	Franco MORBIDELL Monster Energy Yama ITA					
2	1'38.692	27.859	22.386	26.624	21.823	288.7			Runs=3	Total laps=21	Full laps=15			
3	1'34.246	26.351	21.099	25.435	21.361	291.8	1	57'42.437	37.216	22.874	26.975	22.076	284.9	
4	1'38.673 P	28.231	21.843	26.613	21.986	288.7	2	1'35.258	26.734	21.387	25.876	21.261	288.7	
5	1'43.774	34.059	22.376	25.897	21.442	291.8	3	1'34.129	26.320	21.159	25.517	21.133	290.3	
6	1'33.197	26.319	21.008	24.954	20.916	292.6	4	1'33.907	26.365	21.028	25.567	20.947	288.7	
7	1'32.591	25.892	20.841	25.003	20.855	293.4	5	1'32.943	25.932	20.848	25.275	20.888	291.1	
8	1'32.118	25.824	20.733	24.841	20.720	292.6	6	1'46.943 P	28.228	27.635	27.178	23.902	269.3	
9	1'38.956 P	30.20*	21.299	25.819	21.632	291.8	7	1'48.269	37.252	23.343	26.273	21.401	291.1	
10	1'45.739	34.255	22.421	27.784	21.279	270.6	8	1'33.277	26.091	21.014	25.296	20.876	290.3	
11	1'33.245	26.201	21.001	25.096	20.947	291.1	9	1'32.674	25.857	20.865	25.154	20.798	290.3	
12	1'32.613	25.820	20.917	25.047	20.829	291.1	10	1'32.461	25.818	20.739	25.106	20.798	290.3	
13	1'32.374	25.827	20.775	24.913	20.859	292.6	11	1'32.593	25.797	20.817	25.204	20.775	288.7	
	PIT	25.876	21.558	26.956	22.901	280.5	12	1'32.487	25.795	20.742	25.183	20.767	290.3	
6th	23	Enea BASTIANINI Gresini Racing MotoG ITA						13	1'47.074 P	31.78*	22.256	28.440	24.592	257.7
		Runs=2	Total laps=13	Full laps=8			14	1'47.300	37.501	22.123	26.402	21.274	284.9	
1	1:22'52.858	35.655	22.984	26.379	23.305	293.4	15	1'33.396	26.129	20.992	25.304	20.971	288.0	
2	1'33.740	26.520	20.821	25.327	21.072	295.0	16	1'32.771	25.899	20.848	25.232	20.792	288.7	
3	1'33.032	26.118	20.823	25.247	20.844	293.4	17	1'32.481	25.828	20.800	25.110	20.743	289.5	
4	1'32.334	25.870	20.620	25.064	20.780	294.2	18	1'33.550	26.450	20.991	25.320	20.789	288.0	
5	1'32.215	25.845	20.647	24.934	20.789	295.0	19	1'33.627	25.734	20.691	26.121	21.081	289.5	
6	1'35.362 P	26.941	21.174	25.778	21.469	290.3	20	1'32.265	25.743	20.687	25.076	20.759	290.3	
7	1'43.380	34.627	21.809	25.682	21.262	294.2			PIT	31.894	24.957	26.938	22.543	284.2
8	1'32.965	26.084	20.855	25.132	20.894	294.2	9th	44	Poi ESPARGARO Repsol Honda Team SPA					
9	1'35.085 *	27.68*	20.874	25.513	21.011	295.0			Runs=3	Total laps=19	Full laps=8			
10	1'32.710	25.941	20.733	25.177	20.859	294.2	1	1:05'24.621	32.832	23.559	27.536	22.342	284.2	
11	1'34.190	26.685	21.058	25.501	20.946	292.6	2	1'35.765	26.844	21.064	26.441	21.416	287.2	
12	1'32.477	25.970	20.706	24.996	20.805	293.4	3	1'33.809	26.018	20.816	25.557	21.418	291.8	
	PIT	25.846	20.657	25.814	21.643	294.2	4	1'36.330 *	27.32*	21.698	25.889	21.418	290.3	
7th	5	Johann ZARCO Prima Pramac Racing FRA						5	1'32.833	25.969	20.750	25.273	20.841	291.8
		Runs=3	Total laps=23	Full laps=15			6	1'35.066 *	26.74*	21.221	25.839	21.261	290.3	
1	1:01'49.318	37.164	24.358	28.869	22.351	252.9	7	1'43.041 P	27.885	25.261	28.021	21.874	270.0	
2	1'36.440	27.428	21.434	26.217	21.361	292.6	8	1'39.768	28.803	22.305	26.751	21.909	285.7	
3	1'33.458	26.330	20.878	25.477	20.773	294.2	9	1'35.930 *	27.06*	21.723	25.943	21.202	288.7	
4	1'33.255	26.073	20.767	25.616	20.799	293.4	10	1'33.222	26.316	20.765	25.287	20.854	291.1	
5	1'41.281	32.246	22.120	26.051	20.864	291.1	11	1'36.476 *	26.89*	21.936	26.167	21.481	288.0	
6	1'32.683	26.089	20.560	25.342	20.692	294.2	12	1'32.576	25.905	20.821	25.107	20.743	291.8	
7	1'41.722 P	30.422	22.160	27.494	21.646	260.8	13	1'46.166 *	30.79*	26.879	26.620	21.872	288.0	
8	1'45.015	34.658	22.425	26.595	21.337	288.7	14	1'36.620	26.078	23.057	26.116	21.369	288.7	
9	1'33.903	26.674	20.903	25.511	20.815	292.6	15	1'41.961 P	25.889	23.792	31.379	20.901	146.7	
10	1'33.664 *	26.45*	20.793	25.651	20.770	293.4	16	1'39.677	28.079	24.191	26.151	21.256	290.3	
11	1'32.841	26.212	20.601	25.284	20.744	292.6	17	1'32.548	25.917	20.736	25.216	20.679	291.1	
12	1'33.132	26.173	20.623	25.602	20.734	290.3	18	1'32.326	25.803	20.667	25.132	20.724	290.3	

Fastest Lap: Maverick VIÑALES Aprilia Racing SPA **1'31.744** 25.546 20.601 24.941 20.656

These data/results cannot be reproduced, stored and/or transmitted in whole or in part by any manner of electronic, mechanical, photocopying, recording, broadcasting or otherwise now known or herein after developed without the previous express consent by the copyright owner, except for reproduction in daily press and regular printed publications on sale to the public within 60 days of the event related to those data/results and always provided that copyright symbol appears together as follows below.
© DORNA, 2022



Day 1 Session 1

MotoGP

Lap	Lap Time	T1	T2	T3	T4	Speed	Lap	Lap Time	T1	T2	T3	T4	Speed
10th 49 Fabio DI GIANNANT Gresini Racing MotoGP ITA							18	1'33.210	26.210	20.895	25.324	20.781	291.1
Runs=2 Total laps=13 Full laps=8							19	1'32.915	26.103	20.714	25.311	20.787	293.4
PIT							20	1'32.626	25.929	20.704	25.270	20.723	291.1
PIT							PIT 32.419 22.639 28.561 22.202 252.3						
1	1:06'48.650	35.569	24.272	26.439	21.723	290.3	13th 43 Jack MILLER Ducati Lenovo Team AUS						
2	1'33.882	26.352	20.919	25.540	21.071	292.6	Runs=2 Total laps=12 Full laps=7						
3	1'33.079	26.141	20.702	25.333	20.903	292.6	1	1:08'29.366	36.265	22.024	26.991	21.963	288.0
4	1'32.606	26.026	20.605	25.188	20.787	292.6	2	1'34.447	26.645	20.920	25.775	21.107	293.4
5	1'32.500	25.972	20.635	25.167	20.726	293.4	3	1'33.709	26.426	20.854	25.498	20.931	295.0
6	1'42.243 P	31.01*	21.621	26.627	22.985	290.3	4	1'32.878	26.147	20.666	25.279	20.786	295.8
7	1'45.839	35.570	22.363	26.440	21.466	288.7	5	1'33.156	26.157	20.632	25.559	20.808	296.7
8	1'33.244	26.162	20.835	25.371	20.876	291.1	6	1'45.234 P	29.065	26.940	26.978	22.251	291.1
9	1'32.674	25.866	20.667	25.295	20.846	290.3	7	1'49.428	39.254	22.157	26.763	21.254	287.2
10	1'32.346	25.792	20.689	25.144	20.721	291.8	8	1'33.260	26.321	20.809	25.345	20.785	294.2
11	1'32.352	25.730	20.659	25.262	20.701	291.8	9	1'32.773	26.029	20.688	25.354	20.702	294.2
12	1'41.740 *	29.68*	22.280	28.477	21.296	257.7	10	1'32.447	26.046	20.547	25.230	20.624	295.0
PIT							11	1'41.115 *	29.25*	23.574	26.913	21.374	291.1
PIT							PIT 26.019 20.664 27.467 23.338 294.2						
11th 89 Jorge MARTIN Prima Pramac Racing SPA							14th 72 Marco BEZZECCHI Mooney VR46 Racing ITA						
Runs=3 Total laps=16 Full laps=9							Runs=3 Total laps=18 Full laps=10						
1	1:05'11.658	36.901	24.838	27.479	22.053	288.7	1	1:03'43.749	37.575	25.964	30.171	26.405	266.6
2	1'35.251	27.066	21.139	25.849	21.197	292.6	2	1'54.463 P	31.955	24.245	33.411	24.852	170.6
3	1'33.764	26.380	20.844	25.532	21.008	295.0	3	1'45.523	34.623	22.517	26.454	21.929	292.6
4	1'33.219	26.182	20.729	25.458	20.850	294.2	4	1'34.356	26.935	21.002	25.362	21.057	295.0
5	1'32.485 *	25.90*	20.600	25.199	20.786	295.0	5	1'33.459	26.244	20.770	25.426	21.019	293.4
6	1'32.775	26.134	20.652	25.257	20.732	296.7	6	1'33.181	26.189	20.980	25.142	20.870	294.2
7	1'47.156 P	29.77*	24.608	27.277	25.492	281.9	7	1'32.752	26.027	20.627	25.188	20.910	293.4
8	1'46.176	37.300	21.664	25.806	21.406	295.0	8	1'32.593	25.995	20.695	25.098	20.805	295.0
9	1'33.430	26.463	20.622	25.505	20.840	291.8	9	1'43.079 P	28.05*	21.536	29.763	23.725	212.5
10	1'32.700	26.025	20.646	25.348	20.681	294.2	10	1'47.595	34.364	23.878	27.551	21.802	288.0
11	1'32.465	25.986	20.596	25.258	20.625	293.4	11	1'33.376	26.455	20.885	25.142	20.894	295.8
12	1'32.400	26.001	20.486	25.188	20.725	294.2	12	1'33.170	25.970	20.805	25.542	20.853	297.5
13	1'42.710 P	28.98*	21.702	25.784	26.243	291.8	13	1'37.012 *	29.27*	20.716	25.422	21.601	295.8
14	1'52.079	38.126	25.207	26.766	21.980	291.8	14	1'32.491	25.978	20.547	25.045	20.921	295.0
15	1'33.451	26.482	20.785	25.324	20.860	292.6	15	1'33.422 *	26.65*	20.777	25.165	20.822	295.0
unfinished	26.697	20.955				292.6	16	1'32.569	26.059	20.582	25.009	20.919	295.8
PIT							17	1'32.708	26.033	20.594	25.175	20.906	295.0
PIT							PIT 30.039 21.796 29.206 23.939 244.8						
12th 42 Alex RINS Team SUZUKI ECST SPA							15th 33 Brad BINDER Red Bull KTM Factory RSA						
Runs=4 Total laps=21 Full laps=13							Runs=3 Total laps=19 Full laps=12						
1	55'32.318	30.952	22.935	26.925	22.124	286.4	1	35'37.610	39.711	23.674	27.492	22.061	284.9
2	1'34.285	26.731	21.011	25.540	21.003	293.4	2	1'35.170	26.972	21.316	25.841	21.041	291.8
3	1'33.328	26.098	20.877	25.458	20.895	292.6	3	1'34.017	26.342	21.006	25.751	20.918	292.6
4	1'33.458	26.167	20.859	25.546	20.886	288.0	4	1'33.420	26.210	20.895	25.467	20.848	291.8
5	1'32.686	25.954	20.682	25.300	20.750	292.6	5	1'36.599	28.661	21.277	25.696	20.965	291.1
6	1'43.276 P	28.52*	24.298	26.864	23.591	291.8	6	1'32.787	26.097	20.742	25.168	20.780	291.8
7	1'40.366	31.462	21.725	26.031	21.148	291.1	7	1'46.305 P	30.313	23.767	27.447	24.778	276.9
8	1'33.429	26.261	20.900	25.368	20.900	292.6	8	1'48.519	37.459	22.803	26.669	21.588	290.3
9	1'33.226	26.219	20.862	25.270	20.875	292.6	9	1'34.183	26.490	21.005	25.663	21.025	291.1
10	1'32.402	25.922	20.677	25.138	20.665	291.8	10	1'33.169	26.148	20.840	25.274	20.907	293.4
11	1'43.449 P	29.23*	24.339	27.046	22.832	285.7	11	1'32.768	26.004	20.684	25.330	20.750	292.6
12	1'45.553	35.778	21.845	26.259	21.671	287.2	12	1'32.533	26.068	20.613	25.173	20.679	295.0
13	1'33.197	26.185	20.810	25.393	20.809	291.8	13	1'43.920 P	29.717	21.801	27.681	24.721	285.7
14	1'32.801	25.985	20.698	25.343	20.775	291.8							
15	1'32.711	25.988	20.686	25.302	20.735	292.6							
16	1'43.637 P	30.49*	23.309	27.723	22.107	274.1							
17	1'54.812	33.488	33.553	26.273	21.498	287.2							

Fastest Lap: Maverick VIÑALES Aprilia Racing SPA **1'31.744** 25.546 20.601 24.941 20.656

These data/results cannot be reproduced, stored and/or transmitted in whole or in part by any manner of electronic, mechanical, photocopying, recording, broadcasting or otherwise now known or herein after developed without the previous express consent by the copyright owner, except for reproduction in daily press and regular printed publications on sale to the public within 60 days of the event related to those data/results and always provided that copyright symbol appears together as follows below.
© DORNA, 2022

Official MotoGP Timing by TISSOT
www.motogp.com



Day 1 Session 1

MotoGP

Lap	Lap Time	T1	T2	T3	T4	Speed	Lap	Lap Time	T1	T2	T3	T4	Speed
16th 88 Miguel OLIVEIRA Red Bull KTM Factory POR							18th 93 Marc MARQUEZ Repsol Honda Team SPA						
Runs=3 Total laps=20 Full laps=13							Runs=3 Total laps=19 Full laps=12						
1	56'10.102	36.905	23.676	27.868	22.775	287.2	1	47'25.597	32.292	24.807	28.520	22.814	282.7
2	1'35.582	27.258	21.471	25.661	21.192	295.8	2	1'38.733	27.666	21.924	27.188	21.955	286.4
3	1'33.455	26.217	20.973	25.454	20.811	295.8	3	1'35.987	26.877	21.237	26.437	21.436	291.1
4	1'32.678	<u>25.949</u>	20.705	25.347	20.677	<u>298.3</u>	4	1'34.762	26.596	20.993	26.089	21.084	289.5
5	1'37.965 *	29.15*	21.587	25.995	21.230	292.6	5	1'35.505	27.809	21.033	25.589	21.074	<u>294.2</u>
6	<u>1'32.615</u>	26.064	20.679	<u>25.290</u>	<u>20.582</u>	295.8	6	1'33.561	26.351	20.924	25.523	20.763	294.2
7	1'37.645 P	27.598	21.601	26.424	22.022	287.2	7	1'37.711 P	26.436	20.969	26.915	23.391	284.9
8	1'46.036	35.060	22.381	26.781	21.814	282.7	8	1'42.701	30.802	22.455	27.345	22.099	284.2
9	1'33.692	26.431	20.923	25.523	20.815	294.2	9	1'40.544	27.958	21.330	27.766	23.490	281.2
10	1'32.904	26.060	20.654	25.500	20.690	293.4	10	1'35.724	26.512	21.517	26.255	21.440	285.7
11	1'33.256	26.286	20.687	25.591	20.692	293.4	11	1'33.433	26.334	20.750	25.555	20.794	290.3
12	1'32.924	26.091	<u>20.566</u>	25.555	20.712	292.6	12	<u>1'32.848</u>	<u>26.031</u>	<u>20.575</u>	<u>25.494</u>	<u>20.748</u>	291.1
13	1'37.138 P	27.29*	21.248	26.273	22.318	288.7	13	1'40.904 P	29.07*	23.174	27.370	21.282	279.7
14	1'50.525	37.021	24.884	26.961	21.659	288.7	14	1'42.303	30.875	22.706	26.723	21.999	287.2
15	1'34.256	26.572	21.134	25.596	20.954	293.4	15	1'35.974	27.130	21.284	26.289	21.271	287.2
16	1'33.406	26.100	20.898	25.586	20.822	291.8	16	1'34.322	26.410	21.058	25.763	21.091	289.5
17	1'38.977	27.657	21.319	26.218	23.783	290.3	17	1'38.689 *	29.07*	21.716	26.341	21.557	287.2
18	1'33.478	26.258	20.820	25.527	20.873	293.4	18	1'33.484	26.175	20.835	25.628	20.846	288.7
19	1'32.912	26.056	20.726	25.478	20.652	294.2	PIT 30.248 24.005 27.519 20.989 279.0						
PIT 29.194 21.813 28.459 21.869 203.3							19th 73 Alex MARQUEZ LCR Honda CASTRO SPA						
Runs=4 Total laps=23 Full laps=15							Runs=4 Total laps=21 Full laps=13						
1	1:00'05.209	38.341	23.772	27.510	22.424	288.0	1	43'13.009	35.796	23.292	27.548	22.414	284.9
2	1'36.651	27.296	21.840	26.184	21.331	290.3	2	1'36.245	27.195	21.487	26.193	21.370	288.0
3	1'33.924	26.297	21.002	25.512	21.113	290.3	3	1'34.170	26.344	20.945	25.664	21.217	291.1
4	1'33.649	26.304	20.883	25.474	20.988	289.5	4	1'34.008	26.377	20.940	25.581	21.110	291.8
5	1'33.156	26.048	20.800	25.318	20.990	290.3	5	1'33.723	26.290	20.861	25.481	21.091	293.4
6	1'40.942 P	28.095	22.055	27.048	23.744	288.0	6	1'37.057 P	27.960	21.610	27.048	20.439	283.4
7	1'44.804	35.240	22.058	26.085	21.421	290.3	7	1'48.077	36.595	22.903	26.830	21.749	288.7
8	1'33.620	26.367	20.930	25.361	20.962	291.1	8	1'34.402	26.712	21.064	25.635	20.991	292.6
9	1'32.987	26.086	20.799	25.286	<u>20.816</u>	291.1	9	1'33.872	26.752	20.828	25.401	20.891	292.6
10	<u>1'32.732</u>	<u>25.986</u>	<u>20.595</u>	25.252	20.899	291.8	10	1'32.959	26.015	20.782	25.313	<u>20.849</u>	<u>294.2</u>
11	1'33.143	26.036	20.719	25.406	20.982	291.8	11	1'34.780 P	27.657	21.088	25.554	20.481	291.8
12	1'39.544 P	28.004	22.593	27.029	21.918	286.4	12	1'45.691	35.173	22.135	26.548	21.835	286.4
13	1'46.671	35.058	22.534	27.484	21.595	280.5	13	1'34.013	26.382	20.954	25.584	21.093	290.3
14	1'33.721	26.419	21.094	25.247	20.961	291.8	14	1'33.388	26.043	20.917	25.409	21.019	290.3
15	1'33.017	26.122	20.790	25.217	20.888	<u>292.6</u>	15	1'33.027	25.982	20.858	25.303	20.884	291.1
16	1'33.296	26.009	20.801	25.433	21.053	289.5	16	1'35.544 P	27.779	21.327	26.306	20.132	285.7
17	1'33.090	26.192	20.725	25.293	20.880	291.1	17	1'52.038	36.308	22.947	31.155	21.628	155.8
18	1'39.870 P	28.17*	22.230	26.726	22.735	286.4	18	1'33.955	26.483	21.042	25.443	20.987	291.1
19	1'47.328	36.644	22.791	26.480	21.413	289.5	19	1'33.042	<u>25.961</u>	20.859	25.356	20.866	291.1
20	1'33.657	26.475	20.898	25.375	20.909	290.3	20	<u>1'32.923</u>	26.074	<u>20.723</u>	<u>25.247</u>	20.879	291.8
21	1'32.953	26.122	20.802	<u>25.204</u>	20.825	291.8	21	1'36.798 P	29.21*	21.207	25.998	20.379	292.6
22	1'33.154	26.198	20.744	25.287	20.925	291.1	20th 6 Stefan BRADL Honda Test Team GER						
unfinished	26.127	Runs=4 Total laps=25 Full laps=16											

Fastest Lap: Maverick VIÑALES Aprilia Racing SPA **1'31.744** 25.546 20.601 24.941 20.656

These data/results cannot be reproduced, stored and/or transmitted in whole or in part by any manner of electronic, mechanical, photocopying, recording, broadcasting or otherwise now known or herein after developed without the previous express consent by the copyright owner, except for reproduction in daily press and regular printed publications on sale to the public within 60 days of the event related to those data/results and always provided that copyright symbol appears together as follows below.
© DORNA, 2022

Official MotoGP Timing by TISSOT
www.motogp.com



Day 1 Session 1

MotoGP

Lap	Lap Time	T1	T2	T3	T4	Speed	Lap	Lap Time	T1	T2	T3	T4	Speed
9	1'34.343	26.711	21.030	25.558	21.044	291.1	22	1'37.511 *	27.00*	22.192	26.701	21.617	282.7
10	1'33.682	26.398	20.961	25.362	20.961	290.3	23	1'35.287	26.540	21.600	25.864	21.283	286.4
11	1'33.363	26.298	20.756	25.462	20.847	291.1		PIT	29.327	23.085	27.231	20.943	268.6
12	1'33.646	26.267	20.831	25.510	21.038	290.3							
13	1'46.772 P	30.52*	22.905	29.802	23.536	228.8	23rd	51	Michele PIRRO	Aruba.it Racing			ITA
14	1'46.832	35.070	22.104	26.899	22.759	290.3			Runs=2	Total laps=7	Full laps=3		
15	1'39.648 *	30.79*	21.616	25.960	21.278	289.5	1	1:16'06.478	41.196	24.188	28.245	23.151	262.7
16	1'34.305	26.453	20.925	25.749	21.178	289.5	2	1'52.042 P	27.901	22.164	31.146	30.831	231.7
17	1'34.086	26.464	20.890	25.708	21.024	289.5	3	1'50.054	36.770	23.492	27.744	22.048	260.2
18	1'33.918	26.378	20.992	25.605	20.943	289.5	4	1'34.818	26.938	21.016	25.788	21.076	291.8
19	1'44.637 P	32.03*	22.415	27.805	22.382	272.7	5	1'33.931	26.712	20.865	25.424	20.930	292.6
20	1'48.707	36.245	22.527	28.000	21.935	284.2	6	1'33.391	26.401	20.720	25.407	20.863	293.4
21	1'35.246	27.061	21.248	25.732	21.205	288.7		PIT	28.273	25.560	29.887	24.915	224.5
22	1'33.700	26.316	20.908	25.497	20.979	288.7	24th	30	Takaaki NAKAGAMI	LCR Honda IDEMITS			JPN
23	1'33.369	26.234	20.827	25.393	20.915	290.3			Runs=3	Total laps=18	Full laps=12		
24	1'33.156	26.230	20.785	25.301	20.840	289.5	1	1:07'14.549	43.014	27.391	28.341	23.025	281.2
	PIT	27.095	21.964	27.002	20.947	274.1	2	1'40.401 P	30.799	22.224	26.648	20.730	284.9
21st	87	Remy GARDNER	Tech3 KTM Factory R			AUS	3	1'53.092	37.295	23.826	29.540	22.431	243.7
			Runs=3	Total laps=12	Full laps=7		4	1'36.346	27.059	21.632	26.122	21.533	289.5
1	1:07'11.832	40.098	23.125	27.258	26.686	287.2	5	1'34.642	26.769	20.959	25.782	21.132	289.5
2	1'35.176	26.637	21.365	25.777	21.397	288.0	6	1'34.104	26.342	21.032	25.686	21.044	288.0
3	1'35.011	26.676	21.303	25.838	21.194	288.7	7	1'41.121	27.180	21.785	29.869	22.287	222.2
4	1'34.256	26.463	21.100	25.670	21.023	288.7	8	1'39.935	27.480	21.734	26.928	23.793	276.9
5	1'33.743	26.227	21.122	25.405	20.989	289.5	9	1'36.859	27.053	21.701	26.311	21.794	285.7
6	1'48.443 P	31.31*	25.179	28.934	23.017	190.4	10	1'38.653	27.428	22.308	26.802	22.115	286.4
7	1'50.328	38.120	22.074	27.290	22.844	282.7	11	1'37.844	27.582	21.845	26.614	21.803	287.2
8	1'34.305	26.594	21.170	25.522	21.019	288.7	12	1'37.847	27.349	22.003	26.520	21.975	288.7
9	1'33.595	26.195	21.008	25.459	20.933	288.7	13	1'36.459 P	27.090	21.607	26.289	21.473	284.2
10	1'33.307	26.120	20.928	25.396	20.863	288.7	14	1'53.183	37.349	26.062	27.302	22.470	285.7
11	1'48.066 P	32.93*	24.037	27.010	24.085	285.7	15	1'41.088	31.817	21.923	26.030	21.318	288.7
	unfinished	38.739	22.672	27.060	284.2		16	1'33.970	26.318	21.014	25.644	20.994	289.5
22nd	32	Lorenzo SAVADORI	Aprilia Racing			ITA	17	1'33.458	26.200	20.849	25.463	20.946	290.3
			Runs=3	Total laps=24	Full laps=17			PIT	27.708	21.752	27.003	21.530	277.6
1	5'09.952	37.679	24.515	28.296	22.436	281.2	25th	40	Darryn BINDER	WithU Yamaha RNF			RSA
2	1'38.166	28.039	21.817	26.720	21.590	285.7			Runs=5	Total laps=27	Full laps=18		
3	1'35.928	27.147	21.242	26.220	21.319	288.7	1	29'28.251	37.160	23.148	27.599	22.058	285.7
4	1'35.814	27.213	21.102	26.189	21.310	287.2	2	1'36.340	27.117	21.434	26.506	21.283	289.5
5	1'34.963	26.699	21.061	26.000	21.203	288.7	3	1'35.018	26.673	21.127	26.049	21.169	289.5
6	1'36.320	26.797	21.501	26.421	21.601	284.9	4	1'34.887	26.558	21.141	26.078	21.110	289.5
7	1'37.505	26.870	22.813	25.945	21.877	289.5	5	1'34.621	26.657	21.018	25.852	21.094	291.8
8	1'35.525	26.805	21.132	26.146	21.442	288.0	6	1'40.281 P	27.720	21.703	26.729	24.129	284.9
9	1'42.541 P	28.30*	23.442	28.370	22.421	265.3	7	1'46.338	35.758	22.419	26.713	21.448	287.2
10	1'47.443	36.111	22.883	26.920	21.529	286.4	8	1'35.038	26.543	21.334	25.988	21.173	288.7
11	1'37.231	26.959	22.660	26.350	21.262	285.7	9	1'34.503	26.464	21.096	25.839	21.104	288.7
12	1'34.520	26.536	21.126	25.807	21.051	286.4	10	1'34.814	26.628	21.127	26.042	21.017	289.5
13	1'35.237	26.377	21.489	26.054	21.317	287.2	11	1'34.378	26.447	21.045	25.819	21.067	288.7
14	1'34.978	26.591	21.131	25.866	21.390	288.7	12	1'39.437 P	27.435	21.563	26.750	23.689	282.7
15	1'34.763	26.534	21.083	25.889	21.257	288.7	13	1'50.225	38.225	23.314	27.048	21.638	276.2
16	1'35.168	26.755	21.142	26.051	21.220	287.2	14	1'34.283	26.467	21.145	25.667	21.004	288.7
17	1'35.915	26.773	21.434	26.238	21.470	287.2	15	1'34.068	26.249	20.941	25.864	21.014	290.3
18	1'44.024 P	30.73*	23.892	28.386	21.009	255.9	16	1'33.976	26.284	20.928	25.752	21.012	288.7
19	1'52.823	40.170	22.965	28.148	21.540	288.7	17	1'34.106	26.359	20.895	25.862	20.990	288.0
20	1'35.493	26.561	21.608	26.074	21.250	290.3	18	1'33.807	26.295	20.826	25.634	21.052	288.7
21	1'33.379	26.231	20.873	25.453	20.822	291.8	19	1'45.853 P	31.19*	24.206	26.987	23.469	284.2

Fastest Lap: Maverick VIÑALES Aprilia Racing SPA **1'31.744** 25.546 20.601 24.941 20.656

These data/results cannot be reproduced, stored and/or transmitted in whole or in part by any manner of electronic, mechanical, photocopying, recording, broadcasting or otherwise now known or herein after developed without the previous express consent by the copyright owner, except for reproduction in daily press and regular printed publications on sale to the public within 60 days of the event related to those data/results and always provided that copyright symbol appears together as follows below.
© DORNA, 2022

Official MotoGP Timing by TISSOT
www.motogp.com



Day 1 Session 1

MotoGP

Lap	Lap Time	T1	T2	T3	T4	Speed	Lap	Lap Time	T1	T2	T3	T4	Speed
20	1'53.409	43.658	22.571	26.111	21.069	291.1	7	1'51.196	37.864	22.550	29.230	21.552	218.1
21	1'33.595	26.200	20.986	25.449	20.960	289.5	8	1'34.404 P	26.509	21.469	25.657	20.769	287.2
22	1'33.546	26.218	20.982	25.501	20.845	290.3	9	1'50.435	39.580	22.372	26.818	21.665	280.5
23	1'33.610	26.116	21.124	25.471	20.899	290.3		PIT	26.530	21.163	25.734	20.162	287.2
24	1'33.552	26.164	20.892	25.576	20.920	288.7							
25	1'33.638	26.152	20.919	25.652	20.915	287.2							
26	1'44.502 P	30.45*	22.469	27.009	24.566	279.0							
27	1'55.893	40.278	25.527	28.230	21.858	284.2							

26th **26** Dani PEDROSA KTM Test Team SPA

Runs=5 Total laps=15 Full laps=5

1	36'02.315	39.083	24.001	28.653	23.697	279.0
2	1'40.013 P	29.269	22.190	27.185	21.369	293.4
3	1'49.157	36.877	22.562	27.773	21.945	288.0
4	1'36.948 P	28.079	22.213	27.015	19.641	291.8
5	1'52.851	38.405	23.271	28.491	22.684	281.2
6	1'39.453 P	28.473	21.956	27.220	21.804	290.3
7	1'54.040	37.931	23.123	29.200	23.786	289.5
8	1'38.586	28.197	21.608	26.782	21.999	291.8
9	1'36.492	27.162	21.575	26.368	21.387	293.4
10	1'34.589	26.603	20.947	25.811	21.228	295.0
11	1'36.235	26.445	21.496	27.078	21.216	269.3
12	1'54.985 P	26.479	20.812	36.120	31.574	243.7
13	1'58.400	39.230	25.485	30.705	22.980	255.9
14	1'39.459	29.103	22.050	26.654	21.652	290.3
	unfinished	26.774				

27th **77** Dominique AEGERT Team SUZUKI ECST SWI

Runs=2 Total laps=18 Full laps=14

1	1:00'32.945	35.310	24.237	28.961	23.238	275.5
2	1'41.686	28.977	22.867	27.446	22.396	280.5
3	1'39.517	28.236	22.221	26.957	22.103	281.2
4	1'37.800	27.708	21.711	26.550	21.831	285.7
5	1'37.717	27.720	21.651	26.510	21.836	286.4
6	1'36.829	27.288	21.535	26.307	21.699	284.9
7	1'36.611	27.497	21.386	26.128	21.600	290.3
8	1'36.714	27.627	21.521	25.992	21.574	289.5
9	1'35.980	27.162	21.205	25.923	21.690	290.3
10	1'44.521 P	27.581	22.180	30.222	24.538	256.5
11	1'48.476	35.753	23.154	27.308	22.261	279.0
12	1'37.561	27.675	21.817	26.338	21.731	282.7
13	1'36.675	27.228	21.419	26.520	21.508	284.9
14	1'36.081	27.301	21.309	26.029	21.442	285.7
15	1'37.193	27.699	21.288	26.778	21.428	286.4
16	1'35.935	27.289	21.382	25.884	21.380	285.7
17	1'35.253	27.012	21.045	25.852	21.344	287.2
	PIT	26.981	21.128	26.516	24.827	283.4

28th **4** Andrea DOVIZIOSO WithU Yamaha RNF ITA

Runs=5 Total laps=10 Full laps=0

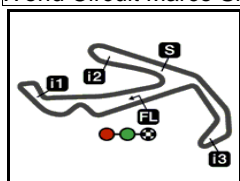
1	1:09'36.032	38.083	23.701	27.393	22.055	281.2
2	1'36.826 P	27.398	21.735	26.181	21.512	287.2
3	1'45.196	34.795	22.441	26.386	21.574	286.4
4	1'35.332 P	26.656	21.407	25.891	21.378	288.0
5	1'44.486	34.489	22.261	26.280	21.456	287.2
6	1'34.623 P	26.690	21.144	25.780	21.009	287.2

Fastest Lap: Maverick VIÑALES Aprilia Racing SPA **1'31.744** 25.546 20.601 24.941 20.656

These data/results cannot be reproduced, stored and/or transmitted in whole or in part by any manner of electronic, mechanical, photocopying, recording, broadcasting or otherwise now known or herein after developed without the previous express consent by the copyright owner, except for reproduction in daily press and regular printed publications on sale to the public within 60 days of the event related to those data/results and always provided that copyright symbol appears together as follows below.
© DORNA, 2022

Official MotoGP Timing by TISSOT
www.motogp.com





4226 m.

Misano MotoGP™ Official Test

Day 1 Session 1

Best Partial Times

MotoGP™

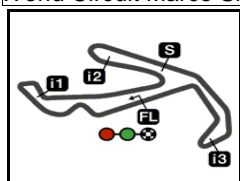
IT Ideal Lap Time, sum of the best partial times

BT Best Lap Time

T1		T2		T3		T4				IT		BT
Pos	Rider	Time	Rider	Time	Rider	Time	Rider	Time	Pos	Rider	IT	BT
1	M.VIÑALES	25.546	J.MARTIN	20.486	L.MARINI	24.841	J.ZARCO	20.554	1	M.VIÑALES	1'31.660	1'31.744 (1)
2	DI GIANNANTO	25.730	J.ZARCO	20.535	M.VIÑALES	24.857	M.OLIVEIRA	20.582	2	F.QUARTARAR	1'31.900	1'32.006 (2)
3	MORBIDELLI	25.734	J.MILLER	20.547	F.QUARTARARO	24.933	F.QUARTARARO	20.599	3	F.BAGNAIA	1'32.002	1'32.061 (3)
4	QUARTARARO	25.764	M.BEZZECCHI	20.547	E.BASTIANINI	24.934	A.ESPARGARO	20.612	4	A.ESPARGAR	1'32.007	1'32.067 (4)
5	BAGNAIA	25.793	M.OLIVEIRA	20.566	F.BAGNAIA	24.946	J.MILLER	20.624	5	L.MARINI	1'32.114	1'32.118 (5)
6	ESPARGARO	25.803	F.BAGNAIA	20.574	A.ESPARGARO	24.997	J.MARTIN	20.625	6	J.ZARCO	1'32.124	1'32.233 (7)
7	ESPARGARO	25.808	M.MARQUEZ	20.575	M.BEZZECCHI	25.009	M.VIÑALES	20.656	7	E.BASTIANINI	1'32.179	1'32.215 (6)
8	MARINI	25.820	A.ESPARGARO	20.590	J.ZARCO	25.044	A.RINS	20.665	8	F.DI GIANNAN	1'32.180	1'32.346 (10)
9	BASTIANINI	25.845	R.FERNANDEZ	20.595	F.MORBIDELLI	25.076	B.BINDER	20.679	9	F.MORBIDELLI	1'32.240	1'32.265 (8)
10	RINS	25.922	M.VIÑALES	20.601	P.ESPARGARO	25.107	P.ESPARGARO	20.679	10	P.ESPARGAR	1'32.256	1'32.326 (9)
11	OLIVEIRA	25.949	F.QUARTARARO	20.604	A.RINS	25.138	F.BAGNAIA	20.689	11	J.MARTIN	1'32.285	1'32.400 (11)
12	MARQUEZ	25.961	F.DI GIANNANTO	20.605	F.DI GIANNANTO	25.144	F.DI GIANNANTO	20.701	12	M.BEZZECCHI	1'32.331	1'32.491 (14)
13	BEZZECCHI	25.970	B.BINDER	20.613	B.BINDER	25.168	L.MARINI	20.720	13	M.OLIVEIRA	1'32.387	1'32.615 (16)
14	FERNANDEZ	25.986	E.BASTIANINI	20.620	J.MARTIN	25.188	F.MORBIDELLI	20.743	14	A.RINS	1'32.402	1'32.402 (12)
15	J.MARTIN	25.986	P.ESPARGARO	20.667	R.FERNANDEZ	25.204	M.MARQUEZ	20.748	15	J.MILLER	1'32.420	1'32.447 (13)
16	J.ZARCO	25.991	A.RINS	20.677	J.MILLER	25.230	E.BASTIANINI	20.780	16	B.BINDER	1'32.464	1'32.533 (15)
17	B.BINDER	26.004	F.MORBIDELLI	20.687	A.MARQUEZ	25.247	M.BEZZECCHI	20.805	17	R.FERNANDEZ	1'32.601	1'32.732 (17)
18	J.MILLER	26.019	M.PIRRO	20.720	M.OLIVEIRA	25.290	R.FERNANDEZ	20.816	18	A.MARQUEZ	1'32.780	1'32.923 (19)
19	M.MARQUEZ	26.031	A.MARQUEZ	20.723	S.BRADL	25.301	L.SAVADORI	20.822	19	M.MARQUEZ	1'32.848	1'32.848 (18)
20	B.BINDER	26.116	L.MARINI	20.733	R.GARDNER	25.396	S.BRADL	20.840	20	S.BRADL	1'33.127	1'33.156 (20)
21	GARDNER	26.120	S.BRADL	20.756	M.PIRRO	25.407	D.BINDER	20.845	21	D.BINDER	1'33.236	1'33.546 (25)
22	NAKAGAMI	26.200	D.PEDROSA	20.812	D.BINDER	25.449	A.MARQUEZ	20.849	22	R.GARDNER	1'33.307	1'33.307 (21)
23	BRADL	26.230	D.BINDER	20.826	L.SAVADORI	25.453	M.PIRRO	20.863	23	L.SAVADORI	1'33.379	1'33.379 (22)
24	SAVADORI	26.231	T.NAKAGAMI	20.849	T.NAKAGAMI	25.463	R.GARDNER	20.863	24	M.PIRRO	1'33.391	1'33.391 (23)

These data/results cannot be reproduced, stored and/or transmitted in whole or in part by any manner of electronic, mechanical, photocopying, recording, broadcasting or otherwise now known or herein after developed without the previous express consent by the copyright owner, except for reproduction in daily press and regular printed publications on sale to the public within 60 days of the event related to those data/results and always provided that copyright symbol appears together as follows below.
© DORNA, 2022





4226 m.

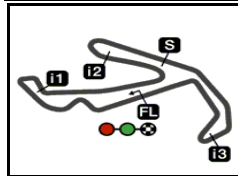
Misano MotoGP™ Official Test**Day 1 Session 1****Best Partial Times****MotoGP™***IT Ideal Lap Time, sum of the best partial times**BT Best Lap Time*

		T1		T2		T3		T4					
<i>Pos</i>	<i>Rider</i>	<i>Time</i>	<i>Rider</i>	<i>Time</i>	<i>Rider</i>	<i>Time</i>	<i>Rider</i>	<i>Time</i>	<i>Rider</i>	<i>Pos</i>	<i>Rider</i>	<i>IT</i>	<i>BT</i>
	25M.PIRRO	26.401	L.SAVADORI	20.873	M.MARQUEZ	25.494	T.NAKAGAMI	20.946		25	T.NAKAGAMI	1'33.458	1'33.458 (24)
	26D.PEDROSA	26.445	R.GARDNER	20.928	A.DOVIZIOSO	25.657	D.PEDROSA	21.216		26	D.PEDROSA	1'34.284	1'34.589 (26)
	27A.DOVIZIOSO	26.509	D.AEGERTER	21.045	D.PEDROSA	25.811	D.AEGERTER	21.344		27	D.AEGERTER	1'35.222	1'35.253 (27)
	28D.AEGERTER	26.981	A.DOVIZIOSO	21.144	D.AEGERTER	25.852	A.DOVIZIOSO	21.456		-1	A.DOVIZIOSO		(-1)

These data/results cannot be reproduced, stored and/or transmitted in whole or in part by any manner of electronic, mechanical, photocopying, recording, broadcasting or otherwise now known or herein after developed without the previous express consent by the copyright owner, except for reproduction in daily press and regular printed publications on sale to the public within 60 days of the event related to those data/results and always provided that copyright symbol appears together as follows below.
© DORNA, 2022

Official MotoGP Timing by **TISSOT**
www.motogp.com






4226 m.

Misano MotoGP™ Official Test

Day 1 Session 1

Fastest Laps Sequence

<i>Practice Time</i>	 <i>Rider</i>	<i>Nation</i>	<i>Motorcycle</i>	<i>Time</i>	<i>Km/h</i>	<i>Rider's Lap</i>
4'53.194	12 Maverick VIÑALES	SPA	APRILIA	1'37.546	155.9	2
6'28.158	12 Maverick VIÑALES	SPA	APRILIA	1'34.964	160.2	3
11'34.823	32 Lorenzo SAVADORI	ITA	APRILIA	1'34.963	160.2	5
16'22.374	12 Maverick VIÑALES	SPA	APRILIA	1'33.966	161.9	6
17'55.767	12 Maverick VIÑALES	SPA	APRILIA	1'33.393	162.8	7
21'05.984	12 Maverick VIÑALES	SPA	APRILIA	1'33.198	163.2	9
35'57.522	12 Maverick VIÑALES	SPA	APRILIA	1'33.079	163.4	13
37'30.334	12 Maverick VIÑALES	SPA	APRILIA	1'32.812	163.9	14
43'29.603	33 Brad BINDER	RSA	KTM	1'32.787	163.9	6
1:00'51.817	88 Miguel OLIVEIRA	POR	KTM	1'32.678	164.1	4
1:02'50.243	20 Fabio QUARTARARO	FRA	YAMAHA	1'32.400	164.6	4
1:10'50.849	41 Aleix ESPARGARO	SPA	APRILIA	1'32.369	164.7	13
1:13'57.460	41 Aleix ESPARGARO	SPA	APRILIA	1'32.067	165.2	15
1:30'19.113	12 Maverick VIÑALES	SPA	APRILIA	1'31.980	165.4	29
1:31'50.857	12 Maverick VIÑALES	SPA	APRILIA	1'31.744	165.8	30

These data/results cannot be reproduced, stored and/or transmitted in whole or in part by any manner of electronic, mechanical, photocopying, recording, broadcasting or otherwise now known or herein after developed without the previous express consent by the copyright owner, except for reproduction in daily press and regular printed publications on sale to the public within 60 days of the event related to those data/results and always provided that copyright symbol appears together as follows below.

© DORNA, 2022

Official MotoGP Timing by TISSOT
www.motogp.com



Misano Adriatico, Tuesday, September 06, 2022