


4226 m.

Misano MotoGP™ Official Test

Day 1 Session 1

Classification

3

	Rider	Nation	Team	Motorcycle	Time	Lap Total	Gap	Top Speed
1	41 Aleix ESPARGARO	SPA	Aprilia Racing	APRILIA	1'31.531	40 45		297.5
2	12 Maverick VIÑALES	SPA	Aprilia Racing	APRILIA	1'31.557	37 51	0.026 0.026	296.7
3	20 Fabio QUARTARARO	FRA	Monster Energy Yamaha MotoGP	YAMAHA	1'31.588	35 43	0.057 0.031	292.6
4	44 Pol ESPARGARO	SPA	Repsol Honda Team	HONDA	1'31.707	31 34	0.176 0.119	291.8
5	23 Enea BASTIANINI	ITA	Gresini Racing MotoGP	DUCATI	1'31.741	18 32	0.210 0.034	296.7
6	63 Francesco BAGNAIA	ITA	Ducati Lenovo Team	DUCATI	1'31.808	33 41	0.277 0.067	295.8
7	89 Jorge MARTIN	SPA	Prima Pramac Racing	DUCATI	1'31.864	33 42	0.333 0.056	296.7
8	42 Alex RINS	SPA	Team SUZUKI ECSTAR	SUZUKI	1'31.936	29 49	0.405 0.072	293.4
9	49 Fabio DI GIANNANTONIO	ITA	Gresini Racing MotoGP	DUCATI	1'31.950	30 38	0.419 0.014	293.4
10	10 Luca MARINI	ITA	Mooney VR46 Racing Team	DUCATI	1'32.037	27 27	0.506 0.087	293.4
11	72 Marco BEZZECCHI	ITA	Mooney VR46 Racing Team	DUCATI	1'32.055	22 45	0.524 0.018	297.5
12	21 Franco MORBIDELLI	ITA	Monster Energy Yamaha MotoGP	YAMAHA	1'32.069	31 44	0.538 0.014	291.8
13	33 Brad BINDER	RSA	Red Bull KTM Factory Racing	KTM	1'32.154	23 36	0.623 0.085	295.0
14	43 Jack MILLER	AUS	Ducati Lenovo Team	DUCATI	1'32.213	30 32	0.682 0.059	296.7
15	5 Johann ZARCO	FRA	Prima Pramac Racing	DUCATI	1'32.221	28 46	0.690 0.008	296.7
16	88 Miguel OLIVEIRA	POR	Red Bull KTM Factory Racing	KTM	1'32.336	32 44	0.805 0.115	298.3
17	93 Marc MARQUEZ	SPA	Repsol Honda Team	HONDA	1'32.395	28 39	0.864 0.059	294.2
18	25 Raul FERNANDEZ	SPA	Tech3 KTM Factory Racing	KTM	1'32.398	47 48	0.867 0.003	292.6
19	73 Alex MARQUEZ	SPA	LCR Honda CASTROL	HONDA	1'32.476	28 49	0.945 0.078	294.2
20	30 Takaaki NAKAGAMI	JPN	LCR Honda IDEMITSU	HONDA	1'32.512	29 39	0.981 0.036	291.1
21	51 Michele PIRRO	ITA	Aruba.it Racing	DUCATI	1'32.562	18 32	1.031 0.050	293.4
22	6 Stefan BRADL	GER	Honda Test Team	HONDA	1'32.634	30 44	1.103 0.072	292.6
23	87 Remy GARDNER	AUS	Tech3 KTM Factory Racing	KTM	1'32.739	31 40	1.208 0.105	291.1
24	40 Darryn BINDER	RSA	WithU Yamaha RNF MotoGP Tea	YAMAHA	1'32.820	34 55	1.289 0.081	293.4
25	26 Dani PEDROSA	SPA	KTM Test Team	KTM	1'33.039	32 37	1.508 0.219	295.0
26	32 Lorenzo SAVADORI	ITA	Aprilia Racing	APRILIA	1'33.379	21 40	1.848 0.340	291.8
27	77 Dominique AEGERTER	SWI	Team SUZUKI ECSTAR	SUZUKI	1'33.907	33 33	2.376 0.528	291.1
28	4 Andrea DOVIZIOSO	ITA	WithU Yamaha RNF MotoGP Tea	YAMAHA	1'34.897	16 16	3.366 0.990	290.3

Practice condition: Dry

Air: 25°

Humidity: 75%

Ground: 22°

Fastest Lap:	Lap: 40	Aleix ESPARGARO	1'31.531	166.2 Km/h
Best Race Lap:	2021	Francesco BAGNAIA	1'32.171	165.0 Km/h
All Time Lap Record:	2021	Francesco BAGNAIA	1'31.065	167.0 Km/h

The results are provisional until the end of the limit for protest and appeals.

Time limit for protest expires 30' after publication of the results - Time:

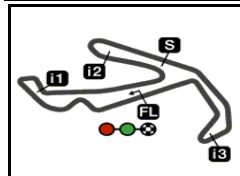
These data/results cannot be reproduced, stored and/or transmitted in whole or in part by any manner of electronic, mechanical, photocopying, recording, broadcasting or otherwise now known or herein after developed without the previous express consent by the copyright owner, except for reproduction in daily press and regular printed publications on sale to the public within 60 days of the event related to those data/results and always provided that copyright symbol appears together as follows below.

© DORNA, 2022

Official MotoGP Timing by TISSOT
www.motogp.com

Misano Adriatico, Tuesday, September 06, 2022





4226 m.

Misano MotoGP™ Official Test

Day 1 Session 1

Top Speed & Average

4



Rider	Nation	Motorcycle	Top 5 speeds					Average	Top
88 Miguel OLIVEIRA	POR	KTM	298.3	295.8	295.8	295.8	295.0	296.0	298.3
41 Aleix ESPARGARO	SPA	APRILIA	297.5	295.8	295.8	295.8	295.8	296.1	297.5
72 Marco BEZZECCHI	ITA	DUCATI	297.5	295.8	295.8	295.8	295.0	295.3	297.5
5 Johann ZARCO	FRA	DUCATI	296.7	295.8	294.2	294.2	294.2	295.0	296.7
12 Maverick VIÑALES	SPA	APRILIA	296.7	296.7	296.7	296.7	295.8	296.4	296.7
23 Enea BASTIANINI	ITA	DUCATI	296.7	296.7	296.7	295.8	295.8	296.3	296.7
43 Jack MILLER	AUS	DUCATI	296.7	296.7	295.8	295.0	295.0	295.6	296.7
89 Jorge MARTIN	SPA	DUCATI	296.7	295.0	295.0	295.0	295.0	295.3	296.7
63 Francesco BAGNAIA	ITA	DUCATI	295.8	295.0	295.0	295.0	294.2	294.6	295.8
26 Dani PEDROSA	SPA	KTM	295.0	295.0	295.0	295.0	294.2	294.7	295.0
33 Brad BINDER	RSA	KTM	295.0	295.0	295.0	294.2	293.4	294.3	295.0
73 Alex MARQUEZ	SPA	HONDA	294.2	293.4	292.6	292.6	292.6	293.1	294.2
93 Marc MARQUEZ	SPA	HONDA	294.2	294.2	292.6	291.8	291.8	292.7	294.2
10 Luca MARINI	ITA	DUCATI	293.4	292.6	292.6	292.6	292.6	292.8	293.4
40 Darryn BINDER	RSA	YAMAHA	293.4	292.6	291.8	291.1	290.3	291.4	293.4
42 Alex RINS	SPA	SUZUKI	293.4	293.4	293.4	292.6	292.6	292.8	293.4
49 Fabio DI GIANNANTONIO	ITA	DUCATI	293.4	293.4	292.6	292.6	292.6	292.8	293.4
51 Michele PIRRO	ITA	DUCATI	293.4	292.6	292.6	292.6	292.6	292.8	293.4
6 Stefan BRADL	GER	HONDA	292.6	292.6	291.8	291.8	291.1	291.7	292.6
20 Fabio QUARTARARO	FRA	YAMAHA	292.6	291.8	291.8	291.1	291.1	291.2	292.6
25 Raul FERNANDEZ	SPA	KTM	292.6	291.8	291.8	291.8	291.8	291.9	292.6
21 Franco MORBIDELLI	ITA	YAMAHA	291.8	291.1	291.1	290.3	290.3	290.6	291.8
32 Lorenzo SAVADORI	ITA	APRILIA	291.8	290.3	289.5	288.7	288.7	289.4	291.8
44 Pol ESPARGARO	SPA	HONDA	291.8	291.8	291.8	291.1	291.1	291.4	291.8
30 Takaaki NAKAGAMI	JPN	HONDA	291.1	290.3	290.3	290.3	290.3	290.5	291.1
77 Dominique AEGERTER	SWI	SUZUKI	291.1	290.3	290.3	290.3	289.5	290.3	291.1
87 Remy GARDNER	AUS	KTM	291.1	291.1	290.3	290.3	289.5	290.0	291.1
4 Andrea DOVIZIOSO	ITA	YAMAHA	290.3	288.7	288.0	287.2	287.2	287.9	290.3

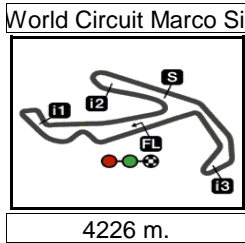
These data/results cannot be reproduced, stored and/or transmitted in whole or in part by any manner of electronic, mechanical, photocopying, recording, broadcasting or otherwise now known or herein after developed without the previous express consent by the copyright owner, except for reproduction in daily press and regular printed publications on sale to the public within 60 days of the event related to those data/results and always provided that copyright symbol appears together as follows below.

© DORNA, 2022

Official MotoGP Timing by TISSOT
www.motogp.com



Misano Adriatico, Tuesday, September 06, 2022



Misano MotoGP™ Official Test
Day 1 Session 1
Chronological Analysis of Performances

5

* Lap / Sector time cancelled T1 Time from finish line to 1st intermediate T3 Time from 2nd intermed. to 3rd intermed.
P Crossing the finish line in pit lane T2 Time from 1st intermed. to 2nd intermed. T4 Time from 3rd intermediate to finish line

Lap	Lap Time	T1	T2	T3	T4	Speed	Lap	Lap Time	T1	T2	T3	T4	Speed	
1st	41	Aleix ESPARGARO Aprilia Racing SPA					44	1'36.823 *	29.48 *	20.973	25.443	20.922	289.5	
		Runs=8 Total laps=45 Full laps=26					45	1'31.976	25.724	20.543	25.038	20.671	293.4	
1	27'59.394	36.271	23.511	27.662	22.707	281.2	2nd	12	Maverick VIÑALES Aprilia Racing SPA					
2	1'38.742	27.853	21.865	26.795	22.229	286.4			Runs=10 Total laps=52 Full laps=31					
3	1'35.674	26.867	21.426	26.024	21.357	293.4	1	3'15.648	35.830	22.365	28.514	22.185	287.2	
4	1'37.665 P	27.247	21.476	26.020	22.922	291.1	2	1'37.546	27.129	21.458	27.156	21.803	293.4	
5	1'46.932	34.281	22.339	28.138	22.174	279.0	3	1'34.964	26.827	21.009	25.852	21.276	294.2	
6	1'35.674	26.948	21.228	25.996	21.502	292.6	4	1'41.844 P	26.399	22.388	28.290	24.767	271.3	
7	1'34.425	26.481	21.080	25.639	21.225	293.4	5	1'42.922	33.309	21.607	25.950	22.056	293.4	
8	1'40.216 P	27.181	24.402	27.183	21.450	282.7	6	1'33.966	26.372	20.822	25.595	21.177	295.0	
9	1'41.808	30.947	22.524	26.531	21.806	290.3	7	1'33.393	26.244	20.774	25.354	21.021	295.0	
10	1'34.016	26.524	20.952	25.482	21.058	297.5	8	1'37.019	26.216	23.313	26.422	21.068	292.6	
11	1'32.987	26.031	20.805	25.189	20.962	294.2	9	1'33.198	26.065	20.758	25.398	20.977	294.2	
12	1'33.092	26.098	20.828	25.153	21.013	295.8	10	1'37.822 P	26.016	20.854	26.116	24.836	295.0	
13	1'32.369	25.995	20.654	25.005	20.715	295.8	11	1'44.480	35.304	21.410	26.279	21.487	296.7	
14	1'34.544	25.808	20.729	26.398	21.609	295.8	12	1'33.385	26.134	20.820	25.277	21.154	295.8	
15	1'32.067	25.862	20.596	24.997	20.612	295.8	13	1'33.079	26.046	20.900	25.271	20.862	294.2	
16	1'40.186 P	27.97 *	22.973	27.002	22.240	271.3	14	1'32.812	25.959	20.770	25.160	20.923	296.7	
17	1'40.634	32.653	21.508	25.481	20.992	294.2	15	1'40.797 P	27.932	22.567	27.105	23.193	284.2	
18	1'34.544	26.692	21.430	25.566	20.856	293.4	16	1'45.071	35.520	21.391	26.741	21.419	292.6	
19	1'33.289	26.304	20.746	25.313	20.926	295.0	17	1'37.529	26.219	24.043	25.832	21.435	294.2	
20	1'32.664	26.052	20.720	25.092	20.800	295.0	18	1'33.490	26.108	20.949	25.383	21.050	294.2	
21	1'32.475	25.988	20.590	25.170	20.727	292.6	19	1'36.381	25.980	20.858	28.178	21.365	284.9	
22	1'41.952 P	28.98 *	23.553	26.981	22.429	266.6	20	1'33.691	26.029	20.782	25.397	21.483	295.0	
23	1'47.268	35.820	21.979	28.209	21.260	288.0	21	1'40.657 P	28.264	21.914	26.886	23.593	285.7	
24	1'33.278	26.186	20.949	25.194	20.949	292.6	22	1'42.410	34.592	21.238	25.590	20.990	293.4	
25	1'32.927	25.871	20.723	25.371	20.962	293.4	23	1'33.359	25.940	20.848	25.622	20.949	296.7	
26	1'34.558	25.932	20.694	26.332	21.600	293.4	24	1'32.607	25.926	20.767	25.098	20.816	295.0	
27	1'32.308	26.015	20.632	24.988	20.673	294.2	25	1'35.398	27.868	20.948	25.495	21.087	295.0	
28	1'37.178 *	27.90 *	21.858	26.201	21.210	282.7	26	1'32.728	25.947	20.757	25.106	20.918	294.2	
29	1'36.709 P	26.103	22.209	26.907	21.490	274.1	27	1'40.661 P	28.075	21.804	27.112	23.670	282.7	
30	1'38.351	28.873	21.781	26.530	21.167	286.4	28	1'41.966	34.512	21.111	25.346	20.997	293.4	
31	1'35.651	26.042	20.794	27.157	21.658	266.0	29	1'31.980	25.726	20.658	24.857	20.739	294.2	
32	1'32.784	26.098	20.739	25.148	20.799	292.6	30	1'31.744	25.546	20.601	24.941	20.656	295.0	
33	1'36.305 P	25.862	20.637	27.098	22.708	250.5	31	1'37.989 P	27.967	21.083	26.169	22.770	288.0	
34	1'38.399	29.731	21.995	25.546	21.127	293.4	32	1'42.088	34.024	21.400	25.667	20.997	291.8	
35	1'31.847	25.832	20.669	24.740	20.606	293.4	33	1'32.409	25.832	20.708	25.142	20.727	294.2	
36	2'10.698 P	25.540	20.523	24.842	59.793	295.0	34	1'35.360 *	27.10 *	20.814	26.580	20.859	288.7	
37	1'35.108	26.849	21.692	25.619	20.948	292.6	35	1'31.697	25.688	20.539	24.902	20.568	295.0	
38	1'31.741	25.716	20.495	24.993	20.537	294.2	36	1'32.001	25.561	20.496	25.240	20.704	296.7	
39	1'33.813	25.644	20.442	24.982	22.745	293.4	37	1'31.557	25.537	20.427	24.902	20.691	295.8	
40	1'31.531	25.628	20.495	24.862	20.546	291.8	38	1'36.517 P	27.540	21.397	26.006	21.574	287.2	
41	1'41.944 P	28.33 *	23.620	27.406	22.581	260.8	39	1'43.012	34.563	21.459	25.825	21.165	291.8	
42	1'36.653	27.516	21.578	25.717	21.842	290.3	40	1'33.276	25.891	20.600	25.907	20.878	295.0	
43	1'32.579	25.890	20.622	25.259	20.808	292.6	41	1'40.078 P	25.680	23.890	27.265	23.243	281.9	

Fastest Lap: Aleix ESPARGARO Aprilia Racing SPA 1'31.531 25.628 20.495 24.862 20.546

These data/results cannot be reproduced, stored and/or transmitted in whole or in part by any manner of electronic, mechanical, photocopying, recording, broadcasting or otherwise now known or herein after developed without the previous express consent by the copyright owner, except for reproduction in daily press and regular printed publications on sale to the public within 60 days of the event related to those data/results and always provided that copyright symbol appears together as follows below.
© DORNA, 2022



Day 1 Session 1

MotoGP

Lap	Lap Time	T1	T2	T3	T4	Speed	Lap	Lap Time	T1	T2	T3	T4	Speed
14	1'45.245	36.233	21.945	25.722	21.345	291.8	34	1'41.437 P	28.85*	24.079	26.145	22.361	287.2
15	1'32.956	26.174	20.772	25.167	20.843	293.4	35	1'42.645	32.349	22.152	26.699	21.445	288.7
16	1'33.725	25.789	20.695	25.850	21.391	293.4	36	1'33.159	26.141	20.801	25.256	20.961	291.8
17	1'31.899	25.766	20.579	24.882	20.672	295.8	37	1'32.918	25.954	20.698	25.308	20.958	291.1
18	1'31.741	25.723	20.453	24.940	20.625	295.0	38	1'33.114	26.145	20.615	25.194	21.160	290.3
19	1'36.236 P	27.392	21.347	26.033	21.464	287.2	39	1'32.549	25.854	20.636	25.197	20.862	291.8
20	1'44.664	35.116	22.087	26.094	21.367	289.5	40	1'32.302	25.998	20.575	25.042	20.687	291.8
21	1'33.260	26.406	20.870	25.171	20.813	295.8	41	1'31.956	25.800	20.519	25.026	20.611	292.6
22	1'32.828	25.920	20.691	25.408	20.809	295.0	7th 89 Jorge MARTIN Prima Pramac Racing SPA						
23	1'32.151	25.857	20.553	24.975	20.766	296.7	Runs=8 Total laps=43 Full laps=27						
24	1'34.858	27.852	20.961	25.210	20.835	295.0	1	1:05'11.658	36.901	24.838	27.479	22.053	288.7
25	1'36.595	28.873	21.233	25.296	21.193	296.7	2	1'35.251	27.066	21.139	25.849	21.197	292.6
26	1'31.919	25.810	20.522	24.927	20.660	296.7	3	1'33.764	26.380	20.844	25.532	21.008	295.0
27	1'35.070 P	26.507	21.344	25.502	21.717	295.0	4	1'33.219	26.182	20.729	25.458	20.850	294.2
28	1'46.067	36.513	22.406	25.866	21.282	291.1	5	1'32.485 *	25.90*	20.600	25.199	20.786	295.0
29	1'32.567	25.935	20.762	25.050	20.820	292.6	6	1'32.775	26.134	20.652	25.257	20.732	296.7
30	1'32.338	25.735	20.676	25.067	20.860	292.6	7	1'47.156 P	29.77*	24.608	27.277	25.492	281.9
31	1'32.035	25.720	20.646	24.966	20.703	292.6	8	1'46.176	37.300	21.664	25.806	21.406	295.0
32	1'32.064	25.786	20.535	25.032	20.711	292.6	9	1'33.430	26.463	20.622	25.505	20.840	291.8
	PIT	27.759	21.294	29.125	21.407	230.2	10	1'32.700	26.025	20.646	25.348	20.681	294.2
6th 63 Francesco BAGNAI Ducati Lenovo Team ITA													
Runs=6 Total laps=41 Full laps=28													
1	1:08'34.085	36.535	22.788	26.900	22.081	291.8	11	1'32.465	25.986	20.596	25.258	20.625	293.4
2	1'35.101	26.937	21.238	25.620	21.306	293.4	12	1'32.400	26.001	20.486	25.188	20.725	294.2
3	1'33.837	26.344	20.977	25.531	20.985	295.0	13	1'42.710 P	28.98*	21.702	25.784	26.243	291.8
4	1'33.194 P	26.163	20.825	25.358	20.848	294.2	14	1'52.079	38.126	25.207	26.766	21.980	291.8
5	1'45.034	35.114	22.018	26.356	21.546	291.8	15	1'33.451	26.482	20.785	25.324	20.860	292.6
6	1'33.543	26.307	20.884	25.356	20.996	294.2	16	1'33.816	26.697	20.955	25.318	20.846	292.6
7	1'32.965	25.959	20.789	25.259	20.958	295.0	17	1'32.749	26.060	20.604	25.332	20.753	291.8
8	1'33.443 P	26.018	20.823	25.404	21.198	293.4	18	1'32.682	26.062	20.678	25.145	20.797	295.0
9	1'47.285	34.932	22.326	28.529	21.498	232.7	19	1'40.659 P	29.096	20.992	26.628	23.943	291.1
10	1'32.880	26.139	20.852	25.070	20.819	294.2	20	1'45.923	35.585	22.262	26.742	21.334	290.3
11	1'32.460	25.859	20.715	25.118	20.768	292.6	21	1'34.605	26.497	20.895	26.176	21.037	285.7
12	1'32.152	25.793	20.622	24.995	20.742	293.4	22	1'33.368	26.303	20.683	25.480	20.902	292.6
13	1'32.481	25.934	20.684	25.111	20.752	292.6	23	1'33.130	26.154	20.696	25.483	20.797	289.5
14	1'32.061	25.852	20.574	24.946	20.689	293.4	24	1'40.138 P	28.49*	21.847	27.274	22.527	289.5
15	1'40.373 P	29.10*	21.898	26.602	22.772	284.2	25	1'47.063	36.488	22.854	26.269	21.452	289.5
16	1'46.605	36.647	22.051	26.294	21.613	292.6	26	1'33.864	26.674	20.960	25.378	20.852	291.8
17	1'33.633	26.314	20.975	25.290	21.054	293.4	27	1'32.263	25.975	20.580	25.058	20.650	293.4
18	1'33.545	26.261	20.871	25.297	21.116	292.6	28	1'32.014	25.860	20.518	25.041	20.595	295.0
19	1'32.281	25.906	20.633	25.013	20.729	294.2	29	1'38.581 P	27.68*	21.787	26.537	22.571	288.7
20	1'31.970	25.801	20.546	25.004	20.619	293.4	30	1'48.003	36.570	23.835	26.349	21.249	291.8
21	1'31.871	25.737	20.590	24.876	20.668	294.2	31	1'32.834	26.161	20.682	25.148	20.843	294.2
22	1'37.015 P	29.18*	21.435	25.776	20.621	292.6	32	1'32.312	25.963	20.620	25.133	20.596	293.4
23	1'44.151	35.500	21.689	25.719	21.243	290.3	33	1'31.864	25.804	20.540	24.987	20.533	293.4
24	1'32.727	26.001	20.771	25.135	20.820	293.4	34	1'35.519	27.922	20.852	25.594	21.151	293.4
25	1'32.261	25.878	20.700	24.968	20.715	292.6	35	1'32.342	25.869	20.588	25.214	20.671	293.4
26	1'32.079	25.823	20.561	24.989	20.706	293.4	36	1'37.786 P	25.891	21.867	27.557	22.471	284.2
27	1'38.311	27.223	21.857	27.573	21.658	280.5	37	1'50.555	36.754	26.674	26.200	20.927	292.6
28	1'32.805 P	25.866	20.454	25.979	20.506	294.2	38	1'32.435	26.045	20.628	25.184	20.578	292.6
29	1'36.796	27.949	21.852	25.814	21.181	291.8	39	1'32.057	25.902	20.468	25.114	20.573	293.4
30	1'32.962	26.378	20.788	25.066	20.730	293.4	40	1'33.176	25.932	20.482	26.076	20.686	292.6
31	1'31.860	25.722	20.635	24.866	20.637	294.2	41	1'32.374	25.921	20.524	25.309	20.620	292.6
32	1'31.970	25.819	20.582	24.986	20.583	295.0	42	1'43.230 P	30.36*	22.347	27.534	22.985	288.0
33	1'31.808	25.763	20.566	24.844	20.635	295.8	unfinished 36.148 22.265 27.220 288.7						

Fastest Lap:	Aleix ESPARGARO	Aprilia Racing	SPA	1'31.531	25.628	20.495	24.862	20.546
---------------------	-----------------	----------------	-----	-----------------	--------	--------	--------	--------

These data/results cannot be reproduced, stored and/or transmitted in whole or in part by any manner of electronic, mechanical, photocopying, recording, broadcasting or otherwise now known or herein after developed without the previous express consent by the copyright owner, except for reproduction in daily press and regular printed publications on sale to the public within 60 days of the event related to those data/results and always provided that copyright symbol appears together as follows below.
© DORNA, 2022

Official MotoGP Timing by TISSOT
www.motogp.com



Day 1 Session 1

MotoGP

Lap	Lap Time	T1	T2	T3	T4	Speed	Lap	Lap Time	T1	T2	T3	T4	Speed	
8th	42	Alex RINS Team SUZUKI ECST SPA						2	1'33.882	26.352	20.919	25.540	21.071	292.6
		Runs=9	Total laps=49	Full laps=30			3	1'33.079	26.141	20.702	25.333	20.903	292.6	
1	55'32.318	30.952	22.935	26.925	22.124	286.4	4	1'32.606	26.026	20.605	25.188	20.787	292.6	
2	1'34.285	26.731	21.011	25.540	21.003	293.4	5	1'32.500	25.972	20.635	25.167	20.726	293.4	
3	1'33.328	26.098	20.877	25.458	20.895	292.6	6	1'42.243 P	31.01*	21.621	26.627	22.985	290.3	
4	1'33.458	26.167	20.859	25.546	20.886	288.0	7	1'45.839	35.570	22.363	26.440	21.466	288.7	
5	1'32.686	25.954	20.682	25.300	20.750	292.6	8	1'33.244	26.162	20.835	25.371	20.876	291.1	
6	1'43.276 P	28.52*	24.298	26.864	23.591	291.8	9	1'32.674	25.866	20.667	25.295	20.846	290.3	
7	1'40.366	31.462	21.725	26.031	21.148	291.1	10	1'32.346	25.792	20.689	25.144	20.721	291.8	
8	1'33.429	26.261	20.900	25.368	20.900	292.6	11	1'32.352	25.730	20.659	25.262	20.701	291.8	
9	1'33.226	26.219	20.862	25.270	20.875	292.6	12	1'41.740 *	29.68*	22.280	28.477	21.296	257.7	
10	1'32.402	25.922	20.677	25.138	20.665	291.8	13	1'41.855 P	27.867	21.538	26.678	25.772	291.1	
11	1'43.449 P	29.23*	24.339	27.046	22.832	285.7	14	1'45.213	36.042	21.840	26.130	21.201	288.0	
12	1'45.553	35.778	21.845	26.259	21.671	287.2	15	1'32.908	25.955	20.719	25.301	20.933	289.5	
13	1'33.197	26.185	20.810	25.393	20.809	291.8	16	1'32.804	25.737	20.748	25.387	20.932	291.1	
14	1'32.801	25.985	20.698	25.343	20.775	291.8	17	1'32.718	25.895	20.777	25.177	20.869	291.8	
15	1'32.711	25.988	20.686	25.302	20.735	292.6	18	1'32.422	25.806	20.680	25.177	20.759	292.6	
16	1'43.637 P	30.49*	23.309	27.723	22.107	274.1	19	1'46.262 P	30.88*	22.096	26.698	26.584	289.5	
17	1'54.812	33.488	33.553	26.273	21.498	287.2	20	1'47.555	37.832	22.412	25.966	21.345	288.0	
18	1'33.210	26.210	20.895	25.324	20.781	291.1	21	1'33.255	26.150	20.788	25.349	20.968	290.3	
19	1'32.915	26.103	20.714	25.311	20.787	293.4	22	1'32.851	25.877	20.781	25.198	20.995	292.6	
20	1'32.626	25.929	20.704	25.270	20.723	291.1	23	1'33.472	26.554	20.774	25.318	20.826	290.3	
21	1'45.821 P	32.41*	22.639	28.561	22.202	252.3	24	1'32.607	25.857	20.717	25.191	20.842	291.1	
22	1'48.523	38.977	22.007	26.231	21.308	289.5	25	1'32.668	25.845	20.829	25.195	20.799	289.5	
23	1'33.164	26.120	20.861	25.271	20.912	291.8	26	1'43.580 P	28.43*	22.141	26.805	26.199	288.0	
24	1'32.635	25.938	20.698	25.282	20.717	291.8	27	1'45.978	36.054	22.324	26.206	21.394	286.4	
25	1'32.817	25.966	20.746	25.352	20.753	292.6	28	1'32.839	25.957	20.852	25.233	20.797	288.0	
26	1'41.993 P	29.86*	22.019	26.523	23.590	286.4	29	1'32.080	25.662	20.623	25.088	20.707	288.0	
27	1'41.764	32.338	22.161	26.173	21.092	286.4	30	1'31.950	25.688	20.596	25.023	20.643	290.3	
28	1'32.189	25.912	20.565	25.115	20.597	292.6	31	1'34.515	27.315	20.917	25.408	20.875	291.8	
29	1'31.936	25.712	20.483	25.074	20.667	293.4	32	1'45.653 P	26.070	24.800	28.993	25.790	279.7	
30	1'45.299 P	31.31*	22.386	27.568	24.028	288.0	33	1'44.248	35.138	21.670	26.217	21.223	286.4	
31	1'41.976	32.804	21.901	25.987	21.284	289.5	34	1'33.148	26.011	20.868	25.425	20.844	288.0	
32	1'32.597	25.888	20.686	25.279	20.744	291.8	35	1'32.833	25.807	20.689	25.546	20.791	290.3	
33	1'35.213	25.872	20.552	27.659	21.130	282.7	36	1'39.312	27.096	24.095	26.237	21.884	288.0	
34	1'32.737	25.933	20.568	25.341	20.895	292.6	37	1'33.509	26.022	20.927	25.623	20.937	290.3	
35	1'43.503 P	31.50*	22.037	27.258	22.707	274.1	38	1'33.561	26.296	20.850	25.515	20.900	293.4	
36	1'39.695	31.430	21.563	25.720	20.982	291.1	10th 10 Luca MARINI Mooney VR46 Racing ITA							
37	1'32.981	25.981	20.683	25.490	20.827	291.1			Runs=6	Total laps=28	Full laps=16			
38	1'32.862	26.022	20.669	25.334	20.837	291.1	1	1:22'03.117	38.108	23.165	27.902	22.353	273.4	
39	1'32.894	25.908	20.660	25.582	20.744	291.1	2	1'38.692	27.859	22.386	26.624	21.823	288.7	
40	1'42.594 P	26.348	24.011	27.432	24.803	272.7	3	1'34.246	26.351	21.099	25.435	21.361	291.8	
41	1'44.756	34.577	23.675	25.668	20.836	291.1	4	1'38.673 P	28.231	21.843	26.613	21.986	288.7	
42	1'32.817	25.883	20.909	25.351	20.674	290.3	5	1'43.774	34.059	22.376	25.897	21.442	291.8	
43	1'37.157	26.322	24.158	25.749	20.928	289.5	6	1'33.197	26.319	21.008	24.954	20.916	292.6	
44	1'32.743	25.832	20.659	25.227	21.025	288.7	7	1'32.591	25.892	20.841	25.003	20.855	293.4	
45	1'32.448	25.802	20.640	25.313	20.693	288.7	8	1'32.118	25.824	20.733	24.841	20.720	292.6	
46	1'51.734 P	30.95*	27.204	31.586	21.992	198.1	9	1'38.956 P	30.20*	21.299	25.819	21.632	291.8	
47	1'36.041	26.771	21.621	26.125	21.524	289.5	10	1'45.739	34.255	22.421	27.784	21.279	270.6	
48	1'34.316	26.373	21.224	25.654	21.065	288.0	11	1'33.245	26.201	21.001	25.096	20.947	291.1	
49	1'33.666	26.224	20.756	25.655	21.031	288.0	12	1'32.613	25.820	20.917	25.047	20.829	291.1	
9th 49 Fabio DI GIANNANT Gresini Racing MotoG ITA							13	1'32.374	25.827	20.775	24.913	20.859	292.6	
		Runs=5	Total laps=38	Full laps=26			14	1'37.291 P	25.876	21.558	26.956	22.901	280.5	
1	1:06'48.650	35.569	24.272	26.439	21.723	290.3	15	1'44.689	34.806	22.276	26.151	21.456	289.5	
							16	1'33.055	26.014	20.964	25.115	20.962	291.8	

Fastest Lap: Aleix ESPARGARO Aprilia Racing SPA **1'31.531** 25.628 20.495 24.862 20.546

These data/results cannot be reproduced, stored and/or transmitted in whole or in part by any manner of electronic, mechanical, photocopying, recording, broadcasting or otherwise now known or herein after developed without the previous express consent by the copyright owner, except for reproduction in daily press and regular printed publications on sale to the public within 60 days of the event related to those data/results and always provided that copyright symbol appears together as follows below.
© DORNA, 2022

Official MotoGP Timing by TISSOT
www.motogp.com



Day 1 Session 1

MotoGP

Lap	Lap Time	T1	T2	T3	T4	Speed	Lap	Lap Time	T1	T2	T3	T4	Speed
17	1'32.265	25.907	20.697	24.927	20.734	292.6	42	1'33.483	26.112	20.948	25.261	21.162	292.6
18	1'32.169	25.739	20.680	25.089	20.661	291.1	43	1'32.863	26.015	20.969	25.110	20.769	291.1
19	1'37.270 P	28.24*	21.935	26.218	20.876	285.7	44	1'32.392	25.947	20.661	25.034	20.750	293.4
20	1'46.803	35.444	22.715	26.730	21.914	286.4	45	1'32.302	25.919	20.654	24.959	20.770	294.2
21	1'34.094	26.262	21.257	25.350	21.225	290.3	12th 21 Franco MORBIDELL Monster Energy Yama ITA						
22	1'33.566	26.004	21.017	25.152	21.393	290.3	Runs=7 Total laps=45 Full laps=30						
23	1'32.506	26.039	20.726	24.978	20.763	291.1	1	57'42.437	37.216	22.874	26.975	22.076	284.9
24	1'40.311 P	28.67*	22.567	26.965	22.108	281.2	2	1'35.258	26.734	21.387	25.876	21.261	288.7
25	1'43.785	33.768	21.868	26.030	22.119	288.7	3	1'34.129	26.320	21.159	25.517	21.133	290.3
26	1'32.586	25.940	20.825	24.970	20.851	290.3	4	1'33.907	26.365	21.028	25.567	20.947	288.7
27	1'32.037	25.669	20.719	24.954	20.695	291.8	5	1'32.943	25.932	20.848	25.275	20.888	291.1
PIT		29.909	21.500	25.999	21.681	284.9	6	1'46.943 P	28.228	27.635	27.178	23.902	269.3
11th 72 Marco BEZZECCHI Mooney VR46 Racing ITA													
Runs=6 Total laps=45 Full laps=30													
1	1:03'43.749	37.575	25.964	30.171	26.405	266.6	7	1'48.269	37.252	23.343	26.273	21.401	291.1
2	1'54.463 P	31.955	24.245	33.411	24.852	170.6	8	1'33.277	26.091	21.014	25.296	20.876	290.3
3	1'45.523	34.623	22.517	26.454	21.929	292.6	9	1'32.674	25.857	20.865	25.154	20.798	290.3
4	1'34.356	26.935	21.002	25.362	21.057	295.0	10	1'32.461	25.818	20.739	25.106	20.798	290.3
5	1'33.459	26.244	20.770	25.426	21.019	293.4	11	1'32.593	25.797	20.817	25.204	20.775	288.7
6	1'33.181	26.189	20.980	25.142	20.870	294.2	12	1'32.487	25.795	20.742	25.183	20.767	290.3
7	1'32.752	26.027	20.627	25.188	20.910	293.4	13	1'47.074 P	31.78*	22.256	28.440	24.592	257.7
8	1'32.593	25.995	20.695	25.098	20.805	295.0	14	1'47.300	37.501	22.123	26.402	21.274	284.9
9	1'43.079 P	28.05*	21.536	29.763	23.725	212.5	15	1'33.396	26.129	20.992	25.304	20.971	288.0
10	1'47.595	34.364	23.878	27.551	21.802	288.0	16	1'32.771	25.899	20.848	25.232	20.792	288.7
11	1'33.376	26.455	20.885	25.142	20.894	295.8	17	1'32.481	25.828	20.800	25.110	20.743	289.5
12	1'33.170	25.970	20.805	25.542	20.853	297.5	18	1'33.550	26.450	20.991	25.320	20.789	288.0
13	1'37.012 *	29.27*	20.716	25.422	21.601	295.8	19	1'33.627	25.734	20.691	26.121	21.081	289.5
14	1'32.491	25.978	20.547	25.045	20.921	295.0	20	1'32.265	25.743	20.687	25.076	20.759	290.3
15	1'33.422 *	26.65*	20.777	25.165	20.822	295.0	21	1'46.332 P	31.89*	24.957	26.938	22.543	284.2
16	1'32.569	26.059	20.582	25.009	20.919	295.8	22	1'45.765	36.505	22.063	25.984	21.213	287.2
17	1'32.708	26.033	20.594	25.175	20.906	295.0	23	1'32.980	25.992	20.843	25.312	20.833	289.5
18	1'44.980 P	30.03*	21.796	29.206	23.939	244.8	24	1'32.680	25.943	20.801	25.200	20.736	290.3
19	1'50.514	36.543	23.440	29.081	21.450	290.3	25	1'32.431	25.852	20.702	25.136	20.741	290.3
20	1'32.962	26.193	20.786	25.099	20.884	295.0	26	1'43.689 *	30.97*	23.314	27.878	21.524	260.2
21	1'32.666	26.214	20.574	25.054	20.824	295.0	27	1'34.667 P	25.779	20.712	25.195	22.981	291.8
22	1'32.055	25.801	20.556	24.949	20.749	295.0	28	1'46.518	36.838	22.368	25.902	21.410	288.7
23	1'32.437	26.011	20.573	24.983	20.870	295.0	29	1'33.123	26.054	20.907	25.297	20.865	288.7
24	1'32.411	25.780	20.716	25.105	20.810	293.4	30	1'32.477	25.806	20.771	25.177	20.723	288.0
25	1'43.995 P	30.32*	22.501	28.509	22.657	196.7	31	1'32.069	25.707	20.632	25.068	20.662	289.5
26	1'52.311	39.405	21.964	28.731	22.211	269.3	32	1'49.137 P	30.32*	23.000	31.507	24.309	159.2
27	1'33.598	26.155	21.198	25.336	20.909	292.6	33	1'44.641	35.811	21.951	25.691	21.188	287.2
28	1'33.237	26.027	20.684	25.102	21.424	291.8	34	1'33.081	26.030	20.952	25.259	20.840	288.7
29	1'32.599	25.988	20.687	25.056	20.868	294.2	35	1'34.077	25.949	20.731	26.380	21.017	288.0
30	1'37.447	26.556	24.573	25.446	20.872	292.6	36	1'32.641	26.034	20.783	25.137	20.687	288.0
31	1'32.604	25.821	20.842	25.007	20.934	294.2	37	1'32.339	25.858	20.712	25.085	20.684	288.7
32	1'47.323 P	26.73*	28.309	28.154	24.130	285.7	38	1'32.139	25.708	20.657	25.072	20.702	288.0
33	1'47.836	35.707	23.209	26.671	22.249	288.0	39	1'47.859 P	30.300	23.919	29.362	24.278	251.7
34	1'34.801	26.341	21.668	25.747	21.045	293.4	40	1'46.841	35.733	22.464	26.998	21.646	277.6
35	1'32.709	26.019	20.686	25.123	20.881	293.4	41	1'33.883	26.238	21.063	25.556	21.026	287.2
36	1'32.337	25.868	20.659	25.051	20.759	295.0	42	1'32.975	25.927	20.903	25.362	20.783	288.0
37	1'32.418	25.938	20.643	25.101	20.736	295.0	43	1'32.896	25.826	20.794	25.478	20.798	288.0
38	1'32.912	26.180	20.743	25.158	20.831	294.2	44	1'34.433	25.955	20.780	25.880	21.818	273.4
39	1'32.167	25.810	20.606	24.997	20.754	295.0	PIT 26.076 20.956 26.525 26.828 286.4						
40	1'40.738 P	29.14*	22.172	26.656	22.767	282.7	13th 33 Brad BINDER Red Bull KTM Factory RSA						
41	1'48.217	38.572	22.022	26.351	21.272	286.4	Runs=7 Total laps=37 Full laps=21						
							1	35'37.610	39.711	23.674	27.492	22.061	284.9

Fastest Lap:	Aleix ESPARGARO	Aprilia Racing	SPA	1'31.531	25.628	20.495	24.862	20.546
---------------------	-----------------	----------------	-----	-----------------	--------	--------	--------	--------

These data/results cannot be reproduced, stored and/or transmitted in whole or in part by any manner of electronic, mechanical, photocopying, recording, broadcasting or otherwise now known or herein after developed without the previous express consent by the copyright owner, except for reproduction in daily press and regular printed publications on sale to the public within 60 days of the event related to those data/results and always provided that copyright symbol appears together as follows below.
© DORNA, 2022

Official MotoGP Timing by TISSOT
www.motogp.com



Day 1 Session 1

MotoGP

Lap	Lap Time	T1	T2	T3	T4	Speed	Lap	Lap Time	T1	T2	T3	T4	Speed	
38	1'32.380	25.975	20.584	25.228	20.593	291.8	17th 93 Marc MARQUEZ Repsol Honda Team SPA							
39	1'32.381	25.952	20.578	25.196	20.655	291.1	Runs=7 Total laps=40 Full laps=25							
40	1'45.399 *	34.27*	24.094	26.101	20.928	285.7	1	47'25.597	32.292	24.807	28.520	22.814	282.7	
41	1'32.225	25.927	20.643	25.096	20.559	291.8	2	1'38.733	27.666	21.924	27.188	21.955	286.4	
42	1'54.502 P	37.63*	22.624	30.660	23.583	213.4	3	1'35.987	26.877	21.237	26.437	21.436	291.1	
43	1'45.361	34.375	22.157	27.120	21.709	287.2	4	1'34.762	26.596	20.993	26.089	21.084	289.5	
44	1'33.005	26.256	20.660	25.284	20.805	289.5	5	1'35.505	27.809	21.033	25.589	21.074	294.2	
45	1'33.651	25.951	20.677	25.928	21.095	288.7	6	1'33.561	26.351	20.924	25.523	20.763	294.2	
46	1'32.271	25.922	20.633	25.180	20.536	291.1	7	1'37.711 P	26.436	20.969	26.915	23.391	284.9	
16th 88 Miguel OLIVEIRA Red Bull KTM Factory POR							8	1'42.701	30.802	22.455	27.345	22.099	284.2	
Runs=6 Total laps=44 Full laps=30							9	1'40.544	27.958	21.330	27.766	23.490	281.2	
1	56'10.102	36.905	23.676	27.868	22.775	287.2	10	1'35.724	26.512	21.517	26.255	21.440	285.7	
2	1'35.582	27.258	21.471	25.661	21.192	295.8	11	1'33.433	26.334	20.750	25.555	20.794	290.3	
3	1'33.455	26.217	20.973	25.454	20.811	295.8	12	1'32.848	26.031	20.575	25.494	20.748	291.1	
4	1'32.678	25.949	20.705	25.347	20.677	298.3	13	1'40.904 P	29.07*	23.174	27.370	21.282	279.7	
5	1'37.965 *	29.15*	21.587	25.995	21.230	292.6	14	1'42.303	30.875	22.706	26.723	21.999	287.2	
6	1'32.615	26.064	20.679	25.290	20.582	295.8	15	1'35.974	27.130	21.284	26.289	21.271	287.2	
7	1'37.645 P	27.598	21.601	26.424	22.022	287.2	16	1'34.322	26.410	21.058	25.763	21.091	289.5	
8	1'46.036	35.060	22.381	26.781	21.814	282.7	17	1'38.689 *	29.07*	21.716	26.341	21.557	287.2	
9	1'33.692	26.431	20.923	25.523	20.815	294.2	18	1'33.484	26.175	20.835	25.628	20.846	288.7	
10	1'32.904	26.060	20.654	25.500	20.690	293.4	19	1'42.761 P	30.24*	24.005	27.519	20.989	279.0	
11	1'33.256	26.286	20.687	25.591	20.692	293.4	20	1'49.113	33.716	23.090	30.255	22.052	223.6	
12	1'32.924	26.091	20.566	25.555	20.712	292.6	21	1'35.694	26.942	21.341	26.053	21.358	291.1	
13	1'37.138 P	27.29*	21.248	26.273	22.318	288.7	22	1'35.375	26.540	20.994	26.364	21.477	288.7	
14	1'50.525	37.021	24.884	26.961	21.659	288.7	23	1'34.248	26.182	20.821	25.974	21.271	290.3	
15	1'34.256	26.572	21.134	25.596	20.954	293.4	24	1'38.782 P	28.923	21.954	26.996	20.909	280.5	
16	1'33.406	26.100	20.898	25.586	20.822	291.8	25	1'40.756	30.602	21.943	26.295	21.916	288.0	
17	1'38.977	27.657	21.319	26.218	23.783	290.3	26	1'34.460	26.471	21.179	25.706	21.104	289.5	
18	1'33.478	26.258	20.820	25.527	20.873	293.4	27	1'33.795	25.990	20.762	25.518	21.525	290.3	
19	1'32.912	26.056	20.726	25.478	20.652	294.2	28	1'32.395	25.893	20.593	25.294	20.615	289.5	
20	1'41.335 P	29.19*	21.813	28.459	21.869	203.3	29	1'45.876 P	28.112	27.609	28.805	21.350	231.7	
21	1'47.854	36.775	21.713	28.170	21.196	284.2	30	1'42.770	32.986	22.325	26.103	21.356	290.3	
22	1'33.297	26.304	20.868	25.416	20.709	294.2	31	1'34.441	26.686	21.408	25.401	20.946	291.8	
23	1'32.575	25.963	20.582	25.414	20.616	293.4	32	1'32.909	26.027	20.693	25.304	20.885	292.6	
24	1'32.389	25.915	20.630	25.315	20.529	295.0	33	1'32.556	25.979	20.709	25.264	20.604	291.8	
25	1'32.805	26.295	20.566	25.339	20.605	295.0	34	1'40.034 P	27.998	22.570	28.121	21.345	254.1	
26	1'32.881	25.983	20.680	25.534	20.684	291.8	35	1'43.226	30.205	23.755	26.947	22.319	284.2	
27	1'38.809 P	28.36*	21.529	26.544	22.372	277.6	36	1'38.547	26.589	24.789	26.238	20.931	291.8	
28	1'44.338	35.078	22.051	26.072	21.137	288.7	37	1'32.644	26.168	20.610	25.214	20.652	291.1	
29	1'33.081	26.277	20.754	25.367	20.683	292.6	38	1'35.594	25.900	20.636	27.444	21.614	283.4	
30	1'32.684	26.027	20.660	25.300	20.697	292.6	39	1'33.060	26.123	20.615	25.529	20.793	288.0	
31	1'32.355	25.857	20.600	25.377	20.521	291.1	PIT 31.032 26.075 28.128 21.992 278.3							
32	1'32.336	25.922	20.494	25.306	20.614	291.8	18th 25 Raul FERNANDEZ Tech3 KTM Factory R SPA							
33	1'40.399 P	29.09*	21.954	26.827	22.519	279.0	Runs=8 Total laps=49 Full laps=33							
34	1'47.517	36.840	22.390	26.676	21.611	287.2	1	1:00'05.209	38.341	23.772	27.510	22.424	288.0	
35	1'33.183	26.272	20.818	25.420	20.673	291.1	2	1'36.651	27.296	21.840	26.184	21.331	290.3	
36	1'32.716	25.962	20.689	25.418	20.647	291.1	3	1'33.924	26.297	21.002	25.512	21.113	290.3	
37	1'32.611	25.961	20.652	25.435	20.563	290.3	4	1'33.649	26.304	20.883	25.474	20.988	289.5	
38	1'32.468	25.968	20.581	25.322	20.597	292.6	5	1'33.156	26.048	20.800	25.318	20.990	290.3	
39	1'32.527	25.914	20.694	25.339	20.580	291.1	6	1'40.942 P	28.095	22.055	27.048	23.744	288.0	
40	1'37.602 P	28.07*	21.923	26.489	21.117	281.2	7	1'44.804	35.240	22.058	26.085	21.421	290.3	
41	1'43.677	34.441	21.755	26.251	21.230	288.0	8	1'33.620	26.367	20.930	25.361	20.962	291.1	
42	1'37.281	26.171	20.712	28.636	21.762	284.2	9	1'32.987	26.086	20.799	25.286	20.816	291.1	
43	1'33.328	26.225	20.777	25.621	20.705	289.5	10	1'32.732	25.986	20.595	25.252	20.899	291.8	
44	1'32.962	26.038	20.735	25.514	20.675	289.5								

Fastest Lap:	Aleix ESPARGARO	Aprilia Racing	SPA	1'31.531	25.628	20.495	24.862	20.546
---------------------	-----------------	----------------	-----	-----------------	--------	--------	--------	--------

These data/results cannot be reproduced, stored and/or transmitted in whole or in part by any manner of electronic, mechanical, photocopying, recording, broadcasting or otherwise now known or herein after developed without the previous express consent by the copyright owner, except for reproduction in daily press and regular printed publications on sale to the public within 60 days of the event related to those data/results and always provided that copyright symbol appears together as follows below.
© DORNA, 2022



Day 1 Session 1

MotoGP

Lap	Lap Time	T1	T2	T3	T4	Speed	Lap	Lap Time	T1	T2	T3	T4	Speed
11	1'33.143	26.036	20.719	25.406	20.982	291.8	15	1'33.027	25.982	20.858	25.303	20.884	291.1
12	1'39.544 P	28.004	22.593	27.029	21.918	286.4	16	1'35.544 P	27.779	21.327	26.306	20.132	285.7
13	1'46.671	35.058	22.534	27.484	21.595	280.5	17	1'52.038	36.308	22.947	31.155	21.628	155.8
14	1'33.721	26.419	21.094	25.247	20.961	291.8	18	1'33.955	26.483	21.042	25.443	20.987	291.1
15	1'33.017	26.122	20.790	25.217	20.888	292.6	19	1'33.042	25.961	20.859	25.356	20.866	291.1
16	1'33.296	26.009	20.801	25.433	21.053	289.5	20	1'32.923	26.074	20.723	25.247	20.879	291.8
17	1'33.090	26.192	20.725	25.293	20.880	291.1	21	1'36.798 P	29.21*	21.207	25.998	20.379	292.6
18	1'39.870 P	28.17*	22.230	26.726	22.735	286.4	22	1'45.918	34.872	23.500	26.169	21.377	288.7
19	1'47.328	36.644	22.791	26.480	21.413	289.5	23	1'33.674	26.252	20.872	25.647	20.903	291.1
20	1'33.657	26.475	20.898	25.375	20.909	290.3	24	1'32.868	26.012	20.778	25.246	20.832	291.8
21	1'32.953	26.122	20.802	25.204	20.825	291.8	25	1'34.123 P	26.267	20.937	26.008	20.911	290.3
22	1'33.154	26.198	20.744	25.287	20.925	291.1	26	1'44.623	35.769	21.758	25.929	21.167	289.5
23	1'33.049	26.127	20.655	25.344	20.923	289.5	27	1'33.064	25.981	20.868	25.300	20.915	290.3
24	1'35.924 P	27.06*	21.761	26.643	20.459	288.0	28	1'32.476	25.837	20.653	25.166	20.820	291.8
25	1'45.662	35.685	22.145	26.631	21.201	288.7	29	1'32.861	25.926	20.645	25.425	20.865	290.3
26	1'33.435	26.225	20.874	25.491	20.845	290.3	30	1'40.769 P	28.25*	22.739	27.270	22.503	278.3
27	1'33.119	26.088	20.777	25.398	20.856	290.3	31	1'47.396	37.597	22.013	26.353	21.433	288.7
28	1'32.834	26.099	20.657	25.311	20.767	291.1	32	1'33.475	26.241	20.896	25.359	20.979	289.5
29	1'32.772	25.982	20.700	25.221	20.869	290.3	33	1'32.879	26.056	20.736	25.281	20.806	290.3
30	1'44.911 P	29.57*	22.140	30.158	23.043	287.2	34	1'32.720	25.877	20.761	25.284	20.798	289.5
31	1'44.173	34.806	22.144	25.981	21.242	287.2	35	1'36.252 P	27.65*	21.294	26.168	21.134	283.4
32	1'33.191	26.156	20.891	25.240	20.904	291.1	36	1'44.657	34.811	21.979	26.441	21.426	285.7
33	1'34.904	25.927	20.666	27.133	21.178	280.5	37	1'33.629	26.322	20.940	25.427	20.940	287.2
34	1'32.537	25.941	20.611	25.253	20.732	290.3	38	1'32.936	25.902	20.871	25.351	20.812	288.7
35	1'36.067	27.701	21.475	25.900	20.991	288.0	39	1'32.517	25.806	20.704	25.268	20.739	290.3
36	1'32.509	25.870	20.614	25.087	20.938	291.1	40	1'39.088 P	28.11*	22.055	27.337	21.578	272.7
37	1'39.341 P	29.67*	21.171	26.504	21.988	288.7	41	1'38.324	29.125	21.705	26.137	21.357	287.2
38	1'52.697	35.708	22.439	33.066	21.484	207.6	42	1'33.417	26.245	20.896	25.364	20.912	288.0
39	1'33.513	26.502	20.820	25.311	20.880	290.3	43	1'32.792	25.927	20.682	25.310	20.873	289.5
40	1'32.848	25.864	20.848	25.293	20.843	288.7	44	1'32.744	25.912	20.680	25.341	20.811	288.7
41	1'32.618	25.914	20.839	25.148	20.717	290.3	45	1'36.494 P	27.56*	22.063	26.789	20.077	271.3
42	1'32.755	26.006	20.725	25.201	20.823	290.3	46	1'43.840	34.761	21.665	26.127	21.287	286.4
43	1'38.283 P	28.58*	21.574	26.681	21.440	288.7	47	1'34.725	26.279	21.199	25.663	21.584	286.4
44	1'44.711	34.844	22.021	26.437	21.409	288.0	48	1'32.967	25.857	20.807	25.411	20.892	288.0
45	1'33.271	26.137	20.913	25.281	20.940	289.5	49	1'32.763	25.913	20.667	25.313	20.870	288.7
46	1'32.974	26.057	20.881	25.240	20.796	291.8		PIT	27.187	21.838	26.682	20.595	283.4
47	1'32.398	25.917	20.610	25.094	20.777	290.3							
48	1'32.547	25.838	20.651	25.305	20.753	291.8							
	PIT	28.177	21.912	26.168	20.057	288.7							

19th	73	Alex MARQUEZ	LCR Honda CASTRO	SPA		
		Runs=10	Total laps=50	Full laps=30		
1	43'13.009	35.796	23.292	27.548	22.414	284.9
2	1'36.245	27.195	21.487	26.193	21.370	288.0
3	1'34.170	26.344	20.945	25.664	21.217	291.1
4	1'34.008	26.377	20.940	25.581	21.110	291.8
5	1'33.723	26.290	20.861	25.481	21.091	293.4
6	1'37.057 P	27.960	21.610	27.048	20.439	283.4
7	1'48.077	36.595	22.903	26.830	21.749	288.7
8	1'34.402	26.712	21.064	25.635	20.991	292.6
9	1'33.872	26.752	20.828	25.401	20.891	292.6
10	1'32.959	26.015	20.782	25.313	20.849	294.2
11	1'34.780 P	27.657	21.088	25.554	20.481	291.8
12	1'45.691	35.173	22.135	26.548	21.835	286.4
13	1'34.013	26.382	20.954	25.584	21.093	290.3
14	1'33.388	26.043	20.917	25.409	21.019	290.3

20th	30	Takaaki NAKAGAMI	LCR Honda IDEMITS	JPN		
		Runs=7	Total laps=40	Full laps=26		
1	1:07'14.549	43.014	27.391	28.341	23.025	281.2
2	1'40.401 P	30.799	22.224	26.648	20.730	284.9
3	1'53.092	37.295	23.826	29.540	22.431	243.7
4	1'36.346	27.059	21.632	26.122	21.533	289.5
5	1'34.642	26.769	20.959	25.782	21.132	289.5
6	1'34.104	26.342	21.032	25.686	21.044	288.0
7	1'41.121	27.180	21.785	29.869	22.287	222.2
8	1'39.935	27.480	21.734	26.928	23.793	276.9
9	1'36.859	27.053	21.701	26.311	21.794	285.7
10	1'38.653	27.428	22.308	26.802	22.115	286.4
11	1'37.844	27.582	21.845	26.614	21.803	287.2
12	1'37.847	27.349	22.003	26.520	21.975	288.7
13	1'36.459 P	27.090	21.607	26.289	21.473	284.2
14	1'53.183	37.349	26.062	27.302	22.470	285.7
15	1'41.088	31.817	21.923	26.030	21.318	288.7
16	1'33.970	26.318	21.014	25.644	20.994	289.5
17	1'33.458	26.200	20.849	25.463	20.946	290.3

Fastest Lap: Aleix ESPARGARO Aprilia Racing SPA **1'31.531** 25.628 20.495 24.862 20.546

These data/results cannot be reproduced, stored and/or transmitted in whole or in part by any manner of electronic, mechanical, photocopying, recording, broadcasting or otherwise now known or herein after developed without the previous express consent by the copyright owner, except for reproduction in daily press and regular printed publications on sale to the public within 60 days of the event related to those data/results and always provided that copyright symbol appears together as follows below.
© DORNA, 2022

Official MotoGP Timing by TISSOT
www.motogp.com



Day 1 Session 1

MotoGP

Lap	Lap Time		T1	T2	T3	T4	Speed	Lap	Lap Time	T1	T2	T3	T4	Speed	
18	1'37.993	P	27.708	21.752	27.003	21.530	277.6	31	1'33.065	26.174	20.583	25.419	20.889	291.1	
19	2'07.445		40.209	26.764	37.399	23.073	108.2	32	1'33.301	26.210	20.797	25.470	20.824	289.5	
20	1'36.726		27.664	21.649	26.081	21.332	289.5	22nd 6 Stefan BRADL Honda Test Team GER							
21	1'33.319		26.185	20.785	25.438	20.911	290.3	Runs=7 Total laps=45 Full laps=29							
22	1'32.951		26.043	20.747	25.323	20.838	289.5	1	28'04.577	37.576	23.421	28.112	22.745	280.5	
23	1'32.740		25.994	20.753	25.200	20.793	290.3	2	1'38.034	28.163	21.582	26.536	21.753	288.7	
24	1'35.735	P	27.63*	20.963	25.961	21.180	284.2	3	1'35.525	27.093	21.224	25.935	21.273	291.8	
25	1'50.582		38.513	23.522	26.777	21.770	287.2	4	1'34.504	26.634	20.970	25.733	21.167	292.6	
26	1'35.088		27.344	21.151	25.652	20.941	287.2	5	1'34.021	26.476	20.895	25.599	21.051	292.6	
27	1'32.996		26.167	20.749	25.329	20.751	289.5	6	1'33.839	26.385	20.848	25.610	20.996	291.8	
28	1'32.885		26.086	20.738	25.371	20.690	289.5	7	1'40.581	P	28.15*	22.009	27.687	22.726	284.9
29	1'32.512		25.910	20.682	25.174	20.746	289.5	8	1'55.021	40.225	27.123	26.249	21.424	291.1	
30	1'36.546	P	27.792	21.675	26.312	20.767	281.9	9	1'34.343	26.711	21.030	25.558	21.044	291.1	
31	1'55.805		39.617	26.555	27.586	22.047	284.2	10	1'33.682	26.398	20.961	25.362	20.961	290.3	
32	1'34.920		27.002	21.307	25.627	20.984	288.7	11	1'33.363	26.298	20.756	25.462	20.847	291.1	
33	1'33.306		26.233	20.709	25.468	20.896	290.3	12	1'33.646	26.267	20.831	25.510	21.038	290.3	
34	1'32.826		26.115	20.690	25.275	20.746	289.5	13	1'46.772	P	30.52*	22.905	29.802	23.536	228.8
35	1'35.814	P	26.563	20.586	27.009	21.656	291.1	14	1'46.832	35.070	22.104	26.899	22.759	290.3	
36	1'46.934		36.511	22.750	26.295	21.378	284.9	15	1'39.648	*	30.79*	21.616	25.960	21.278	289.5
37	1'33.336		26.254	20.770	25.488	20.824	286.4	16	1'34.305	26.453	20.925	25.749	21.178	289.5	
38	1'32.958		26.145	20.695	25.301	20.817	288.0	17	1'34.086	26.464	20.890	25.708	21.024	289.5	
39	1'32.802		26.050	20.651	25.325	20.776	287.2	18	1'33.918	26.378	20.992	25.605	20.943	289.5	
	PIT		28.184	21.955	27.269	23.225	266.6	19	1'44.637	P	32.03*	22.415	27.805	22.382	272.7
21st 51 Michele PIRRO			Aruba.it Racing				ITA		20	1'48.707	36.245	22.527	28.000	21.935	284.2
			Runs=5 Total laps=32 Full laps=20						21	1'35.246	27.061	21.248	25.732	21.205	288.7
1	1:16'06.478		41.196	24.188	28.245	23.151	262.7	22	1'33.700	26.316	20.908	25.497	20.979	288.7	
2	1'52.042	P	27.901	22.164	31.146	30.831	231.7	23	1'33.369	26.234	20.827	25.393	20.915	290.3	
3	1'50.054		36.770	23.492	27.744	22.048	260.2	24	1'33.156	26.230	20.785	25.301	20.840	289.5	
4	1'34.818		26.938	21.016	25.788	21.076	291.8	25	1'37.008	P	27.09*	21.964	27.002	20.947	274.1
5	1'33.931		26.712	20.865	25.424	20.930	292.6	26	1'45.894	35.151	22.554	26.532	21.657	287.2	
6	1'33.391		26.401	20.720	25.407	20.863	293.4	27	1'34.181	26.519	21.090	25.536	21.036	288.7	
7	1'48.635	P	28.273	25.560	29.887	24.915	224.5	28	1'32.942	26.028	20.775	25.177	20.962	289.5	
8	1'45.305		35.095	21.923	26.813	21.474	284.2	29	1'32.966	26.035	20.793	25.238	20.900	290.3	
9	1'34.087		26.746	20.834	25.590	20.917	291.8	30	1'32.634	25.920	20.788	25.203	20.723	290.3	
10	1'33.330		26.383	20.770	25.450	20.727	292.6	31	1'38.998	P	28.87*	21.977	26.571	21.572	281.2
11	1'33.178		26.275	20.732	25.346	20.825	291.8	32	1'38.679	29.825	21.989	25.759	21.106	289.5	
12	1'33.033		26.214	20.629	25.461	20.729	291.8	33	1'33.482	26.230	21.057	25.321	20.874	288.7	
13	1'32.922		26.206	20.703	25.249	20.764	292.6	34	1'32.784	26.077	20.769	25.154	20.784	288.7	
14	1'51.760	P	28.206	24.433	28.305	30.816	274.8	35	1'32.750	25.919	20.780	25.278	20.773	288.7	
15	1'47.530		35.111	22.133	27.106	23.180	281.2	36	1'32.650	25.994	20.858	25.132	20.666	288.7	
16	1'36.239	*	27.04*	22.277	26.078	20.840	290.3	37	1'43.281	P	30.15*	23.844	27.242	22.039	272.7
17	1'33.106		26.306	20.583	25.479	20.738	290.3	38	1'48.211	36.122	23.555	26.928	21.606	282.7	
18	1'32.562		26.038	20.509	25.279	20.736	291.1	39	1'34.532	26.804	21.048	25.655	21.025	286.4	
19	1'32.846		26.064	20.565	25.486	20.731	291.1	40	1'33.429	26.069	20.901	25.584	20.875	285.7	
20	1'32.903		26.170	20.695	25.237	20.801	292.6	41	1'33.104	25.955	20.806	25.404	20.939	287.2	
21	1'32.930		26.105	20.620	25.371	20.834	291.1	42	1'33.244	26.069	20.778	25.387	21.010	288.0	
22	1'47.531	P	29.232	25.426	27.588	25.285	258.9	43	1'43.116	*	29.50*	22.249	29.049	22.317	278.3
23	1'46.821		35.870	21.948	27.396	21.607	272.7	44	1'32.755	25.982	20.759	25.200	20.814	290.3	
24	1'34.995		26.762	20.919	26.255	21.059	290.3		PIT	29.146	21.928	26.273	21.805	287.2	
25	1'34.090		26.335	20.792	25.988	20.975	291.1	23rd 87 Remy GARDNER Tech3 KTM Factory R AUS							
26	1'33.173		26.220	20.654	25.516	20.783	291.8	Runs=8 Total laps=41 Full laps=24							
27	1'43.731	P	26.175	20.613	32.190	24.753	167.1	1	1:07'11.832	40.098	23.125	27.258	26.686	287.2	
28	1'45.879		35.914	22.049	26.568	21.348	284.2	2	1'35.176	26.637	21.365	25.777	21.397	288.0	
29	1'34.324		26.456	20.833	25.858	21.177	290.3	3	1'35.011	26.676	21.303	25.838	21.194	288.7	
30	1'33.300		26.266	20.677	25.422	20.935	291.1								

Fastest Lap: Aleix ESPARGARO Aprilia Racing SPA 1'31.531 25.628 20.495 24.862 20.546

These data/results cannot be reproduced, stored and/or transmitted in whole or in part by any manner of electronic, mechanical, photocopying, recording, broadcasting or otherwise now known or herein after developed without the previous express consent by the copyright owner, except for reproduction in daily press and regular printed publications on sale to the public within 60 days of the event related to those data/results and always provided that copyright symbol appears together as follows below.
© DORNA, 2022



Day 1 Session 1

MotoGP

Lap	Lap Time	T1	T2	T3	T4	Speed	Lap	Lap Time	T1	T2	T3	T4	Speed
4	1'34.256	26.463	21.100	25.670	21.023	288.7	16	1'33.976	26.284	20.928	25.752	21.012	288.7
5	1'33.743	26.227	21.122	25.405	20.989	289.5	17	1'34.106	26.359	20.895	25.862	20.990	288.0
6	1'48.443 P	31.31*	25.179	28.934	23.017	190.4	18	1'33.807	26.295	20.826	25.634	21.052	288.7
7	1'50.328	38.120	22.074	27.290	22.844	282.7	19	1'45.853 P	31.19*	24.206	26.987	23.469	284.2
8	1'34.305	26.594	21.170	25.522	21.019	288.7	20	1'53.409	43.658	22.571	26.111	21.069	291.1
9	1'33.595	26.195	21.008	25.459	20.933	288.7	21	1'33.595	26.200	20.986	25.449	20.960	289.5
10	1'33.307	26.120	20.928	25.396	20.863	288.7	22	1'33.546	26.218	20.982	25.501	20.845	290.3
11	1'48.066 P	32.93*	24.037	27.010	24.085	285.7	23	1'33.610	26.116	21.124	25.471	20.899	290.3
12	1'52.676	38.739	22.672	27.060	24.205	284.2	24	1'33.552	26.164	20.892	25.576	20.920	288.7
13	1'34.337	26.553	21.049	25.648	21.087	288.0	25	1'33.638	26.152	20.919	25.652	20.915	287.2
14	1'33.564	26.159	21.008	25.228	21.169	290.3	26	1'44.502 P	30.45*	22.469	27.009	24.566	279.0
15	1'33.110	25.965	20.884	25.389	20.872	289.5	27	1'55.893	40.278	25.527	28.230	21.858	284.2
16	1'43.988 P	30.38*	23.737	25.963	23.902	289.5	28	1'33.885	26.418	20.981	25.603	20.883	288.0
17	1'53.207	37.937	23.445	26.872	24.953	286.4	29	1'34.033	26.153	21.148	25.783	20.949	288.7
18	1'33.626	26.150	21.076	25.419	20.981	289.5	30	1'33.793	26.211	21.042	25.600	20.940	289.5
19	1'33.475	26.004	21.007	25.439	21.025	288.0	31	1'33.451	26.157	20.920	25.524	20.850	289.5
20	1'33.169	26.060	20.792	25.338	20.979	288.7	32	1'54.725 *	36.79*	29.114	27.444	21.373	285.7
21	1'49.873 P	31.812	23.348	28.286	26.427	272.7	33	1'33.015	26.160	20.893	25.267	20.695	293.4
22	1'52.804	40.499	22.607	28.113	21.585	276.2	34	1'32.820	26.053	20.747	25.300	20.720	292.6
23	1'34.401	26.419	21.229	25.679	21.074	287.2	35	1'37.963 P	26.489	21.216	26.953	23.305	287.2
24	1'33.668	26.131	21.030	25.536	20.971	288.0	36	1'48.603	37.462	22.300	27.195	21.646	281.9
25	1'33.610	26.114	20.921	25.490	21.085	288.7	37	1'34.934	26.756	21.303	25.867	21.008	288.7
26	1'47.243 P	33.97*	22.477	26.812	23.978	284.2	38	1'34.703	26.299	21.236	25.874	21.294	288.7
27	1'50.784	37.388	22.733	27.490	23.173	281.2	39	1'34.235	26.390	21.128	25.796	20.921	288.0
28	1'34.864	26.531	21.289	25.864	21.180	286.4	40	1'33.868	26.215	21.002	25.651	21.000	288.7
29	1'33.052	25.950	20.958	25.270	20.874	287.2	41	1'33.835	26.131	20.941	25.906	20.857	287.2
30	1'44.489 *	31.02*	22.635	29.541	21.290	184.3	42	1'39.704 P	29.35*	21.428	26.281	22.643	282.7
31	1'32.739	25.860	20.868	25.182	20.829	290.3	43	1'47.828	37.493	22.094	26.760	21.481	286.4
32	1'48.478 P	31.57*	22.647	30.895	23.364	208.8	44	1'34.275	26.512	21.111	25.681	20.971	288.7
33	1'50.478	39.226	22.365	26.816	22.071	287.2	45	1'33.897	26.198	21.024	25.745	20.930	288.0
34	1'33.696	26.282	21.031	25.377	21.006	291.1	46	1'34.095	26.227	20.906	25.949	21.013	288.7
35	1'33.000	25.938	20.918	25.308	20.836	291.1	47	1'33.877	26.474	20.844	25.682	20.877	288.7
36	1'45.500 P	30.85*	21.015	26.286	27.343	289.5	48	1'33.908	26.266	20.913	25.768	20.961	288.0
37	1'50.430	37.662	23.181	28.078	21.509	274.8	49	1'43.628 P	31.11*	21.538	26.538	24.442	286.4
38	1'33.960	26.164	21.161	25.618	21.017	287.2	50	1'46.734	36.094	22.213	26.994	21.433	284.2
39	2'10.042	26.159	20.918	57.193	25.772	182.7	51	1'34.462	26.405	21.172	25.895	20.990	288.7
40	1'34.220	26.475	21.083	25.722	20.940	286.4	52	1'33.698	26.060	20.959	25.729	20.950	286.4
	PIT	31.979	23.399	30.804	23.527	268.6	53	1'33.829	26.235	20.927	25.801	20.866	286.4
							54	1'34.065	26.158	20.906	25.976	21.025	288.7
							55	1'33.921	26.218	20.872	25.891	20.940	287.2
								PIT	32.528	22.886	27.237	23.822	280.5

24th 40 Darryn BINDER WithU Yamaha RNF RSA
Runs=8 Total laps=56 Full laps=39

1	29'28.251	37.160	23.148	27.599	22.058	285.7
2	1'36.340	27.117	21.434	26.506	21.283	289.5
3	1'35.018	26.673	21.127	26.049	21.169	289.5
4	1'34.887	26.558	21.141	26.078	21.110	289.5
5	1'34.621	26.657	21.018	25.852	21.094	291.8
6	1'40.281 P	27.720	21.703	26.729	24.129	284.9
7	1'46.338	35.758	22.419	26.713	21.448	287.2
8	1'35.038	26.543	21.334	25.988	21.173	288.7
9	1'34.503	26.464	21.096	25.839	21.104	288.7
10	1'34.814	26.628	21.127	26.042	21.017	289.5
11	1'34.378	26.447	21.045	25.819	21.067	288.7
12	1'39.437 P	27.435	21.563	26.750	23.689	282.7
13	1'50.225	38.225	23.314	27.048	21.638	276.2
14	1'34.283	26.467	21.145	25.667	21.004	288.7
15	1'34.068	26.249	20.941	25.864	21.014	290.3

25th 26 Dani PEDROSA KTM Test Team SPA
Runs=7 Total laps=37 Full laps=21

1	36'02.315	39.083	24.001	28.653	23.697	279.0
2	1'40.013 P	29.269	22.190	27.185	21.369	293.4
3	1'49.157	36.877	22.562	27.773	21.945	288.0
4	1'36.948 P	28.079	22.213	27.015	19.641	291.8
5	1'52.851	38.405	23.271	28.491	22.684	281.2
6	1'39.453 P	28.473	21.956	27.220	21.804	290.3
7	1'54.040	37.931	23.123	29.200	23.786	289.5
8	1'38.586	28.197	21.608	26.782	21.999	291.8
9	1'36.492	27.162	21.575	26.368	21.387	293.4
10	1'34.589	26.603	20.947	25.811	21.228	295.0
11	1'36.235	26.445	21.496	27.078	21.216	269.3
12	1'54.985 P	26.479	20.812	36.120	31.574	243.7

Fastest Lap: Aleix ESPARGARO Aprilia Racing SPA **1'31.531** 25.628 20.495 24.862 20.546

These data/results cannot be reproduced, stored and/or transmitted in whole or in part by any manner of electronic, mechanical, photocopying, recording, broadcasting or otherwise now known or herein after developed without the previous express consent by the copyright owner, except for reproduction in daily press and regular printed publications on sale to the public within 60 days of the event related to those data/results and always provided that copyright symbol appears together as follows below.
© DORNA, 2022

Official MotoGP Timing by TISSOT
www.motogp.com



Day 1 Session 1

MotoGP

Lap	Lap Time	T1	T2	T3	T4	Speed	Lap	Lap Time	T1	T2	T3	T4	Speed
13	1'58.400	39.230	25.485	30.705	22.980	255.9	29	1'35.609 P	27.97*	21.683	26.035	19.920	288.0
14	1'39.459	29.103	22.050	26.654	21.652	290.3	30	1'48.353	36.417	23.283	27.069	21.584	281.9
15	1'35.287	26.774	21.086	26.140	21.287	293.4	31	1'37.427	26.859	23.023	26.374	21.171	284.2
16	1'39.872 P	29.690	22.278	27.451	20.453	285.7	32	1'40.391 *	28.78*	23.958	26.380	21.266	284.9
17	1'48.631	36.912	22.420	27.279	22.020	287.2	33	1'34.048	26.254	21.048	25.646	21.100	288.0
18	1'36.392	27.711	21.111	26.269	21.301	291.1	34	1'34.125	26.377	21.034	25.630	21.084	288.0
19	1'34.461	26.502	20.988	25.806	21.165	294.2	35	1'48.998 P	31.245	22.843	33.930	20.980	148.7
20	1'43.004 *	34.22*	21.053	26.526	21.196	295.0	36	1'48.773	37.007	23.025	27.073	21.668	276.2
21	1'33.874	26.349	20.854	25.640	21.031	295.0	37	1'47.605	28.492	29.303	28.042	21.768	254.7
22	1'34.088	26.395	20.907	25.822	20.964	294.2	38	1'44.864 *	30.50*	26.743	26.352	21.263	287.2
23	1'33.502	26.226	20.818	25.701	20.757	293.4	39	1'35.145	26.360	20.966	26.320	21.499	284.9
24	1'43.792 P	31.90*	22.788	27.960	21.143	274.8	40	1'33.656	26.243	20.869	25.600	20.944	286.4
25	1'50.746	39.554	22.385	27.151	21.656	288.7		PIT	28.991	22.450	27.809	21.399	267.9
26	1'35.910	27.429	21.123	26.076	21.282	293.4	27th 77 Dominique AEGERT Team SUZUKI ECST SWI						
27	1'35.835	27.032	21.173	26.455	21.175	288.7	Runs=4 Total laps=34 Full laps=26						
28	1'34.552	26.098	21.071	26.404	20.979	292.6	1	1:00'32.945	35.310	24.237	28.961	23.238	275.5
29	1'33.706	26.158	20.777	25.768	21.003	291.1	2	1'41.686	28.977	22.867	27.446	22.396	280.5
30	1'33.421	26.196	20.645	25.646	20.934	291.8	3	1'39.517	28.236	22.221	26.957	22.103	281.2
31	1'41.419	28.831	22.428	29.268	20.892	203.3	4	1'37.800	27.708	21.711	26.550	21.831	285.7
32	1'33.039	26.116	20.696	25.428	20.799	295.0	5	1'37.717	27.720	21.651	26.510	21.836	286.4
33	1'42.091 P	30.862	22.263	27.898	21.068	275.5	6	1'36.829	27.288	21.535	26.307	21.699	284.9
34	1'50.895	37.026	22.448	27.459	23.962	288.7	7	1'36.611	27.497	21.386	26.128	21.600	290.3
35	1'37.990	27.171	22.989	26.366	21.464	291.8	8	1'36.714	27.627	21.521	25.992	21.574	289.5
36	1'34.851	26.679	21.027	26.015	21.130	291.8	9	1'35.980	27.162	21.205	25.923	21.690	290.3
37	1'42.216	30.605	21.288	28.760	21.563	211.3	10	1'44.521 P	27.581	22.180	30.222	24.538	256.5
26th 32 Lorenzo SAVADORI Aprilia Racing ITA							11	1'48.476	35.753	23.154	27.308	22.261	279.0
Runs=6 Total laps=41 Full laps=26							12	1'37.561	27.675	21.817	26.338	21.731	282.7
1	5'09.952	37.679	24.515	28.296	22.436	281.2	13	1'36.675	27.228	21.419	26.520	21.508	284.9
2	1'38.166	28.039	21.817	26.720	21.590	285.7	14	1'36.081	27.301	21.309	26.029	21.442	285.7
3	1'35.928	27.147	21.242	26.220	21.319	288.7	15	1'37.193	27.699	21.288	26.778	21.428	286.4
4	1'35.814	27.213	21.102	26.189	21.310	287.2	16	1'35.935	27.289	21.382	25.884	21.380	285.7
5	1'34.963	26.699	21.061	26.000	21.203	288.7	17	1'35.253	27.012	21.045	25.852	21.344	287.2
6	1'36.320	26.797	21.501	26.421	21.601	284.9	18	1'39.452 P	26.981	21.128	26.516	24.827	283.4
7	1'37.505	26.870	22.813	25.945	21.877	289.5	19	1'46.359	32.569	23.418	28.230	22.142	282.7
8	1'35.525	26.805	21.132	26.146	21.442	288.0	20	1'36.506	27.469	21.561	26.014	21.462	288.0
9	1'42.541 P	28.30*	23.442	28.370	22.421	265.3	21	1'35.245	26.971	21.229	25.815	21.230	285.7
10	1'47.443	36.111	22.883	26.920	21.529	286.4	22	1'34.660	26.745	21.064	25.675	21.176	287.2
11	1'37.231	26.959	22.660	26.350	21.262	285.7	23	1'34.745	26.641	20.883	25.948	21.273	288.0
12	1'34.520	26.536	21.126	25.807	21.051	286.4	24	1'35.174	26.766	21.414	25.799	21.195	284.2
13	1'35.237	26.377	21.489	26.054	21.317	287.2	25	1'34.638	26.598	20.897	25.845	21.298	288.7
14	1'34.978	26.591	21.131	25.866	21.390	288.7	26	1'42.842 P	30.122	21.536	26.659	24.525	283.4
15	1'34.763	26.534	21.083	25.889	21.257	288.7	27	1'48.669	34.828	24.266	27.381	22.194	276.2
16	1'35.168	26.755	21.142	26.051	21.220	287.2	28	1'36.300	27.133	21.364	26.387	21.416	282.7
17	1'35.915	26.773	21.434	26.238	21.470	287.2	29	1'34.782	26.816	21.093	25.720	21.153	286.4
18	1'44.024 P	30.73*	23.892	28.386	21.009	255.9	30	1'34.440	26.484	20.835	25.926	21.195	284.9
19	1'52.823	40.170	22.965	28.148	21.540	288.7	31	1'34.201	26.588	20.909	25.653	21.051	286.4
20	1'35.493	26.561	21.608	26.074	21.250	290.3	32	1'34.084	26.783	20.931	25.360	21.010	291.1
21	1'33.379	26.231	20.873	25.453	20.822	291.8	33	1'33.907	26.546	20.788	25.555	21.018	290.3
22	1'37.511 *	27.00*	22.192	26.701	21.617	282.7		PIT	28.065	21.998	27.128	23.151	279.7
23	1'35.287	26.540	21.600	25.864	21.283	286.4	28th 4 Andrea DOVIZIOSO WithU Yamaha RNF ITA						
24	1'40.586 P	29.327	23.085	27.231	20.943	268.6	Runs=8 Total laps=17 Full laps=1						
25	1'50.200	37.895	22.864	27.590	21.851	275.5	1	1:09'36.032	38.083	23.701	27.393	22.055	281.2
26	1'35.990	27.013	21.514	26.191	21.272	284.9	2	1'36.826 P	27.398	21.735	26.181	21.512	287.2
27	1'34.001	26.404	20.914	25.676	21.007	287.2	3	1'45.196	34.795	22.441	26.386	21.574	286.4
28	1'34.129	26.405	20.913	25.732	21.079	288.0							

Fastest Lap: Aleix ESPARGARO Aprilia Racing SPA **1'31.531** 25.628 20.495 24.862 20.546

These data/results cannot be reproduced, stored and/or transmitted in whole or in part by any manner of electronic, mechanical, photocopying, recording, broadcasting or otherwise now known or herein after developed without the previous express consent by the copyright owner, except for reproduction in daily press and regular printed publications on sale to the public within 60 days of the event related to those data/results and always provided that copyright symbol appears together as follows below.
© DORNA, 2022

Official MotoGP Timing by TISSOT
www.motogp.com



Day 1 Session 1

MotoGP

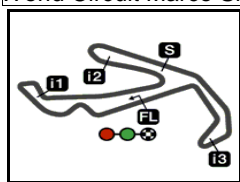
Lap	Lap Time		T1	T2	T3	T4	Speed	Lap	Lap Time	T1	T2	T3	T4	Speed
4	1'35.332	P	26.656	21.407	25.891	21.378	288.0							
5	1'44.486		34.489	22.261	26.280	21.456	287.2							
6	1'34.623	P	26.690	21.144	25.780	21.009	287.2							
7	1'51.196		37.864	22.550	29.230	21.552	218.1							
8	1'34.404	P	26.509	21.469	25.657	20.769	287.2							
9	1'50.435		39.580	22.372	26.818	21.665	280.5							
10	1'33.589	P	26.530	21.163	25.734	20.162	287.2							
11	1'44.738		34.363	22.389	26.481	21.505	284.2							
12	1'34.595	P	26.498	21.272	25.839	20.986	288.7							
13	1'51.242		38.471	22.630	28.784	21.357	222.2							
14	1'33.218	P	26.217	21.105	25.594	20.302	290.3							
15	1'50.471		39.426	22.483	26.941	21.621	277.6							
16	1'34.897		26.455	21.201	26.070	21.171	286.4							
	PIT		26.342	22.857	29.601	24.258	242.1							

Fastest Lap:	Aleix ESPARGARO	Aprilia Racing	SPA	1'31.531	25.628	20.495	24.862	20.546
---------------------	-----------------	----------------	-----	----------	--------	--------	--------	--------

These data/results cannot be reproduced, stored and/or transmitted in whole or in part by any manner of electronic, mechanical, photocopying, recording, broadcasting or otherwise now known or herein after developed without the previous express consent by the copyright owner, except for reproduction in daily press and regular printed publications on sale to the public within 60 days of the event related to those data/results and always provided that copyright symbol appears together as follows below.
© DORNA, 2022

Official MotoGP Timing by **TISSOT**
www.motogp.com





4226 m.

Misano MotoGP™ Official Test

Day 1 Session 1

Best Partial Times

MotoGP™

IT Ideal Lap Time, sum of the best partial times

BT Best Lap Time

T1		T2		T3		T4				IT		BT
Pos	Rider	Time	Rider	Time	Rider	Time	Rider	Time	Pos	Rider	IT	BT
1	M.VIÑALES	25.537	J.MILLER	20.336	A.ESPARGARO	24.740	J.ZARCO	20.485	1	A.ESPARGAR	1'31.259	1'31.531 (1)
2	A.ESPARGARO	25.540	M.VIÑALES	20.427	L.MARINI	24.841	F.QUARTARARO	20.514	2	M.VIÑALES	1'31.389	1'31.557 (2)
3	P.ESPARGARO	25.602	A.ESPARGARO	20.442	F.BAGNAIA	24.844	M.OLIVEIRA	20.521	3	F.QUARTARAR	1'31.567	1'31.588 (3)
4	F.QUARTARARO	25.621	E.BASTIANINI	20.453	M.VIÑALES	24.857	J.MILLER	20.528	4	F.BAGNAIA	1'31.603	1'31.808 (6)
5	DI GIANNANTO	25.662	F.BAGNAIA	20.454	E.BASTIANINI	24.882	J.MARTIN	20.533	5	P.ESPARGAR	1'31.660	1'31.707 (4)
6	L.MARINI	25.669	J.MARTIN	20.468	F.QUARTARARO	24.894	A.ESPARGARO	20.537	6	E.BASTIANINI	1'31.680	1'31.741 (5)
7	B.BINDER	25.706	A.RINS	20.483	B.BINDER	24.919	M.VIÑALES	20.568	7	J.MARTIN	1'31.792	1'31.864 (7)
8	F.MORBIDELLI	25.707	M.OLIVEIRA	20.494	P.ESPARGARO	24.939	P.ESPARGARO	20.573	8	L.MARINI	1'31.851	1'32.037 (10)
9	A.RINS	25.712	M.PIRRO	20.509	M.BEZZECCHI	24.949	F.BAGNAIA	20.583	9	A.RINS	1'31.866	1'31.936 (8)
10	E.BASTIANINI	25.720	J.ZARCO	20.524	J.MARTIN	24.987	A.RINS	20.597	10	B.BINDER	1'31.917	1'32.154 (13)
11	F.BAGNAIA	25.722	F.QUARTARARO	20.538	F.DI GIANNANTO	25.023	M.MARQUEZ	20.604	11	F.DI GIANNAN	1'31.924	1'31.950 (9)
12	M.BEZZECCHI	25.780	P.ESPARGARO	20.546	J.ZARCO	25.044	E.BASTIANINI	20.625	12	J.ZARCO	1'31.975	1'32.221 (15)
13	J.MARTIN	25.804	M.BEZZECCHI	20.547	F.MORBIDELLI	25.068	F.DI GIANNANTO	20.643	13	J.MILLER	1'32.004	1'32.213 (14)
14	A.MARQUEZ	25.806	M.MARQUEZ	20.575	A.RINS	25.074	L.MARINI	20.661	14	M.BEZZECCHI	1'32.012	1'32.055 (11)
15	R.FERNANDEZ	25.838	T.NAKAGAMI	20.586	R.FERNANDEZ	25.087	F.MORBIDELLI	20.662	15	F.MORBIDELLI	1'32.069	1'32.069 (12)
16	M.OLIVEIRA	25.857	R.FERNANDEZ	20.595	S.BRADL	25.132	S.BRADL	20.666	16	M.OLIVEIRA	1'32.162	1'32.336 (16)
17	R.GARDNER	25.860	F.DI GIANNANTO	20.596	A.MARQUEZ	25.166	B.BINDER	20.679	17	R.FERNANDEZ	1'32.237	1'32.398 (18)
18	M.MARQUEZ	25.893	B.BINDER	20.613	T.NAKAGAMI	25.174	T.NAKAGAMI	20.690	18	M.MARQUEZ	1'32.286	1'32.395 (17)
19	T.NAKAGAMI	25.910	F.MORBIDELLI	20.632	R.GARDNER	25.182	D.BINDER	20.695	19	A.MARQUEZ	1'32.356	1'32.476 (19)
20	S.BRADL	25.919	D.PEDROSA	20.645	M.MARQUEZ	25.214	R.FERNANDEZ	20.717	20	T.NAKAGAMI	1'32.360	1'32.512 (20)
21	J.MILLER	25.921	A.MARQUEZ	20.645	J.MILLER	25.219	M.PIRRO	20.727	21	S.BRADL	1'32.473	1'32.634 (22)
22	J.ZARCO	25.922	L.MARINI	20.680	M.PIRRO	25.237	M.BEZZECCHI	20.736	22	M.PIRRO	1'32.511	1'32.562 (21)
23	M.PIRRO	26.038	D.BINDER	20.747	D.BINDER	25.267	A.MARQUEZ	20.739	23	R.GARDNER	1'32.663	1'32.739 (23)
24	D.BINDER	26.053	S.BRADL	20.756	M.OLIVEIRA	25.290	D.PEDROSA	20.757	24	D.BINDER	1'32.762	1'32.820 (24)

These data/results cannot be reproduced, stored and/or transmitted in whole or in part by any manner of electronic, mechanical, photocopying, recording, broadcasting or otherwise now known or herein after developed without the previous express consent by the copyright owner, except for reproduction in daily press and regular printed publications on sale to the public within 60 days of the event related to those data/results and always provided that copyright symbol appears together as follows below.

© DORNA, 2022

Official MotoGP Timing by TISSOT
www.motogp.com





4226 m.

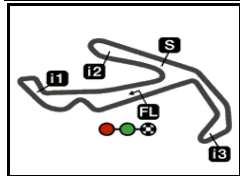
Misano MotoGP™ Official Test**Day 1 Session 1****Best Partial Times****MotoGP™***IT* Ideal Lap Time, sum of the best partial times*BT* Best Lap Time

T1		T2		T3		T4				<i>IT</i>	<i>BT</i>	
<i>Pos</i>	<i>Rider</i>	<i>Time</i>	<i>Rider</i>	<i>Time</i>	<i>Rider</i>	<i>Time</i>	<i>Rider</i>	<i>Time</i>	<i>Pos</i>	<i>Rider</i>		
25	D.PEDROSA	26.098	D.AEGERTER	20.788	D.AEGERTER	25.360	L.SAVADORI	20.822	25	D.PEDROSA	1'32.928	1'33.039 (25)
26	A.DOVIZIOSO	26.217	R.GARDNER	20.792	D.PEDROSA	25.428	R.GARDNER	20.829	26	L.SAVADORI	1'33.375	1'33.379 (26)
27	L.SAVADORI	26.231	L.SAVADORI	20.869	L.SAVADORI	25.453	D.AEGERTER	21.010	27	D.AEGERTER	1'33.642	1'33.907 (27)
28	D.AEGERTER	26.484	A.DOVIZIOSO	21.105	A.DOVIZIOSO	25.594	A.DOVIZIOSO	21.171	28	A.DOVIZIOSO	1'34.087	1'34.897 (28)

These data/results cannot be reproduced, stored and/or transmitted in whole or in part by any manner of electronic, mechanical, photocopying, recording, broadcasting or otherwise now known or herein after developed without the previous express consent by the copyright owner, except for reproduction in daily press and regular printed publications on sale to the public within 60 days of the event related to those data/results and always provided that copyright symbol appears together as follows below.
© DORNA, 2022

Official MotoGP Timing by **TISSOT**
www.motogp.com






4226 m.

Misano MotoGP™ Official Test

Day 1 Session 1

Fastest Laps Sequence

<i>Practice Time</i>	 <i>Rider</i>	<i>Nation</i>	<i>Motorcycle</i>	<i>Time</i>	<i>Km/h</i>	<i>Rider's Lap</i>
4'53.194	12 Maverick VIÑALES	SPA	APRILIA	1'37.546	155.9	2
6'28.158	12 Maverick VIÑALES	SPA	APRILIA	1'34.964	160.2	3
11'34.823	32 Lorenzo SAVADORI	ITA	APRILIA	1'34.963	160.2	5
16'22.374	12 Maverick VIÑALES	SPA	APRILIA	1'33.966	161.9	6
17'55.767	12 Maverick VIÑALES	SPA	APRILIA	1'33.393	162.8	7
21'05.984	12 Maverick VIÑALES	SPA	APRILIA	1'33.198	163.2	9
35'57.522	12 Maverick VIÑALES	SPA	APRILIA	1'33.079	163.4	13
37'30.334	12 Maverick VIÑALES	SPA	APRILIA	1'32.812	163.9	14
43'29.603	33 Brad BINDER	RSA	KTM	1'32.787	163.9	6
1:00'51.817	88 Miguel OLIVEIRA	POR	KTM	1'32.678	164.1	4
1:02'50.243	20 Fabio QUARTARARO	FRA	YAMAHA	1'32.400	164.6	4
1:10'50.849	41 Aleix ESPARGARO	SPA	APRILIA	1'32.369	164.7	13
1:13'57.460	41 Aleix ESPARGARO	SPA	APRILIA	1'32.067	165.2	15
1:30'19.113	12 Maverick VIÑALES	SPA	APRILIA	1'31.980	165.4	29
1:31'50.857	12 Maverick VIÑALES	SPA	APRILIA	1'31.744	165.8	30
2:15'08.501	12 Maverick VIÑALES	SPA	APRILIA	1'31.697	165.9	35
2:18'12.059	12 Maverick VIÑALES	SPA	APRILIA	1'31.557	166.1	37
3:33'44.277	41 Aleix ESPARGARO	SPA	APRILIA	1'31.531	166.2	40

These data/results cannot be reproduced, stored and/or transmitted in whole or in part by any manner of electronic, mechanical, photocopying, recording, broadcasting or otherwise now known or herein after developed without the previous express consent by the copyright owner, except for reproduction in daily press and regular printed publications on sale to the public within 60 days of the event related to those data/results and always provided that copyright symbol appears together as follows below.

© DORNA, 2022

Official MotoGP Timing by TISSOT
www.motogp.com

Misano Adriatico, Tuesday, September 06, 2022

