

4554 m.

BURIRAM INTERNATIONAL CIRCUIT
OR THAILAND GRAND PRIX
Free Practice Nr. 3
Classification

10



Rider	Nation	Team	Motorcycle	Time	Lap	Total	Gap	Top Speed
1 7 Dennis FOGGIA	ITA	Leopard Racing	HONDA	1'42.084	14	14		236.3
2 71 Ayumu SASAKI	JPN	Sterilgarda Husqvarna Max	HUSQVARNA	1'42.310	10	13	0.226 0.226	232.7
3 82 Stefano NEPA	ITA	Angeluss MTA Team	KTM	1'42.528	16	16	0.444 0.218	236.3
4 5 Jaume MASIA	SPA	Red Bull KTM Ajo	KTM	1'42.736	16	16	0.652 0.208	232.7
5 27 Kaito TOBA	JPN	CIP Green Power	KTM	1'42.811	11	15	0.727 0.075	234.7
6 24 Tatsuki SUZUKI	JPN	Leopard Racing	HONDA	1'42.844	12	15	0.760 0.033	235.8
7 96 Daniel HOLGADO	SPA	Red Bull KTM Ajo	KTM	1'42.849	11	15	0.765 0.005	230.7
8 54 Riccardo ROSSI	ITA	SIC58 Squadra Corse	HONDA	1'42.893	16	16	0.809 0.044	234.2
9 17 John MCPHEE	GBR	Sterilgarda Husqvarna Max	HUSQVARNA	1'42.901	4	15	0.817 0.008	232.7
10 53 Deniz ÖNCÜ	TUR	Red Bull KTM Tech3	KTM	1'42.912	9	15	0.828 0.011	232.7
11 16 Andrea MIGNO	ITA	Rivacold Snipers Team	HONDA	1'43.050	13	13	0.966 0.138	233.7
12 6 Ryusei YAMANAKA	JPN	MT Helmets - MSI	KTM	1'43.131	13	14	1.047 0.081	234.7
13 10 Diogo MOREIRA	BRA	MT Helmets - MSI	KTM	1'43.132	15	15	1.048 0.001	236.8
14 66 Joel KELSO	AUS	CIP Green Power	KTM	1'43.152	5	15	1.068 0.020	236.3
15 20 Lorenzo FELLON	FRA	SIC58 Squadra Corse	HONDA	1'43.161	15	15	1.077 0.009	234.7
16 44 David MUÑOZ	SPA	BOE Motorsports	KTM	1'43.174	14	14	1.090 0.013	236.8
17 19 Scott OGDEN	GBR	VisionTrack Racing Team	HONDA	1'43.257	15	15	1.173 0.083	236.3
18 28 Izan GUEVARA	SPA	Gaviota GASGAS Aspar Team	GASGAS	1'43.280	10	14	1.196 0.023	233.2
19 43 Xavier ARTIGAS	SPA	CFMOTO Racing PruestelGP	CFMOTO	1'43.340	15	15	1.256 0.060	236.3
20 48 Ivan ORTOLÁ	SPA	Angeluss MTA Team	KTM	1'43.496	11	12	1.412 0.156	234.7
21 31 Adrian FERNANDEZ	SPA	Red Bull KTM Tech3	KTM	1'43.515	16	16	1.431 0.019	234.2
22 72 Taiyo FURUSATO	JPN	Honda Team Asia	HONDA	1'43.660	5	16	1.576 0.145	233.2
23 11 Sergio GARCIA	SPA	Gaviota GASGAS Aspar Team	GASGAS	1'43.734	14	14	1.650 0.074	233.7
24 99 Carlos TATAY	SPA	CFMOTO Racing PruestelGP	CFMOTO	1'43.838	10	14	1.754 0.104	232.2
25 21 Vicente PEREZ	SPA	Rivacold Snipers Team	HONDA	1'43.931	14	14	1.847 0.093	235.2
26 70 Joshua WHATLEY	GBR	VisionTrack Racing Team	HONDA	1'43.935	11	16	1.851 0.004	235.2
27 9 Nicola Fabio CARRARO	ITA	QJMotor Avintia Racing Team	KTM	1'43.977	3	12	1.893 0.042	232.2
28 22 Ana CARRASCO	SPA	BOE Motorsports	KTM	1'44.156	11	15	2.072 0.179	233.7
29 23 Elia BARTOLINI	ITA	QJMotor Avintia Racing Team	KTM	1'44.205	12	17	2.121 0.049	230.2
30 64 Mario AJI	INA	Honda Team Asia	HONDA	1'44.353	4	16	2.269 0.148	235.2

Practice condition: **Dry**
 Air: 26°
 Humidity: 74%
 Ground: 29°

Fastest Lap:	Lap: 14	Dennis FOGGIA	1'42.084	160.5 Km/h
Best Race Lap:	2018	Dennis FOGGIA	1'42.963	159.2 Km/h
All Time Lap Record:	2022	Dennis FOGGIA	1'42.084	160.5 Km/h

The results are provisional until the end of the limit for protest and appeals.

Time limit for protest expires 30' after publication of the results - Time:

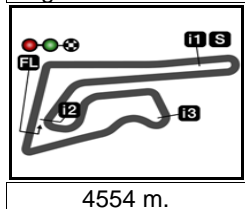
These data/results cannot be reproduced, stored and/or transmitted in whole or in part by any manner of electronic, mechanical, photocopying, recording, broadcasting or otherwise now known or herein after developed without the previous express consent by the copyright owner, except for reproduction in daily press and regular printed publications on sale to the public within 60 days of the event related to those data/results and always provided that copyright symbol appears together as follows below.

© DORNA, 2022

Official MotoGP Timing by **TISSOT**
 www.motogp.com

Buriram, Saturday, October 01, 2022





OR THAILAND GRAND PRIX

Free Practice Nr. 3

Combined Free Practice Times

11

	Rider	Nation	Team	MOTORCYCLE	FP1	FP2	FP3	Gap
1	7 D.FOGGIA	ITA	Leopard Racing	HONDA	1'53.123 19	1'44.684 18	1'42.084 14	
2	71 A.SASAKI	JPN	Sterilgarda Husqvarna Max	HUSQVARNA	1'52.817 12	1'43.503 16	1'42.310 10	0.226 0.226
3	82 S.NEPA	ITA	Angeluss MTA Team	KTM	1'52.257 17	1'46.153 14	1'42.528 16	0.444 0.218
4	5 J.MASIA	SPA	Red Bull KTM Ajo	KTM	1'51.798 17	1'44.423 14	1'42.736 16	0.652 0.208
5	27 K.TOBA	JPN	CIP Green Power	KTM	1'53.502 19	1'44.761 13	1'42.811 11	0.727 0.075
6	24 T.SUZUKI	JPN	Leopard Racing	HONDA	1'51.520 18	1'43.694 16	1'42.844 12	0.760 0.033
7	96 D.HOLGADO	SPA	Red Bull KTM Ajo	KTM	1'52.628 17	1'44.393 14	1'42.849 11	0.765 0.005
8	54 R.ROSSI	ITA	SIC58 Squadra Corse	HONDA	1'52.069 17	1'44.330 14	1'42.893 16	0.809 0.044
9	17 J.MCPHEE	GBR	Sterilgarda Husqvarna Max	HUSQVARNA	1'52.785 16	1'45.047 15	1'42.901 4	0.817 0.008
10	53 D.ÖNCÜ	TUR	Red Bull KTM Tech3	KTM	1'53.758 7	1'44.465 17	1'42.912 9	0.828 0.011
11	16 A.MIGNO	ITA	Rivacold Snipers Team	HONDA	1'52.068 20	1'44.784 16	1'43.050 13	0.966 0.138
12	6 R.YAMANAKA	JPN	MT Helmets - MSI	KTM	1'53.050 14	1'45.555 15	1'43.131 13	1.047 0.081
13	10 D.MOREIRA	BRA	MT Helmets - MSI	KTM	1'52.213 17	1'44.917 11	1'43.132 15	1.048 0.001
14	66 J.KELSO	AUS	CIP Green Power	KTM	1'52.964 15	1'45.186 12	1'43.152 5	1.068 0.020
15	20 L.FELLON	FRA	SIC58 Squadra Corse	HONDA	1'53.147 17	1'46.838 14	1'43.161 15	1.077 0.009
16	44 D.MUÑOZ	SPA	BOE Motorsports	KTM	1'52.793 15	1'45.233 14	1'43.174 14	1.090 0.013
17	19 S.OGDEN	GBR	VisionTrack Racing Team	HONDA	1'53.339 16	1'44.747 16	1'43.257 15	1.173 0.083
18	28 I.GUEVARA	SPA	Gaviota GASGAS Aspar Team	GASGAS	1'52.906 15	1'44.570 12	1'43.280 10	1.196 0.023
19	43 X.ARTIGAS	SPA	CFMOTO Racing PruestelGP	CFMOTO	1'53.387 15	1'44.910 16	1'43.340 15	1.256 0.060
20	48 I.ORTOLÁ	SPA	Angeluss MTA Team	KTM	1'53.404 18	1'44.605 16	1'43.496 11	1.412 0.156
21	31 A.FERNANDEZ	SPA	Red Bull KTM Tech3	KTM	1'52.503 17	1'51.662 9	1'43.515 16	1.431 0.019
22	72 T.FURUSATO	JPN	Honda Team Asia	HONDA	1'53.638 21	1'46.408 19	1'43.660 5	1.576 0.145
23	11 S.GARCIA	SPA	Gaviota GASGAS Aspar Team	GASGAS	1'52.268 18	1'44.906 19	1'43.734 14	1.650 0.074
24	99 C.TATAY	SPA	CFMOTO Racing PruestelGP	CFMOTO	1'52.543 16	1'45.261 12	1'43.838 10	1.754 0.104
25	21 V.PEREZ	SPA	Rivacold Snipers Team	HONDA	1'53.059 17	1'45.373 8	1'43.931 14	1.847 0.093
26	70 J.WHATLEY	GBR	VisionTrack Racing Team	HONDA	1'53.448 14	1'46.134 11	1'43.935 11	1.851 0.004
27	9 N.CARRARO	ITA	QJMotor Avintia Racing Team	KTM	1'54.832 17	1'46.796 16	1'43.977 3	1.893 0.042
28	22 A.CARRASCO	SPA	BOE Motorsports	KTM	1'53.738 20	1'46.243 15	1'44.156 11	2.072 0.179
29	23 E.BARTOLINI	ITA	QJMotor Avintia Racing Team	KTM	1'52.775 19	1'46.774 9	1'44.205 12	2.121 0.049
30	64 M.AJI	INA	Honda Team Asia	HONDA	1'52.996 12	1'45.513 18	1'44.353 4	2.269 0.148

Pole Position Record:	2018	Marco BEZZECCHI	1'42.235	160.3 Km/h
Best Race Lap:	2018	Dennis FOGGIA	1'42.963	159.2 Km/h
All Time Lap Record:	2022	Dennis FOGGIA	1'42.084	160.5 Km/h

The results are provisional until the end of the limit for protest and appeals.

Time limit for protest expires 60' after publication of the results - Time:

These data/results cannot be reproduced, stored and/or transmitted in whole or in part by any manner of electronic, mechanical, photocopying, recording, broadcasting or otherwise now known or herein after developed without the previous express consent by the copyright owner, except for reproduction in daily press and regular printed publications on sale to the public within 60 days of the event related to those data/results and always provided that copyright symbol appears together as follows below.

© DORNA, 2022



4554 m.

OR THAILAND GRAND PRIX

Free Practice Nr. 3

Top Speed & Average

12



Rider	Nation	Motorcycle	Top 5 speeds					Average	Top
10 Diogo MOREIRA	BRA	KTM	236.8	235.2	234.7	234.2	233.7	234.7	236.8
44 David MUÑOZ	SPA	KTM	236.8	236.8	235.2	235.2	233.7	235.5	236.8
7 Dennis FOGGIA	ITA	HONDA	236.3	235.8	234.2	234.2	233.7	234.8	236.3
19 Scott OGDEN	GBR	HONDA	236.3	235.2	234.7	232.7	232.2	234.2	236.3
43 Xavier ARTIGAS	SPA	CFMOTO	236.3	235.8	235.2	235.2	234.7	235.4	236.3
66 Joel KELSO	AUS	KTM	236.3	235.8	235.8	235.2	235.2	235.6	236.3
82 Stefano NEPA	ITA	KTM	236.3	235.8	235.8	235.2	234.7	235.4	236.3
24 Tatsuki SUZUKI	JPN	HONDA	235.8	234.7	234.2	234.2	234.2	234.6	235.8
21 Vicente PEREZ	SPA	HONDA	235.2	233.2	232.2	230.2	230.2	232.2	235.2
64 Mario AJI	INA	HONDA	235.2	230.2	229.7	227.8	226.4	229.9	235.2
70 Joshua WHATLEY	GBR	HONDA	235.2	234.7	233.7	232.7	232.2	233.5	235.2
6 Ryusei YAMANAKA	JPN	KTM	234.7	234.2	233.7	233.7	232.2	233.7	234.7
20 Lorenzo FELLON	FRA	HONDA	234.7	233.7	232.7	232.7	232.2	232.7	234.7
27 Kaito TOBA	JPN	KTM	234.7	234.2	233.7	233.2	231.7	233.5	234.7
48 Ivan ORTOLÁ	SPA	KTM	234.7	231.7	231.7	230.2	229.7	231.1	234.7
31 Adrian FERNANDEZ	SPA	KTM	234.2	233.7	232.7	232.2	232.2	233.0	234.2
54 Riccardo ROSSI	ITA	HONDA	234.2	234.2	232.7	232.7	232.7	233.1	234.2
11 Sergio GARCIA	SPA	GASGAS	233.7	231.7	231.2	230.7	229.7	230.9	233.7
16 Andrea MIGNO	ITA	HONDA	233.7	232.2	231.7	231.7	230.2	231.6	233.7
22 Ana CARRASCO	SPA	KTM	233.7	233.2	232.7	232.2	232.2	232.7	233.7
28 Izan GUEVARA	SPA	GASGAS	233.2	232.7	232.2	232.2	232.2	232.5	233.2
72 Taiyo FURUSATO	JPN	HONDA	233.2	232.7	232.2	231.7	231.7	232.3	233.2
5 Jaume MASIA	SPA	KTM	232.7	232.7	232.2	232.2	231.7	232.2	232.7
17 John MCPHEE	GBR	HUSQVARNA	232.7	231.7	231.7	231.2	231.2	231.7	232.7
53 Deniz ÖNCÜ	TUR	KTM	232.7	232.2	232.2	231.2	230.7	231.6	232.7
71 Ayumu SASAKI	JPN	HUSQVARNA	232.7	232.7	232.2	231.7	230.7	231.6	232.7
9 Nicola Fabio CARRARO	ITA	KTM	232.2	231.2	231.2	231.2	230.7	231.2	232.2
99 Carlos TATAY	SPA	CFMOTO	232.2	231.2	231.2	230.7	230.2	231.1	232.2
96 Daniel HOLGADO	SPA	KTM	230.7	230.7	229.7	229.2	228.8	229.8	230.7
23 Elia BARTOLINI	ITA	KTM	230.2	229.7	229.2	228.3	228.3	229.1	230.2

These data/results cannot be reproduced, stored and/or transmitted in whole or in part by any manner of electronic, mechanical, photocopying, recording, broadcasting or otherwise now known or herein after developed without the previous express consent by the copyright owner, except for reproduction in daily press and regular printed publications on sale to the public within 60 days of the event related to those data/results and always provided that copyright symbol appears together as follows below.

© DORNA, 2022

Official MotoGP Timing by TISSOT
www.motogp.com



Buriram, Saturday, October 01, 2022



SIAM INTERNATIONAL CIRCUIT THAILAND GRAND PRIX

Free Practice Nr. 3

Chronological Analysis of Performances

13

* Lap / Sector time cancelled T1 Time from finish line to 1st intermediate T3 Time from 2nd intermed. to 3rd intermed.
P Crossing the finish line in pit lane T2 Time from 1st intermed. to 2nd intermed. T4 Time from 3rd intermediate to finish line

Lap	Lap Time	T1	T2	T3	T4	Speed	Lap	Lap Time	T1	T2	T3	T4	Speed
1st 7 Dennis FOGGIA Leopard Racing ITA							12	1'42.753	23.110	30.433	23.963	25.247	233.2
Runs=3 Total laps=14 Full laps=6							13	1'46.331 P	26.66*	31.955	26.426	21.284	213.8
1	2'55.542	20.457	33.463	26.509	39.912	225.0	14	9'23.049	18.006	31.364			232.7
2	1'44.501	23.515	30.838	24.687	25.461	234.2	15	1'52.929	23.015	34.135	24.427	31.352	236.3
3	1'43.164	23.260	30.610	24.075	25.219	235.8	16	1'42.528	22.983	30.483	23.955	25.107	230.7
4	1'42.816	23.113	30.422	24.045	25.236	236.3	4th 5 Jaume MASIA Red Bull KTM Ajo SPA						
5	1'40.978 P	24.256	30.724	24.085	21.913	219.5	Runs=2 Total laps=16 Full laps=7						
6	9'22.976	17.638	41.550	28.890	25.881	233.7	1	2'31.814	19.859	32.373	25.121	26.697	224.0
7	1'56.711 P	29.271	38.371	24.306	24.763	149.3	2	1'43.830	23.279	30.585	24.414	25.552	230.7
8	2'33.477	21.267	30.947	24.055	25.232	223.6	3	1'47.873 *	23.47*	34.584	24.335	25.484	228.8
9	1'42.900 *	23.393	30.292	23.833	25.382*	232.2	4	1'44.294 *	23.30*	30.446	24.756	25.785	232.7
10	1'42.563	23.206	30.374	23.918	25.065	232.7	5	1'42.748	23.067	30.144	24.145	25.392	229.2
11	1'42.852	23.266	30.448	23.944	25.194	233.2	6	1'43.966 *	23.282	30.546	24.390*	25.748	231.7
12	1'37.762 P	23.242	30.539	24.045	19.936	231.7	7	1'44.341	23.270	31.117	24.240	25.714	232.7
13	8'03.623 *	19.911	32.563	24.261*	25.431	224.5	8	1'41.846 P	23.55*	33.160	24.692*	20.444	227.3
14	1'42.084	23.143	30.254	23.693	24.994	234.2	9	8'27.182	26.763			26.648	199.6
2nd 71 Ayumu SASAKI Sterilgarda Husqvarna JPN							10	1'49.295	23.394	30.863	29.670	25.368	231.2
Runs=4 Total laps=13 Full laps=5							11	1'43.075	23.125	30.420	24.155	25.375	229.2
1	2'58.042	17.815	31.411	26.433	38.914	230.2	12	1'43.493	23.263	30.622	24.222	25.386	231.7
2	1'43.376	23.285	30.501	24.281	25.309	232.7	13	1'41.245 P	23.528	32.026*	25.060	20.631	226.4
3	1'42.944	23.251	30.241	24.114	25.338	232.7	14	7'41.160	18.001	31.047			232.2
4	1'42.920	23.315	30.392	24.093	25.120	232.2	15	1'50.261 *	23.11*	35.130	25.063	26.952	232.2
5	1'42.263 P	23.125	30.379	24.430	24.329	230.7	16	1'42.736	23.116	30.463	23.976	25.181	229.2
6	9'21.716	18.460	32.147	24.664	25.292	225.4	5th 27 Kaito TOBA CIP Green Power JPN						
7	1'54.906 P	30.087	38.144	23.992	22.683	126.4	Runs=2 Total laps=15 Full laps=6						
8	3'17.128	17.977	30.932	24.154	25.250	229.2	1	2'27.341	18.333	35.302	25.563	33.025	228.3
9	1'44.778	23.239	30.430	24.158	26.951	230.7	2	1'50.100	23.730	36.192	24.524	25.654	230.7
10	1'42.310	23.180	30.113	23.895	25.122	231.7	3	1'44.268	23.377	31.249	24.148	25.494	233.7
11	1'40.504 P	23.288	31.021	24.555	21.640	230.7	4	1'44.170 *	23.54*	30.770	24.254	25.600	228.8
12	8'13.780	17.810	30.778			229.7	5	1'43.949	23.466	30.884	24.190	25.409	228.3
13	1'43.250 P	23.410	34.715	24.691	20.434	227.3	6	1'43.666 *	23.43*	30.588	24.030	25.617	229.7
3rd 82 Stefano NEPA Angeluss MTA Team ITA							7	1'42.440 P	23.626	31.038	24.455	23.321	227.8
Runs=2 Total laps=16 Full laps=10							8	8'16.674 *	1'09.925		25.310*	26.898	
1	2'31.233	18.782	34.214	25.627	29.541	228.8	9	1'58.644 *	23.47*	32.948			231.7
2	1'44.820	23.493	30.892	24.821	25.614	235.2	10	1'43.490	23.337	30.628	24.104	25.421	233.2
3	1'43.991 *	23.28*	30.736	24.450	25.524	233.7	11	1'42.811	23.104	30.508	23.913	25.286	231.2
4	1'43.711	23.582	30.467	24.199	25.463	232.2	12	1'48.869 P	23.394			22.404	231.2
5	1'43.872	23.197	30.967	24.188	25.520	234.7	13	9'22.374	18.188	31.752	25.601	40.987	225.9
6	1'47.203	23.325	34.073	24.302	25.503	229.2	14	1'48.713 *	23.235	32.890	24.696*	27.892	234.7
7	1'46.418	23.033	30.749	27.084	25.552	235.8	15	1'43.352	23.283	30.536	24.139	25.394	234.2
8	1'39.645 P	23.176	30.757	24.894*	20.818	232.2	6th 24 Tatsuki SUZUKI Leopard Racing JPN						
9	6'30.451	22.087	37.771	24.486	26.154	148.7	Runs=2 Total laps=15 Full laps=8						
10	1'59.630	23.037	30.848	31.445	34.300	235.8	1	2'30.344	19.193	33.681	25.425	29.603	229.7
11	1'43.321	23.079	30.552	24.243	25.447	234.7							

Fastest Lap: Dennis FOGGIA Leopard Racing ITA **1'42.084** 23.143 30.254 23.693 24.994

These data/results cannot be reproduced, stored and/or transmitted in whole or in part by any manner of electronic, mechanical, photocopying, recording, broadcasting or otherwise now known or herein after developed without the previous express consent by the copyright owner, except for reproduction in daily press and regular printed publications on sale to the public within 60 days of the event related to those data/results and always provided that copyright symbol appears together as follows below.
© DORNA, 2022



Free Practice Nr. 3

Moto3

Lap	Lap Time		T1	T2	T3	T4	Speed	Lap	Lap Time		T1	T2	T3	T4	Speed
6	1'39.201	P	23.271	30.737	24.515	20.678	231.2	9	2'00.104	*	23.43*	35.618*	34.403	26.646	232.2
7	10'01.170	*	19.522	39.647*	35.416*	26.794	222.2	10	1'49.393		23.322	30.922	29.780	25.369	232.7
8	2'00.076	*	23.263	31.492			233.7	11	1'43.472		23.314	30.553	24.221	25.384	232.2
9	1'43.852		23.481	30.705	24.161	25.505	231.7	12	1'46.178	P	23.351	31.214	29.153	22.460	232.2
10	1'43.538		23.380	30.509	24.162	25.487	230.7	13	9'20.672	*	37.437	32.933*			227.8
11	1'46.761	P	23.66*	34.701	26.746	21.651	227.3	14	1'48.790	*	23.146	30.658	28.515*	26.471	232.2
12	8'54.865		19.190	31.188	24.475	26.009	227.3	15	1'43.161		23.062	30.583	24.182	25.334	232.2
13	1'43.131		23.156	30.416	24.012	25.547	233.7								
14	1'45.745		23.277	32.815	24.186	25.467	228.3								

13th **10** Diogo MOREIRA MT Helmets - MSI BRA

Runs=2	Total laps=15	Full laps=9
1	2'27.235	19.535 34.151 27.274 34.866 223.1
2	1'51.247	23.794 32.687 29.016 25.750 230.2
3	1'44.260	* 23.446 30.968* 24.322 25.524 234.2
4	1'44.020	23.356 30.818 24.350 25.496 233.7
5	1'43.966	23.527 30.586 24.454 25.399 230.2
6	1'43.664	23.200 30.611 24.373 25.480 236.8
7	1'43.313	P 24.178 31.281 24.620 23.234 221.7
8	8'13.857	21.016 37.857 24.304 26.184 146.7
9	2'00.023	23.040 30.922 34.516 31.545 234.7
10	1'43.370	23.211 30.566 24.068 25.525 231.7
11	1'43.188	23.236 30.565 24.143 25.244 233.7
12	1'40.996	P 23.548 30.916 24.841 21.691 230.7
13	9'26.131	17.638 30.833 231.2
14	1'53.909	23.161 34.699 24.492 31.557 235.2
15	1'43.132	23.165 30.566 24.054 25.347 232.2

14th **66** Joel KELSO CIP Green Power AUS

Runs=2	Total laps=15	Full laps=9
1	2'10.521	18.942 31.762 24.692 26.523 228.8
2	1'43.890	23.360 30.777 24.193 25.560 235.8
3	1'44.746	23.181 30.740 24.142 26.683 235.2
4	1'43.462	23.194 30.584 24.270 25.414 235.2
5	1'43.152	23.159 30.453 24.106 25.434 236.3
6	1'43.685	23.192 30.672 24.276 25.545 232.7
7	1'52.846	P 23.928 39.839 26.420 22.659 209.3
8	8'30.603	24.475 37.928 33.610 26.780 168.4
9	1'59.862	* 23.370 33.411 34.974* 28.107 235.8
10	1'44.149	23.343 30.650 24.541 25.615 234.2
11	1'43.780	23.417 30.739 24.156 25.468 232.7
12	1'46.742	P 25.14* 32.850 25.846 22.898 208.4
13	9'21.109	18.970 32.574 230.7
14	1'51.622	23.143 30.632 30.774 27.073 234.7
15	1'43.378	23.032 30.590 24.087 25.669 235.2

15th **20** Lorenzo FELLON SIC58 Squadra Corse FRA

Runs=2	Total laps=15	Full laps=5
1	2'27.617	18.219 32.746 27.081 35.057 230.2
2	1'51.525	* 23.519 32.684* 29.532 25.790 233.7
3	1'45.752	* 23.482 30.717* 25.909 25.644 232.7
4	1'43.957	23.193 30.830 24.326 25.608 234.7
5	1'44.711	* 23.458 30.980* 24.520 25.753 232.2
6	1'46.202	P 24.81* 33.448* 25.381* 22.558 212.5
7	7'49.197	17.987 42.142 28.831 25.821 231.7
8	1'59.026	29.911 37.914 24.507 26.694 151.6

16th **44** David MUÑOZ BOE Motorsports SPA

Runs=3	Total laps=14	Full laps=7
1	2'54.596	21.447 36.751 26.317 39.408 190.4
2	1'44.833	23.629 30.764 24.651 25.789 233.2
3	1'43.454	23.264 30.584 24.193 25.413 235.2
4	1'43.724	23.312 30.783 24.307 25.322 235.2
5	1'41.462	P 23.792 30.721 24.336 22.613 218.6
6	9'22.089	* 17.525 41.198* 29.029 25.766 233.2
7	1'57.123	P 29.163 38.576 24.363 25.021 150.2
8	3'16.823	17.553 30.866 24.284 25.406 229.7
9	1'43.344	23.292 30.489 24.138 25.425 232.2
10	1'43.479	23.357 30.744 24.041 25.337 230.7
11	1'40.851	P 24.174 31.920 24.843 19.914 210.1
12	8'13.255	18.156 30.884 233.7
13	1'53.482	23.116 33.409 26.235 30.722 236.8
14	1'43.174	23.237 30.571 24.060 25.306 236.8

17th **19** Scott OGDEN VisionTrack Racing T GBR

Runs=2	Total laps=15	Full laps=8
1	2'30.640	19.293 34.328 25.596 28.808 231.2
2	1'44.477	23.460 30.863 24.343 25.811 230.7
3	1'43.955	23.266 30.814 24.246 25.629 228.8
4	1'43.942	23.321 30.827 24.299 25.495 235.2
5	1'44.106	23.490 30.797 24.218 25.601 232.7
6	1'49.132	* 25.79* 33.314 24.404 25.617 212.1
7	1'44.704	23.476 30.947 24.422 25.859 232.2
8	1'43.175	P 23.489 32.084 24.968* 22.634 230.7
9	6'26.974	22.700 37.231 24.771 26.511 157.6
10	2'00.883	23.241 31.399 34.731 31.512 234.7
11	1'44.241	23.497 30.917 24.304 25.523 231.2
12	1'41.798	P 23.580 32.554 24.918 20.746 230.7
13	11'08.529	22.027 34.991 221.3
14	1'53.854	* 23.180 31.523* 236.3
15	1'43.257	23.073 30.746 23.992 25.446 231.7

18th **28** Izan GUEVARA Gaviota GASGAS Asp SPA

Runs=3	Total laps=14	Full laps=5
1	3'06.242	18.735 31.999 25.151 25.944 227.3
2	1'44.708	23.490 30.924 24.522 25.772 232.2
3	1'44.319	23.436 30.830 24.460 25.593 232.2
4	1'43.791	23.403 30.639 24.263 25.486 231.7
5	1'41.246	P 23.323 30.971 24.632 22.320 231.7
6	9'08.150	17.866 42.178 28.837 25.706 230.7
7	1'57.833	P 30.214 37.797 24.539 25.283 154.2
8	2'40.242	21.440 31.152 24.394 25.839 223.6
9	1'43.463	* 23.484 30.542 24.088 25.349* 232.2
10	1'43.280	23.256 30.433 24.256 25.335 232.7
11	1'39.345	P 23.307 30.533 24.316 21.189 232.2

Fastest Lap:	Dennis FOGGIA	Leopard Racing	ITA	1'42.084	23.143	30.254	23.693	24.994
---------------------	---------------	----------------	-----	-----------------	--------	--------	--------	--------

These data/results cannot be reproduced, stored and/or transmitted in whole or in part by any manner of electronic, mechanical, photocopying, recording, broadcasting or otherwise now known or herein after developed without the previous express consent by the copyright owner, except for reproduction in daily press and regular printed publications on sale to the public within 60 days of the event related to those data/results and always provided that copyright symbol appears together as follows below.

© DORNA, 2022

Official MotoGP Timing by TISSOT
www.motogp.com

Buriram, Saturday, October 01, 2022

Page 3 of 5



Free Practice Nr. 3

Moto3

Lap	Lap Time	T1	T2	T3	T4	Speed	Lap	Lap Time	T1	T2	T3	T4	Speed
							22nd 72	Taiyo FURUSATO Honda Team Asia JPN					
							Runs=2		Total laps=16		Full laps=8		
12	8'25.144	18.861	31.218	24.507	25.898	229.2	1	2'13.444	19.375	32.121	25.039	26.090	227.3
13	1'45.167	23.242	30.502			231.7	2	1'44.656	23.581	31.014	24.408	25.653	231.2
14	1'43.425 *	<u>23.152</u>	30.581	24.262*	25.430	<u>233.2</u>	3	1'44.356	23.527	30.982	24.339	25.508	231.7
							4	1'43.879	23.469	30.738	24.222	25.450	230.2
							5	<u>1'43.660</u>	23.418	30.735	<u>24.105</u>	<u>25.402</u>	230.7
							6	1'43.907	23.408	30.644	24.314	25.541	231.2
							7	1'44.158	23.405	<u>30.545</u>	24.230	25.978	<u>233.2</u>
							8	1'44.464	23.284	30.866	24.331	25.983	229.7
							9	1'45.135 P	23.879	32.380	24.820	24.056	219.9
							10	5'38.326	19.369	31.738	24.684	25.926	226.4
							11	1'44.594 *	23.598	31.043	24.295*	25.658	229.2
							12	1'44.975 *	23.585	31.118	24.466	25.806*	227.8
							13	1'46.316 P	23.585	31.058	25.163*	26.510	228.8
							14	10'33.463	18.137	31.248			232.2
							15	2'03.613	<u>23.263</u>			27.384	232.7
							16	1'44.492 *	23.16*	31.019	24.501	25.811	231.7
19th 43							Xavier ARTIGAS CFMOTO Racing Pru SPA						
							Runs=2		Total laps=15		Full laps=9		
1	2'33.732	20.461	31.494	24.753	25.906	226.4							
2	1'44.989 *	23.44*	30.753	24.953	25.839	232.7							
3	1'43.405	23.166	30.590	<u>24.178</u>	25.471	235.2							
4	1'43.999	23.428	30.805	24.333	25.433	235.8							
5	1'45.565	23.204	30.778	24.326	27.257	232.7							
6	1'43.435	23.268	<u>30.525</u>	24.200	25.442	234.2							
7	1'42.249 P	23.199	30.689	24.258	24.103	<u>236.3</u>							
8	8'10.994 *	19.509	38.593*	33.500*	28.789	229.2							
9	1'55.400	23.393	34.868	30.972	26.167	234.7							
10	1'44.691	23.515	30.836	24.702	25.638	231.7							
11	1'44.413	23.515	30.772	24.492	25.634	232.2							
12	1'51.788 P	23.626	30.808			232.2							
13	9'20.858	17.507	30.599			233.2							
14	1'50.512	<u>23.131</u>	34.715	24.538	28.128	235.2							
15	<u>1'43.340</u>	23.202	30.779	24.274	<u>25.085</u>	232.7							
20th 48							Ivan ORTOLÁ Angeluss MTA Team SPA						
							Runs=2		Total laps=12		Full laps=6		
1	2'32.278	18.430	32.036	25.160	26.452	231.7							
2	1'44.756	23.308	30.807	24.872	25.769	229.7							
3	1'44.377	23.400	30.963	24.407	25.607	229.7							
4	1'45.627 *	23.95*	31.694	24.371	25.603	225.4							
5	1'43.843	23.398	30.696	24.335	25.414	230.2							
6	1'44.090	<u>23.123</u>	<u>30.621</u>	24.402	25.944	<u>234.7</u>							
7	1'41.595 P	24.034	31.033	24.691	21.837	224.5							
8	6'13.805	17.637	40.830	29.100	25.632	228.8							
9	1'57.274 P	29.172	38.188	24.520	25.394	143.2							
10	16'10.744	1'14.897	32.014	24.547	26.065	177.0							
11	<u>1'43.496</u>	23.308	30.648	24.316	<u>25.224</u>	231.7							
12	1'45.336	23.372	32.288	<u>24.175</u>	25.501	229.7							
21st 31							Adrian FERNANDEZ Red Bull KTM Tech3 SPA						
							Runs=2		Total laps=16		Full laps=10		
1	2'08.152	19.097	32.949	31.508	28.215	223.1							
2	1'44.468	23.540	30.907	24.290	25.731	232.7							
3	1'44.620	<u>23.334</u>	31.003	24.391	25.892	<u>234.2</u>							
4	1'44.377	23.553	30.993	24.228	25.603	227.3							
5	1'43.959	23.472	30.678	24.331	25.478	228.8							
6	1'44.141	23.424	30.787	24.281	25.649	229.2							
7	1'48.589	23.458	30.913	28.438	25.780	231.2							
8	1'42.531 P	23.428	30.798	24.283	24.022	230.2							
9	7'03.396 *	19.942	31.432	25.023	27.455*	224.0							
10	1'45.409	23.860	30.960	24.731	25.858	227.3							
11	1'44.819 *	23.55*	30.898	24.405*	25.959	231.7							
12	1'40.914 P	23.365	<u>30.529</u>	24.294	22.726	232.2							
13	9'42.880	18.466	31.689	24.675	25.800	228.8							
14	1'43.592	23.624	30.600	<u>24.061</u>	<u>25.307</u>	225.4							
15	1'43.561	23.415	30.631	24.072	25.443	232.2							
16	<u>1'43.515</u>	23.409	30.536	24.220	25.350	233.7							
24th 99							Carlos TATAY CFMOTO Racing Pru SPA						
							Runs=2		Total laps=14		Full laps=7		
1	2'57.069	21.825	34.003	26.377	40.844	205.3							
2	1'44.957	23.866	31.235	24.330	25.526	228.8							
3	1'44.242	23.544	30.870	24.280	25.548	230.7							
4	1'44.152	23.618	30.819	24.160	25.555	229.2							
5	1'40.540 P	23.585	30.796	24.257	21.902	228.8							
6	9'21.422	17.869	40.316	29.370	25.690	226.4							
7	1'58.041 *	29.009	37.623*	24.937	26.472	150.4							
8	1'48.426	23.561	34.137	25.052	25.676	231.2							
9	1'43.962	23.590	30.910	<u>24.003</u>	25.459	229.2							
10	<u>1'43.838</u>	23.543	30.939	24.016	<u>25.340</u>	230.2							
11	1'42.969 P	24.254	32.869	24.703	21.143	214.7							
12	9'25.047	19.184	31.706			225.4							
13	2'04.509 *	23.519	38.864*	34.652	27.474	231.2							
14	1'44.061	<u>23.427</u>	<u>30.734</u>	24.422	25.478	<u>232.2</u>							
25th 21							Vicente PEREZ Rivacold Snipers Tea SPA						
							Runs=2		Total laps=14		Full laps=5		
1	2'07.801	18.652	31.795	25.249	30.576	219.0							

Fastest Lap: Dennis FOGGIA Leopard Racing ITA **1'42.084** 23.143 30.254 23.693 24.994

These data/results cannot be reproduced, stored and/or transmitted in whole or in part by any manner of electronic, mechanical, photocopying, recording, broadcasting or otherwise now known or herein after developed without the previous express consent by the copyright owner, except for reproduction in daily press and regular printed publications on sale to the public within 60 days of the event related to those data/results and always provided that copyright symbol appears together as follows below.
© DORNA, 2022

Official MotoGP Timing by TISSOT
www.motogp.com

Buriram, Saturday, October 01, 2022

Page 4 of 5



Free Practice Nr. 3

Moto3

Lap	Lap Time	T1	T2	T3	T4	Speed	Lap	Lap Time	T1	T2	T3	T4	Speed
2	1'44.575 *	23.614	30.873	24.382*	25.706	230.2	6	1'44.842	23.414	31.254	24.465	25.709	233.2
3	1'44.829	23.470	31.026	24.426	25.907	233.2	7	1'42.903 P	23.427	31.133	24.511	23.832	232.2
4	1'44.661 *	23.587	31.166	24.392*	25.516	228.3	8	8'35.310	20.250	39.198	33.142	31.004	225.4
5	1'44.209	23.407	<u>30.720</u>	24.554	25.528	230.2	9	1'48.793	23.408	31.844	25.083	28.458	232.2
6	1'45.588 P	23.799	33.558*	26.232	21.999	213.8	10	1'44.475	23.477	31.103	24.305	25.590	231.7
7	5'49.841 *	18.933	31.954	24.662*	25.746	221.7	11	<u>1'44.156</u>	23.372	31.048	<u>24.147</u>	<u>25.589</u>	232.7
8	1'44.382 *	23.577	30.922	24.184*	25.699	228.3	12	1'41.872 P	23.402	31.211	24.351	22.908	231.7
9	1'44.641	23.670	31.015	24.320	25.636	227.8	13	9'23.054	19.313	32.768	26.693	35.374	222.2
10	1'44.523	23.574	30.891	24.397	25.661	227.8	14	2'07.479	23.650	31.311	38.837	33.681	229.2
11	1'45.099 P	23.677	32.653	24.542*	24.227	226.4	15	1'44.491	<u>23.327</u>	31.078	24.448	25.638	<u>233.7</u>
12	14'06.693	45.259	32.697			197.0	29th 23 Elia BARTOLINI QJMotor Avintia Racin ITA						
13	1'48.675 *	<u>23.278</u>	33.831	25.189*	26.377	<u>235.2</u>	Runs=2		Total laps=17		Full laps=6		
14	<u>1'43.931</u>	23.421	30.929	<u>24.232</u>	<u>25.349</u>	232.2	1	2'31.961	18.069	31.927	25.079	26.428	228.3

26th 70 Joshua WHATLEY VisionTrack Racing T GBR						
		Runs=2	Total laps=16	Full laps=7		
1	2'28.047	19.083	32.824	25.987	37.791	229.2
2	1'46.823	23.961	32.106	24.977	25.779	<u>235.2</u>
3	1'44.325	23.555	30.946	24.168	25.656	229.7
4	1'44.282	<u>23.404</u>	31.114	24.225	25.539	234.7
5	1'45.410 *	23.534	31.113*	25.164	25.599	232.2
6	1'44.725	23.497	30.976	24.215	26.037	231.2
7	1'45.900	23.528	31.641	24.829	25.902	231.7
8	1'45.176 P	23.695	32.351*	26.086*	23.044	229.7
9	6'25.068	19.523	37.618			209.3
10	1'48.444 *	23.515	31.128			233.7
11	<u>1'43.935</u>	23.513	<u>30.903</u>	<u>24.140</u>	<u>25.379</u>	232.2
12	1'55.082 *	23.567	31.823	24.597	35.095*	230.7
13	1'49.797 P	23.772	33.423			227.8
14	9'05.994	1'09.050			37.881	161.4
15	2'02.349 *	23.765	31.155			228.3
16	1'53.724	23.532	31.528	32.484	26.180	232.7

27th 9 Nicola Fabio CARR QJMotor Avintia Racin ITA						
		Runs=2	Total laps=13	Full laps=4		
1	2'09.961	19.863	31.834	24.806	26.439	227.3
2	1'44.581	23.422	31.137	24.497	<u>25.525</u>	229.7
3	<u>1'43.977</u>	23.228	30.814	<u>24.326</u>	25.609	231.2
4	1'44.486 *	<u>23.151</u>	31.067	24.546*	25.722	<u>232.2</u>
5	1'43.952 *	23.283	<u>30.775</u>	24.341*	25.553	229.2
6	1'48.526 *	23.237	31.162	27.826	26.301*	231.2
7	1'44.094 P	23.99*	32.039	26.198	21.860	230.2
8	8'49.936	19.228	31.526	24.881	25.891	227.8
9	1'45.782	23.429	31.458	24.792	26.103	230.7
	unfinished	23.634	31.195	24.807		229.7
10	2'22.759 *	45.881	33.185	26.852*	36.841	201.1
11	2'03.085 *	23.332	31.376	40.410*	27.967	231.2
12	1'44.801 *	23.27*	31.111	24.689*	25.725	230.7

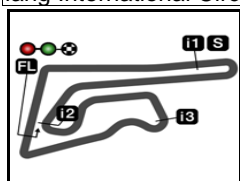
28th 22 Ana CARRASCO BOE Motorsports SPA						
		Runs=2	Total laps=15	Full laps=10		
1	2'06.506	19.832	32.908	26.463	29.763	225.9
2	1'45.924	23.612	31.765	24.592	25.955	228.8
3	1'45.613	23.481	31.427	24.704	26.001	232.2
4	1'45.103	23.530	31.069	24.486	26.018	231.2
5	1'44.692	23.432	<u>31.041</u>	24.542	25.677	230.2

30th 64 Mario AJI Honda Team Asia INA						
		Runs=1	Total laps=16	Full laps=11		
1	2'06.051	19.999	32.808	26.853	29.509	222.6
2	1'45.851	24.040	31.271	24.459	26.081	225.4
3	1'45.938	23.882	31.704	24.426	25.926	224.5
4	<u>1'44.353</u>	<u>23.466</u>	30.936	24.190	25.761	230.2
5	1'44.516	23.682	30.922	24.300	<u>25.612</u>	227.8
6	1'45.254	23.654	31.324	24.318	25.958	229.7
7	1'45.521	23.890	31.184	24.371	26.076	224.0
8	1'45.506	23.883	31.279	24.265	26.079	223.6
9	1'45.585	23.799	31.487	24.361	25.938	226.4
10	1'45.625	23.844	31.338	24.266	26.177	223.1
11	1'48.408 *	23.90*	33.156	25.043	26.301	222.2
12	1'45.620	23.841	31.245	24.505	26.029	224.0
13	1'47.658 P	24.564	32.847	25.342	24.905	200.7
14	14'16.661	19.279	32.578	29.302	33.073	219.5
15	2'05.845	24.758	39.373	34.518	27.196	203.3
16	1'44.642 *	23.567	<u>30.763</u>	<u>24.165</u>	26.147*	<u>235.2</u>

Fastest Lap: Dennis FOGGIA Leopard Racing ITA **1'42.084** 23.143 30.254 23.693 24.994

These data/results cannot be reproduced, stored and/or transmitted in whole or in part by any manner of electronic, mechanical, photocopying, recording, broadcasting or otherwise now known or herein after developed without the previous express consent by the copyright owner, except for reproduction in daily press and regular printed publications on sale to the public within 60 days of the event related to those data/results and always provided that copyright symbol appears together as follows below.
© DORNA, 2022





4554 m.

OR THAILAND GRAND PRIX

Free Practice Nr. 3

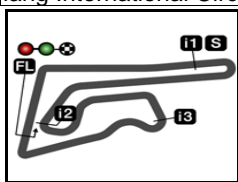
Best Partial Times

IT Ideal Lap Time, sum of the best partial times

BT Best Lap Time

T1		T2		T3		T4				IT	BT	
Pos	Rider	Time	Rider	Time	Rider	Time	Rider	Time	Pos	Rider	IT	BT
1	S.NEPA	22.983	A.SASAKI	30.113	D.FOGGIA	23.693	D.FOGGIA	24.994	1	D.FOGGIA	1'42.054	1'42.084 (1)
2	R.ROSSI	23.026	J.MASIA	30.144	D.HOLGADO	23.819	J.MCPHEE	25.062	2	A.SASAKI	1'42.253	1'42.310 (2)
3	J.KELSO	23.032	T.SUZUKI	30.236	A.SASAKI	23.895	D.ÖNCÜ	25.079	3	J.MASIA	1'42.368	1'42.736 (4)
4	D.MOREIRA	23.040	D.FOGGIA	30.254	K.TOBA	23.913	X.ARTIGAS	25.085	4	S.NEPA	1'42.478	1'42.528 (3)
5	L.FELLON	23.062	J.MCPHEE	30.306	S.NEPA	23.955	S.NEPA	25.107	5	D.HOLGADO	1'42.513	1'42.849 (7)
6	J.MASIA	23.067	R.YAMANAKA	30.416	J.MASIA	23.976	D.HOLGADO	25.114	6	T.SUZUKI	1'42.570	1'42.844 (6)
7	T.SUZUKI	23.070	D.ÖNCÜ	30.423	D.ÖNCÜ	23.984	A.SASAKI	25.120	7	J.MCPHEE	1'42.642	1'42.901 (9)
8	S.OGDEN	23.073	I.GUEVARA	30.433	T.SUZUKI	23.991	R.ROSSI	25.171	8	R.ROSSI	1'42.704	1'42.893 (8)
9	K.TOBA	23.104	R.ROSSI	30.433	S.OGDEN	23.992	A.MIGNO	25.178	9	D.ÖNCÜ	1'42.760	1'42.912 (10)
10	D.FOGGIA	23.113	S.NEPA	30.433	C.TATAY	24.003	J.MASIA	25.181	10	K.TOBA	1'42.811	1'42.811 (5)
11	D.MUÑOZ	23.116	D.HOLGADO	30.449	R.YAMANAKA	24.012	I.ORTOLÁ	25.224	11	D.MOREIRA	1'42.903	1'43.132 (13)
12	I.ORTOLÁ	23.123	J.KELSO	30.453	D.MUÑOZ	24.041	D.MOREIRA	25.244	12	X.ARTIGAS	1'42.919	1'43.340 (19)
13	A.SASAKI	23.125	D.MUÑOZ	30.489	A.MIGNO	24.050	T.SUZUKI	25.273	13	D.MUÑOZ	1'42.952	1'43.174 (16)
14	X.ARTIGAS	23.131	K.TOBA	30.508	D.MOREIRA	24.054	K.TOBA	25.286	14	J.KELSO	1'42.986	1'43.152 (14)
15	D.HOLGADO	23.131	X.ARTIGAS	30.525	A.FERNANDEZ	24.061	D.MUÑOZ	25.306	15	I.GUEVARA	1'43.008	1'43.280 (18)
16	N.CARRARO	23.151	A.FERNANDEZ	30.529	J.MCPHEE	24.064	A.FERNANDEZ	25.307	16	A.MIGNO	1'43.015	1'43.050 (11)
17	I.GUEVARA	23.152	T.FURUSATO	30.545	R.ROSSI	24.074	L.FELLON	25.334	17	R.YAMANAKA	1'43.051	1'43.131 (12)
18	R.YAMANAKA	23.156	L.FELLON	30.553	J.KELSO	24.087	I.GUEVARA	25.335	18	L.FELLON	1'43.131	1'43.161 (15)
19	S.GARCIA	23.192	A.MIGNO	30.562	I.GUEVARA	24.088	C.TATAY	25.340	19	I.ORTOLÁ	1'43.143	1'43.496 (20)
20	E.BARTOLINI	23.196	D.MOREIRA	30.565	T.FURUSATO	24.105	V.PEREZ	25.349	20	A.FERNANDEZ	1'43.231	1'43.515 (21)
21	J.MCPHEE	23.210	I.ORTOLÁ	30.621	J.WHATLEY	24.140	J.WHATLEY	25.379	21	S.OGDEN	1'43.257	1'43.257 (17)
22	A.MIGNO	23.225	S.GARCIA	30.658	A.CARRASCO	24.147	T.FURUSATO	25.402	22	T.FURUSATO	1'43.315	1'43.660 (22)
23	T.FURUSATO	23.263	V.PEREZ	30.720	M.AJI	24.165	J.KELSO	25.414	23	C.TATAY	1'43.504	1'43.838 (24)
24	D.ÖNCÜ	23.274	C.TATAY	30.734	I.ORTOLÁ	24.175	S.OGDEN	25.446	24	S.GARCIA	1'43.570	1'43.734 (23)

These data/results cannot be reproduced, stored and/or transmitted in whole or in part by any manner of electronic, mechanical, photocopying, recording, broadcasting or otherwise now known or herein after developed without the previous express consent by the copyright owner, except for reproduction in daily press and regular printed publications on sale to the public within 60 days of the event related to those data/results and always provided that copyright symbol appears together as follows below.
© DORNA, 2022



4554 m.

OR THAILAND GRAND PRIX

Free Practice Nr. 3

Best Partial Times

IT Ideal Lap Time, sum of the best partial times

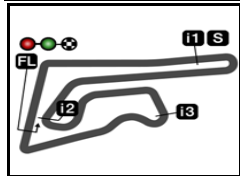
BT Best Lap Time

		T1		T2		T3		T4				
<i>Pos</i>	<i>Rider</i>	<i>Time</i>	<i>Rider</i>	<i>Time</i>	<i>Rider</i>	<i>Time</i>	<i>Rider</i>	<i>Time</i>	<i>Pos</i>	<i>Rider</i>	<i>IT</i>	<i>BT</i>
25	V.PEREZ	23.278	S.OGDEN	30.746	X.ARTIGAS	24.178	R.YAMANAKA	25.467	25	V.PEREZ	1'43.579	1'43.931 (25)
26	A.CARRASCO	23.327	M.AJI	30.763	L.FELLON	24.182	N.CARRARO	25.525	26	N.CARRARO	1'43.777	1'43.977 (27)
27	A.FERNANDEZ	23.334	N.CARRARO	30.775	S.GARCIA	24.189	S.GARCIA	25.531	27	J.WHATLEY	1'43.826	1'43.935 (26)
28	J.WHATLEY	23.404	E.BARTOLINI	30.815	V.PEREZ	24.232	E.BARTOLINI	25.539	28	M.AJI	1'44.006	1'44.353 (30)
29	C.TATAY	23.427	J.WHATLEY	30.903	N.CARRARO	24.326	A.CARRASCO	25.589	29	A.CARRASCO	1'44.104	1'44.156 (28)
30	M.AJI	23.466	A.CARRASCO	31.041	E.BARTOLINI	24.559	M.AJI	25.612	30	E.BARTOLINI	1'44.109	1'44.205 (29)

These data/results cannot be reproduced, stored and/or transmitted in whole or in part by any manner of electronic, mechanical, photocopying, recording, broadcasting or otherwise now known or herein after developed without the previous express consent by the copyright owner, except for reproduction in daily press and regular printed publications on sale to the public within 60 days of the event related to those data/results and always provided that copyright symbol appears together as follows below.
© DORNA, 2022


Official MotoGP Timing by **TISSOT**
www.motogp.com





4554 m.

OR THAILAND GRAND PRIX
Free Practice Nr. 3
Fastest Laps Sequence

<i>Practice Time</i>	 <i>Rider</i>	<i>Nation</i>	<i>Motorcycle</i>	<i>Time</i>	<i>Km/h</i>	<i>Rider's Lap</i>
3'51.902	64 Mario AJI	INA	HONDA	1'45.851	154.8	2
3'52.620	31 Adrian FERNANDEZ	SPA	KTM	1'44.468	156.9	2
3'54.279	96 Daniel HOLGADO	SPA	KTM	1'44.458	156.9	2
3'54.411	66 Joel KELSO	AUS	KTM	1'43.890	157.8	2
4'15.644	5 Jaume MASIA	SPA	KTM	1'43.830	157.8	2
4'41.418	71 Ayumu SASAKI	JPN	HUSQVARNA	1'43.376	158.5	2
6'23.207	7 Dennis FOGGIA	ITA	HONDA	1'43.164	158.9	3
6'24.362	71 Ayumu SASAKI	JPN	HUSQVARNA	1'42.944	159.2	3
7'47.651	17 John MCPHEE	GBR	HUSQVARNA	1'42.901	159.3	4
8'06.023	7 Dennis FOGGIA	ITA	HONDA	1'42.816	159.4	4
9'30.559	5 Jaume MASIA	SPA	KTM	1'42.748	159.5	5
27'05.628	7 Dennis FOGGIA	ITA	HONDA	1'42.563	159.8	10
27'50.383	71 Ayumu SASAKI	JPN	HUSQVARNA	1'42.310	160.2	10
40'11.949	7 Dennis FOGGIA	ITA	HONDA	1'42.084	160.5	14

These data/results cannot be reproduced, stored and/or transmitted in whole or in part by any manner of electronic, mechanical, photocopying, recording, broadcasting or otherwise now known or herein after developed without the previous express consent by the copyright owner, except for reproduction in daily press and regular printed publications on sale to the public within 60 days of the event related to those data/results and always provided that copyright symbol appears together as follows below.

© DORNA, 2022

Official MotoGP Timing by TISSOT
 www.motogp.com

Buriram, Saturday, October 01, 2022

