

Pirelli Portuguese Round, 7-9 October 2022

Results Free Practice 2nd Session

No.	Rider	Nat	Team	Bike	Class	Time	Gap	Rel.	Laps	Speed	
										Avg	Max
1	1 T. RAZGATLIOGLU	TUR	Pata Yamaha with Brixx WorldSBK	Yamaha YZF R1		1'40.720			17	164,130	314,1
2	65 J. REA	GBR	Kawasaki Racing Team WorldSBK	Kawasaki ZX-10RR		1'41.196	0.476	0.476	20	163,358	313,2
3	19 A. BAUTISTA	ESP	Aruba.it Racing - Ducati	Ducati Panigale V4R		1'41.223	0.503	0.027	22	163,315	307,0
4	21 M. RINALDI	ITA	Aruba.it Racing - Ducati	Ducati Panigale V4R		1'41.296	0.576	0.073	17	163,197	312,3
5	7 I. LECUONA	ESP	Team HRC	Honda CBR1000 RR-R		1'41.453	0.733	0.157	17	162,944	310,5
6	22 A. LOWES	GBR	Kawasaki Racing Team WorldSBK	Kawasaki ZX-10RR		1'41.639	0.919	0.186	21	162,646	310,5
7	47 A. BASSANI	ITA	Motocorsa Racing	Ducati Panigale V4R	IND	1'41.765	1.045	0.126	19	162,445	309,6
8	31 G. GERLOFF	USA	GYTR GRT Yamaha WorldSBK Team	Yamaha YZF R1	IND	1'41.794	1.074	0.029	17	162,399	312,3
9	5 P. DETTL	GER	Team GoEleven	Ducati Panigale V4R	IND	1'41.836	1.116	0.042	17	162,332	314,1
10	45 S. REDDING	GBR	BMW Motorrad WorldSBK Team	BMW M1000RR		1'41.847	1.127	0.011	15	162,314	311,4
11	97 X. VIERGE	ESP	Team HRC	Honda CBR1000 RR-R		1'41.858	1.138	0.011	19	162,297	310,5
12	55 A. LOCATELLI	ITA	Pata Yamaha with Brixx WorldSBK	Yamaha YZF R1		1'41.922	1.202	0.064	19	162,195	310,5
13	76 L. BAZ	FRA	Bonovo Action BMW	BMW M1000RR	IND	1'41.923	1.203	0.001	19	162,193	317,8
14	60 M. VAN DER MARK	NED	BMW Motorrad WorldSBK Team	BMW M1000RR		1'42.066	1.346	0.143	15	161,966	310,5
15	50 E. LAVERTY	IRL	Bonovo Action BMW	BMW M1000RR	IND	1'42.072	1.352	0.006	19	161,956	307,8
16	2 R. TAMBURINI	ITA	Yamaha Motox Racing WorldSBK Team	Yamaha YZF R1	IND	1'42.297	1.577	0.225	22	161,600	305,2
17	44 L. MAHIAS	FRA	Kawasaki Puccetti Racing	Kawasaki ZX-10RR	IND	1'42.313	1.593	0.016	16	161,575	301,0
18	91 L. HASLAM	GBR	TPR Team Pedercini Racing	Kawasaki ZX-10RR	IND	1'42.750	2.030	0.437	14	160,888	302,7
19	33 J. GAGNE	USA	Attack Performance Yamaha Racing	Yamaha YZF R1	IND	1'42.760	2.040	0.010	14	160,872	297,7
20	23 C. PONSSON	FRA	Gil Motor Sport-Yamaha	Yamaha YZF R1	IND	1'42.944	2.224	0.184	17	160,584	302,7
21	35 H. SYHRIN	MAS	MIE Racing Honda Team	Honda CBR1000 RR-R	IND	1'43.161	2.441	0.217	13	160,247	296,1
22	3 K. NOZANE	JPN	GYTR GRT Yamaha WorldSBK Team	Yamaha YZF R1	IND	1'43.329	2.609	0.168	19	159,986	304,4
23	36 L. MERCADO	ARG	MIE Racing Honda Team	Honda CBR1000 RR-R	IND	1'43.477	2.757	0.148	16	159,757	307,0
24	17 M. FRITZ	GER	IXS - Yart - Yamaha	Yamaha YZF R1	IND	1'43.625	2.905	0.148	4	159,529	294,5
25	29 L. BERNARDI	SMR	BARNI Spark Racing Team	Ducati Panigale V4R	IND	1'43.807	3.087	0.182	20	159,249	301,8
26	52 O. KONIG	CZE	Orelac Racing Verdatura	Kawasaki ZX-10RR	IND	1'45.625	4.905	1.818	16	156,508	302,7

Qualifying Lap Time (105% of 1'40.720): 1'45.756

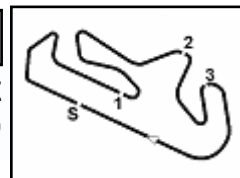
AIR	Humidity:	45%	Temp:	28°C
TRACK	Condition:	Dry	Temp:	43°C

Records	Pole	(SP)	2021 T.Razgatioglu	1'40.219	164,950	Km/h
	Race	(SPRC)	2019 J.Rea	1'41.272	163,240	Km/h
	All Times	(SP)	2021 T.Razgatioglu	1'40.219	164,950	Km/h

Start 07/10/2022 15:07 End 15:53 The results are provisional until the end of the time limit for protests and appeals and the completion of the technical checks.

These data/results cannot be reproduced, stored and/or transmitted in whole or in part by any manner of electronic, mechanical, photocopying, recording, broadcasting or otherwise now known or herein after developed without the previous express consent by the copyright owner, except for reproduction in daily press and regular printed publications on sale to the public within 60 days of the event related to those data/results and always provided that copyright symbol appears together as follows below.

© DORNA WSBK ORGANIZATION Srl 2022



Pirelli Portuguese Round, 7-9 October 2022

Results Free Practice 2nd Session

Session Highlights

Local Time	No. Rider	Description
15.07.00		Start
15.07.24		WorldSBK Pit Intervention Time: 1min 35secs
15.17.58	97 X. VIERGE	Racelink RF not working
15.18.56	44 L. MAHIAS	Racelink gps not working
15.20.49	17 M. FRITZ	Crashed - Turn 15
15.26.19	50 E. LAVERTY	Lap Cancelled [1'42.697] - Yellow Flag - Turn 15
15.26.29	76 L. BAZ	Lap Cancelled [1'42.254] - Yellow Flag - Turn 15
15.26.34	44 L. MAHIAS	Lap Cancelled [2'51.739] - Yellow Flag - Turn 15
15.26.39	7 I. LECUONA	Lap Cancelled [1'41.706] - Yellow Flag - Turn 15
15.26.44	19 A. BAUTISTA	Lap Cancelled [1'41.448] - Yellow Flag - Turn 15
15.26.49	4 A. BASSANI	Lap Cancelled [1'42.412] - Yellow Flag - Turn 15
15.26.54	1 T. RAZGATLIOGLU	Lap Cancelled [8'00.409] - Yellow Flag - Turn 15
15.26.59	97 X. VIERGE	Lap Cancelled [1'42.750] - Yellow Flag - Turn 15
15.27.04	60 M. VAN DER MARK	Lap Cancelled [2'10.516] - Yellow Flag - Turn 15
15.27.09	23 C. PONSSON	Lap Cancelled [2'12.187] - Yellow Flag - Turn 15
15.27.14	65 J. REA	Lap Cancelled [1'41.367] - Yellow Flag - Turn 15
15.27.19	5 P. OETTL	Lap Cancelled [1'43.829] - Yellow Flag - Turn 15
15.27.29	36 L. MERCADO	Lap Cancelled [2'12.341] - Yellow Flag - Turn 15
15.27.34	45 S. REDDING	Lap Cancelled [1'42.211] - Yellow Flag - Turn 15
15.27.44	21 M. RINALDI	Lap Cancelled [2'10.118] - Yellow Flag - Turn 15
15.53.56		End Of Session

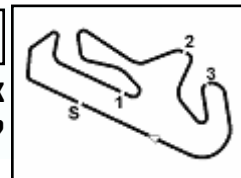
Fastest Laps Sequence

No.	Rider	Nat	Team	Bike	Local Time	Time	Gap	Avg
76	L. BAZ	FRA	Bonovo Action BMW	BMW M1000RR	15:10'43.563	1'42.473		161,322
50	E. LAVERTY	IRL	Bonovo Action BMW	BMW M1000RR	15:10'43.602	1'42.072	-0.401	161,956
47	A. BASSANI	ITA	Motocorsa Racing	Ducati Panigale V4R	15:11'02.297	1'41.864	-0.208	162,287
22	A. LOWES	GBR	Kawasaki Racing Team WorldSBK	Kawasaki ZX-10RR	15:11'05.081	1'41.691	-0.173	162,563
7	I. LECUONA	ESP	Team HRC	Honda CBR1000 RR-R	15:12'41.405	1'41.524	-0.167	162,830
65	J. REA	GBR	Kawasaki Racing Team WorldSBK	Kawasaki ZX-10RR	15:14'41.692	1'41.426	-0.098	162,988
19	A. BAUTISTA	ESP	Aruba.it Racing - Ducati	Ducati Panigale V4R	15:19'29.908	1'41.223	-0.203	163,315
1	T. RAZGATLIOGLU	TUR	Pata Yamaha with Brixx WorldSBK	Yamaha YZF R1	15:23'04.060	1'40.720	-0.503	164,130

Start 07/10/2022 15:07 End 15:53 The results are provisional until the end of the time limit for protests and appeals and the completion of the technical checks.

These data/results cannot be reproduced, stored and/or transmitted in whole or in part by any manner of electronic, mechanical, photocopying, recording, broadcasting or otherwise now known or herein after developed without the previous express consent by the copyright owner, except for reproduction in daily press and regular printed publications on sale to the public within 60 days of the event related to those data/results and always provided that copyright symbol appears together as follows below.

© DORNA WSBK ORGANIZATION Srl 2022



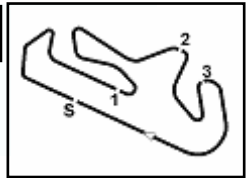
Pirelli Portuguese Round, 7-9 October 2022
Free Practices Combined Results after FP2

No.	Rider	Nat	Team	Bike	Class	FP1	FP2	FP3	Time	Gap	Rel.	Avg	LL
1	1 T. RAZGATLIOGLU	TUR	Pata Yamaha with Brixx WorldSBK	Yamaha YZF R1		1'41.249	1'40.720		1'40.720			164,130	34
2	21 M. RINALDI	ITA	Aruba.it Racing - Ducati	Ducati Panigale V4R		1'40.965	1'41.296		1'40.965	0.245	0.245	163,732	33
3	31 G. GERLOFF	USA	GYTR GRT Yamaha WorldSBK Team	Yamaha YZF R1	IND	1'41.082	1'41.794		1'41.082	0.362	0.117	163,542	36
4	65 J. REA	GBR	Kawasaki Racing Team WorldSBK	Kawasaki ZX-10RR		1'41.356	1'41.196		1'41.196	0.476	0.114	163,358	36
5	19 A. BAUTISTA	ESP	Aruba.it Racing - Ducati	Ducati Panigale V4R		1'41.512	1'41.223		1'41.223	0.503	0.027	163,315	41
6	7 I. LECUONA	ESP	Team HRC	Honda CBR1000 RR-R		1'42.099	1'41.453		1'41.453	0.733	0.230	162,944	34
7	22 A. LOWES	GBR	Kawasaki Racing Team WorldSBK	Kawasaki ZX-10RR		1'41.686	1'41.639		1'41.639	0.919	0.186	162,646	36
8	55 A. LOCATELLI	ITA	Pata Yamaha with Brixx WorldSBK	Yamaha YZF R1		1'41.760	1'41.922		1'41.760	1.040	0.121	162,453	37
9	47 A. BASSANI	ITA	Motocorsa Racing	Ducati Panigale V4R	IND	1'42.191	1'41.765		1'41.765	1.045	0.005	162,445	36
10	5 P. OETTL	GER	Team GoEleven	Ducati Panigale V4R	IND	1'42.295	1'41.836		1'41.836	1.116	0.071	162,332	33
11	45 S. REDDING	GBR	BMW Motorrad WorldSBK Team	BMW M1000RR		1'41.946	1'41.847		1'41.847	1.127	0.011	162,314	32
12	97 X. VIERGE	ESP	Team HRC	Honda CBR1000 RR-R		1'41.972	1'41.858		1'41.858	1.138	0.011	162,297	38
13	76 L. BAZ	FRA	Bonovo Action BMW	BMW M1000RR	IND	1'42.215	1'41.923		1'41.923	1.203	0.065	162,193	36
14	60 M. VAN DER MARK	NED	BMW Motorrad WorldSBK Team	BMW M1000RR		1'42.552	1'42.066		1'42.066	1.346	0.143	161,966	30
15	50 E. LAVERTY	IRL	Bonovo Action BMW	BMW M1000RR	IND	1'42.570	1'42.072		1'42.072	1.352	0.006	161,956	35
16	2 R. TAMBURINI	ITA	Yamaha Motox Racing WorldSBK Team	Yamaha YZF R1	IND	1'42.509	1'42.297		1'42.297	1.577	0.225	161,600	40
17	44 L. MAHIAS	FRA	Kawasaki Puccetti Racing	Kawasaki ZX-10RR	IND	1'43.146	1'42.313		1'42.313	1.593	0.016	161,575	27
18	91 L. HASLAM	GBR	TPR Team Pedercini Racing	Kawasaki ZX-10RR	IND	1'42.770	1'42.750		1'42.750	2.030	0.437	160,888	30
19	33 J. GAGNE	USA	Attack Performance Yamaha Racing	Yamaha YZF R1	IND	1'43.079	1'42.760		1'42.760	2.040	0.010	160,872	30
20	23 C. PONSSON	FRA	Gil Motor Sport-Yamaha	Yamaha YZF R1	IND	1'43.279	1'42.944		1'42.944	2.224	0.184	160,584	33
21	35 H. SYHRIN	MAS	MIE Racing Honda Team	Honda CBR1000 RR-R	IND	1'43.357	1'43.161		1'43.161	2.441	0.217	160,247	28
22	3 K. NOZANE	JPN	GYTR GRT Yamaha WorldSBK Team	Yamaha YZF R1	IND	1'43.622	1'43.329		1'43.329	2.609	0.168	159,986	36
23	17 M. FRITZ	GER	IXS - Yart - Yamaha	Yamaha YZF R1	IND	1'43.415	1'43.625		1'43.415	2.695	0.086	159,853	23
24	36 L. MERCADO	ARG	MIE Racing Honda Team	Honda CBR1000 RR-R	IND	1'43.416	1'43.477		1'43.416	2.696	0.001	159,851	31
25	29 L. BERNARDI	SMR	BARNI Spark Racing Team	Ducati Panigale V4R	IND	1'44.454	1'43.807		1'43.807	3.087	0.391	159,249	33
26	52 D. KONIG	CZE	Orelac Racing Verdnatura	Kawasaki ZX-10RR	IND	1'45.647	1'45.625		1'45.625	4.905	1.818	156,508	33

07/10/2022

These data/results cannot be reproduced, stored and/or transmitted in whole or in part by any manner of electronic, mechanical, photocopying, recording, broadcasting or otherwise now known or herein after developed without the previous express consent by the copyright owner, except for reproduction in daily press and regular printed publications on sale to the public within 60 days of the event related to those data/results and always provided that copyright symbol appears together as follows below.

© DORNA WSBK ORGANIZATION Srl 2022



Pirelli Portuguese Round, 7-9 October 2022

Best Sectors & Speed Free Practice 2nd Session

BEST LAP

1	1	T. RAZGATLIOGLU	Yamaha YZF R1	1'40.720
2	65	J. REA	Kawasaki ZX-10RR	1'41.196
3	19	A. BAUTISTA	Ducati Panigale V4R	1'41.223
4	21	M. RINALDI	Ducati Panigale V4R	1'41.296
5	7	I. LECUONA	Honda CBR1000 RR-R	1'41.453
6	22	A. LOWES	Kawasaki ZX-10RR	1'41.639
7	47	A. BASSANI	Ducati Panigale V4R	1'41.765
8	31	G. GERLOFF	Yamaha YZF R1	1'41.794
9	5	P. DETTL	Ducati Panigale V4R	1'41.836
10	45	S. REDDING	BMW M1000RR	1'41.847
11	97	X. VIERGE	Honda CBR1000 RR-R	1'41.858
12	55	A. LOCATELLI	Yamaha YZF R1	1'41.922
13	76	L. BAZ	BMW M1000RR	1'41.923
14	60	M. VAN DER MARK	BMW M1000RR	1'42.066
15	50	E. LAVERTY	BMW M1000RR	1'42.072
16	2	R. TAMBURINI	Yamaha YZF R1	1'42.297
17	44	L. MAHIAS	Kawasaki ZX-10RR	1'42.313
18	91	L. HASLAM	Kawasaki ZX-10RR	1'42.750
19	33	J. GAGNE	Yamaha YZF R1	1'42.760
20	23	C. PONSSON	Yamaha YZF R1	1'42.944
21	35	H. SYHRIN	Honda CBR1000 RR-R	1'43.161
22	3	K. NOZANE	Yamaha YZF R1	1'43.329
23	36	L. MERCADO	Honda CBR1000 RR-R	1'43.477
24	17	M. FRITZ	Yamaha YZF R1	1'43.625
25	29	L. BERNARDI	Ducati Panigale V4R	1'43.807
26	52	D. KONIG	Kawasaki ZX-10RR	1'45.625

SPEED

1	76	L. BAZ	BMW M1000RR	317,8
2	1	T. RAZGATLIOGLU	Yamaha YZF R1	314,1
3	5	P. DETTL	Ducati Panigale V4R	314,1
4	65	J. REA	Kawasaki ZX-10RR	313,2
5	31	G. GERLOFF	Yamaha YZF R1	312,3
6	21	M. RINALDI	Ducati Panigale V4R	312,3
7	45	S. REDDING	BMW M1000RR	311,4
8	7	I. LECUONA	Honda CBR1000 RR-R	310,5
9	60	M. VAN DER MARK	BMW M1000RR	310,5
10	22	A. LOWES	Kawasaki ZX-10RR	310,5
11	97	X. VIERGE	Honda CBR1000 RR-R	310,5
12	55	A. LOCATELLI	Yamaha YZF R1	310,5
13	47	A. BASSANI	Ducati Panigale V4R	309,6
14	50	E. LAVERTY	BMW M1000RR	307,8
15	36	L. MERCADO	Honda CBR1000 RR-R	307,0
16	19	A. BAUTISTA	Ducati Panigale V4R	307,0
17	2	R. TAMBURINI	Yamaha YZF R1	305,2
18	3	K. NOZANE	Yamaha YZF R1	304,4
19	91	L. HASLAM	Kawasaki ZX-10RR	302,7
20	23	C. PONSSON	Yamaha YZF R1	302,7
21	52	D. KONIG	Kawasaki ZX-10RR	302,7
22	29	L. BERNARDI	Ducati Panigale V4R	301,8
23	44	L. MAHIAS	Kawasaki ZX-10RR	301,0
24	33	J. GAGNE	Yamaha YZF R1	297,7
25	35	H. SYHRIN	Honda CBR1000 RR-R	296,1
26	17	M. FRITZ	Yamaha YZF R1	294,5

SEG. 1

1	65	J. REA	31.648
2	47	A. BASSANI	31.744
3	1	T. RAZGATLIOGLU	31.773
4	19	A. BAUTISTA	31.825
5	31	G. GERLOFF	31.855
6	21	M. RINALDI	31.859
7	5	P. DETTL	31.904
8	22	A. LOWES	31.954
9	76	L. BAZ	31.955
10	7	I. LECUONA	31.977
11	60	M. VAN DER MARK	31.982
12	55	A. LOCATELLI	32.033
13	97	X. VIERGE	32.040
14	45	S. REDDING	32.044
15	2	R. TAMBURINI	32.182
16	50	E. LAVERTY	32.211
17	44	L. MAHIAS	32.318
18	35	H. SYHRIN	32.420
19	23	C. PONSSON	32.493
20	91	L. HASLAM	32.502
21	29	L. BERNARDI	32.522
22	3	K. NOZANE	32.527
23	36	L. MERCADO	32.565
24	33	J. GAGNE	32.591
25	17	M. FRITZ	32.811
26	52	D. KONIG	33.166

SEG. 2

1	1	T. RAZGATLIOGLU	29.844
2	65	J. REA	30.051
3	22	A. LOWES	30.129
4	21	M. RINALDI	30.148
5	31	G. GERLOFF	30.214
6	7	I. LECUONA	30.225
7	19	A. BAUTISTA	30.232
8	55	A. LOCATELLI	30.265
9	91	L. HASLAM	30.332
10	5	P. DETTL	30.342
11	76	L. BAZ	30.356
12	45	S. REDDING	30.369
13	44	L. MAHIAS	30.403
14	60	M. VAN DER MARK	30.410
15	47	A. BASSANI	30.445
16	50	E. LAVERTY	30.457
17	97	X. VIERGE	30.471
18	33	J. GAGNE	30.481
19	35	H. SYHRIN	30.517
20	2	R. TAMBURINI	30.579
21	23	C. PONSSON	30.621
22	36	L. MERCADO	30.720
23	17	M. FRITZ	30.788
24	3	K. NOZANE	30.860
25	29	L. BERNARDI	30.951
26	52	D. KONIG	31.498

SEG. 3

1	1	T. RAZGATLIOGLU	21.188
2	65	J. REA	21.193
3	7	I. LECUONA	21.229
4	19	A. BAUTISTA	21.246
5	22	A. LOWES	21.301
6	31	G. GERLOFF	21.313
7	21	M. RINALDI	21.321
8	76	L. BAZ	21.351
9	47	A. BASSANI	21.368
10	55	A. LOCATELLI	21.397
11	97	X. VIERGE	21.426
12	45	S. REDDING	21.502
13	17	M. FRITZ	21.513
14	50	E. LAVERTY	21.521
15	60	M. VAN DER MARK	21.539
16	33	J. GAGNE	21.541
17	44	L. MAHIAS	21.558
18	2	R. TAMBURINI	21.559
19	35	H. SYHRIN	21.575
20	91	L. HASLAM	21.588
21	23	C. PONSSON	21.609
22	5	P. DETTL	21.639
23	3	K. NOZANE	21.646
24	29	L. BERNARDI	21.655
25	36	L. MERCADO	21.710
26	52	D. KONIG	22.108

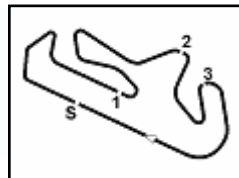
SEG. 4

1	19	A. BAUTISTA	17.663
2	7	I. LECUONA	17.667
3	60	M. VAN DER MARK	17.727
4	47	A. BASSANI	17.739
5	97	X. VIERGE	17.755
6	33	J. GAGNE	17.772
7	22	A. LOWES	17.778
8	55	A. LOCATELLI	17.815
9	44	L. MAHIAS	17.823
10	21	M. RINALDI	17.837
11	5	P. DETTL	17.839
12	76	L. BAZ	17.850
13	45	S. REDDING	17.855
14	1	T. RAZGATLIOGLU	17.862
15	50	E. LAVERTY	17.883
16	65	J. REA	17.894
17	35	H. SYHRIN	17.963
18	31	G. GERLOFF	17.976
19	2	R. TAMBURINI	17.977
20	29	L. BERNARDI	18.040
21	23	C. PONSSON	18.046
22	3	K. NOZANE	18.071
23	91	L. HASLAM	18.084
24	36	L. MERCADO	18.118
25	17	M. FRITZ	18.262
26	52	D. KONIG	18.457

07/10/2022

These data/results cannot be reproduced, stored and/or transmitted in whole or in part by any manner of electronic, mechanical, photocopying, recording, broadcasting or otherwise now known or herein after developed without the previous express consent by the copyright owner, except for reproduction in daily press and regular printed publications on sale to the public within 60 days of the event related to those data/results and always provided that copyright symbol appears together as follows below.

© DORNA WSBK ORGANIZATION Srl 2022



Portimao 4.592 m

Pirelli Portuguese Round, 7-9 October 2022

Ideal Times Free Practice 2nd Session

No. Rider	Nat	Bike	Seg. 1 Diff. 1	Seg. 2 Diff. 2	Seg. 3 Diff. 3	Seg. 4 Diff. 4	Ideal Time Best Lap	Pos.	Diff.
1	1 T. RAZGATLIOGLU	TUR Yamaha YZF R1	31.773 +0.053	29.844	21.188	17.862	1'40.667 1'40.720	1	0.053
2	65 J. REA	GBR Kawasaki ZX-10RR	31.648 +0.265	30.051	21.193	17.894 +0.145	1'40.786 1'41.196	2	0.410
3	19 A. BAUTISTA	ESP Ducati Panigale V4R	31.825 +0.055	30.232 +0.066	21.246	17.663 +0.136	1'40.966 1'41.223	3	0.257
4	7 I. LECUONA	ESP Honda CBR1000 RR-R	31.977	30.225 +0.127	21.229 +0.034	17.667 +0.194	1'41.098 1'41.453	5	0.355
5	22 A. LOWES	GBR Kawasaki ZX-10RR	31.954 +0.037	30.129 +0.086	21.301 +0.204	17.778 +0.150	1'41.162 1'41.639	6	0.477
6	21 M. RINALDI	ITA Ducati Panigale V4R	31.859 +0.116	30.148 +0.015	21.321	17.837	1'41.165 1'41.296	4	0.131
7	47 A. BASSANI	ITA Ducati Panigale V4R	31.744 +0.274	30.445 +0.095	21.368 +0.084	17.739 +0.016	1'41.296 1'41.765	7	0.469
8	31 G. GERLOFF	USA Yamaha YZF R1	31.855 +0.081	30.214 +0.155	21.313	17.976 +0.200	1'41.358 1'41.794	8	0.436
9	55 A. LOCATELLI	ITA Yamaha YZF R1	32.033 +0.069	30.265 +0.080	21.397 +0.087	17.815 +0.176	1'41.510 1'41.922	12	0.412
10	76 L. BAZ	FRA BMW M1000RR	31.955 +0.239	30.356 +0.082	21.351 +0.090	17.850	1'41.512 1'41.923	13	0.411
11	60 M. VAN DER MARK	NED BMW M1000RR	31.982 +0.173	30.410 +0.132	21.539 +0.044	17.727 +0.059	1'41.658 1'42.066	14	0.408
12	97 X. VIERGE	ESP Honda CBR1000 RR-R	32.040 +0.117	30.471	21.426 +0.017	17.755 +0.032	1'41.692 1'41.858	11	0.166
13	5 P. OETTL	GER Ducati Panigale V4R	31.904	30.342	21.639 +0.034	17.839 +0.078	1'41.724 1'41.836	9	0.112
14	45 S. REDDING	GBR BMW M1000RR	32.044 +0.071	30.369	21.502	17.855 +0.006	1'41.770 1'41.847	10	0.077
15	50 E. LAVERTY	IRL BMW M1000RR	32.211	30.457	21.521	17.883	1'42.072 1'42.072	15	
16	44 L. MAHIAS	FRA Kawasaki ZX-10RR	32.318 +0.177	30.403	21.558 +0.034	17.823	1'42.102 1'42.313	17	0.211
17	2 R. TAMBURINI	ITA Yamaha YZF R1	32.182	30.579	21.559	17.977	1'42.297 1'42.297	16	
18	33 J. GAGNE	USA Yamaha YZF R1	32.591 +0.153	30.481 +0.084	21.541	17.772 +0.138	1'42.385 1'42.760	19	0.375
19	35 H. SYHRIN	MAS Honda CBR1000 RR-R	32.420 +0.126	30.517 +0.298	21.575	17.963 +0.262	1'42.475 1'43.161	21	0.686
20	91 L. HASLAM	GBR Kawasaki ZX-10RR	32.502	30.332 +0.089	21.588 +0.028	18.084 +0.127	1'42.506 1'42.750	18	0.244
21	23 C. PONSSON	FRA Yamaha YZF R1	32.493	30.621 +0.069	21.609 +0.106	18.046	1'42.769 1'42.944	20	0.175
22	3 K. NOZANE	JPN Yamaha YZF R1	32.527 +0.042	30.860 +0.063	21.646	18.071 +0.120	1'43.104 1'43.329	22	0.225
23	36 L. MERCADO	ARG Honda CBR1000 RR-R	32.565 +0.148	30.720	21.710 +0.002	18.118 +0.214	1'43.113 1'43.477	23	0.364
24	29 L. BERNARDI	SMR Ducati Panigale V4R	32.522 +0.080	30.951 +0.171	21.655 +0.090	18.040 +0.298	1'43.168 1'43.807	25	0.639
25	17 M. FRITZ	GER Yamaha YZF R1	32.811	30.788 +0.146	21.513 +0.105	18.262	1'43.374 1'43.625	24	0.251
26	52 O. KONIG	CZE Kawasaki ZX-10RR	33.166	31.498 +0.091	22.108	18.457 +0.305	1'45.229 1'45.625	26	0.396
Overall Ideal Time			31.648	29.844	21.188	17.663	1'40.343		

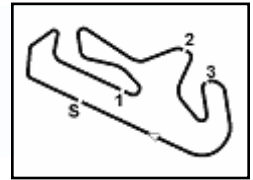
07/10/2022

These data/results cannot be reproduced, stored and/or transmitted in whole or in part by any manner of electronic, mechanical, photocopying, recording, broadcasting or otherwise now known or herein after developed without the previous express consent by the copyright owner, except for reproduction in daily press and regular printed publications on sale to the public within 60 days of the event related to those data/results and always provided that copyright symbol appears together as follows below.

© DORNA WSBK ORGANIZATION Srl 2022

FIGR PERUGIA TIMING





Portimao 4.592 m

Pirelli Portuguese Round, 7-9 October 2022

Chronological Analysis Free Practice 2nd Session

1 / 5

1° 1.T. RAZGATLIOGLU [1'40.720]							
Lap	Seg1	Seg2	Seg3	Seg4	Lap Time	km/h	Local Time
1		31.783	22.081	18.235			15:09'28.710
2	33.449	31.360	22.455	18.007	1'45.271	289,7	15:11'13.981
3	35.018	33.443	21.592	38.897	2'08.950P	314,1	15:13'22.931
4	6'49.009	31.162	22.085	18.153	8'00.409CP		15:21'23.340
5	31.826	29.844	21.188	17.862	1'40.720	310,5	15:23'04.060
6	32.140	30.361	21.654	39.115	2'03.270P	313,2	15:25'07.330
7	4'57.951	31.645	21.917	18.469	6'09.982P		15:31'17.312
8	32.318	30.552	21.518	18.141	1'42.529	303,5	15:32'59.841
9	31.981	30.244	21.298	18.178	1'41.701	304,4	15:34'41.542
10	31.979	30.252	21.221	18.113	1'41.565	305,2	15:36'23.107
11	31.979	30.238	21.355	18.172	1'41.744	307,0	15:38'04.851
12	32.160	30.299	21.352	18.127	1'41.938	306,1	15:39'46.789
13	32.771	33.922	22.357	39.239	2'08.289P	304,4	15:41'55.078
14	3'13.186	32.035	22.955	18.625	4'26.801P		15:46'21.879
15	33.904	30.254	21.295	18.160	1'43.613	300,2	15:48'05.492
16	31.773	30.168	21.284	18.056	1'41.281	305,2	15:49'46.773
17	31.785	30.221	21.333	18.119	1'41.458	308,7	15:51'28.231
18	31.904	30.021	21.222	18.160	1'41.307	305,2	15:53'09.538

17	32.038	30.513	21.471	17.941	1'41.963	303,5	15:42'15.975
18	31.979	35.958	21.609	18.048	1'47.594	301,8	15:44'03.569
19	32.184	30.929	21.518	18.075	1'42.706	296,1	15:45'46.275
20	32.370	31.120	24.022	18.247	1'45.759	298,5	15:47'32.034
21	32.007	30.644	21.576	18.054	1'42.281	301,8	15:49'14.315
22	31.921	30.775	21.627	18.130	1'42.453	305,2	15:50'56.768
23	31.907	30.755	21.528	18.055	1'42.245	304,4	15:52'39.013

2° 65 J. REA [1'41.196]							
Lap	Seg1	Seg2	Seg3	Seg4	Lap Time	km/h	Local Time
1		31.625	21.943	18.735			15:09'30.955
2	32.098	31.065	26.527	18.091	1'47.781	307,0	15:11'18.736
3	31.966	30.419	21.251	17.894	1'41.530	309,6	15:13'00.266
4	31.970	30.278	21.218	17.960	1'41.426	313,2	15:14'41.692
5	31.995	30.231	21.269	17.960	1'41.455	313,2	15:16'23.147
6	32.097	30.204	21.467	18.010	1'41.778	304,4	15:18'04.925
7	31.934	30.348	21.258	17.964	1'41.504	313,2	15:19'46.429
8	31.796	30.285	21.282	18.004	1'41.367C	313,2	15:21'27.796
9	31.781	30.583	21.327	18.004	1'41.695	312,3	15:23'09.491
10	31.793	30.212	21.258	18.026	1'41.289	313,2	15:24'50.780
11	31.911	30.256	21.226	17.948	1'41.341	312,3	15:26'32.121
12	31.979	30.356	21.332	17.940	1'41.607	308,7	15:28'13.728
13	34.356	33.426	23.370	38.872	2'10.024P	299,3	15:30'23.752
14	4'32.173	35.608	26.194	19.721	5'53.696P		15:36'17.448
15	32.158	30.593	21.522	18.251	1'42.524	303,5	15:37'59.972
16	32.052	33.799	23.220	37.636	2'06.707P	305,2	15:40'06.679
17	5'03.501	31.335	23.743	18.030	6'16.609P		15:46'23.288
18	31.846	30.110	21.264	18.088	1'41.308	302,7	15:48'04.596
19	31.648	30.117	21.353	18.250	1'41.368	305,2	15:49'45.964
20	31.960	31.494	21.462	18.143	1'43.059	305,2	15:51'29.023
21	31.913	30.051	21.193	18.039	1'41.196	306,1	15:53'10.219

4° 21 M. RINALDI [1'41.296]							
Lap	Seg1	Seg2	Seg3	Seg4	Lap Time	km/h	Local Time
1		31.528	22.075	18.100			15:10'00.794
2	32.408	30.760	21.701	17.875	1'42.744	306,1	15:11'43.538
3	32.293	30.508	21.462	17.857	1'42.120	306,1	15:13'25.658
4	32.139	30.382	21.564	17.919	1'42.004	307,8	15:15'07.662
5	32.084	30.353	21.481	17.849	1'41.767	305,2	15:16'49.429
6	32.046	30.192	21.392	17.909	1'41.539	310,5	15:18'30.968
7	31.975	30.163	21.321	17.837	1'41.296	311,4	15:20'12.264
8	34.787	32.865	23.132	39.334	2'10.118CP	312,3	15:22'22.382
9	6'20.958	31.938	21.583	18.142	7'32.621P		15:29'55.003
10	32.129	30.508	21.570	18.217	1'42.424	306,1	15:31'37.427
11	32.203	30.984	21.670	18.153	1'43.010	306,1	15:33'20.437
12	32.093	38.439	24.158	39.254	2'13.944P	305,2	15:35'34.381
13	5'06.889	30.943	21.892	18.320	6'18.044P		15:41'52.425
14	32.284	30.566	21.638	18.348	1'42.836	304,4	15:43'35.261
15	33.138	31.437	22.218	38.669	2'05.462P	301,8	15:45'40.723
16	2'40.817	30.442	21.683	18.194	3'51.136P		15:49'31.859
17	31.859	30.148	21.407	18.006	1'41.420	303,5	15:51'13.279
18	31.930	30.160	21.368	17.928	1'41.386	306,1	15:52'54.665

3° 19 A. BAUTISTA [1'41.223]							
Lap	Seg1	Seg2	Seg3	Seg4	Lap Time	km/h	Local Time
1		32.039	21.789	17.663			15:09'18.996
2	32.423	30.796	21.585	17.674	1'42.478	296,9	15:11'01.474
3	32.180	30.637	21.763	17.858	1'42.438	294,5	15:12'43.912
4	32.011	30.426	21.463	17.731	1'41.631	298,5	15:14'25.543
5	31.920	30.602	21.420	17.755	1'41.697	305,2	15:16'07.240
6	32.080	30.232	21.392	17.741	1'41.445	302,7	15:17'48.685
7	31.880	30.298	21.246	17.799	1'41.223	298,5	15:19'29.908
8	31.946	30.295	21.362	17.845	1'41.448C	305,2	15:21'11.356
9	31.887	30.254	21.494	17.671	1'41.306	297,7	15:22'52.662
10	32.178	30.632	21.502	17.748	1'42.060	283,7	15:24'34.722
11	31.825	30.417	21.274	17.865	1'41.381	307,0	15:26'16.103
12	31.858	32.795	23.761	39.310	2'07.724P	302,7	15:28'23.827
13	5'52.828	30.926	21.571	17.880	7'03.205P		15:35'27.032
14	32.099	30.646	21.683	17.882	1'42.310	289,7	15:37'09.342
15	31.873	31.033	21.427	18.036	1'42.369	305,2	15:38'51.711
16	31.938	30.819	21.467	18.077	1'42.301	301,8	15:40'34.012

5° 7 I. LECUONA [1'41.453]							
Lap	Seg1	Seg2	Seg3	Seg4	Lap Time	km/h	Local Time
1		31.895	22.612	17.934			15:09'16.989
2	32.422	30.661	21.968	17.841	1'42.892	300,2	15:10'59.881
3	31.988	30.529	21.340	17.667	1'41.524	309,6	15:12'41.405
4	32.192	30.607	21.575	17.936	1'42.310	307,8	15:14'23.715
5	32.072	30.410	21.319	17.799	1'41.600	304,4	15:16'05.315
6	32.136	30.453	21.499	17.929	1'42.017	307,8	15:17'47.332
7	31.977	30.352	21.263	17.861	1'41.453	308,7	15:19'28.785
8	32.084	30.432	21.263	17.927	1'41.706C	304,4	15:21'10.491
9	32.245	30.462	21.373	17.919	1'41.999	307,8	15:22'52.490
10	32.208	30.542	21.449	17.990	1'42.189	310,5	15:24'34.679
11	38.890	31.373	22.228	39.719	2'12.210P	285,9	15:26'46.889
12	10'47.299	31.562	21.758	18.142	11'58.761P		15:38'45.650
13	32.383	30.308	21.377	18.007	1'42.075	299,3	15:40'27.725
14	32.252	30.617	21.283	18.004	1'42.156	298,5	15:42'09.881
15	38.910	35.698	21.647	18.063	1'54.318	301,8	15:44'04.199
16	32.175	31.847	21.662	38.936	2'04.620P	297,7	15:46'08.819
17	4'06.187	31.067	25.202	18.101	5'20.557P		15:51'29.376
18	32.211	30.225	21.229	17.998	1'41.663	298,5	15:53'11.039

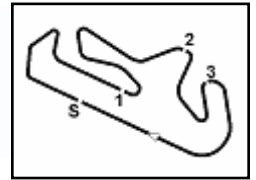
6° 22 A. LOWES [1'41.639]							
Lap	Seg1	Seg2	Seg3	Seg4	Lap Time	km/h	Local Time
1		32.651	22.124	18.035			15:09'23.390
2	32.018	30.594	21.301	17.778	1'41.691	308,7	15:11'05.081
3	32.119	30.202	21.370	17.961	1'41.652	303,5	15:12'46.733
4	32.373	30.856	21.503	17.907	1'42.639	309,6	15:14'29.372
5	31.954	30.576	21.340	17.849	1'41.719	310,5	15:16'11.091
6	31.991	30.215	21.505	17.928	1'41.639	305,2	15:17'52.730
7	31.971	30.480	21.428	41.150	2'05.029P	301,8	15:19'57.759
8	6'59.007	31.565	21.763	18.264	8'10.599P		15:28'08.358
9	32.103	30.199	21.443	18.060	1'41.805	305,2	15:29'50.163
10	32.038	30.192	21.476	18.052	1'41.758	308,7	15:31'31.921
11	31.989	30.314	21.411	17.954	1'41.668	307,8	15:33'13.589

07/10/2022

P = Pits In/Out - C = Lap Time Cancelled

These data/results cannot be reproduced, stored and/or transmitted in whole or in part by any manner of electronic, mechanical, photocopying, recording, broadcasting or otherwise now known or herein after developed without the previous express consent by the copyright owner, except for reproduction in daily press and regular printed publications on sale to the public within 60 days of the event related to those data/results and always provided that copyright symbol appears together as follows below.

© DORNA WSBK ORGANIZATION Srl 2022



Portimao 4.592 m

Pirelli Portuguese Round, 7-9 October 2022

Chronological Analysis Free Practice 2nd Session

2 / 5

12	32.337	30.427	21.486	18.219	1'42.469	293,7	15:34'56.058	6	32.074	30.522	21.662	17.839	1'42.097	307,8	15:18'11.050
13	32.203	30.129	21.539	18.086	1'41.957	301,8	15:36'38.015	7	32.080	30.652	21.730	17.930	1'42.392	311,4	15:19'53.442
14	32.058	30.220	21.553	18.207	1'42.038	306,1	15:38'20.053	8	32.362	30.714	21.872	18.881	1'43.829C	306,1	15:21'37.271
15	32.081	30.219	21.466	18.289	1'42.055	307,0	15:40'02.108	9	34.340	32.119	22.623	39.620	2'08.702P	266,9	15:23'45.973
16	32.019	30.212	21.501	18.149	1'41.881	304,4	15:41'43.989	10	8'37.723	31.694	22.218	18.147	9'49.782P		15:33'35.755
17	32.075	30.201	21.397	18.179	1'41.852	306,1	15:43'25.841	11	32.533	30.736	22.276	17.998	1'43.543	296,1	15:35'19.298
18	32.009	30.293	21.452	18.105	1'41.859	305,2	15:45'07.700	12	32.221	30.564	21.946	19.596	1'44.327	304,4	15:37'03.625
19	32.147	30.331	21.383	18.122	1'41.983	304,4	15:46'49.683	13	32.284	30.674	21.852	17.956	1'42.766	299,3	15:38'46.391
20	32.017	30.209	21.414	18.274	1'41.914	307,8	15:48'31.597	14	32.460	30.582	21.759	17.978	1'42.779	296,1	15:40'29.170
21	47.174	33.520	21.986	38.970	2'21.650P	307,0	15:50'53.247	15	35.217	31.565	23.853	40.196	2'10.831P	262,4	15:42'40.001
22	1'14.394	34.127	22.044	18.475	2'29.040P		15:53'22.287	16	5'11.455	30.724	21.639	17.914	6'21.732P		15:49'01.733
								17	31.904	30.342	21.673	17.917	1'41.836	307,0	15:50'43.569
								18	32.075	30.492	21.917	18.195	1'42.679	307,8	15:52'26.248

7° 47 A. BASSANI [1'41.765]							
Lap	Seg1	Seg2	Seg3	Seg4	Lap Time	km/h	Local Time
1		31.900	22.120	17.775			15:09'20.433
2	32.202	30.555	21.368	17.739	1'41.864	308,7	15:11'02.297
3	32.018	30.540	21.452	17.755	1'41.765	298,5	15:12'44.062
4	32.138	30.445	21.450	17.746	1'41.779	296,9	15:14'25.841
5	32.321	30.498	21.497	17.822	1'42.138	300,2	15:16'07.979
6	32.113	30.530	21.664	17.912	1'42.219	302,7	15:17'50.198
7	32.303	30.690	21.596	18.034	1'42.623	306,1	15:19'32.821
8	32.109	30.605	21.711	17.987	1'42.412C	306,1	15:21'15.233
9	32.063	30.612	21.571	17.996	1'42.242	303,5	15:22'57.475
10	32.045	30.903	21.572	18.036	1'42.556	301,8	15:24'40.031
11	32.223	30.629	21.501	17.966	1'42.319	308,7	15:26'22.350
12	32.090	30.563	21.593	17.979	1'42.225	307,0	15:28'04.575
13	32.110	30.712	21.727	18.120	1'42.669	307,0	15:29'47.244
14	32.118	30.962	21.706	18.118	1'42.904	307,0	15:31'30.148
15	32.220	30.947	21.724	18.274	1'43.165	307,0	15:33'13.313
16	41.462	35.326	24.685	39.381	2'20.854P	277,1	15:35'34.167
17	9'51.382	31.883	21.696	18.095	1'103.056P		15:46'37.223
18	31.958	30.534	21.400	17.967	1'41.859	301,8	15:48'19.082
19	31.744	30.747	21.415	18.065	1'41.971	309,6	15:50'01.053
20	47.918	33.125	24.983	18.572	2'04.598	305,2	15:52'05.651

10° 45 S. REDDING [1'41.847]							
Lap	Seg1	Seg2	Seg3	Seg4	Lap Time	km/h	Local Time
1		32.539	23.833	17.967			15:09'28.781
2	33.206	31.256	22.000	38.763	2'05.225P	283,7	15:11'34.006
3	3'53.787	31.526	21.923	18.026	5'05.262P		15:16'39.268
4	32.244	30.474	21.538	17.855	1'42.111	305,2	15:18'21.379
5	32.115	30.369	21.502	17.861	1'41.847	307,0	15:20'03.226
6	32.044	30.506	21.580	18.081	1'42.211C	311,4	15:21'45.437
7	32.157	30.534	21.626	18.046	1'42.363	301,0	15:23'27.800
8	32.117	30.502	23.335	38.819	2'04.773P	309,6	15:25'32.573
9	6'58.122	31.313	21.861	18.105	8'09.401P		15:33'41.974
10	32.293	30.853	21.565	18.068	1'42.779	298,5	15:35'24.753
11	32.103	30.477	21.720	17.998	1'42.298	307,8	15:37'07.051
12	32.089	41.064	22.349	39.677	2'15.179P	304,4	15:39'22.230
13	6'09.246	34.129	22.160	18.028	7'23.563P		15:46'45.793
14	32.055	30.612	21.662	18.058	1'42.387	299,3	15:48'28.180
15	32.153	30.485	21.610	18.129	1'42.377	307,0	15:50'10.557
16	37.584	32.987	27.959	18.327	1'56.857	303,5	15:52'07.414

11° 97 X. VIERGE [1'41.858]							
Lap	Seg1	Seg2	Seg3	Seg4	Lap Time	km/h	Local Time
1		32.479	27.185	22.311			15:09'24.421
2	32.606	31.180	21.943	17.806	1'43.535	305,2	15:11'07.956
3	32.394	31.219	21.794	17.755	1'43.162	306,1	15:12'51.118
4	32.233	30.777	21.576	17.826	1'42.412	301,0	15:14'33.530
5	32.258	30.690	21.639	17.857	1'42.444	310,5	15:16'15.974
6	32.245	30.562	21.768	17.837	1'42.412	301,8	15:17'58.386
7	32.283	30.847	21.655	17.858	1'42.643	309,6	15:19'41.029
8	32.203	30.939	21.801	17.807	1'42.750C	307,0	15:21'23.779
9	32.231	30.495	21.785	17.851	1'42.362	297,7	15:23'06.141
10	36.909	30.895	21.714	17.946	1'47.464	307,0	15:24'53.605
11	32.141	30.643	21.699	17.938	1'42.421	307,8	15:26'36.026
12	32.691	31.141	21.898	39.265	2'04.995P	304,4	15:28'41.021
13	9'47.030	31.552	29.150	21.207	11'08.939P		15:39'49.960
14	32.157	30.471	21.443	17.787	1'41.858	307,0	15:41'31.818
15	32.100	30.516	21.488	17.844	1'41.948	301,8	15:43'13.766
16	32.761	30.770	21.685	17.963	1'43.179	289,0	15:44'56.945
17	32.072	30.664	21.486	17.895	1'42.117	303,5	15:46'39.062
18	32.040	30.581	21.426	18.003	1'42.050	307,8	15:48'21.112
19	32.218	30.731	29.312	20.489	1'52.750	304,4	15:50'13.862
20	32.178	37.223	22.798	18.468	1'50.667	307,0	15:52'04.529

8° 31 G. GERLOFF [1'41.794]							
Lap	Seg1	Seg2	Seg3	Seg4	Lap Time	km/h	Local Time
1		31.421	21.917	18.179			15:09'08.936
2	32.517	30.918	21.499	17.976	1'42.910	303,5	15:10'51.846
3	32.761	30.716	21.437	18.067	1'42.981	302,7	15:12'34.827
4	32.147	30.447	21.618	18.230	1'42.442	307,8	15:14'17.269
5	36.510	31.067	21.803	40.776	2'10.156P	312,3	15:16'27.425
6	6'59.371	30.902	21.545	18.046	8'09.864P		15:24'37.289
7	32.448	30.449	21.480	18.028	1'42.405	307,0	15:26'19.694
8	32.131	30.509	21.366	18.089	1'42.095	306,1	15:28'01.789
9	32.091	30.837	21.532	18.063	1'42.523	307,8	15:29'44.312
10	31.957	30.357	21.467	18.078	1'41.859	306,1	15:31'26.171
11	31.855	31.910	22.379	17.991	1'44.135	306,1	15:33'10.306
12	32.073	30.547	21.487	18.152	1'42.259	305,2	15:34'52.565
13	31.930	30.214	21.564	18.183	1'41.891	307,0	15:36'34.456
14	32.570	30.507	21.609	18.251	1'42.937	307,0	15:38'17.393
15	32.025	32.151	21.681	39.424	2'05.281P	307,0	15:40'22.674
16	8'01.560	30.524	21.539	18.263	9'11.886P		15:49'34.560
17	31.936	30.369	21.313	18.176	1'41.794	305,2	15:51'16.354
18	32.078	30.285	21.540	18.100	1'42.003	305,2	15:52'58.357

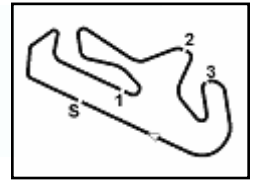
9° 5 P. OETTL [1'41.836]							
Lap	Seg1	Seg2	Seg3	Seg4	Lap Time	km/h	Local Time
1		31.758	22.319	17.901			15:09'29.089
2	33.542	31.238	22.356	17.996	1'45.132	292,1	15:11'14.221
3	32.189	30.716	21.674	17.869	1'42.448	300,2	15:12'56.669
4	39.354	30.736	21.787	17.866	1'49.743	314,1	15:14'46.412
5	32.394	30.529	21.706	17.912	1'42.541	312,3	15:16'28.953

12° 55 A. LOCATELLI [1'41.922]							
Lap	Seg1	Seg2	Seg3	Seg4	Lap Time	km/h	Local Time
1		33.314	22.967	22.463			15:09'25.522
2	32.496	30.731	21.570	17.815	1'42.612	301,8	15:11'08.134
3	32.181	30.553	21.471	17.954	1'42.159	297,7	15:12'50.293
4	32.102	30.345	21.484	17.991	1'41.922	307,0	15:14'32.215
5	32.249	30.879	21.857	18.249	1'43.234	301,0	15:16'15.449

07/10/2022 P = Pits In/Out - C = Lap Time Cancelled

These data/results cannot be reproduced, stored and/or transmitted in whole or in part by any manner of electronic, mechanical, photocopying, recording, broadcasting or otherwise now known or herein after developed without the previous express consent by the copyright owner, except for reproduction in daily press and regular printed publications on sale to the public within 60 days of the event related to those data/results and always provided that copyright symbol appears together as follows below.

© DORNA WSBK ORGANIZATION Srl 2022



Portimao 4.592 m

Pirelli Portuguese Round, 7-9 October 2022

Chronological Analysis Free Practice 2nd Session

3 / 5

6	32.191	30.477	21.553	38.974	2'03.195P	310,5	15:18'18.644	4	32.349	30.548	21.584	17.924	1'42.405	307,8	15:14'08.607
7	11'47.182	32.442	21.672	17.966	12'59.262P		15:31'17.906	5	32.280	30.615	21.608	18.050	1'42.553	302,7	15:15'51.160
8	32.348	30.557	21.532	17.948	1'42.385	288,2	15:33'00.291	6	32.552	30.695	21.606	17.929	1'42.782	304,4	15:17'33.942
9	32.205	30.324	21.397	18.055	1'41.981	295,3	15:34'42.272	7	32.357	30.635	21.560	18.078	1'42.630	303,5	15:19'16.572
10	32.270	30.265	21.540	18.054	1'42.129	302,7	15:36'24.401	8	32.363	30.733	21.560	18.041	1'42.697C	305,2	15:20'59.269
11	32.229	30.434	21.441	18.062	1'42.166	304,4	15:38'06.567	9	32.541	30.709	21.706	18.063	1'43.019	305,2	15:22'42.288
12	32.310	30.338	21.499	18.042	1'42.189	305,2	15:39'48.756	10	32.357	30.763	21.651	18.021	1'42.792	304,4	15:24'25.080
13	32.184	30.390	21.486	18.149	1'42.209	304,4	15:41'30.965	11	32.490	30.702	21.627	41.198	2'06.017P	300,2	15:26'31.097
14	32.221	30.345	21.524	18.207	1'42.297	302,7	15:43'13.262	12	7'06.047	32.954	24.630	18.571	8'22.202P		15:34'53.299
15	32.185	30.479	21.570	18.166	1'42.400	300,2	15:44'55.662	13	32.308	31.033	21.828	18.242	1'43.411	304,4	15:36'36.710
16	32.265	30.577	21.563	18.091	1'42.496	301,8	15:46'38.158	14	32.522	30.793	22.001	18.246	1'43.562	298,5	15:38'20.272
17	32.114	30.396	21.403	18.109	1'42.022	302,7	15:48'20.180	15	32.536	30.933	21.777	41.032	2'06.278P	295,3	15:40'26.550
18	32.033	30.375	21.408	18.121	1'41.937	306,1	15:50'02.117	16	4'01.801	32.991	22.161	18.780	5'15.733P		15:45'42.283
19	32.204	30.284	21.579	18.161	1'42.228	304,4	15:51'44.345	17	32.473	30.749	21.677	18.274	1'43.173	301,8	15:47'25.456
20	32.259	30.299	21.600	18.149	1'42.307	303,5	15:53'26.652	18	32.268	30.819	21.700	18.299	1'43.086	305,2	15:49'08.542
								19	43.283	31.237	22.140	18.411	1'55.071	297,7	15:51'03.613
								20	32.314	30.854	21.768	18.368	1'43.304	307,0	15:52'46.917

13° 76 L. BAZ [1'41.923]

Lap	Seg1	Seg2	Seg3	Seg4	Lap Time	km/h	Local Time
1		32.394	22.474	18.240			15:09'01.090
2	32.260	30.641	21.563	18.009	1'42.473	308,7	15:10'43.563
3	32.879	30.736	21.775	18.083	1'43.473	300,2	15:12'27.036
4	32.194	30.438	21.441	17.850	1'41.923	307,8	15:14'08.959
5	32.231	30.507	21.640	17.967	1'42.345	305,2	15:15'51.304
6	32.080	30.452	21.478	17.924	1'41.934	317,8	15:17'33.238
7	33.748	30.746	21.926	18.109	1'44.529	312,3	15:19'17.767
8	32.098	30.816	21.382	17.958	1'42.254C	313,2	15:21'00.021
9	32.130	30.571	21.736	17.992	1'42.429	314,1	15:22'42.450
10	33.052	31.988	22.635	39.673	2'07.348P	299,3	15:24'49.798
11	9'05.725	32.414	26.075	20.865	10'25.079P		15:35'14.877
12	32.002	30.548	21.355	18.186	1'42.091	304,4	15:36'56.968
13	31.955	34.724	23.078	19.358	1'49.115	307,8	15:38'46.083
14	32.221	30.356	21.491	18.147	1'42.215	303,5	15:40'28.298
15	32.173	30.453	21.640	18.060	1'42.326	306,1	15:42'10.624
16	32.614	31.473	23.574	39.474	2'07.135P	305,2	15:44'17.759
17	1'50.119	30.800	21.688	18.241	3'00.848P		15:47'18.607
18	32.028	30.566	21.351	18.128	1'42.073	306,1	15:49'00.680
19	33.221	30.630	21.482	18.302	1'43.635	307,0	15:50'44.315
20	32.101	30.449	21.456	18.233	1'42.239	308,7	15:52'26.554

16° 2 R. TAMBURINI [1'42.297]

Lap	Seg1	Seg2	Seg3	Seg4	Lap Time	km/h	Local Time
1		33.104	22.125	18.244			15:09'12.173
2	32.762	31.066	21.741	18.064	1'43.633	301,8	15:10'55.806
3	32.435	35.570	29.716	18.502	1'56.223	303,5	15:12'52.029
4	32.480	30.712	21.629	18.024	1'42.845	300,2	15:14'34.874
5	32.389	30.833	29.844	42.892	2'15.958P	305,2	15:16'50.832
6	4'54.896	34.621	25.589	18.623	6'13.729P		15:23'04.561
7	32.182	30.579	21.559	17.977	1'42.297	304,4	15:24'46.858
8	32.570	30.785	21.596	18.154	1'43.105	303,5	15:26'29.963
9	32.461	30.823	21.620	18.111	1'43.115	302,7	15:28'13.078
10	32.424	30.670	21.632	18.090	1'42.816	298,5	15:29'55.894
11	32.346	30.635	21.569	18.182	1'42.732	296,9	15:31'38.626
12	32.324	30.944	21.638	18.135	1'43.041	295,3	15:33'21.667
13	32.420	30.785	21.829	18.378	1'43.412	297,7	15:35'05.079
14	32.517	30.821	21.889	18.305	1'43.532	297,7	15:36'48.611
15	32.483	30.757	21.889	18.314	1'43.443	298,5	15:38'32.054
16	32.615	30.776	22.107	18.342	1'43.840	300,2	15:40'15.894
17	32.451	30.933	21.726	18.282	1'43.392	300,2	15:41'59.286
18	32.351	30.815	21.836	18.305	1'43.307	301,0	15:43'42.593
19	32.494	30.912	21.898	18.334	1'43.638	300,2	15:45'26.231
20	32.491	30.978	21.851	18.435	1'43.755	296,1	15:47'09.986
21	32.527	30.868	21.746	18.317	1'43.458	296,1	15:48'53.444
22	32.356	30.801	21.793	18.350	1'43.300	297,7	15:50'36.744
23	32.407	30.757	21.794	18.383	1'43.341	300,2	15:52'20.085

14° 60 M. VAN DER MARK [1'42.066]

Lap	Seg1	Seg2	Seg3	Seg4	Lap Time	km/h	Local Time
1		31.918	22.201	17.853			15:09'11.029
2	32.291	30.685	21.760	17.727	1'42.463	303,5	15:10'53.492
3	32.331	30.688	21.747	17.872	1'42.638	310,5	15:12'36.130
4	32.284	30.513	21.723	17.745	1'42.265	305,2	15:14'18.395
5	41.682	32.579	21.951	18.160	1'54.372	307,0	15:16'12.767
6	32.368	30.531	21.539	17.938	1'42.376	305,2	15:17'55.143
7	32.155	30.542	21.583	17.786	1'42.066	308,7	15:19'37.209
8	37.411	31.291	22.227	39.587	2'10.516CP	310,5	15:21'47.725
9	13'57.687	32.090	22.101	18.172	15'10.050P		15:36'57.775
10	32.275	30.504	21.660	18.012	1'42.451	305,2	15:38'40.226
11	32.150	30.709	21.650	39.835	2'04.344P	306,1	15:40'44.570
12	3'37.619	31.828	22.075	18.061	4'49.583P		15:45'34.153
13	32.336	30.410	21.672	17.940	1'42.358	304,4	15:47'16.511
14	31.982	30.505	21.675	18.042	1'42.204	309,6	15:48'58.715
15	32.178	30.912	21.729	17.966	1'42.785	309,6	15:50'41.500
16	32.092	30.731	21.609	18.068	1'42.500	309,6	15:52'24.000

15° 50 E. LAVERTY [1'42.072]

Lap	Seg1	Seg2	Seg3	Seg4	Lap Time	km/h	Local Time
1		32.353	22.524	18.450			15:09'01.530
2	32.211	30.457	21.521	17.883	1'42.072	306,1	15:10'43.602
3	32.558	30.475	21.557	18.010	1'42.600	294,5	15:12'26.202

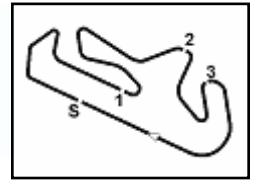
17° 44 L. MAHIAS [1'42.313]

Lap	Seg1	Seg2	Seg3	Seg4	Lap Time	km/h	Local Time
1		31.740	22.616	38.945			15:18'04.806
2	1'41.003	31.049	21.654	18.033	2'51.739CP		15:20'56.545
3	33.215	31.017	21.822	18.148	1'44.202	296,9	15:22'40.747
4	32.711	30.940	21.667	18.017	1'43.335	299,3	15:24'24.082
5	32.732	30.807	21.650	17.973	1'43.162	301,0	15:26'07.244
6	32.773	30.756	21.621	18.103	1'43.253	293,7	15:27'50.497
7	32.443	31.137	21.718	18.103	1'43.401	299,3	15:29'33.898
8	32.720	31.211	21.710	18.001	1'43.642	296,1	15:31'17.540
9	32.777	30.850	21.631	17.892	1'43.150	289,0	15:33'00.690
10	32.706	31.100	22.006	40.365	2'06.177P	285,9	15:35'06.867
11	6'52.924	36.113	21.676	18.019	8'08.732P		15:43'15.599
12	32.505	30.809	21.680	17.854	1'42.848	296,9	15:44'58.447
13	32.318	30.875	25.436	19.469	1'48.098	294,5	15:46'46.545
14	32.495	30.403	21.592	17.823	1'42.313	297,7	15:48'28.858
15	32.413	30.529	21.558	17.963	1'42.463	298,5	15:50'11.321
16	32.772	30.863	25.173	18.124	1'46.932	295,3	15:51'58.253
17	32.779	31.060	21.637	18.147	1'43.623	293,7	15:53'41.876

07/10/2022 P = Pits In/Out - C = Lap Time Cancelled

These data/results cannot be reproduced, stored and/or transmitted in whole or in part by any manner of electronic, mechanical, photocopying, recording, broadcasting or otherwise now known or herein after developed without the previous express consent by the copyright owner, except for reproduction in daily press and regular printed publications on sale to the public within 60 days of the event related to those data/results and always provided that copyright symbol appears together as follows below.

© DORNA WSBK ORGANIZATION Srl 2022



Portimao 4.592 m

Pirelli Portuguese Round, 7-9 October 2022

Chronological Analysis Free Practice 2nd Session

4 / 5

18° 91 L. HASLAM [1'42.750]

Lap	Seg.1	Seg.2	Seg.3	Seg.4	Lap Time	km/h	Local Time
1		33.456	22.799	18.686			15:09'02.469
2	37.201	31.696	24.686	18.429	1'52.012	302,7	15:10'54.481
3	32.690	32.074	22.395	20.704	1'47.863	300,2	15:12'42.344
4	32.655	30.503	21.866	18.102	1'43.126	287,4	15:14'25.470
5	32.508	30.991	21.588	18.105	1'43.192	294,5	15:16'08.662
6	32.572	30.586	21.614	18.084	1'42.856	294,5	15:17'51.518
7	32.581	32.432	21.811	41.156	2'07.980P	294,5	15:19'59.498
8	11'03.790	31.802	22.552	18.582	12'16.726P		15:32'16.224
9	32.879	30.665	23.642	39.724	2'06.910P	292,1	15:34'23.134
10	6'03.233	32.800	24.992	20.344	7'21.369P		15:41'44.503
11	32.739	30.332	21.677	18.198	1'42.946	292,9	15:43'27.449
12	32.502	30.421	21.616	18.211	1'42.750	293,7	15:45'10.199
13	32.549	34.441	23.390	18.716	1'49.096	292,9	15:46'59.295
14	32.828	30.571	21.739	18.283	1'43.421	292,1	15:48'42.716
15	35.844	32.717	22.578	41.799	2'12.938P	292,1	15:50'55.654

19° 33 J. GAGNE [1'42.760]

Lap	Seg.1	Seg.2	Seg.3	Seg.4	Lap Time	km/h	Local Time
1		33.183	22.936	17.897			15:09'17.739
2	33.303	33.489	23.183	17.772	1'47.747	285,9	15:11'05.486
3	32.637	30.893	21.760	17.895	1'43.185	287,4	15:12'48.671
4	32.744	30.565	21.541	17.910	1'42.760	296,9	15:14'31.431
5	32.721	31.372	25.554	38.010	2'07.657P	290,5	15:16'39.088
6	9'48.821	32.557	22.536	18.519	11'02.433P		15:27'41.521
7	34.936	31.684	22.273	37.121	2'06.014P	287,4	15:29'47.535
8	7'06.263	35.031	22.106	18.100	8'21.500P		15:38'09.035
9	32.926	30.481	21.724	18.031	1'43.162	296,1	15:39'52.197
10	32.735	30.542	21.546	17.937	1'42.760	293,7	15:41'34.957
11	34.402	31.838	24.262	37.759	2'08.261P	292,9	15:43'43.218
12	3'22.660	31.859	25.835	18.092	4'38.446P		15:48'21.664
13	32.591	30.501	21.639	18.400	1'42.771	294,5	15:50'04.435
14	33.755	34.327	26.567	18.410	1'53.059	297,7	15:51'57.494
15	32.897	32.659	22.056	18.139	1'45.751	296,9	15:53'43.245

20° 23 C. PONSSON [1'42.944]

Lap	Seg.1	Seg.2	Seg.3	Seg.4	Lap Time	km/h	Local Time
1		32.837	22.767	18.473			15:09'02.541
2	34.431	31.384	28.377	18.187	1'52.379	292,1	15:10'54.920
3	32.834	31.142	21.932	18.203	1'44.111	297,7	15:12'39.031
4	32.623	31.105	24.120	19.622	1'47.470	296,9	15:14'26.501
5	32.493	30.690	21.715	18.046	1'42.944	301,8	15:16'09.445
6	32.624	30.701	21.689	18.079	1'43.093	302,7	15:17'52.538
7	32.606	30.795	21.609	18.054	1'43.064	297,7	15:19'35.602
8	37.177	32.383	23.148	39.479	2'12.187CP	292,9	15:21'47.789
9	10'20.760	34.594	22.926	18.512	11'36.792P		15:33'24.581
10	35.195	33.148	25.542	18.522	1'52.407	295,3	15:35'16.988
11	32.912	30.900	22.328	20.203	1'46.343	292,9	15:37'03.331
12	32.940	30.684	21.786	18.071	1'43.481	296,1	15:38'46.812
13	32.547	30.621	21.744	18.249	1'43.161	292,9	15:40'29.973
14	33.305	32.299	24.794	18.564	1'48.962	297,7	15:42'18.935
15	32.768	30.879	21.657	18.343	1'43.647	295,3	15:44'02.582
16	32.648	33.674	21.839	38.958	2'07.119P	295,3	15:46'09.701
17	3'22.608	33.277	21.947	18.521	4'36.353P		15:50'46.054
18	32.650	30.956	21.761	18.408	1'43.775	295,3	15:52'29.829

21° 35 H. SYAHRIN [1'43.161]

Lap	Seg.1	Seg.2	Seg.3	Seg.4	Lap Time	km/h	Local Time
1		32.904	22.891	18.250			15:09'05.209
2	33.261	31.572	26.678	19.900	1'51.411	295,3	15:10'56.620

3	32.827	31.121	21.813	18.302	1'44.063	292,9	15:12'40.683
4	32.763	30.517	22.066	17.963	1'43.309	295,3	15:14'23.992
5	45.416	31.211	22.498	18.442	1'57.567	259,9	15:16'21.559
6	36.641	32.562	23.903	41.088	2'14.194P	295,3	15:18'35.753
7	15'34.803	32.836	24.557	18.399	16'50.595P		15:35'26.348
8	32.624	30.580	22.089	18.155	1'43.448	291,3	15:37'09.796
9	32.546	30.815	21.575	18.225	1'43.161	289,0	15:38'52.957
10	35.073	31.821	22.180	18.365	1'47.439	285,9	15:40'40.396
11	32.751	30.902	21.833	18.346	1'43.832	296,1	15:42'24.228
12	34.034	32.117	22.482	42.355	2'10.988P	282,2	15:44'35.216
13	5'17.330	31.295	22.147	18.505	6'29.277P		15:51'04.493
14	32.420	31.587	21.681	18.440	1'44.128	296,1	15:52'48.621

22° 3 K. NOZANE [1'43.329]

Lap	Seg.1	Seg.2	Seg.3	Seg.4	Lap Time	km/h	Local Time
1		32.458	22.326	18.277			15:09'14.654
2	33.381	31.560	22.198	18.071	1'45.210	302,7	15:10'59.864
3	32.773	31.164	22.113	18.079	1'44.129	289,7	15:12'43.993
4	33.018	31.106	21.976	18.124	1'44.224	282,2	15:14'28.217
5	32.867	31.414	21.918	18.236	1'44.435	304,4	15:16'12.652
6	33.040	31.119	21.927	18.252	1'44.338	280,7	15:17'56.990
7	38.416	36.358	24.683	41.544	2'21.001P	299,3	15:20'17.991
8	10'20.999	45.451	28.901	23.604	11'58.955P		15:32'16.946
9	33.260	30.860	21.735	18.205	1'44.060	292,9	15:34'01.006
10	32.750	30.957	21.706	18.205	1'43.618	299,3	15:35'44.624
11	34.156	31.253	21.958	18.300	1'45.667	292,9	15:37'30.291
12	32.527	31.170	21.801	18.235	1'43.733	296,9	15:39'14.024
13	32.569	30.923	21.646	18.191	1'43.329	296,1	15:40'57.353
14	32.860	31.293	21.875	18.336	1'44.364	290,5	15:42'41.717
15	32.917	31.053	21.767	18.359	1'44.096	292,1	15:44'25.813
16	32.720	31.170	21.826	18.475	1'44.191	291,3	15:46'10.004
17	32.871	31.090	21.817	18.498	1'44.276	295,3	15:47'54.280
18	32.980	31.294	21.966	18.533	1'44.773	294,5	15:49'39.053
19	36.899	34.514	22.741	18.588	1'52.742	288,2	15:51'31.795
20	32.846	34.748	25.372	40.801	2'13.767P	296,1	15:53'45.562

23° 36 L. MERCADO [1'43.477]

Lap	Seg.1	Seg.2	Seg.3	Seg.4	Lap Time	km/h	Local Time
1		32.465	22.445	18.360			15:09'02.674
2	33.549	31.217	21.905	18.159	1'44.830	284,4	15:10'47.504
3	41.789	37.583	22.103	18.124	1'59.599	306,1	15:12'47.103
4	32.778	30.821	21.796	18.118	1'43.513	296,1	15:14'30.616
5	40.469	31.382	21.974	18.251	1'52.076	305,2	15:16'22.692
6	32.940	30.810	21.774	18.186	1'43.710	300,2	15:18'06.402
7	32.565	31.051	21.731	18.235	1'43.582	306,1	15:19'49.984
8	37.693	31.384	22.610	40.654	2'12.341CP	307,0	15:22'02.325
9	10'13.523	32.827	22.052	18.441	11'26.843P		15:33'29.168
10	37.124	40.882	22.860	18.388	1'59.254	300,2	15:35'28.422
11	32.687	30.807	21.825	18.516	1'43.835	302,7	15:37'12.257
12	34.469	31.473	22.067	39.799	2'07.808P	301,8	15:39'20.065
13	4'43.974	32.543	26.108	18.509	6'01.134P		15:45'21.199
14	32.869	31.202	27.506	18.343	1'49.920	298,5	15:47'11.119
15	32.803	30.820	21.710	18.308	1'43.641	300,2	15:48'54.760
16	32.713	30.720	21.712	18.332	1'43.477	301,8	15:50'38.237
17	32.789	30.857	21.747	18.341	1'43.734	300,2	15:52'21.971

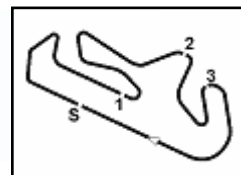
24° 17 M. FRITZ [1'43.625]

Lap	Seg.1	Seg.2	Seg.3	Seg.4	Lap Time	km/h	Local Time
1		35.336	22.898	18.718			15:09'06.605
2	33.981	31.877	22.356	37.567	2'05.781P	283,7	15:11'12.386
3	3'01.265	31.797	21.958	18.350	4'13.370P		15:15'25.756
4	33.093	30.820	21.732	18.325	1'43.970	294,5	15:17'09.726
5	32.811	30.934	21.618	18.262	1'43.625	289,0	15:18'53.351

07/10/2022 P = Pits In/Out - C = Lap Time Cancelled

These data/results cannot be reproduced, stored and/or transmitted in whole or in part by any manner of electronic, mechanical, photocopying, recording, broadcasting or otherwise now known or herein after developed without the previous express consent by the copyright owner, except for reproduction in daily press and regular printed publications on sale to the public within 60 days of the event related to those data/results and always provided that copyright symbol appears together as follows below.

© DORNA WSBK ORGANIZATION Srl 2022



Pirelli Portuguese Round, 7-9 October 2022

Chronological Analysis Free Practice 2nd Session

25° 29 L. BERNARDI [1'43.807]							
Lap	Seg.1	Seg.2	Seg.3	Seg.4	Lap Time	km/h	Local Time
1		32.598	22.208	18.128			15:09'14.915
2	33.561	31.462	22.023	18.189	1'45.235	281,5	15:11'00.150
3	34.129	31.568	21.860	18.040	1'45.597	263,7	15:12'45.747
4	33.077	31.052	21.990	18.164	1'44.283	270,9	15:14'30.030
5	32.858	32.214	21.945	38.367	2'05.384P	289,0	15:16'35.414
6	5'57.724	31.839	21.914	18.488	7'09.965P		15:23'45.379
7	33.220	31.137	21.822	18.264	1'44.443	277,1	15:25'29.822
8	32.894	31.145	21.776	18.288	1'44.103	289,7	15:27'13.925
9	33.053	31.140	21.794	18.362	1'44.349	282,2	15:28'58.274
10	32.646	40.433	22.665	18.489	1'54.233	301,8	15:30'52.507
11	32.846	31.238	21.781	18.255	1'44.120	291,3	15:32'36.627
12	33.040	30.961	26.833	18.520	1'49.344	300,2	15:34'25.971
13	32.721	31.633	21.912	38.221	2'04.487P	298,5	15:36'30.458
14	3'30.412	33.727	21.982	18.290	4'44.411P		15:41'14.869
15	32.779	31.139	21.669	18.237	1'43.824	296,9	15:42'58.693
16	32.602	31.122	21.745	18.338	1'43.807	301,8	15:44'42.500
17	32.801	31.056	21.813	18.258	1'43.928	301,0	15:46'26.428
18	32.773	31.107	21.781	18.306	1'43.967	296,1	15:48'10.395
19	32.637	31.314	21.681	18.221	1'43.853	296,9	15:49'54.248
20	32.522	31.183	21.941	18.329	1'43.975	299,3	15:51'38.223
21	39.057	31.176	21.655	18.239	1'50.127	296,9	15:53'28.350

26° 52 O. KONIG [1'45.625]							
Lap	Seg.1	Seg.2	Seg.3	Seg.4	Lap Time	km/h	Local Time
1		33.147	22.887	18.569			15:09'04.056
2	34.085	31.715	22.713	18.457	1'46.970	290,5	15:10'51.026
3	33.437	31.968	22.430	18.566	1'46.401	296,9	15:12'37.427
4	33.422	31.773	22.626	18.593	1'46.414	295,3	15:14'23.841
5	33.287	36.481	29.386	21.341	2'00.495	292,9	15:16'24.336
6	33.501	31.844	25.627	40.893	2'11.865P	302,7	15:18'36.201
7	7'09.751	32.058	22.497	18.794	8'23.100P		15:26'59.301
8	33.434	31.626	22.403	18.798	1'46.261	292,9	15:28'45.562
9	33.465	31.498	22.363	18.640	1'45.966	297,7	15:30'31.528
10	33.547	31.674	22.367	19.050	1'46.638	295,3	15:32'18.166
11	33.607	31.745	22.386	18.671	1'46.409	293,7	15:34'04.575
12	34.910	32.093	23.157	40.109	2'10.269P	291,3	15:36'14.844
13	8'17.566	32.092	26.208	19.269	9'35.135P		15:45'49.979
14	33.231	31.668	22.254	18.861	1'46.014	292,1	15:47'35.993
15	33.286	31.689	22.195	18.812	1'45.982	294,5	15:49'21.975
16	33.424	31.700	22.252	18.793	1'46.169	293,7	15:51'08.144
17	33.166	31.589	22.108	18.762	1'45.625	296,9	15:52'53.769

07/10/2022 P = Pits In/Out - C = Lap Time Cancelled

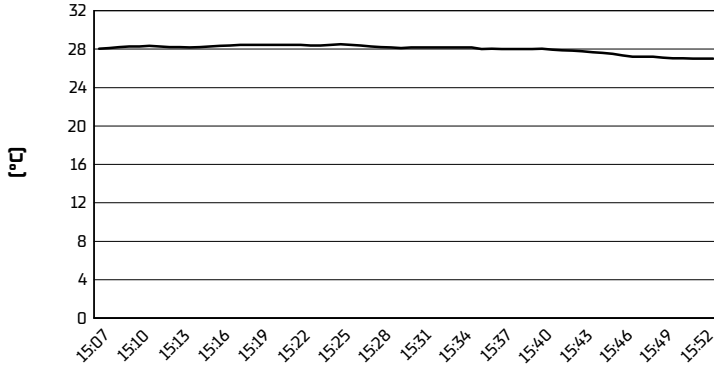
These data/results cannot be reproduced, stored and/or transmitted in whole or in part by any manner of electronic, mechanical, photocopying, recording, broadcasting or otherwise now known or herein after developed without the previous express consent by the copyright owner, except for reproduction in daily press and regular printed publications on sale to the public within 60 days of the event related to those data/results and always provided that copyright symbol appears together as follows below.

© DORNA WSBK ORGANIZATION Srl 2022

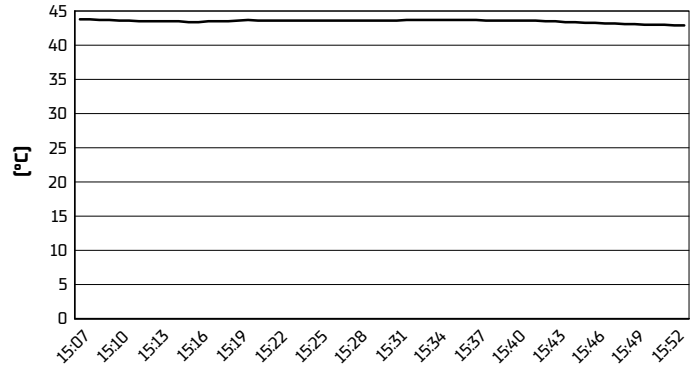
Pirelli Portuguese Round, 7-9 October 2022
Weather Report Free Practice 2nd Session

Session started 15:07 - Session ended 15:53

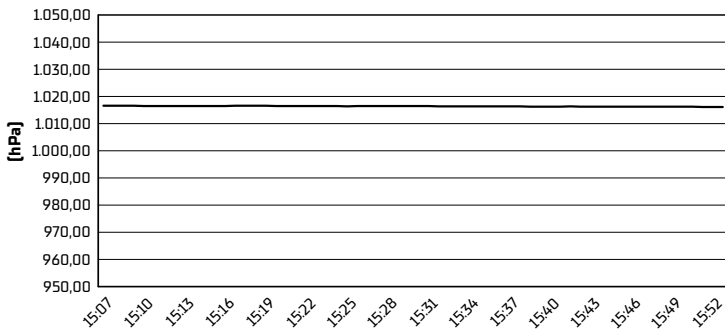
Air Temperature



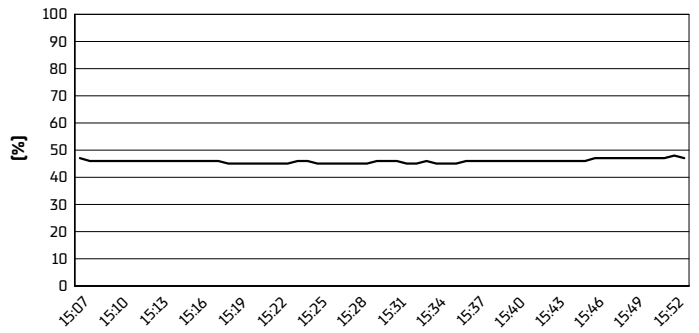
Track Temperature



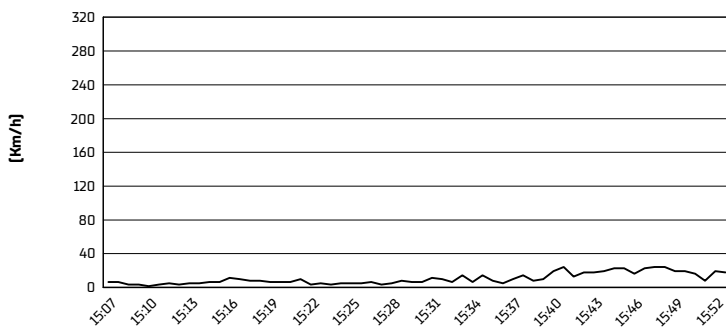
Air Pressure



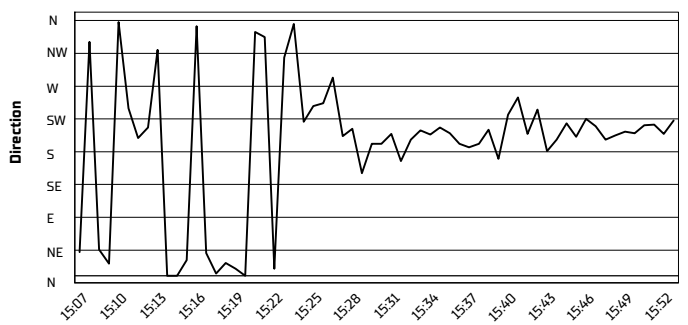
Humidity



Wind Speed



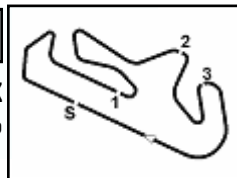
Wind Direction



07/10/2022

These data/results cannot be reproduced, stored and/or transmitted in whole or in part by any manner of electronic, mechanical, photocopying, recording, broadcasting or otherwise now known or herein after developed without the previous express consent by the copyright owner, except for reproduction in daily press and regular printed publications on sale to the public within 60 days of the event related to those data/results and always provided that copyright symbol appears together as follows below.

© DORNA WSBK ORGANIZATION Srl 2022



Portimao 4.592 m

Pirelli Portuguese Round, 7-9 October 2022

Best Laps & Speeds

1 / 2

No.	Rider Bike	Nat	Best Lap		FP1		FP2												
			LL	SPD	LL	SPD	LL	SPD											
1	1 T. RAZGATLIOGLU Yamaha YZF R1	TUR	1'40.720	34 314,0	1'41.249	17 312,2	1'40.720	17 314,0											
2	21 M. RINALDI Ducati Panigale V4R	ITA	1'40.965	33 313,1	1'40.965	16 313,1	1'41.296	17 312,2											
3	31 G. GERLOFF Yamaha YZF R1	USA	1'41.082	36 313,1	1'41.082	19 313,1	1'41.794	17 312,2											
4	65 J. REA Kawasaki ZX-10RR	GBR	1'41.196	36 313,1	1'41.356	16 313,1	1'41.196	20 313,1											
5	19 A. BAUTISTA Ducati Panigale V4R	ESP	1'41.223	41 308,7	1'41.512	19 308,7	1'41.223	22 306,9											
6	7 I. LECUONA Honda CBR1000 RR-R	ESP	1'41.453	34 317,7	1'42.099	17 317,7	1'41.453	17 310,4											
7	22 A. LOWES Kawasaki ZX-10RR	GBR	1'41.639	36 310,4	1'41.686	15 310,4	1'41.639	21 310,4											
8	55 A. LOCATELLI Yamaha YZF R1	ITA	1'41.760	37 313,1	1'41.760	18 313,1	1'41.922	19 310,4											
9	47 A. BASSANI Ducati Panigale V4R	ITA	1'41.765	36 309,6	1'42.191	17 306,1	1'41.765	19 309,6											
10	5 P. OETTL Ducati Panigale V4R	GER	1'41.836	33 314,0	1'42.295	16 309,6	1'41.836	17 314,0											
11	45 S. REDDING BMW M1000RR	GBR	1'41.847	32 315,0	1'41.946	17 315,0	1'41.847	15 311,3											
12	97 X. VIERGE Honda CBR1000 RR-R	ESP	1'41.858	38 316,8	1'41.972	19 316,8	1'41.858	19 310,4											
13	76 L. BAZ BMW M1000RR	FRA	1'41.923	36 317,7	1'42.215	17 314,0	1'41.923	19 317,7											
14	60 M. VAN DER MARK BMW M1000RR	NED	1'42.066	30 311,3	1'42.552	15 311,3	1'42.066	15 310,4											
15	50 E. LAVERTY BMW M1000RR	IRL	1'42.072	35 312,2	1'42.570	16 312,2	1'42.072	19 307,8											
16	2 R. TAMBURINI Yamaha YZF R1	ITA	1'42.297	40 309,6	1'42.509	18 309,6	1'42.297	22 305,2											
17	44 L. MAHIAS Kawasaki ZX-10RR	FRA	1'42.313	27 303,5	1'43.146	11 303,5	1'42.313	16 301,0											
18	91 L. HASLAM Kawasaki ZX-10RR	GBR	1'42.750	30 302,6	1'42.770	16 300,1	1'42.750	14 302,6											
19	33 J. GAGNE Yamaha YZF R1	USA	1'42.760	30 301,8	1'43.079	16 301,8	1'42.760	14 297,6											
20	23 C. PONSSON Yamaha YZF R1	FRA	1'42.944	33 303,5	1'43.279	16 303,5	1'42.944	17 302,6											
21	35 H. SYHRIN Honda CBR1000 RR-R	MAS	1'43.161	28 299,3	1'43.357	15 299,3	1'43.161	13 296,0											
22	3 K. NOZANE Yamaha YZF R1	JPN	1'43.329	36 305,2	1'43.622	17 305,2	1'43.329	19 304,3											
23	17 M. FRITZ Yamaha YZF R1	GER	1'43.415	23 301,0	1'43.415	19 301,0	1'43.625	4 294,4											
24	36 L. MERCADO Honda CBR1000 RR-R	ARG	1'43.416	31 307,8	1'43.416	15 307,8	1'43.477	16 306,9											
25	29 L. BERNARDI Ducati Panigale V4R	SMR	1'43.807	33 301,8	1'44.454	13 300,1	1'43.807	20 301,8											

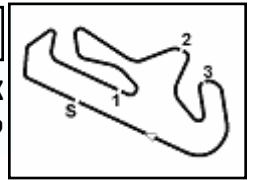
07/10/2022

These data/results cannot be reproduced, stored and/or transmitted in whole or in part by any manner of electronic, mechanical, photocopying, recording, broadcasting or otherwise now known or herein after developed without the previous express consent by the copyright owner, except for reproduction in daily press and regular printed publications on sale to the public within 60 days of the event related to those data/results and always provided that copyright symbol appears together as follows below.

© DORNA WSBK ORGANIZATION Srl 2022

FICR PERUGIA TIMING





Portimao 4.592 m

2 / 2

No.	Rider	Nat	Best Lap		FP1		FP2							
			LL	SPD	LL	SPD	LL	SPD						
26	52 D. KONIG	CZE	1'45.625		1'45.647		1'45.625							
	Kawasaki ZX-10RR		33 302,6		17 300,1		16 302,6							

07/10/2022

These data/results cannot be reproduced, stored and/or transmitted in whole or in part by any manner of electronic, mechanical, photocopying, recording, broadcasting or otherwise now known or herein after developed without the previous express consent by the copyright owner, except for reproduction in daily press and regular printed publications on sale to the public within 60 days of the event related to those data/results and always provided that copyright symbol appears together as follows below.

© DORNA WSBK ORGANIZATION Srl 2022