


4005 m.

Valencia MotoGP™ Official Test**Day 1 Session 1****Classification****3**

	Rider	Nation	Team	Motorcycle	Time	Lap Total	Gap	Top Speed
1	12 Maverick VIÑALES	SPA	Aprilia Racing	APRILIA	1'30.325	28 48		330.5
2	41 Aleix ESPARGARO	SPA	Aprilia Racing	APRILIA	1'30.398	27 45	0.073 0.073	325.8
3	89 Jorge MARTIN	SPA	Prima Pramac Racing	DUCATI	1'30.576	28 56	0.251 0.178	328.9
4	23 Enea BASTIANINI	ITA	Ducati Lenovo Team	DUCATI	1'30.592	27 34	0.267 0.016	332.1
5	10 Luca MARINI	ITA	Mooney VR46 Racing Team	DUCATI	1'30.613	29 46	0.288 0.021	332.1
6	5 Johann ZARCO	FRA	Prima Pramac Racing	DUCATI	1'30.626	9 40	0.301 0.013	330.5
7	93 Marc MARQUEZ	SPA	Repsol Honda Team	HONDA	1'30.676	27 34	0.351 0.050	332.1
8	72 Marco BEZZECCHI	ITA	Mooney VR46 Racing Team	DUCATI	1'30.735	35 36	0.410 0.059	328.9
9	88 Miguel OLIVEIRA	POR	RNF MotoGP Team	APRILIA	1'30.936	32 45	0.611 0.201	327.4
10	33 Brad BINDER	RSA	Red Bull KTM Factory Racing	KTM	1'31.084	18 29	0.759 0.148	327.4
11	20 Fabio QUARTARARO	FRA	Monster Energy Yamaha MotoGP	YAMAHA	1'31.087	53 61	0.762 0.003	327.4
12	73 Alex MARQUEZ	SPA	Gresini Racing MotoGP	DUCATI	1'31.140	27 35	0.815 0.053	330.5
13	44 Poi ESPARGARO	SPA	Tech3 GASGAS Factory Racing	GASGAS	1'31.183	33 46	0.858 0.043	327.4
14	63 Francesco BAGNAIA	ITA	Ducati Lenovo Team	DUCATI	1'31.186	31 34	0.861 0.003	335.4
15	30 Takaaki NAKAGAMI	JPN	LCR Honda IDEMITSU	HONDA	1'31.257	37 43	0.932 0.071	324.3
16	21 Franco MORBIDELLI	ITA	Monster Energy Yamaha MotoGP	YAMAHA	1'31.289	27 56	0.964 0.032	324.3
17	49 Fabio DI GIANNANTONIO	ITA	Gresini Racing MotoGP	DUCATI	1'31.314	19 34	0.989 0.025	325.8
18	36 Joan MIR	SPA	Repsol Honda Team	HONDA	1'31.560	28 39	1.235 0.246	322.8
19	43 Jack MILLER	AUS	Red Bull KTM Factory Racing	KTM	1'31.638	25 34	1.313 0.078	327.4
20	25 Raul FERNANDEZ	SPA	RNF MotoGP Team	APRILIA	1'31.638	46 49	1.313	322.8
21	42 Alex RINS	SPA	LCR Honda CASTROL	HONDA	1'31.764	39 51	1.439 0.126	324.3
22	37 Augusto FERNANDEZ	SPA	Tech3 GASGAS Factory Racing	GASGAS	1'32.238	37 50	1.913 0.474	319.8
23	51 Michele PIRRO	ITA	Ducati Lenovo Team	DUCATI	1'32.805	15 16	2.480 0.567	324.3

Practice condition: Dry

Air: 21°

Humidity: 45%

Ground: 21°

Fastest Lap:	Lap: 28	Maverick VIÑALES	1'30.325	159.6 Km/h
Best Race Lap:	2021	Francesco BAGNAIA	1'31.042	158.3 Km/h
All Time Lap Record:	2016	Jorge LORENZO	1'29.401	161.2 Km/h

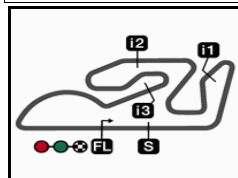
The results are provisional until the end of the limit for protest and appeals.

Time limit for protest expires 30' after publication of the results - Time:

These data/results cannot be reproduced, stored and/or transmitted in whole or in part by any manner of electronic, mechanical, photocopying, recording, broadcasting or otherwise now known or herein after developed without the previous express consent by the copyright owner, except for reproduction in daily press and regular printed publications on sale to the public within 60 days of the event related to those data/results and always provided that copyright symbol appears together as follows below.

© DORNA, 2023

Official MotoGP Timing by **TISSOT**
www.motogp.com**Cheste, Wednesday, November 08, 2023**



4005 m.

Valencia MotoGP™ Official Test**Day 1 Session 1****Top Speed & Average****4**

Rider	Nation	Motorcycle	Top 5 speeds					Average	Top
63 Francesco BAGNAIA	ITA	DUCATI	335.4	333.7	332.1	330.5	330.5	331.6	335.4
10 Luca MARINI	ITA	DUCATI	332.1	330.5	330.5	328.9	328.9	330.2	332.1
23 Enea BASTIANINI	ITA	DUCATI	332.1	332.1	332.1	332.1	332.1	332.1	332.1
93 Marc MARQUEZ	SPA	HONDA	332.1	330.5	328.9	325.8	325.8	328.6	332.1
5 Johann ZARCO	FRA	DUCATI	330.5	328.9	325.8	325.8	325.8	326.3	330.5
12 Maverick VIÑALES	SPA	APRILIA	330.5	330.5	327.4	325.8	325.8	327.0	330.5
73 Alex MARQUEZ	SPA	DUCATI	330.5	328.9	327.4	327.4	327.4	328.2	330.5
72 Marco BEZZECCHI	ITA	DUCATI	328.9	328.9	328.9	328.9	328.9	328.9	328.9
89 Jorge MARTIN	SPA	DUCATI	328.9	328.9	328.9	327.4	327.4	327.6	328.9
20 Fabio QUARTARARO	FRA	YAMAHA	327.4	324.3	324.3	324.3	324.3	324.6	327.4
33 Brad BINDER	RSA	KTM	327.4	327.4	327.4	325.8	325.8	326.6	327.4
43 Jack MILLER	AUS	KTM	327.4	324.3	324.3	322.8	321.3	322.4	327.4
44 Po ESPARGARO	SPA	GASGAS	327.4	327.4	325.8	325.8	325.8	326.2	327.4
88 Miguel OLIVEIRA	POR	APRILIA	327.4	327.4	327.4	325.8	325.8	326.1	327.4
41 Aleix ESPARGARO	SPA	APRILIA	325.8	324.3	324.3	324.3	324.3	324.6	325.8
49 Fabio DI GIANNANTONIO	ITA	DUCATI	325.8	325.8	325.8	325.8	324.3	324.7	325.8
21 Franco MORBIDELLI	ITA	YAMAHA	324.3	324.3	322.8	322.8	322.8	323.1	324.3
30 Takaaki NAKAGAMI	JPN	HONDA	324.3	321.3	321.3	321.3	321.3	321.7	324.3
42 Alex RINS	SPA	HONDA	324.3	324.3	322.8	322.8	322.8	323.1	324.3
51 Michele PIRRO	ITA	DUCATI	324.3	322.8	322.8	321.3	321.3	321.9	324.3
25 Raul FERNANDEZ	SPA	APRILIA	322.8	322.8	322.8	322.8	321.3	321.6	322.8
36 Joan MIR	SPA	HONDA	322.8	322.8	322.8	322.8	321.3	321.7	322.8
37 Augusto FERNANDEZ	SPA	GASGAS	319.8	318.3	318.3	318.3	318.3	318.6	319.8

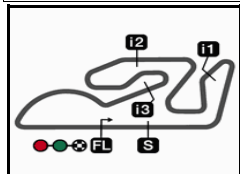
These data/results cannot be reproduced, stored and/or transmitted in whole or in part by any manner of electronic, mechanical, photocopying, recording, broadcasting or otherwise now known or herein after developed without the previous express consent by the copyright owner, except for reproduction in daily press and regular printed publications on sale to the public within 60 days of the event related to those data/results and always provided that copyright symbol appears together as follows below.

© DORNA, 2023

Official MotoGP Timing by **TISSOT**
www.motogp.com



Cheste, Wednesday, November 08, 2023



4005 m.

Valencia MotoGP™ Official Test

Day 1 Session 1

Chronological Analysis of Performances

5

* Lap / Sector time cancelled

T1 Time from finish line to 1st intermediate

T3 Time from 2nd intermed. to 3rd intermed.

P Crossing the finish line in pit lane

T2 Time from 1st intermed. to 2nd intermed.

T4 Time from 3rd intermediate to finish line

Lap	Lap Time	T1	T2	T3	T4	Speed	Lap	Lap Time	T1	T2	T3	T4	Speed	
1st 12	Maverick VIÑALES Aprilia Racing SPA							44	1'31.229	20.589	24.547	21.701	24.392	324.3
							45	1'31.063	20.494	24.502	21.646	24.421	325.8	
							46	1'33.250	21.318	25.411	21.930	24.591	330.5	
							47	1'31.151	20.541	24.553	21.661	24.396	330.5	
							48	1'37.623 P	21.555	25.965	22.482	27.621	327.4	
1	33'51.763	23.793	25.510	22.331	25.137									
2	1'31.144	20.570	24.611	21.707	24.256	324.3								
3	1'30.715	20.456	24.372	21.636	24.251	325.8								
4	1'37.192 P	21.154	25.335	22.202	28.501	319.8								
5	16'24.290	22.852	25.501	22.211	24.616									
6	1'31.363	20.685	24.565	21.758	24.355	322.8								
7	1'30.919	20.427	24.461	21.665	24.366	322.8								
8	1'30.836	20.460	24.457	21.662	24.257	325.8								
9	1'30.837	20.385	24.408	21.659	24.385	325.8								
10	1'36.336 P	21.545	25.146	22.455	27.190	325.8								
11	15'35.409	22.960	25.237	22.050	24.498									
12	1'31.327	20.530	24.559	21.801	24.437	322.8								
13	1'33.468	22.273	24.893	21.850	24.452	324.3								
14	1'31.087	20.510	24.465	21.781	24.331	324.3								
15	1'36.703 P	21.695	25.330	22.246	27.432	322.8								
16	20'57.907	22.671	25.241	22.618	24.876									
17	1'32.297	20.956	24.720	21.885	24.736	321.3								
18	1'31.431	20.628	24.544	21.803	24.456	324.3								
19	1'34.716	22.298	25.722	22.053	24.643	324.3								
20	1'31.282	20.560	24.539	21.768	24.415	322.8								
21	1'39.397 P	22.526	26.698	22.028	28.145	325.8								
22	9'51.827	22.510	25.383	22.295	24.951									
23	1'32.121	20.742	24.727	21.908	24.744	321.3								
24	1'31.886	20.695	24.751	21.900	24.540	322.8								
25	1'38.561 P	21.331	26.295	22.686	28.249	322.8								
26	17'36.262	22.060	25.180	21.999	24.316									
27	1'30.516	20.293	24.378	21.593	24.252	322.8								
28	1'30.325	20.277	24.309	21.590	24.149	322.8								
29	1'32.825	21.866	24.788	21.805	24.366	324.3								
30	1'31.397	20.490	24.385	22.177	24.345	322.8								
31	1'34.191 P	20.409	24.461	21.700	27.621	322.8								
32	13'27.967	22.741	25.506	22.178	24.621									
33	1'31.525	20.698	24.638	21.751	24.438	324.3								
34	1'33.969	22.621	25.012	21.878	24.458	324.3								
35	1'30.918	20.455	24.387	21.712	24.364	324.3								
36	1'31.646	20.976	24.526	21.743	24.401	322.8								
37	1'36.283 P	21.302	24.975	22.108	27.898	321.3								
38	15'33.091	21.781	25.285	22.085	24.593									
39	1'31.415	20.704	24.626	21.730	24.355	322.8								
40	1'31.032	20.463	24.483	21.714	24.372	324.3								
41	1'31.076	20.505	24.480	21.697	24.394	324.3								
42	1'36.647 P	20.580	26.142	22.606	27.319	324.3								
43	8'50.416	21.993	25.309	22.656	24.606									
2nd 41	Aleix ESPARGARO Aprilia Racing SPA													
1	1:01'10.291	23.632	26.301	22.749	25.184									
2	1'32.169	20.750	24.869	21.967	24.583	322.8								
3	1'31.466	20.612	24.710	21.740	24.404	322.8								
4	1'30.994	20.459	24.561	21.654	24.320	322.8								
5	1'39.887 P	22.045	25.944	22.789	29.109	321.3								
6	12'47.943	22.748	25.878	22.598	24.831									
7	1'31.832	20.686	24.744	21.878	24.524	322.8								
8	1'31.254	20.526	24.598	21.721	24.409	322.8								
9	1'34.424	20.545	26.677	22.450	24.752	322.8								
10	1'31.180	20.502	24.640	21.728	24.310	322.8								
11	1'40.178 P	21.951	26.065	22.703	29.459	321.3								
12	8'27.056	22.237	25.713	22.142	24.889									
13	1'31.589	20.628	24.761	21.745	24.455	321.3								
14	1'31.283	20.439	24.655	21.740	24.449	322.8								
15	1'39.621 P	21.328	25.912	22.899	29.482	322.8								
16	30'55.343	22.262	25.775	22.290	24.756									
17	1'31.724	20.654	24.830	21.802	24.438	321.3								
18	1'31.578	20.569	24.713	21.804	24.492	322.8								
19	1'31.438	20.571	24.583	21.825	24.459	322.8								
20	1'39.648 P	21.191	26.167	23.245	29.045	322.8								
21	13'09.150	22.036	26.768	24.223	24.983									
22	1'32.550	20.751	24.988	22.077	24.734	321.3								
23	1'32.072	20.628	24.877	21.987	24.580	319.8								
24	1'42.510 P	22.314	26.399	23.219	30.578	295.1								
25	10'39.856	21.681	25.513	21.827	24.651									
26	1'30.761	20.401	24.525	21.558	24.277	322.8								
27	1'30.398	20.302	24.314	21.545	24.237	322.8								
28	1'30.452	20.327	24.376	21.511	24.238	322.8								
29	1'45.357 P	24.104	27.009	23.565	30.679	282.9								
30	12'07.969 P	22.890	27.334	23.946	32.609									
31	2'18.986 P	25.588	27.103	24.078	29.780									
32	2'22.088 P	22.779	29.389	25.239	31.719									
33	7'30.867	21.257	25.560	22.204	24.785									
34	1'31.473	20.557	24.686	21.773	24.457	321.3								
35	1'31.448	20.514	24.676	21.807	24.451	322.8								
36	1'41.855 P	22.472	26.416	23.162	29.805	313.9								
37	29'09.949	21.556	25.911	22.155	24.674									
38	1'31.520	20.578	24.752	21.795	24.395	322.8								

Fastest Lap: Maverick VIÑALES Aprilia Racing SPA **1'30.325** 20.277 24.309 21.590 24.149

These data/results cannot be reproduced, stored and/or transmitted in whole or in part by any manner of electronic, mechanical, photocopying, recording, broadcasting or otherwise now known or herein after developed without the previous express consent by the copyright owner, except for reproduction in daily press and regular printed publications on sale to the public within 60 days of the event related to those data/results and always provided that copyright symbol appears together as follows below.
© DORNA, 2023



Day 1 Session 1

MotoGP

Lap	Lap Time	T1	T2	T3	T4	Speed	Lap	Lap Time	T1	T2	T3	T4	Speed
39	1'31.286	20.373	24.654	21.855	24.404	322.8	47	1'31.830	20.668	24.676	21.999	24.487	327.4
40	1'31.005	20.448	24.526	21.652	24.379	324.3	48	1'31.647	20.536	24.645	21.911	24.555	327.4
41	1'40.894 P	21.531	26.504	23.344	29.515	324.3	49	1'31.691	20.513	24.627	22.042	24.509	328.9
42	16'43.566	22.647	25.929	22.169	24.706		50	1'46.075 P	24.271	26.964	23.945	30.895	327.4
43	1'33.792	20.970	25.905	22.096	24.821	324.3	51	20'27.707	23.753	26.260	22.638	25.176	
44	1'31.315	20.526	24.671	21.742	24.376	324.3	52	1'33.800	21.924	24.990	22.149	24.737	325.8
45	1'37.865 P	22.322	26.437	22.117	26.989	325.8	53	1'32.019	20.656	24.756	22.013	24.594	325.8
3rd 89 Jorge MARTIN Prima Pramac Racing SPA							4th 23 Enea BASTIANINI Ducati Lenovo Team ITA						
Runs=8 Total laps=56 Full laps=40							Runs=5 Total laps=34 Full laps=24						
1	32'16.284	23.843	26.956	23.212	25.105		1	1:27'39.564	23.054	26.158	22.733	25.112	
2	1'33.429	21.068	25.319	22.281	24.761	322.8	2	1'32.381	21.030	24.877	21.979	24.495	327.4
3	1'32.018	20.758	24.829	21.945	24.486	324.3	3	1'31.928	20.735	24.706	21.988	24.499	328.9
4	1'31.806	20.613	24.702	21.944	24.547	324.3	4	1'31.321	20.498	24.516	21.808	24.499	328.9
5	1'34.108	21.520	25.252	22.488	24.848	324.3	5	1'31.048	20.404	24.491	21.776	24.377	328.9
6	1'31.728	20.562	24.704	22.026	24.436	324.3	6	1'32.453	20.685	25.074	22.024	24.670	328.9
7	1'39.588 P	22.254	26.048	23.067	28.219	325.8	7	1'30.968	20.417	24.424	21.738	24.389	330.5
8	8'46.754	23.181	26.153	22.584	25.271		8	1'35.613 P	21.186	24.824	22.142	27.461	330.5
9	1'33.219	20.718	25.011	22.770	24.720	324.3	9	15'51.550	23.235	25.766	23.145	26.755	
10	1'31.434	20.474	24.704	21.882	24.374	324.3	10	1'31.950	20.734	24.780	21.939	24.497	328.9
11	1'31.326	20.353	24.664	21.918	24.391	325.8	11	1'33.671	21.063	25.208	22.525	24.875	328.9
12	1'33.883	21.248	25.210	22.636	24.789	327.4	12	1'31.528	20.442	24.681	21.832	24.573	330.5
13	1'31.657	20.556	24.640	21.996	24.465	325.8	13	1'31.158	20.388	24.467	21.832	24.471	330.5
14	1'31.402	20.453	24.634	21.928	24.387	327.4	14	1'31.297	20.353	24.557	21.885	24.502	332.1
15	1'32.850	21.174	24.872	22.023	24.781	327.4	15	1'31.362	20.479	24.496	21.833	24.554	328.9
16	1'36.975 P	20.514	24.702	22.251	29.508	327.4	16	1'36.738 P	21.167	25.150	22.259	28.162	328.9
17	24'39.817	23.836	25.646	24.242	24.758		17	27'13.133	22.224	37.005	23.288	24.966	
18	1'32.497	20.788	24.869	22.019	24.821	324.3	18	1'31.754	20.627	24.733	21.835	24.559	327.4
19	1'31.642	20.641	24.591	21.913	24.497	327.4	19	1'31.491	20.481	24.662	21.861	24.487	327.4
20	1'31.675	20.508	24.627	21.957	24.583	327.4	20	1'31.493	20.484	24.587	21.903	24.519	328.9
21	1'34.875	20.511	26.374	22.852	25.138	327.4	21	1'31.512	20.492	24.548	21.907	24.565	328.9
22	1'31.749	20.549	24.636	22.000	24.564	327.4	22	1'36.630 P	20.899	25.193	22.425	28.113	330.5
23	1'31.717	20.467	24.671	21.989	24.590	325.8	23	20'00.872	22.438	26.159	22.562	24.692	
24	1'42.879 P	28.653	25.261	22.099	26.866	325.8	24	1'32.328	21.197	24.705	21.987	24.439	330.5
25	11'54.713	23.379	26.281	22.540	24.736		25	1'30.774	20.418	24.453	21.699	24.204	332.1
26	1'32.023	20.655	24.826	22.076	24.466	325.8	26	1'30.734	20.428	24.325	21.658	24.323	332.1
27	1'30.706	20.272	24.413	21.747	24.274	325.8	27	1'30.592	20.304	24.322	21.638	24.328	332.1
28	1'30.576	20.262	24.367	21.673	24.274	327.4	28	1'36.760 P	21.247	24.900	22.207	28.406	332.1
29	1'32.747	21.109	24.920	22.092	24.626	327.4	29	26'35.210	23.396	25.484	22.169	24.668	
30	1'34.895 P	20.386	24.539	21.814	28.156	327.4	30	1'32.234	21.135	24.694	21.763	24.642	328.9
31	21'16.917	25.959	27.399	23.005	25.093		31	1'31.077	20.499	24.416	21.755	24.407	330.5
32	1'32.461	20.875	24.877	22.096	24.613	322.8	32	1'30.846	20.367	24.413	21.732	24.334	325.8
33	1'31.646	20.554	24.592	22.036	24.464	322.8	33	1'30.825	20.368	24.418	21.677	24.362	327.4
34	1'31.443	20.497	24.590	21.954	24.402	324.3	34	1'37.672 P	21.705	25.193	22.335	28.439	330.5
35	1'31.257	20.445	24.516	21.868	24.428	324.3	5th 10 Luca MARINI Mooney VR46 Racing ITA						
36	1'31.558	20.444	24.613	21.958	24.543	325.8	Runs=7 Total laps=46 Full laps=32						
37	1'40.092 P	21.278	25.030	22.679	31.105	324.3	1	1:07'58.722	23.106	27.314	22.992	25.140	
38	15'23.731	30.384	28.202	22.820	24.804		2	1'32.692	20.873	25.127	22.093	24.599	322.8
39	1'31.808	20.674	24.733	21.891	24.510	325.8	3	1'31.532	20.430	24.803	21.888	24.411	324.3
40	1'31.794	20.455	24.594	22.058	24.687	327.4	4	1'31.163	20.427	24.665	21.666	24.405	325.8
41	1'36.126 P	20.728	24.764	22.184	28.450	327.4	5	1'30.853	20.407	24.461	21.600	24.385	325.8
42	18'49.812	28.652	28.885	22.955	24.735		6	1'30.856	20.386	24.432	21.638	24.400	325.8
43	1'32.189	20.866	24.753	22.046	24.524	328.9							
44	1'32.642	20.648	24.857	22.219	24.918	328.9							
45	1'31.875	20.568	24.741	21.988	24.578	327.4							
46	1'31.846	20.585	24.729	21.970	24.562	327.4							

Fastest Lap: Maverick VIÑALES Aprilia Racing SPA **1'30.325** 20.277 24.309 21.590 24.149

These data/results cannot be reproduced, stored and/or transmitted in whole or in part by any manner of electronic, mechanical, photocopying, recording, broadcasting or otherwise now known or herein after developed without the previous express consent by the copyright owner, except for reproduction in daily press and regular printed publications on sale to the public within 60 days of the event related to those data/results and always provided that copyright symbol appears together as follows below.
© DORNA, 2023

Official MotoGP Timing by TISSOT
www.motogp.com



Day 1 Session 1

MotoGP

Lap	Lap Time		T1	T2	T3	T4	Speed	Lap	Lap Time	T1	T2	T3	T4	Speed	
7	1'42.138	P	22.943	26.375	23.897	28.923	325.8	14	1'31.449	20.567	24.751	21.765	24.366	325.8	
8	9'56.892		22.643	28.181	22.881	25.256		15	1'30.795	20.452	24.440	21.583	24.320	325.8	
9	1'33.665		20.920	25.466	22.426	24.853	324.3	16	1'31.939	20.536	24.910	21.941	24.552	325.8	
10	1'36.804	P	20.670	24.963	22.095	29.076	324.3	17	1'31.420	20.470	24.545	21.855	24.550	324.3	
11	11'36.864		26.558	26.677	25.797	25.361		18	1'35.682	P	20.651	24.851	22.300	27.880	322.8
12	1'32.212		20.623	24.989	22.025	24.575	325.8	19	42'21.915		21.802	26.233	22.864	24.940	
13	1'31.345		20.476	24.660	21.710	24.499	325.8	20	1'32.768		20.772	25.149	22.141	24.706	322.8
14	1'31.285		20.441	24.614	21.735	24.495	325.8	21	1'31.926		20.590	24.827	21.922	24.587	322.8
15	1'31.333		20.472	24.509	21.723	24.629	325.8	22	1'36.167	P	20.566	24.956	22.252	28.393	325.8
16	1'31.107		20.460	24.510	21.681	24.456	325.8	23	9'01.993		23.480	26.691	23.233	24.932	
17	1'44.911	P	24.186	26.565	24.158	30.002	327.4	24	1'34.412		21.833	25.201	22.493	24.885	316.8
18	26'07.653		22.960	26.555	22.951	25.275		25	1'31.982		20.650	24.822	21.927	24.583	325.8
19	1'32.659		20.708	25.046	22.131	24.774	322.8	26	1'32.528		20.664	25.095	22.157	24.612	324.3
20	1'31.839		20.663	24.711	21.885	24.580	324.3	27	1'31.726		20.570	24.698	21.880	24.578	325.8
21	1'31.612		20.468	24.648	21.920	24.576	324.3	28	1'43.415	P	22.625	27.549	24.068	29.173	325.8
22	1'31.591		20.529	24.554	21.858	24.650	324.3	29	13'13.731		22.425	26.453	22.984	25.138	
23	1'31.597		20.450	24.655	21.819	24.673	324.3	30	1'33.013		20.719	25.423	22.430	24.441	322.8
24	1'50.541	P	26.706	28.067	22.549	33.219	322.8	31	1'31.108		20.465	24.651	21.649	24.343	322.8
25	21'47.587		22.289	26.092	22.856	25.048		32	1'30.894		20.338	24.542	21.709	24.305	324.3
26	1'32.417		20.858	24.977	22.011	24.571	324.3	33	1'37.305	P	21.615	25.459	22.731	27.500	324.3
27	1'31.420		20.727	24.600	21.718	24.375	325.8	34	14'27.261		21.143	25.672	22.304	24.655	
28	1'30.958		20.573	24.416	21.646	24.323	325.8	35	1'31.326		20.541	24.577	21.750	24.458	324.3
29	1'30.613		20.303	24.395	21.569	24.346	327.4	36	1'31.546		20.541	24.673	21.825	24.507	325.8
30	1'30.943		20.419	24.458	21.567	24.499	325.8	37	1'31.555		20.482	24.733	21.933	24.407	324.3
31	1'30.802		20.401	24.401	21.596	24.404	327.4	38	1'30.741		20.431	24.407	21.604	24.299	325.8
32	1'31.104		20.433	24.444	21.643	24.584	328.9	39	1'38.220		20.414	30.202	23.128	24.476	328.9
33	1'49.087	P	23.448	31.423	24.421	29.795	330.5	40	1'45.962	P	26.133	27.505	23.790	28.534	325.8
34	33'36.516		23.642	26.425	22.636	24.953		7th 93 Marc MARQUEZ Repsol Honda Team SPA							
35	1'32.412		20.710	25.120	21.968	24.614	324.3	Runs=7 Total laps=35 Full laps=22							
36	1'31.506		20.416	24.599	21.743	24.748	325.8	1	36'35.726		24.076	27.291	23.405	25.748	
37	1'31.311		20.451	24.537	21.717	24.606	325.8	2	1'33.674		21.061	25.533	22.233	24.847	319.8
38	1'37.870		21.173	25.869	25.693	25.135	327.4	3	1'31.749		20.701	24.710	21.797	24.541	322.8
39	1'31.169		20.546	24.503	21.651	24.469	328.9	4	1'31.213		20.556	24.560	21.677	24.420	322.8
40	1'31.049		20.441	24.507	21.716	24.385	330.5	5	1'31.453		20.538	24.673	21.785	24.457	322.8
41	1'45.595	P	20.508	24.517	21.930	38.640	332.1	6	1'39.946	P	21.559	26.050	22.877	29.460	322.8
42	22'35.022		22.628	26.197	22.955	25.165		7	13'09.055		22.911	25.906	22.716	24.945	
43	1'32.803		20.827	25.101	22.147	24.728	325.8	8	1'32.184		20.772	24.951	21.892	24.569	322.8
44	1'31.868		20.557	24.763	21.919	24.629	327.4	9	1'31.401		20.577	24.587	21.795	24.442	324.3
45	1'31.700		20.542	24.669	21.882	24.607	325.8	10	1'32.192		20.639	24.537	22.111	24.905	324.3
46	1'44.505	P	23.564	27.059	23.670	30.212	327.4	11	1'31.937		20.658	24.911	21.799	24.569	332.1
6th 5 Johann ZARCO			Prima Pramac Racing FRA												
			Runs=7	Total laps=40	Full laps=26										
1	39'11.168		23.554	27.484	24.200	25.541		12	1'38.755	P	21.166	26.553	22.886	28.150	322.8
2	1'34.081		21.318	25.501	22.398	24.864	324.3	13	15'44.856		25.133	26.287	22.796	25.226	
3	1'31.838		20.742	24.842	21.802	24.452	324.3	14	1'32.720		20.773	24.995	22.191	24.761	325.8
4	1'31.463		20.565	24.559	21.766	24.573	324.3	15	1'32.049		20.538	24.663	21.848	25.000	322.8
5	1'36.434	P	20.743	24.962	22.493	28.236	324.3	16	1'31.257		20.490	24.575	21.770	24.422	324.3
6	15'12.982		22.719	29.219	22.692	24.517		17	1'31.194		20.493	24.574	21.694	24.433	324.3
7	1'30.978		20.657	24.507	21.595	24.219	325.8	18	1'38.567	P	21.117	25.807	22.685	28.958	328.9
8	1'32.358		20.702	24.880	22.046	24.730	330.5	19	25'25.909		25.590	28.048	23.643	25.862	
9	1'30.626		20.393	24.401	21.590	24.242	325.8	20	1'32.817		20.898	25.021	21.999	24.899	319.8
10	1'31.992		20.552	24.590	21.902	24.948	325.8	21	1'31.638		20.689	24.626	21.700	24.623	321.3
11	1'33.287		20.982	25.389	22.430	24.486	322.8	22	1'31.356		20.517	24.575	21.792	24.472	321.3
12	1'35.222	P	20.751	24.617	21.944	27.910	325.8	23	1'31.639		20.541	24.680	21.784	24.634	330.5
13	38'39.334		23.411	26.722	22.959	24.574		24	1'40.411	P	21.814	26.728	22.992	28.877	321.3
Fastest Lap:			Maverick VIÑALES	Aprilia Racing	SPA	1'30.325	20.277	24.309	21.590	24.149					

These data/results cannot be reproduced, stored and/or transmitted in whole or in part by any manner of electronic, mechanical, photocopying, recording, broadcasting or otherwise now known or herein after developed without the previous express consent by the copyright owner, except for reproduction in daily press and regular printed publications on sale to the public within 60 days of the event related to those data/results and always provided that copyright symbol appears together as follows below.
© DORNA, 2023



Day 1 Session 1

MotoGP

Lap	Lap Time	T1	T2	T3	T4	Speed	Lap	Lap Time	T1	T2	T3	T4	Speed
27	1'30.676	20.401	24.454	21.598	24.223	321.3	6	1'36.185 P	20.717	25.044	22.579	27.845	325.8
28	1'32.910	20.407	25.157	22.525	24.821	322.8	7	18'07.563	24.935	26.658	24.609	25.321	
29	1'30.738	20.451	24.425	21.581	24.281	321.3	8	1'33.830	20.990	25.551	22.446	24.843	322.8
30	1'40.096 P	21.297	26.176	23.483	29.140	325.8	9	1'32.917	20.853	25.220	22.144	24.700	325.8
31	2'18.579 P	21.040	26.951	23.286	28.824		10	1'32.695	20.660	24.887	22.524	24.624	324.3
32	1:53'08.756	26.912	26.961	23.202	25.436		11	1'32.066	20.555	24.814	22.056	24.641	325.8
33	1'33.839	21.274	25.436	22.228	24.901	321.3	12	1'31.786	20.561	24.750	21.945	24.530	325.8
34	1'31.516	20.657	24.743	21.748	24.368	321.3	13	1'31.606	20.459	24.741	21.881	24.525	327.4
	unfinished	20.525	24.592			322.8	14	1'40.267 P	21.754	27.910	23.061	27.542	324.3

8th **72** Marco BEZZECCHI Mooney VR46 Racing ITA

	Runs=5	Total laps=36	Full laps=26			
1	1:13'33.445	26.230	28.684	24.087	25.891	
2	1'34.768	21.607	25.754	22.468	24.939	319.8
3	1'33.121	20.875	25.131	22.463	24.652	321.3
4	1'32.073	20.728	24.964	21.884	24.497	321.3
5	1'35.999	21.374	25.493	24.077	25.055	324.3
6	1'32.005	20.850	24.808	21.898	24.449	325.8
7	1'31.755	20.766	24.681	21.873	24.435	325.8
8	1'37.051 P	20.701	25.070	22.669	28.611	327.4
9	8'33.341	24.398	27.145	23.299	25.310	
10	1'33.290	20.955	25.485	22.147	24.703	324.3
11	1'32.324	20.699	25.004	21.953	24.668	325.8
12	1'32.866	21.314	24.943	21.951	24.658	327.4
13	1'31.686	20.550	24.747	21.819	24.570	325.8
14	1'31.393	20.523	24.687	21.774	24.409	325.8
15	1'35.231 P	20.585	24.764	21.797	28.085	327.4
16	30'20.303	26.317	29.505	22.918	25.069	
17	1'33.105	20.879	25.323	22.065	24.838	325.8
18	1'31.985	20.548	24.863	21.805	24.769	325.8
19	1'31.611	20.454	24.825	21.852	24.480	325.8
20	1'31.791	20.658	24.791	21.751	24.591	324.3
21	1'31.758	20.606	24.727	21.861	24.564	325.8
22	1'41.118 P	23.325	26.123	23.071	28.599	324.3
23	20'55.300	27.762	27.081	23.013	25.037	
24	1'32.750	20.869	25.193	22.125	24.563	327.4
25	1'31.532	20.435	24.767	21.850	24.480	328.9
26	1'31.090	20.497	24.588	21.659	24.346	327.4
27	1'30.896	20.408	24.577	21.569	24.342	328.9
28	1'30.925	20.322	24.592	21.646	24.365	328.9
29	4'40.883 P	3'21.043	27.844	23.587	28.409	328.9
30	27'18.537	23.959	26.880	22.924	25.390	
31	1'34.285	21.365	25.935	22.167	24.818	327.4
32	1'31.688	20.460	24.941	21.813	24.474	325.8
33	1'31.405	20.600	24.628	21.697	24.480	327.4
34	1'30.814	20.461	24.537	21.619	24.197	328.9
35	1'30.735	20.387	24.501	21.563	24.284	328.9
36	1'40.520 P	22.901	26.579	22.825	28.215	328.9

9th **88** Miguel OLIVEIRA RNF MotoGP Team POR

	Runs=7	Total laps=45	Full laps=31			
1	40'47.870	26.697	28.692	25.771	30.575	
2	1'37.452	22.173	26.502	23.296	25.481	302.9
3	1'34.377	21.043	25.394	22.990	24.950	322.8
4	1'33.464	20.762	25.435	22.478	24.789	324.3
5	1'33.173	20.872	25.255	22.311	24.735	324.3

15	23'17.596	24.203	26.929	24.243	25.339	
16	1'33.382	20.985	25.351	22.255	24.791	324.3
17	1'32.195	20.655	24.927	22.014	24.599	324.3
18	1'31.703	20.474	24.786	21.918	24.525	325.8
19	1'31.684	20.528	24.683	21.929	24.544	325.8
20	1'31.829	20.554	24.705	21.890	24.680	325.8
21	1'38.168 P	21.748	25.978	22.784	27.658	322.8
22	19'59.443	23.385	26.530	23.018	25.186	
23	1'32.869	20.966	25.179	22.121	24.603	321.3
24	1'31.895	20.583	24.828	21.976	24.508	322.8
25	1'36.274	23.100	25.954	22.384	24.836	324.3
26	1'32.495	20.628	24.837	21.977	25.053	324.3
27	1'31.643	20.522	24.712	21.869	24.540	324.3
28	1'37.699 P	21.117	25.956	22.548	28.078	324.3
29	21'34.641	24.303	26.251	22.507	24.841	
30	1'32.350	20.612	24.894	22.323	24.521	325.8
31	1'31.234	20.437	24.630	21.810	24.357	324.3
32	1'30.936	20.408	24.537	21.728	24.263	324.3
33	1'31.394	20.364	24.559	22.022	24.449	325.8
34	1'37.194 P	20.511	26.279	22.595	27.809	325.8
35	22'53.055	39.987	26.346	22.721	25.137	
36	1'32.809	20.831	25.153	22.171	24.654	324.3
37	1'32.200	20.532	24.802	22.364	24.502	325.8
38	1'31.549	20.579	24.654	21.896	24.420	324.3
39	1'31.314	20.505	24.585	21.856	24.368	327.4
40	1'38.202 P	21.375	25.616	22.404	28.807	325.8
41	16'23.963	24.027	26.517	22.972	25.012	
42	1'32.620	20.992	25.116	22.001	24.511	324.3
43	1'31.661	20.524	24.764	21.895	24.478	325.8
44	1'31.296	20.442	24.640	21.869	24.345	325.8
45	1'37.660 P	20.503	26.530	22.806	27.821	327.4

10th **33** Brad BINDER Red Bull KTM Factory RSA

	Runs=5	Total laps=29	Full laps=19			
1	43'30.418	24.421	26.845	24.275	25.457	
2	1'33.677	21.175	25.403	22.411	24.688	322.8
3	1'32.233	20.864	24.899	21.978	24.492	324.3
4	1'32.504	21.125	24.899	22.008	24.472	325.8
5	1'31.536	20.560	24.653	21.829	24.494	327.4
6	1'31.565	20.451	24.643	21.989	24.482	324.3
7	1'41.306 P	22.889	25.702	23.182	29.533	324.3
8	14'50.018	26.127	30.954	23.847	25.293	
9	1'33.410	21.045	25.295	22.314	24.756	322.8
10	1'32.544	20.650	25.012	22.195	24.687	324.3
11	1'32.275	20.639	24.892	22.063	24.681	324.3
12	1'32.200	20.575	24.940	22.038	24.647	324.3
13	1'32.090	20.700	24.882	21.938	24.570	322.8

Fastest Lap: Maverick VIÑALES Aprilia Racing SPA **1'30.325** 20.277 24.309 21.590 24.149

These data/results cannot be reproduced, stored and/or transmitted in whole or in part by any manner of electronic, mechanical, photocopying, recording, broadcasting or otherwise now known or herein after developed without the previous express consent by the copyright owner, except for reproduction in daily press and regular printed publications on sale to the public within 60 days of the event related to those data/results and always provided that copyright symbol appears together as follows below.
© DORNA, 2023



Day 1 Session 1

MotoGP

Lap	Lap Time		T1	T2	T3	T4	Speed	Lap	Lap Time		T1	T2	T3	T4	Speed
14	1'45.393	P	24.949	26.838	23.280	30.326	324.3	38	1'31.617		20.653	24.581	21.749	24.634	321.3
15	1:06'55.819		26.449	29.829	22.683	24.674		39	1'34.015	P	20.684	24.627	21.749	26.955	321.3
16	1'31.461		20.471	24.672	21.992	24.326	324.3	40	13'26.624		23.071	25.883	22.350	24.913	
17	1'31.660		20.580	24.766	21.988	24.326	322.8	41	1'32.192		20.787	24.850	21.946	24.609	319.8
18	1'31.084		20.405	24.533	21.735	24.411	322.8	42	1'31.859		20.768	24.685	21.817	24.589	321.3
19	1'31.257		20.443	24.533	21.897	24.384	322.8	43	1'31.676		20.692	24.645	21.830	24.509	327.4
20	1'44.174	P	24.472	26.034	23.048	30.620	322.8	44	1'34.362		20.597	24.651	24.147	24.967	324.3
21	34'54.040		26.952	26.257	22.975	24.961		45	1'31.702		20.687	24.602	21.791	24.622	322.8
22	1'32.564		20.893	24.970	22.138	24.563	325.8	46	1'34.321	P	20.660	24.636	21.764	27.261	322.8
23	1'38.432		26.396	25.366	22.140	24.530	325.8	47	24'15.106		22.490	26.094	22.354	24.797	
24	1'31.781		20.796	24.662	21.897	24.426	327.4	48	1'31.659		20.680	24.730	21.733	24.516	324.3
25	1'43.576	P	25.401	26.403	22.658	29.114	327.4	49	1'31.246		20.559	24.535	21.653	24.499	322.8
26	32'55.257		22.415	26.079	22.794	24.871		50	1'31.217		20.604	24.534	21.656	24.423	322.8
27	1'32.217		20.798	24.977	21.966	24.476	324.3	51	1'31.289		20.581	24.524	21.705	24.479	324.3
28	1'31.820		20.593	24.701	22.056	24.470	324.3	52	1'38.772		27.049	25.441	21.747	24.535	318.3
29	1'40.288	P	20.643	26.299	23.303	30.043	324.3	53	1'31.087		20.528	24.518	21.661	24.380	324.3

11th 20 Fabio QUARTARAR Monster Energy Yama FRA

	Runs=10	Total laps=62	Full laps=42				
1	16'24.424	24.426	28.096	23.485	25.906		
2	1'34.545	21.855	25.666	22.263	24.761	318.3	
3	1'32.503	20.892	24.998	21.954	24.659	321.3	
4	1'32.083	20.726	24.844	21.895	24.618	321.3	
5	1'31.903	20.697	24.728	21.864	24.614	321.3	
6	1'31.923	20.720	24.745	21.850	24.608	321.3	
7	1'44.081	P	24.101	27.019	23.646	29.315	312.5
8	12'25.643		23.379	26.971	22.814	25.220	
9	1'32.626		21.026	25.120	21.844	24.636	322.8
10	1'31.978		20.803	24.819	21.803	24.553	322.8
11	1'31.451		20.687	24.598	21.673	24.493	322.8
12	1'31.617		20.704	24.670	21.748	24.495	322.8
13	1'31.548		20.651	24.640	21.739	24.518	322.8
14	1'43.390	P	24.135	27.004	23.441	28.810	322.8
15	11'42.773		21.822	26.097	22.327	24.941	
16	1'32.571		20.889	24.796	22.224	24.662	324.3
17	1'31.550		20.641	24.705	21.689	24.515	324.3
18	1'31.359		20.622	24.560	21.725	24.452	322.8
19	1'31.402		20.614	24.567	21.714	24.507	322.8
20	1'31.363		20.619	24.577	21.715	24.452	322.8
21	1'40.987	P	22.858	27.041	22.841	28.247	322.8
22	11'07.276		23.445	28.579	23.632	25.035	
23	1'32.329		20.924	24.906	21.893	24.606	321.3
24	1'31.554		20.683	24.669	21.712	24.490	322.8
25	1'31.438		20.613	24.593	21.720	24.512	324.3
26	1'31.422		20.587	24.633	21.724	24.478	322.8
27	1'35.707	P	20.624	24.562	21.648	28.873	322.8
28	19'02.247		22.933	26.027	22.434	24.991	
29	1'32.114		20.863	24.854	21.822	24.575	322.8
30	1'31.516		20.652	24.646	21.748	24.470	322.8
31	1'31.467		20.591	24.645	21.750	24.481	322.8
32	1'31.383		20.693	24.579	21.682	24.429	322.8
33	1'50.382	P	20.635	24.498	37.422	27.827	324.3
34	19'18.993		22.899	26.235	22.393	24.891	
35	1'32.162		20.836	24.873	21.840	24.613	321.3
36	1'31.649		20.613	24.712	21.766	24.558	322.8
37	1'31.559		20.631	24.593	21.741	24.594	322.8

12th 73 Alex MARQUEZ Gresini Racing MotoG SPA

	Runs=5	Total laps=35	Full laps=25				
1	46'12.993	24.331	28.252	24.066	26.469		
2	1'36.763	22.098	26.330	22.891	25.444	315.4	
3	1'35.288	21.121	26.427	22.644	25.096	324.3	
4	1'33.183	20.922	25.230	22.332	24.699	324.3	
5	1'32.827	20.929	25.145	22.126	24.627	324.3	
6	1'32.166	20.801	24.872	21.936	24.557	324.3	
7	1'31.898	20.642	24.927	21.890	24.439	325.8	
8	1'38.487	P	21.177	25.649	22.327	29.334	327.4
9	18'34.377		23.280	27.456	23.237	25.476	
10	1'34.296		21.659	25.566	22.195	24.876	321.3
11	1'32.649		20.821	25.031	21.982	24.815	330.5
12	1'32.186		20.680	24.794	22.032	24.680	325.8
13	1'31.898		20.658	24.776	21.911	24.553	325.8
14	1'32.043		20.709	24.929	21.931	24.474	325.8
15	1'37.972	P	20.880	25.228	22.499	29.365	327.4
16	42'52.304		23.494	27.308	22.875	25.363	
17	1'33.097		20.888	25.330	22.130	24.749	324.3
18	1'32.171		20.755	24.956	21.915	24.545	325.8
19	1'31.967		20.702	24.745	21.968	24.552	325.8
20	1'31.743		20.603	24.697	21.818	24.625	325.8
21	1'31.821		20.652	24.730	21.931	24.508	324.3
22	1'38.065	P	20.701	24.788	23.084	29.492	325.8
23	22'22.367		22.257	26.427	22.937	24.987	
24	1'32.165		20.748	24.971	21.879	24.567	325.8
25	1'31.294		20.472	24.658	21.715	24.449	327.4
26	1'33.753		20.504	26.667	21.952	24.630	325.8
27	1'31.140		20.460	24.559	21.762	24.359	325.8
28	1'38.268	P	21.504	25.485	22.234	29.045	325.8

Fastest Lap: Maverick VIÑALES Aprilia Racing SPA **1'30.325** 20.277 24.309 21.590 24.149

These data/results cannot be reproduced, stored and/or transmitted in whole or in part by any manner of electronic, mechanical, photocopying, recording, broadcasting or otherwise now known or herein after developed without the previous express consent by the copyright owner, except for reproduction in daily press and regular printed publications on sale to the public within 60 days of the event related to those data/results and always provided that copyright symbol appears together as follows below.
© DORNA, 2023



Day 1 Session 1

MotoGP

Lap	Lap Time	T1	T2	T3	T4	Speed	Lap	Lap Time	T1	T2	T3	T4	Speed	
29	22'46.547	21.975	27.320	23.046	25.066									
30	1'32.468	20.772	25.081	21.957	24.658	325.8	14th	63	Francesco BAGNAI				Ducati Lenovo Team	ITA
31	1'31.526	20.495	24.703	21.866	24.462	327.4			Runs=6	Total laps=34	Full laps=22			
32	1'31.495	20.494	24.676	21.844	24.481	325.8	1	1:14'34.743	27.146	28.016	23.803	25.173		
33	1'31.325	20.428	24.609	21.767	24.521	325.8	2	1'33.211	21.182	25.192	22.100	24.737	330.5	
34	1'31.481	20.489	24.582	21.878	24.532	328.9	3	1'32.244	20.694	24.857	21.981	24.712	328.9	
35	1'38.506 P	21.671	25.655	22.198	28.982	325.8	4	1'31.943	20.905	24.701	21.844	24.493	327.4	
							5	1'31.572	20.762	24.641	21.670	24.499	327.4	
13th	44	Poi ESPARGARO				Tech3 GASGAS Fact SPA	6	1'38.733 P	22.180	26.077	22.762	27.714	327.4	
		Runs=6	Total laps=46	Full laps=34			7	18'13.456	22.250	25.743	22.341	24.947		
1	44'53.062	24.593	27.878	24.023	26.179		8	1'32.059	20.869	24.815	21.786	24.589	327.4	
2	1'36.323	21.863	25.952	22.985	25.523	309.7	9	1'31.263	20.545	24.573	21.723	24.422	328.9	
3	1'33.771	21.140	25.345	22.393	24.893	319.8	10	1'38.857 P	22.897	25.783	22.487	27.690	330.5	
4	1'37.633	20.945	24.880	22.506	29.302	321.3	11	24'13.372	25.377	26.655	22.668	24.746		
5	1'32.199	20.816	24.754	21.965	24.664	324.3	12	1'32.021	20.874	24.787	21.870	24.490	327.4	
6	1'31.900	20.813	24.677	21.873	24.537	322.8	13	1'31.505	20.776	24.583	21.730	24.416	328.9	
7	1'39.078 P	22.473	25.820	22.987	27.798	316.8	14	1'31.655	20.656	24.630	21.835	24.534	327.4	
8	36'42.559	22.733	26.614	23.215	25.514		15	1'31.307	20.644	24.512	21.664	24.487	325.8	
9	1'33.373	20.956	25.082	22.300	25.035	321.3	16	1'45.374 P	23.042	31.973	22.497	27.862	325.8	
10	1'32.336	20.742	24.871	22.021	24.702	322.8	17	24'44.457	22.618	25.694	22.888	24.985		
11	1'31.631	20.605	24.628	21.875	24.523	321.3	18	1'31.682	20.630	24.605	21.782	24.665	333.7	
12	1'31.782	20.625	24.613	21.899	24.645	322.8	19	1'32.718	21.387	24.842	21.864	24.625	328.9	
13	1'32.554	20.573	24.584	22.214	25.183	321.3	20	1'31.319	20.554	24.538	21.671	24.556	330.5	
14	1'34.285	21.476	25.371	22.541	24.897	321.3	21	1'31.257	20.525	24.548	21.673	24.511	328.9	
15	1'31.368	20.493	24.579	21.821	24.475	322.8	22	1'31.400	20.548	24.531	21.694	24.627	328.9	
16	1'38.590 P	21.512	25.863	23.019	28.196	321.3	23	1'39.445 P	21.905	26.156	23.033	28.351	328.9	
17	31'12.503	22.553	26.976	23.317	25.437		24	19'18.289	22.553	25.807	22.379	25.131		
18	1'34.703	21.697	25.429	22.469	25.108	321.3	25	1'32.765	21.037	24.989	21.982	24.757	327.4	
19	1'32.763	20.825	24.889	22.120	24.929	321.3	26	1'32.109	20.748	24.723	21.898	24.740	328.9	
20	1'32.316	20.874	24.669	21.996	24.777	322.8	27	1'31.876	20.767	24.624	21.839	24.646	327.4	
21	1'34.758	20.779	24.725	22.043	27.211	322.8	28	1'35.378 P	20.816	24.626	21.895	28.041	328.9	
22	1'32.143	20.763	24.737	22.006	24.637	324.3	29	51'59.726	23.416	25.967	22.404	24.750		
23	1'36.083	21.291	26.799	22.919	25.074	321.3	30	1'32.255	20.987	24.975	21.759	24.534	330.5	
24	1'32.011	20.737	24.638	22.010	24.626	325.8	31	1'31.186	20.522	24.544	21.686	24.434	330.5	
25	1'37.506 P	21.372	25.966	23.013	27.155	324.3	32	1'31.349	20.573	24.561	21.732	24.483	335.4	
26	29'57.446	21.473	26.573	23.190	25.545		33	1'36.973	24.907	25.368	21.795	24.903	332.1	
27	1'34.649	21.072	25.598	22.636	25.343	321.3	34	1'42.395 P	25.991	26.615	22.381	27.408	330.5	
28	1'36.179 P	20.935	25.014	22.299	27.931	322.8								
29	13'06.469	20.557	25.855	22.553	25.071		15th	30	Takaaki NAKAGAMI				LCR Honda IDEMITS	JPN
30	1'33.224	20.734	24.843	22.382	25.265	322.8			Runs=8	Total laps=43	Full laps=27			
31	1'31.438	20.566	24.551	21.838	24.483	324.3	1	52'22.915	26.275	28.736	24.757	26.173		
32	1'31.400	20.481	24.559	21.827	24.533	325.8	2	1'36.133	21.795	26.217	23.132	24.989	318.3	
33	1'31.183	20.468	24.513	21.772	24.430	324.3	3	1'32.481	20.777	25.201	21.999	24.504	319.8	
34	1'32.964	20.528	24.565	21.940	25.931	324.3	4	1'39.095	22.380	29.100	22.920	24.695	304.2	
35	1'31.259	20.548	24.479	21.734	24.498	324.3	5	1'31.552	20.589	24.754	21.804	24.405	319.8	
36	1'37.489 P	20.520	24.699	23.757	28.513	325.8	6	1'41.288 P	21.876	26.620	23.760	29.032	319.8	
37	40'40.497	20.849	26.293	23.100	25.383		7	11'07.057	26.112	30.565	23.674	28.550		
38	1'33.066	20.858	25.058	22.206	24.944	324.3	8	1'35.163	21.760	25.836	22.595	24.972	319.8	
39	1'34.765	21.212	25.549	22.772	25.232	325.8	9	1'32.662	20.727	25.270	22.088	24.577	318.3	
40	1'32.336	20.726	24.788	22.154	24.668	324.3	10	1'31.927	20.621	24.935	22.006	24.365	319.8	
41	1'32.434	20.716	24.735	22.021	24.962	325.8	11	1'41.911 P	23.340	26.674	23.337	28.560	321.3	
42	1'37.181	24.140	25.418	22.423	25.200	324.3	12	15'57.716	23.726	28.874	23.485	25.097		
43	1'32.145	20.728	24.771	22.035	24.611	327.4	13	1'32.975	20.936	25.304	22.192	24.543	318.3	
44	1'38.084	24.540	26.408	22.260	24.876	325.8	14	1'31.910	20.570	24.985	21.910	24.445	321.3	
45	1'31.976	20.669	24.779	21.898	24.630	327.4	15	1'31.741	20.560	24.859	21.843	24.479	321.3	
46	1'36.312 P	21.659	25.537	22.089	27.027	324.3	16	1'31.842	20.663	24.787	21.905	24.487	319.8	

Fastest Lap: Maverick VIÑALES Aprilia Racing SPA **1'30.325** 20.277 24.309 21.590 24.149

These data/results cannot be reproduced, stored and/or transmitted in whole or in part by any manner of electronic, mechanical, photocopying, recording, broadcasting or otherwise now known or herein after developed without the previous express consent by the copyright owner, except for reproduction in daily press and regular printed publications on sale to the public within 60 days of the event related to those data/results and always provided that copyright symbol appears together as follows below.
© DORNA, 2023

Official MotoGP Timing by TISSOT
www.motogp.com

Cheste, Wednesday, November 08, 2023

Page 6 of 10



Day 1 Session 1

MotoGP

Lap	Lap Time		T1	T2	T3	T4	Speed	Lap	Lap Time		T1	T2	T3	T4	Speed
17	1'39.496	P	21.519	26.563	23.209	28.205	319.8	27	1'31.289		20.569	24.517	21.729	24.474	321.3
18	28'53.035		23.314	27.822	23.835	25.302		28	1'31.512		20.522	24.621	21.770	24.599	321.3
19	1'33.023		20.956	25.260	22.166	24.641	316.8	29	1'34.078		20.468	26.038	22.709	24.863	321.3
20	1'32.021		20.774	24.927	21.878	24.442	318.3	30	1'31.341		20.594	24.530	21.770	24.447	321.3
21	1'31.688		20.601	24.730	21.860	24.497	318.3	31	1'45.252	P	23.409	28.345	22.946	30.552	321.3
22	1'31.659		20.589	24.716	21.824	24.530	319.8	32	10'26.161		22.950	25.554	22.327	24.943	
23	1'42.464	P	23.519	26.827	22.936	29.182	318.3	33	1'31.906		20.694	24.739	21.880	24.593	318.3
24	17'58.463		23.153	26.688	23.192	25.162		34	1'31.701		20.595	24.598	21.811	24.697	318.3
25	1'33.196		20.961	25.398	22.190	24.647	316.8	35	1'31.743		20.575	24.601	21.946	24.621	318.3
26	1'32.006		20.577	24.949	21.953	24.527	318.3	36	1'47.540	P	25.261	28.634	23.343	30.302	318.3
27	1'31.566		20.493	24.777	21.862	24.434	321.3	37	25'14.929		26.916	26.198	22.923	25.235	
28	1'40.204	P	22.056	26.954	23.190	28.004	319.8	38	1'33.265		21.198	25.006	22.144	24.917	321.3
29	21'21.124		24.567	27.078	23.348	25.098		39	1'32.047		20.675	24.715	21.908	24.749	321.3
30	1'32.678		20.986	25.152	22.013	24.527	319.8	40	1'32.949		21.149	24.910	22.030	24.860	321.3
31	1'33.415		20.578	24.828	22.620	25.389	321.3	41	1'45.516	P	24.329	27.945	23.288	29.954	321.3
32	1'31.369		20.494	24.707	21.750	24.418	321.3	42	22'03.166		23.335	25.993	22.492	25.078	
33	1'44.646	P	23.511	25.232	27.083	28.820	319.8	43	1'33.051		21.078	25.003	22.115	24.855	322.8
34	17'41.303		26.255	27.801	23.356	25.245		44	1'31.980		20.641	24.734	21.896	24.709	321.3
35	1'33.329		20.947	25.401	22.358	24.623	318.3	45	1'31.931		20.626	24.727	21.866	24.712	322.8
36	1'31.734		20.599	24.849	21.901	24.385	319.8	46	1'49.659	P	24.104	30.469	24.163	30.923	322.8
37	1'31.257		20.460	24.657	21.721	24.419	321.3	47	8'15.989		24.745	27.774	22.510	25.006	
38	1'41.478	P	22.311	26.195	23.703	29.269	319.8	48	1'32.705		21.090	24.925	21.930	24.760	322.8
39	23'54.357		22.370	26.929	23.568	25.440		49	1'31.901		20.583	24.682	21.939	24.697	321.3
40	1'33.247		20.929	25.337	22.326	24.655	319.8	50	1'31.784		20.562	24.736	21.888	24.598	322.8
41	1'31.934		20.647	25.023	21.794	24.470	324.3	51	1'36.817	P	20.554	24.653	21.885	29.725	322.8
42	1'35.888		23.269	25.674	22.330	24.615	319.8	52	22'27.583		26.322	26.067	22.406	24.985	
43	1'36.904	P	20.645	25.187	23.367	27.705	319.8	53	1'32.339		20.814	24.852	21.905	24.768	322.8
16th 21 Franco MORBIDELL Monster Energy Yama ITA															
Runs=10 Total laps=56 Full laps=36															
1	32'58.230		25.789	27.239	23.318	25.656		54	1'31.946		20.690	24.666	21.862	24.728	324.3
2	1'34.137		21.205	25.330	22.266	25.336	316.8	55	1'31.711		20.643	24.608	21.868	24.592	322.8
3	1'32.972		20.994	25.047	22.060	24.871	318.3	56	1'42.794	P	26.061	25.545	22.253	28.935	324.3
4	1'32.417		20.797	24.897	21.948	24.775	318.3	17th 49 Fabio DI GIANNANT Gresini Racing MotoG ITA							
5	1'32.230		20.708	24.783	21.937	24.802	319.8	Runs=5 Total laps=34 Full laps=24							
6	1'32.042		20.663	24.707	21.929	24.743	319.8	1	38'54.207		23.472	27.354	23.240	25.355	
7	1'45.286	P	25.235	26.661	23.820	29.570	319.8	2	1'34.144		21.417	25.542	22.298	24.887	321.3
8	11'24.021		24.458	28.702	24.053	25.382		3	1'32.605		20.917	25.006	22.028	24.654	322.8
9	1'33.224		21.067	25.107	22.182	24.868	319.8	4	1'31.984		20.776	24.764	21.914	24.530	324.3
10	1'32.277		20.737	24.833	21.985	24.722	319.8	5	1'31.736		20.632	24.665	21.932	24.507	324.3
11	1'32.072		20.774	24.712	21.914	24.672	321.3	6	1'40.742	P	22.127	26.286	23.004	29.325	325.8
12	1'31.750		20.587	24.711	21.841	24.611	319.8	7	24'30.621		22.980	26.295	22.792	25.094	
13	1'42.999	P	22.450	27.244	23.176	30.129	319.8	8	1'32.766		20.919	25.019	22.102	24.726	322.8
14	9'38.025		24.014	26.114	22.656	25.011		9	1'32.096		20.750	24.808	21.899	24.639	322.8
15	1'32.582		20.809	24.981	21.980	24.812	322.8	10	1'31.867		20.764	24.659	21.845	24.599	322.8
16	1'32.217		20.808	24.823	21.874	24.712	319.8	11	1'31.675		20.687	24.652	21.801	24.535	322.8
17	1'32.237		20.809	24.783	21.884	24.761	321.3	12	1'31.638		20.594	24.588	21.838	24.618	324.3
18	1'50.141	P	24.668	28.435	26.991	30.047	322.8	13	1'31.619		20.554	24.617	21.904	24.544	325.8
19	28'37.539		23.484	26.074	22.603	25.030		14	1'41.534	P	21.127	26.128	23.479	30.800	324.3
20	1'32.543		20.750	24.916	22.031	24.846	319.8	15	52'09.403		27.654	26.854	23.581	25.766	
21	1'32.401		20.745	24.833	21.987	24.836	319.8	16	1'32.786		20.931	24.983	22.150	24.722	322.8
22	1'32.321		20.768	24.844	21.971	24.738	319.8	17	1'31.855		20.640	24.714	21.919	24.582	322.8
23	1'32.158		20.717	24.732	22.003	24.706	321.3	18	1'31.780		20.632	24.798	21.855	24.495	322.8
24	1'47.352	P	21.806	31.376	23.464	30.706	321.3	19	1'31.314		20.498	24.533	21.792	24.491	322.8
25	10'29.836		25.640	26.021	22.289	24.765		20	1'44.373	P	24.110	26.673	23.256	30.334	322.8
26	1'31.866		20.599	24.839	21.847	24.581	321.3	21	18'10.190		22.967	26.013	22.654	25.086	
								22	1'32.459		20.718	24.867	22.137	24.737	322.8
								23	1'32.349		20.668	24.818	22.089	24.774	322.8

Fastest Lap: Maverick VIÑALES Aprilia Racing SPA **1'30.325** 20.277 24.309 21.590 24.149

These data/results cannot be reproduced, stored and/or transmitted in whole or in part by any manner of electronic, mechanical, photocopying, recording, broadcasting or otherwise now known or herein after developed without the previous express consent by the copyright owner, except for reproduction in daily press and regular printed publications on sale to the public within 60 days of the event related to those data/results and always provided that copyright symbol appears together as follows below.
© DORNA, 2023

Official MotoGP Timing by TISSOT
www.motogp.com

Cheste, Wednesday, November 08, 2023

Page 7 of 10



Day 1 Session 1

MotoGP

Lap	Lap Time	T1	T2	T3	T4	Speed	Lap	Lap Time	T1	T2	T3	T4	Speed
24	1'31.832	20.635	24.636	21.930	24.631	322.8	1	49'05.236	23.845	27.645	24.091	26.241	
25	1'31.600	20.630	24.530	21.840	24.600	324.3	2	1'35.452	21.582	25.910	22.639	25.321	318.3
26	1'44.468 P	24.327	27.145	23.605	29.391	324.3	3	1'34.111	21.286	25.398	22.361	25.066	319.8
27	15'29.043	23.115	26.284	22.720	24.947		4	1'33.480	21.019	25.186	22.250	25.025	319.8
28	1'32.099	20.816	24.833	21.878	24.572	322.8	5	1'32.873	20.760	24.974	22.086	25.053	319.8
29	1'31.508	20.628	24.614	21.771	24.495	324.3	6	1'32.700	20.680	25.013	22.158	24.849	319.8
30	1'31.363	20.487	24.590	21.786	24.500	325.8	7	1'45.265 P	24.991	26.923	23.438	29.913	319.8
31	1'31.649	20.599	24.597	21.833	24.620	324.3	8	38'38.487	26.049	26.463	25.699	25.190	
32	1'31.398	20.602	24.597	21.717	24.482	324.3	9	1'32.589	20.811	25.068	21.956	24.754	321.3
33	1'31.569	20.692	24.575	21.772	24.530	325.8	10	1'37.976	24.641	25.619	22.267	25.449	322.8
34	1'45.170 P	23.416	27.027	23.132	31.595	324.3	11	1'32.386	20.866	24.850	21.970	24.700	321.3
							12	1'32.013	20.691	24.727	21.865	24.730	321.3
							13	1'32.046	20.692	24.778	21.898	24.678	321.3

18th 36 **Joan MIR** Repsol Honda Team SPA
Runs=7 Total laps=39 Full laps=25

1	25'14.674	24.943	29.010	24.663	26.488	
2	1'37.926	22.422	26.540	23.274	25.690	311.1
3	1'35.372	21.564	25.776	22.873	25.159	316.8
4	1'34.076	21.072	25.447	22.510	25.047	319.8
5	1'33.823	21.107	25.354	22.473	24.889	319.8
6	1'43.086 P	22.089	27.006	23.920	30.071	319.8
7	22'36.776	23.358	26.727	23.141	25.221	
8	1'34.147	21.128	25.541	22.529	24.949	318.3
9	1'33.385	20.958	25.202	22.357	24.868	319.8
10	1'32.562	20.747	24.978	22.133	24.704	321.3
11	1'32.826	20.782	24.878	22.064	25.102	321.3
12	1'36.601 P	20.809	24.913	22.100	28.779	322.8
13	29'57.252	24.078	26.354	22.817	25.004	
14	1'33.887	20.978	25.342	22.413	25.154	319.8
15	1'32.845	20.870	25.090	22.205	24.680	319.8
16	1'32.706	20.901	25.027	22.090	24.688	321.3
17	1'32.741	20.916	24.912	22.153	24.760	321.3
18	1'41.972 P	20.826	27.232	23.718	30.196	321.3
19	18'07.054	26.369	25.988	22.777	25.014	
20	1'32.885	20.858	25.106	22.116	24.805	319.8
21	1'32.498	20.782	24.971	22.118	24.627	321.3
22	1'33.364	20.987	24.969	22.271	25.137	322.8
23	1'32.656	20.875	24.953	22.056	24.772	319.8
24	1'40.122 P	20.879	24.896	22.227	32.120	319.8
25	15'39.288	23.685	26.482	22.936	25.198	
26	1'32.584	20.835	25.079	22.103	24.567	318.3
27	1'31.952	20.551	24.673	22.145	24.583	319.8
28	1'31.560	20.576	24.654	21.831	24.499	321.3
29	1'31.991	20.665	24.622	22.046	24.658	319.8
30	1'38.063 P	20.734	24.701	21.950	30.678	321.3
31	33'40.661	25.251	26.379	22.768	25.200	
32	1'32.819	20.853	25.130	22.143	24.693	321.3
33	1'32.179	20.665	24.868	21.999	24.647	321.3
34	1'42.695 P	21.285	26.678	23.739	30.993	322.8
35	19'18.197	25.072	26.079	22.551	25.037	
36	1'32.402	20.832	24.899	21.954	24.717	319.8
37	1'31.997	20.733	24.737	21.943	24.584	322.8
38	1'32.115	20.794	24.742	21.968	24.611	319.8
39	1'45.522 P	24.000	26.687	24.204	30.631	321.3

19th 43 **Jack MILLER** Red Bull KTM Factory AUS
Runs=5 Total laps=34 Full laps=24

Fastest Lap: Maverick VIÑALES Aprilia Racing SPA **1'30.325** 20.277 24.309 21.590 24.149

These data/results cannot be reproduced, stored and/or transmitted in whole or in part by any manner of electronic, mechanical, photocopying, recording, broadcasting or otherwise now known or herein after developed without the previous express consent by the copyright owner, except for reproduction in daily press and regular printed publications on sale to the public within 60 days of the event related to those data/results and always provided that copyright symbol appears together as follows below.
© DORNA, 2023

Official MotoGP Timing by TISSOT
www.motogp.com

Cheste, Wednesday, November 08, 2023

Page 8 of 10



Day 1 Session 1

MotoGP

Lap	Lap Time		T1	T2	T3	T4	Speed	Lap	Lap Time		T1	T2	T3	T4	Speed
20	1'41.655	P	22.865	26.072	23.002	29.716	321.3	23	1'33.908		21.136	25.459	22.438	24.875	319.8
21	11'15.940		25.079	27.002	24.070	25.859		24	1'33.207		20.729	25.094	22.385	24.999	319.8
22	1'34.423		21.405	25.615	22.541	24.862	321.3	25	1'32.581		20.728	25.002	22.110	24.741	319.8
23	1'32.973		20.927	25.201	22.079	24.766	319.8	26	1'32.428		20.709	24.900	22.059	24.760	319.8
24	1'32.751		20.779	25.062	22.107	24.803	319.8	27	1'32.472		20.803	24.956	22.034	24.679	319.8
25	1'32.828		20.933	24.918	22.096	24.881	318.3	28	1'32.253		20.711	24.868	22.034	24.640	321.3
26	1'32.353		20.621	24.930	21.945	24.857	321.3	29	1'47.984	P	23.870	27.691	23.689	32.734	322.8
27	1'39.857	P	21.164	26.149	23.010	29.534	319.8	30	25'18.199		23.852	27.003	23.316	25.348	
28	18'22.787		22.381	26.247	22.550	25.069		31	1'34.679		20.840	25.801	22.948	25.090	318.3
29	1'32.689		20.885	25.036	22.035	24.733	318.3	32	1'32.318		20.673	24.997	22.041	24.607	319.8
30	1'32.206		20.685	24.855	21.935	24.731	319.8	33	1'31.970		20.528	24.875	22.019	24.548	321.3
31	1'32.311		20.624	24.866	21.942	24.879	321.3	34	1'31.995		20.631	24.856	21.932	24.576	319.8
32	1'32.254		20.680	24.830	21.960	24.784	319.8	35	1'47.077	P	23.701	28.178	24.375	30.823	321.3
33	1'32.300		20.680	24.955	21.964	24.701	319.8	36	13'08.091		24.681	26.656	22.980	25.202	
34	1'42.245	P	20.747	24.860	24.889	31.749	319.8	37	1'32.547		20.686	25.072	22.130	24.659	319.8
35	18'57.813		23.270	26.435	22.798	25.483		38	1'31.992		20.490	24.799	22.026	24.677	321.3
36	1'33.086		20.884	25.224	22.136	24.842	316.8	39	1'31.764		20.527	24.835	21.867	24.535	322.8
37	1'32.498		20.813	24.951	22.030	24.704	319.8	40	1'31.900		20.531	24.781	22.039	24.549	322.8
38	1'32.327		20.705	24.895	21.970	24.757	319.8	41	1'38.089		21.959	28.307	22.836	24.987	322.8
39	1'32.141		20.537	24.825	21.972	24.807	321.3	42	1'38.539	P	20.948	25.127	22.849	29.615	324.3
40	1'43.440	P	24.187	25.884	23.336	30.033	319.8	43	22'44.476		21.565	26.265	22.481	24.999	
41	12'59.581		24.142	26.702	23.060	25.270		44	1'32.965		20.736	25.102	22.164	24.963	322.8
42	1'33.173		21.049	25.232	22.220	24.672	322.8	45	1'35.233		22.098	25.751	22.554	24.830	322.8
43	1'31.828		20.621	24.865	21.803	24.539	322.8	46	1'32.141		20.670	24.871	21.972	24.628	322.8
44	1'32.050		20.634	24.863	21.882	24.671	322.8	47	1'31.916		20.505	24.898	21.883	24.630	322.8
45	1'31.772		20.583	24.843	21.774	24.572	321.3	48	1'31.950		20.528	24.795	21.963	24.664	324.3
46	1'31.638		20.536	24.794	21.808	24.500	322.8	49	1'47.280	P	24.257	28.491	24.466	30.066	321.3
47	1'49.253	P	24.249	26.312	23.892	34.800	321.3	50	8'29.733		36.320	26.601	22.913	25.326	
48	1:11'54.524		22.628	26.649	22.779	25.299		51	1'32.181		20.655	24.930	21.913	24.683	321.3
49	1'32.821		20.919	25.084	22.008	24.810	321.3	unfinished			23.955	26.682	22.555		321.3
	unfinished		20.745	25.068	21.952		321.3								

21st	42	Alex RINS	LCR Honda CASTRO SPA						
			Runs=8	Total laps=52	Full laps=36				
1	44'52.241		25.358	28.560	25.002	26.745			
2	1'37.557		22.281	26.740	23.076	25.460	319.8		
3	1'39.864	P	21.339	25.817	22.821	29.887	319.8		
4	13'48.488		24.031	27.950	23.737	25.993			
5	1'35.936		21.363	26.285	22.889	25.399	316.8		
6	1'34.816		21.134	25.856	22.597	25.229	316.8		
7	1'34.745		21.286	25.706	22.656	25.097	318.3		
8	1'34.502		20.996	25.463	23.027	25.016	319.8		
9	1'33.681		20.960	25.357	22.397	24.967	321.3		
10	1'33.337		20.911	25.250	22.376	24.800	319.8		
11	1'33.594		20.924	25.303	22.352	25.015	321.3		
12	1'33.239		20.981	25.138	22.248	24.872	319.8		
13	1'46.945	P	24.961	28.430	23.331	30.223	321.3		
14	40'44.054		24.980	27.071	23.018	25.342			
15	1'33.880		21.020	25.581	22.319	24.960	318.3		
16	1'32.898		20.788	25.151	22.175	24.784	318.3		
17	1'32.769		20.813	25.102	22.174	24.680	318.3		
18	1'32.754		20.901	25.046	22.077	24.730	319.8		
19	1'32.310		20.658	24.960	22.029	24.663	319.8		
20	1'32.248		20.628	24.965	22.006	24.649	321.3		
21	1'40.745	P	20.711	24.952	23.979	31.103	319.8		
22	31'18.286		24.956	27.869	25.519	26.466			

22nd	37	Augusto FERNAND	Tech3 GASGAS Fact SPA						
			Runs=5	Total laps=50	Full laps=40				
1	44'49.991		31.950	32.518	26.396	29.039			
2	1'44.681		25.642	27.890	24.214	26.935	255.6		
3	1'38.110		22.598	26.355	23.233	25.924	292.5		
4	1'36.756		21.982	25.984	22.936	25.854	311.1		
5	1'35.838		21.731	25.650	22.795	25.662	306.9		
6	1'35.153		21.539	25.551	22.566	25.497	311.1		
7	1'34.707		21.591	25.282	22.502	25.332	311.1		
8	1'34.827		21.514	25.342	22.504	25.467	309.7		
9	1'35.354		21.494	25.401	22.600	25.859	311.1		
10	1'35.712		21.669	25.465	22.916	25.662	298.9		
11	1'34.663		21.381	25.351	22.439	25.492	315.4		
12	1'34.172		21.278	25.323	22.387	25.184	318.3		
13	1'40.936	P	21.741	26.319	22.716	30.160	316.8		
14	52'19.719		26.976	29.171	24.090	26.588			
15	1'35.637		21.808	25.738	22.729	25.362	308.3		
16	1'34.447		21.382	25.400	22.573	25.092	313.9		
17	1'33.931		21.035	25.274	22.472	25.150	315.4		
18	1'33.932		21.159	25.289	22.381	25.103	315.4		
19	1'33.845		21.029	25.127	22.345	25.344	313.9		
20	1'33.558		21.214	25.104	22.141	25.099	306.9		
21	1'33.003		20.830	25.029	22.062	25.082	316.8		
22	1'34.129		20.874	25.304	22.499	25.452	313.9		
23	1'40.601	P	21.089	27.665	23.098	28.749	312.5		

Fastest Lap: Maverick VIÑALES Aprilia Racing SPA **1'30.325** 20.277 24.309 21.590 24.149

These data/results cannot be reproduced, stored and/or transmitted in whole or in part by any manner of electronic, mechanical, photocopying, recording, broadcasting or otherwise now known or herein after developed without the previous express consent by the copyright owner, except for reproduction in daily press and regular printed publications on sale to the public within 60 days of the event related to those data/results and always provided that copyright symbol appears together as follows below.
© DORNA, 2023

Official MotoGP Timing by TISSOT
www.motogp.com



Cheste, Wednesday, November 08, 2023

Day 1 Session 1

MotoGP

Lap	Lap Time	T1	T2	T3	T4	Speed	Lap	Lap Time	T1	T2	T3	T4	Speed
24	50'28.035	29.094	30.999	23.674	25.735								
25	1'34.191	21.302	25.557	22.257	25.075	315.4							
26	1'35.431	22.054	25.397	22.335	25.645	315.4							
27	1'33.807	21.310	25.227	22.207	25.063	316.8							
28	1'33.127	21.001	25.102	22.086	24.938	318.3							
29	1'32.928	20.870	24.992	22.044	25.022	318.3							
30	1'33.220	20.971	25.042	22.068	25.139	315.4							
31	1'33.624	21.307	25.048	22.133	25.136	313.9							
32	1'35.288	20.960	24.999	23.441	25.888	316.8							
33	1'38.687 P	21.102	25.246	22.427	29.912	313.9							
34	14'14.818	28.299	29.931	24.950	28.574								
35	1'33.982	21.533	25.394	22.161	24.894	304.2							
36	1'32.684	20.931	24.990	22.027	24.736	316.8							
37	1'32.238	20.851	24.773	21.816	24.798	315.4							
38	1'32.389	20.839	24.815	21.940	24.795	315.4							
39	1'33.059	20.923	24.856	21.902	25.378	316.8							
40	1'32.569	20.913	24.821	22.076	24.759	316.8							
41	1'35.376	21.796	25.933	22.477	25.170	316.8							
42	1'36.880 P	21.225	25.049	22.240	28.366	315.4							
43	20'02.495	27.527	27.412	23.219	25.850								
44	1'33.744	21.233	25.342	22.179	24.990	315.4							
45	1'32.642	20.912	24.948	21.977	24.805	316.8							
46	1'32.612	20.874	24.990	21.978	24.770	315.4							
47	1'32.655	20.790	25.013	21.959	24.893	319.8							
48	1'32.381	20.841	24.847	21.931	24.762	316.8							
49	1'32.318	20.713	24.804	21.905	24.896	318.3							
50	1'42.690 P	22.667	27.185	23.533	29.305	309.7							

23rd 51 Michele PIRRO Ducati Lenovo Team ITA
 Runs=3 Total laps=16 Full laps=10

1	2'58.883	25.407	28.393	23.711	25.740								
2	1'34.972	21.314	25.695	22.684	25.279	324.3							
3	1'33.768	21.121	25.311	22.398	24.938	321.3							
4	1'33.273	20.944	24.979	22.147	25.203	319.8							
5	1'33.231	20.821	25.090	22.205	25.115	321.3							
6	1'44.546 P	21.642	26.962	23.713	32.229	321.3							
7	11'45.982	26.752	27.430	23.640	25.656								
8	1'34.656	21.188	25.631	22.397	25.440	321.3							
9	1'33.894	21.088	25.347	22.345	25.114	321.3							
10	1'33.026	20.880	25.237	22.076	24.833	322.8							
11	1'39.920 P	20.890	25.087	22.110	31.833	322.8							
12	8'52.413	23.966	26.657	23.084	25.716								
13	1'33.549	21.155	25.218	22.087	25.089	319.8							
14	1'33.132	20.918	25.017	22.199	24.998	319.8							
15	1'32.805	20.900	24.966	22.027	24.912	321.3							
16	1'43.242 P	21.626	26.515	23.392	31.709	321.3							

Fastest Lap: Maverick VIÑALES Aprilia Racing SPA **1'30.325** 20.277 24.309 21.590 24.149

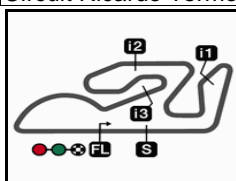
These data/results cannot be reproduced, stored and/or transmitted in whole or in part by any manner of electronic, mechanical, photocopying, recording, broadcasting or otherwise now known or herein after developed without the previous express consent by the copyright owner, except for reproduction in daily press and regular printed publications on sale to the public within 60 days of the event related to those data/results and always provided that copyright symbol appears together as follows below.
 © DORNA, 2023

Official MotoGP Timing by **TISSOT**
 www.motogp.com

Cheste, Wednesday, November 08, 2023

Page 10 of 10





4005 m.

Valencia MotoGP™ Official Test

Day 1 Session 1

Best Partial Times

IT Ideal Lap Time, sum of the best partial times

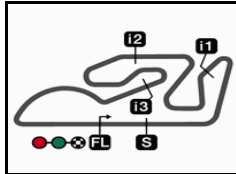
BT Best Lap Time

T1		T2		T3		T4				IT	BT	
Pos	Rider	Time	Rider	Time	Rider	Time	Rider	Time	Pos	Rider	IT	BT
1	J.MARTIN	20.262	M.VIÑALES	24.309	A.ESPARGARO	21.511	M.VIÑALES	24.149	1	M.VIÑALES	1'30.325	1'30.325 (1)
2	M.VIÑALES	20.277	A.ESPARGARO	24.314	F.QUARTARARO	21.561	M.BEZZECCHI	24.197	2	A.ESPARGAR	1'30.364	1'30.398 (2)
3	A.ESPARGARO	20.302	E.BASTIANINI	24.322	M.BEZZECCHI	21.563	E.BASTIANINI	24.204	3	E.BASTIANINI	1'30.468	1'30.592 (4)
4	L.MARINI	20.303	J.MARTIN	24.367	L.MARINI	21.567	J.ZARCO	24.219	4	J.ZARCO	1'30.541	1'30.626 (6)
5	E.BASTIANINI	20.304	L.MARINI	24.395	M.MARQUEZ	21.581	M.MARQUEZ	24.223	5	J.MARTIN	1'30.576	1'30.576 (3)
6	M.BEZZECCHI	20.322	J.ZARCO	24.401	J.ZARCO	21.583	A.ESPARGARO	24.237	6	M.BEZZECCHI	1'30.583	1'30.735 (8)
7	J.ZARCO	20.338	M.MARQUEZ	24.425	M.VIÑALES	21.590	M.OLIVEIRA	24.263	7	L.MARINI	1'30.588	1'30.613 (5)
8	M.OLIVEIRA	20.364	P.ESPARGARO	24.479	E.BASTIANINI	21.638	J.MARTIN	24.274	8	M.MARQUEZ	1'30.630	1'30.676 (7)
9	M.MARQUEZ	20.401	F.QUARTARARO	24.485	F.BAGNAIA	21.664	L.MARINI	24.323	9	M.OLIVEIRA	1'30.892	1'30.936 (9)
10	B.BINDER	20.405	M.BEZZECCHI	24.501	J.MARTIN	21.673	B.BINDER	24.326	10	F.QUARTARAR	1'30.901	1'31.087 (11)
11	A.MARQUEZ	20.428	F.BAGNAIA	24.512	A.MARQUEZ	21.715	F.QUARTARARO	24.327	11	B.BINDER	1'30.999	1'31.084 (10)
12	T.NAKAGAMI	20.460	F.MORBIDELLI	24.517	F.DI GIANNANTO	21.717	A.MARQUEZ	24.359	12	A.MARQUEZ	1'31.061	1'31.140 (12)
13	F.MORBIDELLI	20.468	F.DI GIANNANTO	24.530	T.NAKAGAMI	21.721	T.NAKAGAMI	24.365	13	P.ESPARGAR	1'31.111	1'31.183 (13)
14	P.ESPARGARO	20.468	B.BINDER	24.533	M.OLIVEIRA	21.728	F.BAGNAIA	24.416	14	F.BAGNAIA	1'31.114	1'31.186 (14)
15	F.DI GIANNANTO	20.487	M.OLIVEIRA	24.537	F.MORBIDELLI	21.729	P.ESPARGARO	24.430	15	F.MORBIDELLI	1'31.161	1'31.289 (16)
16	A.RINS	20.490	A.MARQUEZ	24.559	J.MILLER	21.729	F.MORBIDELLI	24.447	16	T.NAKAGAMI	1'31.203	1'31.257 (15)
17	F.BAGNAIA	20.522	J.MILLER	24.605	P.ESPARGARO	21.734	F.DI GIANNANTO	24.482	17	F.DI GIANNAN	1'31.216	1'31.314 (17)
18	F.QUARTARARO	20.528	J.MIR	24.622	B.BINDER	21.735	J.MIR	24.499	18	J.MILLER	1'31.479	1'31.638 (19)
19	R.FERNANDEZ	20.536	T.NAKAGAMI	24.657	R.FERNANDEZ	21.774	R.FERNANDEZ	24.500	19	J.MIR	1'31.503	1'31.560 (18)
20	J.MILLER	20.544	A.FERNANDEZ	24.773	A.FERNANDEZ	21.816	A.RINS	24.535	20	R.FERNANDEZ	1'31.604	1'31.638 (20)
21	J.MIR	20.551	A.RINS	24.781	J.MIR	21.831	J.MILLER	24.601	21	A.RINS	1'31.673	1'31.764 (21)
22	A.FERNANDEZ	20.713	R.FERNANDEZ	24.794	A.RINS	21.867	A.FERNANDEZ	24.736	22	A.FERNANDEZ	1'32.038	1'32.238 (22)
23	M.PIRRO	20.821	M.PIRRO	24.966	M.PIRRO	22.027	M.PIRRO	24.833	23	M.PIRRO	1'32.647	1'32.805 (23)

These data/results cannot be reproduced, stored and/or transmitted in whole or in part by any manner of electronic, mechanical, photocopying, recording, broadcasting or otherwise now known or herein after developed without the previous express consent by the copyright owner, except for reproduction in daily press and regular printed publications on sale to the public within 60 days of the event related to those data/results and always provided that copyright symbol appears together as follows below.

© DORNA, 2023






4005 m.

Valencia MotoGP™ Official Test

Day 1 Session 1

Fastest Laps Sequence

<i>Practice Time</i>	 <i>Rider</i>	<i>Nation</i>	<i>Motorcycle</i>	<i>Time</i>	<i>Km/h</i>	<i>Rider's Lap</i>
4'33.855	51 Michele PIRRO	ITA	DUCATI	1'34.972	151.8	2
6'07.623	51 Michele PIRRO	ITA	DUCATI	1'33.768	153.7	3
7'40.896	51 Michele PIRRO	ITA	DUCATI	1'33.273	154.5	4
9'14.127	51 Michele PIRRO	ITA	DUCATI	1'33.231	154.6	5
19'31.472	20 Fabio QUARTARARO	FRA	YAMAHA	1'32.503	155.8	3
21'03.555	20 Fabio QUARTARARO	FRA	YAMAHA	1'32.083	156.5	4
22'35.458	20 Fabio QUARTARARO	FRA	YAMAHA	1'31.903	156.8	5
35'22.907	12 Maverick VIÑALES	SPA	APRILIA	1'31.144	158.1	2
36'53.622	12 Maverick VIÑALES	SPA	APRILIA	1'30.715	158.9	3
1:05'11.928	5 Johann ZARCO	FRA	DUCATI	1'30.626	159.0	9
1:54'53.330	89 Jorge MARTIN	SPA	DUCATI	1'30.576	159.1	28
2:26'51.592	12 Maverick VIÑALES	SPA	APRILIA	1'30.516	159.2	27
2:28'21.917	12 Maverick VIÑALES	SPA	APRILIA	1'30.325	159.6	28

These data/results cannot be reproduced, stored and/or transmitted in whole or in part by any manner of electronic, mechanical, photocopying, recording, broadcasting or otherwise now known or herein after developed without the previous express consent by the copyright owner, except for reproduction in daily press and regular printed publications on sale to the public within 60 days of the event related to those data/results and always provided that copyright symbol appears together as follows below.

© DORNA, 2023

Official MotoGP Timing by TISSOT
www.motogp.com

Cheste, Wednesday, November 08, 2023

