


4005 m.

Valencia MotoGP™ Official Test**Day 1 Session 1****Classification****3**

	Rider	Nation	Team	Motorcycle	Time	Lap Total	Gap	Top Speed
1	12 Maverick VIÑALES	SPA	Aprilia Racing	APRILIA	1'30.325	28 48		330.5
2	41 Aleix ESPARGARO	SPA	Aprilia Racing	APRILIA	1'30.398	27 36	0.073 0.073	322.8
3	89 Jorge MARTIN	SPA	Prima Pramac Racing	DUCATI	1'30.576	28 50	0.251 0.178	328.9
4	23 Enea BASTIANINI	ITA	Ducati Lenovo Team	DUCATI	1'30.592	27 28	0.267 0.016	332.1
5	10 Luca MARINI	ITA	Mooney VR46 Racing Team	DUCATI	1'30.613	29 33	0.288 0.021	330.5
6	5 Johann ZARCO	FRA	Prima Pramac Racing	DUCATI	1'30.626	9 34	0.301 0.013	330.5
7	93 Marc MARQUEZ	SPA	Repsol Honda Team	HONDA	1'30.676	27 31	0.351 0.050	332.1
8	72 Marco BEZZECCHI	ITA	Mooney VR46 Racing Team	DUCATI	1'30.735	35 36	0.410 0.059	328.9
9	88 Miguel OLIVEIRA	POR	RNF MotoGP Team	APRILIA	1'30.936	32 40	0.611 0.201	327.4
10	33 Brad BINDER	RSA	Red Bull KTM Factory Racing	KTM	1'31.084	18 25	0.759 0.148	327.4
11	20 Fabio QUARTARARO	FRA	Monster Energy Yamaha MotoGP	YAMAHA	1'31.087	53 54	0.762 0.003	327.4
12	73 Alex MARQUEZ	SPA	Gresini Racing MotoGP	DUCATI	1'31.140	27 35	0.815 0.053	330.5
13	44 Poi ESPARGARO	SPA	Tech3 GASGAS Factory Racing	GASGAS	1'31.183	33 36	0.858 0.043	325.8
14	63 Francesco BAGNAIA	ITA	Ducati Lenovo Team	DUCATI	1'31.257	21 28	0.932 0.074	333.7
15	30 Takaaki NAKAGAMI	JPN	LCR Honda IDEMITSU	HONDA	1'31.257	37 37	0.932	321.3
16	21 Franco MORBIDELLI	ITA	Monster Energy Yamaha MotoGP	YAMAHA	1'31.289	27 46	0.964 0.032	322.8
17	49 Fabio DI GIANNANTONIO	ITA	Gresini Racing MotoGP	DUCATI	1'31.314	19 34	0.989 0.025	325.8
18	36 Joan MIR	SPA	Repsol Honda Team	HONDA	1'31.560	28 38	1.235 0.246	322.8
19	43 Jack MILLER	AUS	Red Bull KTM Factory Racing	KTM	1'31.638	25 28	1.313 0.078	327.4
20	25 Raul FERNANDEZ	SPA	RNF MotoGP Team	APRILIA	1'31.638	46 47	1.313	322.8
21	42 Alex RINS	SPA	LCR Honda CASTROL	HONDA	1'31.970	33 35	1.645 0.332	322.8
22	37 Augusto FERNANDEZ	SPA	Tech3 GASGAS Factory Racing	GASGAS	1'32.684	36 36	2.359 0.714	318.3
23	51 Michele PIRRO	ITA	Ducati Lenovo Team	DUCATI	1'32.805	15 16	2.480 0.121	324.3

Practice condition: Dry

Air: 21°

Humidity: 45%

Ground: 21°

Fastest Lap:	Lap: 28	Maverick VIÑALES	1'30.325	159.6 Km/h
Best Race Lap:	2021	Francesco BAGNAIA	1'31.042	158.3 Km/h
All Time Lap Record:	2016	Jorge LORENZO	1'29.401	161.2 Km/h

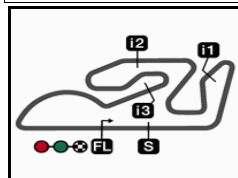
The results are provisional until the end of the limit for protest and appeals.

Time limit for protest expires 30' after publication of the results - Time:

These data/results cannot be reproduced, stored and/or transmitted in whole or in part by any manner of electronic, mechanical, photocopying, recording, broadcasting or otherwise now known or herein after developed without the previous express consent by the copyright owner, except for reproduction in daily press and regular printed publications on sale to the public within 60 days of the event related to those data/results and always provided that copyright symbol appears together as follows below.

© DORNA, 2023

Official MotoGP Timing by **TISSOT**
www.motogp.com**Cheste, Wednesday, November 08, 2023**



4005 m.

Valencia MotoGP™ Official Test**Day 1 Session 1****Top Speed & Average****4**

Rider	Nation	Motorcycle	Top 5 speeds					Average	Top
63 Francesco BAGNAIA	ITA	DUCATI	333.7	330.5	330.5	330.5	328.9	329.6	333.7
23 Enea BASTIANINI	ITA	DUCATI	332.1	332.1	332.1	332.1	332.1	332.1	332.1
93 Marc MARQUEZ	SPA	HONDA	332.1	330.5	328.9	325.8	325.8	328.6	332.1
5 Johann ZARCO	FRA	DUCATI	330.5	325.8	325.8	325.8	325.8	326.2	330.5
10 Luca MARINI	ITA	DUCATI	330.5	328.9	327.4	327.4	327.4	328.3	330.5
12 Maverick VIÑALES	SPA	APRILIA	330.5	330.5	327.4	325.8	325.8	327.0	330.5
73 Alex MARQUEZ	SPA	DUCATI	330.5	328.9	327.4	327.4	327.4	328.2	330.5
72 Marco BEZZECCHI	ITA	DUCATI	328.9	328.9	328.9	328.9	328.9	328.9	328.9
89 Jorge MARTIN	SPA	DUCATI	328.9	328.9	328.9	327.4	327.4	327.6	328.9
20 Fabio QUARTARARO	FRA	YAMAHA	327.4	324.3	324.3	324.3	324.3	324.6	327.4
33 Brad BINDER	RSA	KTM	327.4	327.4	327.4	325.8	325.8	326.6	327.4
43 Jack MILLER	AUS	KTM	327.4	324.3	324.3	322.8	321.3	322.4	327.4
88 Miguel OLIVEIRA	POR	APRILIA	327.4	327.4	325.8	325.8	325.8	326.0	327.4
44 Pol ESPARGARO	SPA	GASGAS	325.8	325.8	325.8	324.3	324.3	324.8	325.8
49 Fabio DI GIANNANTONIO	ITA	DUCATI	325.8	325.8	325.8	325.8	324.3	324.7	325.8
51 Michele PIRRO	ITA	DUCATI	324.3	322.8	322.8	321.3	321.3	321.9	324.3
21 Franco MORBIDELLI	ITA	YAMAHA	322.8	322.8	322.8	322.8	322.8	322.8	322.8
25 Raul FERNANDEZ	SPA	APRILIA	322.8	322.8	322.8	322.8	321.3	321.6	322.8
36 Joan MIR	SPA	HONDA	322.8	322.8	322.8	322.8	321.3	321.7	322.8
41 Aleix ESPARGARO	SPA	APRILIA	322.8	322.8	322.8	322.8	322.8	322.8	322.8
42 Alex RINS	SPA	HONDA	322.8	321.3	321.3	321.3	321.3	321.5	322.8
30 Takaaki NAKAGAMI	JPN	HONDA	321.3	321.3	321.3	321.3	321.3	321.3	321.3
37 Augusto FERNANDEZ	SPA	GASGAS	318.3	318.3	318.3	316.8	316.8	317.4	318.3

These data/results cannot be reproduced, stored and/or transmitted in whole or in part by any manner of electronic, mechanical, photocopying, recording, broadcasting or otherwise now known or herein after developed without the previous express consent by the copyright owner, except for reproduction in daily press and regular printed publications on sale to the public within 60 days of the event related to those data/results and always provided that copyright symbol appears together as follows below.

© DORNA, 2023

Official MotoGP Timing by TISSOT
www.motogp.com



Cheste, Wednesday, November 08, 2023

Day 1 Session 1

MotoGP

Lap	Lap Time	T1	T2	T3	T4	Speed	Lap	Lap Time	T1	T2	T3	T4	Speed
3rd 89 Jorge MARTIN Prima Pramac Racing SPA Runs=7 Total laps=50 Full laps=36							1	1:27'39.564	23.054	26.158	22.733	25.112	
1	32'16.284	23.843	26.956	23.212	25.105		2	1'32.381	21.030	24.877	21.979	24.495	327.4
2	1'33.429	21.068	25.319	22.281	24.761	322.8	3	1'31.928	20.735	24.706	21.988	24.499	328.9
3	1'32.018	20.758	24.829	21.945	24.486	324.3	4	1'31.321	20.498	24.516	21.808	24.499	328.9
4	1'31.806	20.613	24.702	21.944	24.547	324.3	5	1'31.048	20.404	24.491	21.776	24.377	328.9
5	1'34.108	21.520	25.252	22.488	24.848	324.3	6	1'32.453	20.685	25.074	22.024	24.670	328.9
6	1'31.728	20.562	24.704	22.026	24.436	324.3	7	1'30.968	20.417	24.424	21.738	24.389	330.5
7	1'39.588 P	22.254	26.048	23.067	28.219	325.8	8	1'35.613 P	21.186	24.824	22.142	27.461	330.5
8	8'46.754	23.181	26.153	22.584	25.271		9	15'51.550	23.235	25.766	23.145	26.755	
9	1'33.219	20.718	25.011	22.770	24.720	324.3	10	1'31.950	20.734	24.780	21.939	24.497	328.9
10	1'31.434	20.474	24.704	21.882	24.374	324.3	11	1'33.671	21.063	25.208	22.525	24.875	328.9
11	1'31.326	20.353	24.664	21.918	24.391	325.8	12	1'31.528	20.442	24.681	21.832	24.573	330.5
12	1'33.883	21.248	25.210	22.636	24.789	327.4	13	1'31.158	20.388	24.467	21.832	24.471	330.5
13	1'31.657	20.556	24.640	21.996	24.465	325.8	14	1'31.297	20.353	24.557	21.885	24.502	332.1
14	1'31.402	20.453	24.634	21.928	24.387	327.4	15	1'31.362	20.479	24.496	21.833	24.554	328.9
15	1'32.850	21.174	24.872	22.023	24.781	327.4	16	1'36.738 P	21.167	25.150	22.259	28.162	328.9
16	1'36.975 P	20.514	24.702	22.251	29.508	327.4	17	27'13.133	22.224	37.005	23.288	24.966	
17	24'39.817	23.836	25.646	24.242	24.758		18	1'31.754	20.627	24.733	21.835	24.559	327.4
18	1'32.497	20.788	24.869	22.019	24.821	324.3	19	1'31.491	20.481	24.662	21.861	24.487	327.4
19	1'31.642	20.641	24.591	21.913	24.497	327.4	20	1'31.493	20.484	24.587	21.903	24.519	328.9
20	1'31.675	20.508	24.627	21.957	24.583	327.4	21	1'31.512	20.492	24.548	21.907	24.565	328.9
21	1'34.875	20.511	26.374	22.852	25.138	327.4	22	1'36.630 P	20.899	25.193	22.425	28.113	330.5
22	1'31.749	20.549	24.636	22.000	24.564	327.4	23	20'00.872	22.438	26.159	22.562	24.692	
23	1'31.717	20.467	24.671	21.989	24.590	325.8	24	1'32.328	21.197	24.705	21.987	24.439	330.5
24	1'42.879 P	28.653	25.261	22.099	26.866	325.8	25	1'30.774	20.418	24.453	21.699	24.204	332.1
25	11'54.713	23.379	26.281	22.540	24.736		26	1'30.734	20.428	24.325	21.658	24.323	332.1
26	1'32.023	20.655	24.826	22.076	24.466	325.8	27	1'30.592	20.304	24.322	21.638	24.328	332.1
27	1'30.706	20.272	24.413	21.747	24.274	325.8	28	1'36.760 P	21.247	24.900	22.207	28.406	332.1
28	1'30.576	20.262	24.367	21.673	24.274	327.4	unfinished 23.396 25.484 22.169						
29	1'32.747	21.109	24.920	22.092	24.626	327.4	5th 10 Luca MARINI Mooney VR46 Racing ITA Runs=6 Total laps=34 Full laps=23						
30	1'34.895 P	20.386	24.539	21.814	28.156	327.4	1	1:07'58.722	23.106	27.314	22.992	25.140	
31	21'16.917	25.959	27.399	23.005	25.093		2	1'32.692	20.873	25.127	22.093	24.599	322.8
32	1'32.461	20.875	24.877	22.096	24.613	322.8	3	1'31.532	20.430	24.803	21.888	24.411	324.3
33	1'31.646	20.554	24.592	22.036	24.464	322.8	4	1'31.163	20.427	24.665	21.666	24.405	325.8
34	1'31.443	20.497	24.590	21.954	24.402	324.3	5	1'30.853	20.407	24.461	21.600	24.385	325.8
35	1'31.257	20.445	24.516	21.868	24.428	324.3	6	1'30.856	20.386	24.432	21.638	24.400	325.8
36	1'31.558	20.444	24.613	21.958	24.543	325.8	7	1'42.138 P	22.943	26.375	23.897	28.923	325.8
37	1'40.092 P	21.278	25.030	22.679	31.105	324.3	8	9'56.892	22.643	28.181	22.881	25.256	
38	15'23.731	30.384	28.202	22.820	24.804		9	1'33.665	20.920	25.466	22.426	24.853	324.3
39	1'31.808	20.674	24.733	21.891	24.510	325.8	10	1'36.804 P	20.670	24.963	22.095	29.076	324.3
40	1'31.794	20.455	24.594	22.058	24.687	327.4	11	11'36.864	26.558	26.677	25.797	25.361	
41	1'36.126 P	20.728	24.764	22.184	28.450	327.4	12	1'32.212	20.623	24.989	22.025	24.575	325.8
42	18'49.812	28.652	28.885	22.955	24.735		13	1'31.345	20.476	24.660	21.710	24.499	325.8
43	1'32.189	20.866	24.753	22.046	24.524	328.9	14	1'31.285	20.441	24.614	21.735	24.495	325.8
44	1'32.642	20.648	24.857	22.219	24.918	328.9	15	1'31.333	20.472	24.509	21.723	24.629	325.8
45	1'31.875	20.568	24.741	21.988	24.578	327.4	16	1'31.107	20.460	24.510	21.681	24.456	325.8
46	1'31.846	20.585	24.729	21.970	24.562	327.4	17	1'44.911 P	24.186	26.565	24.158	30.002	327.4
47	1'31.830	20.668	24.676	21.999	24.487	327.4	18	26'07.653	22.960	26.555	22.951	25.275	
48	1'31.647	20.536	24.645	21.911	24.555	327.4	19	1'32.659	20.708	25.046	22.131	24.774	322.8
49	1'31.691	20.513	24.627	22.042	24.509	328.9	20	1'31.839	20.663	24.711	21.885	24.580	324.3
50	1'46.075 P	24.271	26.964	23.945	30.895	327.4	21	1'31.612	20.468	24.648	21.920	24.576	324.3
4th 23 Enea BASTIANINI Ducati Lenovo Team ITA Runs=5 Total laps=29 Full laps=20							22	1'31.591	20.529	24.554	21.858	24.650	324.3
							23	1'31.597	20.450	24.655	21.819	24.673	324.3
							24	1'50.541 P	26.706	28.067	22.549	33.219	322.8

Fastest Lap: Maverick VIÑALES Aprilia Racing SPA **1'30.325** 20.277 24.309 21.590 24.149

These data/results cannot be reproduced, stored and/or transmitted in whole or in part by any manner of electronic, mechanical, photocopying, recording, broadcasting or otherwise now known or herein after developed without the previous express consent by the copyright owner, except for reproduction in daily press and regular printed publications on sale to the public within 60 days of the event related to those data/results and always provided that copyright symbol appears together as follows below.
© DORNA, 2023

Official MotoGP Timing by TISSOT
www.motogp.com

Cheste, Wednesday, November 08, 2023

Page 2 of 9



Day 1 Session 1

MotoGP

Lap	Lap Time	T1	T2	T3	T4	Speed	Lap	Lap Time	T1	T2	T3	T4	Speed
25	21'47.587	22.289	26.092	22.856	25.048		7	13'09.055	22.911	25.906	22.716	24.945	
26	1'32.417	20.858	24.977	22.011	24.571	324.3	8	1'32.184	20.772	24.951	21.892	24.569	322.8
27	1'31.420	20.727	24.600	21.718	24.375	325.8	9	1'31.401	20.577	24.587	21.795	24.442	324.3
28	1'30.958	20.573	24.416	21.646	24.323	325.8	10	1'32.192	20.639	24.537	22.111	24.905	324.3
29	1'30.613	20.303	24.395	21.569	24.346	327.4	11	1'31.937	20.658	24.911	21.799	24.569	332.1
30	1'30.943	20.419	24.458	21.567	24.499	325.8	12	1'38.755 P	21.166	26.553	22.886	28.150	322.8
31	1'30.802	20.401	24.401	21.596	24.404	327.4	13	15'44.856	25.133	26.287	22.796	25.226	
32	1'31.104	20.433	24.444	21.643	24.584	328.9	14	1'32.720	20.773	24.995	22.191	24.761	325.8
33	1'49.087 P	23.448	31.423	24.421	29.795	330.5	15	1'32.049	20.538	24.663	21.848	25.000	322.8
unfinished		23.642	26.425				16	1'31.257	20.490	24.575	21.770	24.422	324.3
							17	1'31.194	20.493	24.574	21.694	24.433	324.3
							18	1'38.567 P	21.117	25.807	22.685	28.958	328.9

6th 5 Johann ZARCO Prima Pramac Racing FRA
Runs=6 Total laps=34 Full laps=21

1	39'11.168	23.554	27.484	24.200	25.541	
2	1'34.081	21.318	25.501	22.398	24.864	324.3
3	1'31.838	20.742	24.842	21.802	24.452	324.3
4	1'31.463	20.565	24.559	21.766	24.573	324.3
5	1'36.434 P	20.743	24.962	22.493	28.236	324.3
6	15'12.982	22.719	29.219	22.692	24.517	
7	1'30.978	20.657	24.507	21.595	24.219	325.8
8	1'32.358	20.702	24.880	22.046	24.730	330.5
9	1'30.626	20.393	24.401	21.590	24.242	325.8
10	1'31.992	20.552	24.590	21.902	24.948	325.8
11	1'33.287	20.982	25.389	22.430	24.486	322.8
12	1'35.222 P	20.751	24.617	21.944	27.910	325.8
13	38'39.334	23.411	26.722	22.959	24.574	
14	1'31.449	20.567	24.751	21.765	24.366	325.8
15	1'30.795	20.452	24.440	21.583	24.320	325.8
16	1'31.939	20.536	24.910	21.941	24.552	325.8
17	1'31.420	20.470	24.545	21.855	24.550	324.3
18	1'35.682 P	20.651	24.851	22.300	27.880	322.8
19	42'21.915	21.802	26.233	22.864	24.940	
20	1'32.768	20.772	25.149	22.141	24.706	322.8
21	1'31.926	20.590	24.827	21.922	24.587	322.8
22	1'36.167 P	20.566	24.956	22.252	28.393	325.8
23	9'01.993	23.480	26.691	23.233	24.932	
24	1'34.412	21.833	25.201	22.493	24.885	316.8
25	1'31.982	20.650	24.822	21.927	24.583	325.8
26	1'32.528	20.664	25.095	22.157	24.612	324.3
27	1'31.726	20.570	24.698	21.880	24.578	325.8
28	1'43.415 P	22.625	27.549	24.068	29.173	325.8
29	13'13.731	22.425	26.453	22.984	25.138	
30	1'33.013	20.719	25.423	22.430	24.441	322.8
31	1'31.108	20.465	24.651	21.649	24.343	322.8
32	1'30.894	20.338	24.542	21.709	24.305	324.3
33	1'37.305 P	21.615	25.459	22.731	27.500	324.3
34	14'27.261	21.143	25.672	22.304	24.655	

7th 93 Marc MARQUEZ Repsol Honda Team SPA
Runs=6 Total laps=31 Full laps=20

1	36'35.726	24.076	27.291	23.405	25.748	
2	1'33.674	21.061	25.533	22.233	24.847	319.8
3	1'31.749	20.701	24.710	21.797	24.541	322.8
4	1'31.213	20.556	24.560	21.677	24.420	322.8
5	1'31.453	20.538	24.673	21.785	24.457	322.8
6	1'39.946 P	21.559	26.050	22.877	29.460	322.8

8th 72 Marco BEZZECCHI Mooney VR46 Racing ITA
Runs=5 Total laps=36 Full laps=26

1	1:13'33.445	26.230	28.684	24.087	25.891	
2	1'34.768	21.607	25.754	22.468	24.939	319.8
3	1'33.121	20.875	25.131	22.463	24.652	321.3
4	1'32.073	20.728	24.964	21.884	24.497	321.3
5	1'35.999	21.374	25.493	24.077	25.055	324.3
6	1'32.005	20.850	24.808	21.898	24.449	325.8
7	1'31.755	20.766	24.681	21.873	24.435	325.8
8	1'37.051 P	20.701	25.070	22.669	28.611	327.4
9	8'33.341	24.398	27.145	23.299	25.310	
10	1'33.290	20.955	25.485	22.147	24.703	324.3
11	1'32.324	20.699	25.004	21.953	24.668	325.8
12	1'32.866	21.314	24.943	21.951	24.658	327.4
13	1'31.686	20.550	24.747	21.819	24.570	325.8
14	1'31.393	20.523	24.687	21.774	24.409	325.8
15	1'35.231 P	20.585	24.764	21.797	28.085	327.4
16	30'20.303	26.317	29.505	22.918	25.069	
17	1'33.105	20.879	25.323	22.065	24.838	325.8
18	1'31.985	20.548	24.863	21.805	24.769	325.8
19	1'31.611	20.454	24.825	21.852	24.480	325.8
20	1'31.791	20.658	24.791	21.751	24.591	324.3
21	1'31.758	20.606	24.727	21.861	24.564	325.8
22	1'41.118 P	23.325	26.123	23.071	28.599	324.3
23	20'55.300	27.762	27.081	23.013	25.037	
24	1'32.750	20.869	25.193	22.125	24.563	327.4
25	1'31.532	20.435	24.767	21.850	24.480	328.9
26	1'31.090	20.497	24.588	21.659	24.346	327.4
27	1'30.896	20.408	24.577	21.569	24.342	328.9
28	1'30.925	20.322	24.592	21.646	24.365	328.9

Fastest Lap: Maverick VIÑALES Aprilia Racing SPA **1'30.325** 20.277 24.309 21.590 24.149

These data/results cannot be reproduced, stored and/or transmitted in whole or in part by any manner of electronic, mechanical, photocopying, recording, broadcasting or otherwise now known or herein after developed without the previous express consent by the copyright owner, except for reproduction in daily press and regular printed publications on sale to the public within 60 days of the event related to those data/results and always provided that copyright symbol appears together as follows below.
© DORNA, 2023

Official MotoGP Timing by TISSOT
www.motogp.com

Cheste, Wednesday, November 08, 2023

Page 3 of 9



Day 1 Session 1

MotoGP

Lap	Lap Time	T1	T2	T3	T4	Speed	Lap	Lap Time	T1	T2	T3	T4	Speed
29	4'40.883	P 3'21.043	27.844	23.587	28.409	328.9	3	1'32.233	20.864	24.899	21.978	24.492	324.3
30	27'18.537	23.959	26.880	22.924	25.390		4	1'32.504	21.125	24.899	22.008	24.472	325.8
31	1'34.285	21.365	25.935	22.167	24.818	327.4	5	1'31.536	20.560	24.653	21.829	24.494	327.4
32	1'31.688	20.460	24.941	21.813	24.474	325.8	6	1'31.565	20.451	24.643	21.989	24.482	324.3
33	1'31.405	20.600	24.628	21.697	24.480	327.4	7	1'41.306	P 22.889	25.702	23.182	29.533	324.3
34	1'30.814	20.461	24.537	21.619	24.197	328.9	8	14'50.018	26.127	30.954	23.847	25.293	
35	1'30.735	20.387	24.501	21.563	24.284	328.9	9	1'33.410	21.045	25.295	22.314	24.756	322.8
36	1'40.520	P 22.901	26.579	22.825	28.215	328.9	10	1'32.544	20.650	25.012	22.195	24.687	324.3

9th 88 Miguel OLIVEIRA RNF MotoGP Team POR
Runs=6 Total laps=40 Full laps=28

1	40'47.870	26.697	28.692	25.771	30.575	
2	1'37.452	22.173	26.502	23.296	25.481	302.9
3	1'34.377	21.043	25.394	22.990	24.950	322.8
4	1'33.464	20.762	25.435	22.478	24.789	324.3
5	1'33.173	20.872	25.255	22.311	24.735	324.3
6	1'36.185	P 20.717	25.044	22.579	27.845	325.8
7	18'07.563	24.935	26.658	24.609	25.321	
8	1'33.830	20.990	25.551	22.446	24.843	322.8
9	1'32.917	20.853	25.220	22.144	24.700	325.8
10	1'32.695	20.660	24.887	22.524	24.624	324.3
11	1'32.066	20.555	24.814	22.056	24.641	325.8
12	1'31.786	20.561	24.750	21.945	24.530	325.8
13	1'31.606	20.459	24.741	21.881	24.525	327.4
14	1'40.267	P 21.754	27.910	23.061	27.542	324.3
15	23'17.596	24.203	26.929	24.243	25.339	
16	1'33.382	20.985	25.351	22.255	24.791	324.3
17	1'32.195	20.655	24.927	22.014	24.599	324.3
18	1'31.703	20.474	24.786	21.918	24.525	325.8
19	1'31.684	20.528	24.683	21.929	24.544	325.8
20	1'31.829	20.554	24.705	21.890	24.680	325.8
21	1'38.168	P 21.748	25.978	22.784	27.658	322.8
22	19'59.443	23.385	26.530	23.018	25.186	
23	1'32.869	20.966	25.179	22.121	24.603	321.3
24	1'31.895	20.583	24.828	21.976	24.508	322.8
25	1'36.274	23.100	25.954	22.384	24.836	324.3
26	1'32.495	20.628	24.837	21.977	25.053	324.3
27	1'31.643	20.522	24.712	21.869	24.540	324.3
28	1'37.699	P 21.117	25.956	22.548	28.078	324.3
29	21'34.641	24.303	26.251	22.507	24.841	
30	1'32.350	20.612	24.894	22.323	24.521	325.8
31	1'31.234	20.437	24.630	21.810	24.357	324.3
32	1'30.936	20.408	24.537	21.728	24.263	324.3
33	1'31.394	20.364	24.559	22.022	24.449	325.8
34	1'37.194	P 20.511	26.279	22.595	27.809	325.8
35	22'53.055	39.987	26.346	22.721	25.137	
36	1'32.809	20.831	25.153	22.171	24.654	324.3
37	1'32.200	20.532	24.802	22.364	24.502	325.8
38	1'31.549	20.579	24.654	21.896	24.420	324.3
39	1'31.314	20.505	24.585	21.856	24.368	327.4
40	1'38.202	P 21.375	25.616	22.404	28.807	325.8

10th 33 Brad BINDER Red Bull KTM Factory RSA
Runs=4 Total laps=25 Full laps=17

1	43'30.418	24.421	26.845	24.275	25.457	
2	1'33.677	21.175	25.403	22.411	24.688	322.8

11th 20 Fabio QUARTARAR Monster Energy Yama FRA
Runs=8 Total laps=54 Full laps=38

1	16'24.424	24.426	28.096	23.485	25.906	
2	1'34.545	21.855	25.666	22.263	24.761	318.3
3	1'32.503	20.892	24.998	21.954	24.659	321.3
4	1'32.083	20.726	24.844	21.895	24.618	321.3
5	1'31.903	20.697	24.728	21.864	24.614	321.3
6	1'31.923	20.720	24.745	21.850	24.608	321.3
7	1'44.081	P 24.101	27.019	23.646	29.315	312.5
8	12'25.643	23.379	26.971	22.814	25.220	
9	1'32.626	21.026	25.120	21.844	24.636	322.8
10	1'31.978	20.803	24.819	21.803	24.553	322.8
11	1'31.451	20.687	24.598	21.673	24.493	322.8
12	1'31.617	20.704	24.670	21.748	24.495	322.8
13	1'31.548	20.651	24.640	21.739	24.518	322.8
14	1'43.390	P 24.135	27.004	23.441	28.810	322.8
15	11'42.773	21.822	26.097	22.327	24.941	
16	1'32.571	20.889	24.796	22.224	24.662	324.3
17	1'31.550	20.641	24.705	21.689	24.515	324.3
18	1'31.359	20.622	24.560	21.725	24.452	322.8
19	1'31.402	20.614	24.567	21.714	24.507	322.8
20	1'31.363	20.619	24.577	21.715	24.452	322.8
21	1'40.987	P 22.858	27.041	22.841	28.247	322.8
22	11'07.276	23.445	28.579	23.632	25.035	
23	1'32.329	20.924	24.906	21.893	24.606	321.3
24	1'31.554	20.683	24.669	21.712	24.490	322.8
25	1'31.438	20.613	24.593	21.720	24.512	324.3
26	1'31.422	20.587	24.633	21.724	24.478	322.8
27	1'35.707	P 20.624	24.562	21.648	28.873	322.8
28	19'02.247	22.933	26.027	22.434	24.991	
29	1'32.114	20.863	24.854	21.822	24.575	322.8
30	1'31.516	20.652	24.646	21.748	24.470	322.8

Fastest Lap: Maverick VIÑALES Aprilia Racing SPA **1'30.325** 20.277 24.309 21.590 24.149

These data/results cannot be reproduced, stored and/or transmitted in whole or in part by any manner of electronic, mechanical, photocopying, recording, broadcasting or otherwise now known or herein after developed without the previous express consent by the copyright owner, except for reproduction in daily press and regular printed publications on sale to the public within 60 days of the event related to those data/results and always provided that copyright symbol appears together as follows below.
© DORNA, 2023



Day 1 Session 1

MotoGP

Lap	Lap Time	T1	T2	T3	T4	Speed	Lap	Lap Time	T1	T2	T3	T4	Speed
31	1'31.467	20.591	24.645	21.750	24.481	322.8	30	1'32.468	20.772	25.081	21.957	24.658	325.8
32	1'31.383	20.693	24.579	21.682	24.429	322.8	31	1'31.526	20.495	24.703	21.866	24.462	327.4
33	1'50.382 P	20.635	24.498	37.422	27.827	324.3	32	1'31.495	20.494	24.676	21.844	24.481	325.8
34	19'18.993	22.899	26.235	22.393	24.891		33	1'31.325	20.428	24.609	21.767	24.521	325.8
35	1'32.162	20.836	24.873	21.840	24.613	321.3	34	1'31.481	20.489	24.582	21.878	24.532	328.9
36	1'31.649	20.613	24.712	21.766	24.558	322.8	35	1'38.506 P	21.671	25.655	22.198	28.982	325.8
37	1'31.559	20.631	24.593	21.741	24.594	322.8	13th 44 PoI ESPARGARO Tech3 GASGAS Fact SPA						
38	1'31.617	20.653	24.581	21.749	24.634	321.3	Runs=5 Total laps=36 Full laps=26						
39	1'34.015 P	20.684	24.627	21.749	26.955	321.3	1	44'53.062	24.593	27.878	24.023	26.179	
40	13'26.624	23.071	25.883	22.350	24.913		2	1'36.323	21.863	25.952	22.985	25.523	309.7
41	1'32.192	20.787	24.850	21.946	24.609	319.8	3	1'33.771	21.140	25.345	22.393	24.893	319.8
42	1'31.859	20.768	24.685	21.817	24.589	321.3	4	1'37.633	20.945	24.880	22.506	29.302	321.3
43	1'31.676	20.692	24.645	21.830	24.509	327.4	5	1'32.199	20.816	24.754	21.965	24.664	324.3
44	1'34.362	20.597	24.651	24.147	24.967	324.3	6	1'31.900	20.813	24.677	21.873	24.537	322.8
45	1'31.702	20.687	24.602	21.791	24.622	322.8	7	1'39.078 P	22.473	25.820	22.987	27.798	316.8
46	1'34.321 P	20.660	24.636	21.764	27.261	322.8	8	36'42.559	22.733	26.614	23.215	25.514	
47	24'15.106	22.490	26.094	22.354	24.797		9	1'33.373	20.956	25.082	22.300	25.035	321.3
48	1'31.659	20.680	24.730	21.733	24.516	324.3	10	1'32.336	20.742	24.871	22.021	24.702	322.8
49	1'31.246	20.559	24.535	21.653	24.499	322.8	11	1'31.631	20.605	24.628	21.875	24.523	321.3
50	1'31.217	20.604	24.534	21.656	24.423	322.8	12	1'31.782	20.625	24.613	21.899	24.645	322.8
51	1'31.289	20.581	24.524	21.705	24.479	324.3	13	1'32.554	20.573	24.584	22.214	25.183	321.3
52	1'38.772	27.049	25.441	21.747	24.535	318.3	14	1'34.285	21.476	25.371	22.541	24.897	321.3
53	1'31.087	20.528	24.518	21.661	24.380	324.3	15	1'31.368	20.493	24.579	21.821	24.475	322.8
54	1'43.332 P	23.887	26.799	23.473	29.173	322.8	16	1'38.590 P	21.512	25.863	23.019	28.196	321.3
12th 73 Alex MARQUEZ Gresini Racing MotoG SPA							17	31'12.503	22.553	26.976	23.317	25.437	
Runs=5 Total laps=35 Full laps=25							18	1'34.703	21.697	25.429	22.469	25.108	321.3
1	46'12.993	24.331	28.252	24.066	26.469		19	1'32.763	20.825	24.889	22.120	24.929	321.3
2	1'36.763	22.098	26.330	22.891	25.444	315.4	20	1'32.316	20.874	24.669	21.996	24.777	322.8
3	1'35.288	21.121	26.427	22.644	25.096	324.3	21	1'34.758	20.779	24.725	22.043	27.211	322.8
4	1'33.183	20.922	25.230	22.332	24.699	324.3	22	1'32.143	20.763	24.737	22.006	24.637	324.3
5	1'32.827	20.929	25.145	22.126	24.627	324.3	23	1'36.083	21.291	26.799	22.919	25.074	321.3
6	1'32.166	20.801	24.872	21.936	24.557	324.3	24	1'32.011	20.737	24.638	22.010	24.626	325.8
7	1'31.898	20.642	24.927	21.890	24.439	325.8	25	1'37.506 P	21.372	25.966	23.013	27.155	324.3
8	1'38.487 P	21.177	25.649	22.327	29.334	327.4	26	29'57.446	21.473	26.573	23.190	25.545	
9	18'34.377	23.280	27.456	23.237	25.476		27	1'34.649	21.072	25.598	22.636	25.343	321.3
10	1'34.296	21.659	25.566	22.195	24.876	321.3	28	1'36.179 P	20.935	25.014	22.299	27.931	322.8
11	1'32.649	20.821	25.031	21.982	24.815	330.5	29	13'06.469	20.557	25.855	22.553	25.071	
12	1'32.186	20.680	24.794	22.032	24.680	325.8	30	1'33.224	20.734	24.843	22.382	25.265	322.8
13	1'31.898	20.658	24.776	21.911	24.553	325.8	31	1'31.438	20.566	24.551	21.838	24.483	324.3
14	1'32.043	20.709	24.929	21.931	24.474	325.8	32	1'31.400	20.481	24.559	21.827	24.533	325.8
15	1'37.972 P	20.880	25.228	22.499	29.365	327.4	33	1'31.183	20.468	24.513	21.772	24.430	324.3
16	42'52.304	23.494	27.308	22.875	25.363		34	1'32.964	20.528	24.565	21.940	25.931	324.3
17	1'33.097	20.888	25.330	22.130	24.749	324.3	35	1'31.259	20.548	24.479	21.734	24.498	324.3
18	1'32.171	20.755	24.956	21.915	24.545	325.8	36	1'37.489 P	20.520	24.699	23.757	28.513	325.8
19	1'31.967	20.702	24.745	21.968	24.552	325.8	14th 63 Francesco BAGNAI Ducati Lenovo Team ITA						
20	1'31.743	20.603	24.697	21.818	24.625	325.8	Runs=5 Total laps=28 Full laps=18						
21	1'31.821	20.652	24.730	21.931	24.508	324.3	1	1:14'34.743	27.146	28.016	23.803	25.173	
22	1'38.065 P	20.701	24.788	23.084	29.492	325.8	2	1'33.211	21.182	25.192	22.100	24.737	330.5
23	22'22.367	22.257	26.427	22.937	24.987		3	1'32.244	20.694	24.857	21.981	24.712	328.9
24	1'32.165	20.748	24.971	21.879	24.567	325.8	4	1'31.943	20.905	24.701	21.844	24.493	327.4
25	1'31.294	20.472	24.658	21.715	24.449	327.4	5	1'31.572	20.762	24.641	21.670	24.499	327.4
26	1'33.753	20.504	26.667	21.952	24.630	325.8	6	1'38.733 P	22.180	26.077	22.762	27.714	327.4
27	1'31.140	20.460	24.559	21.762	24.359	325.8	7	18'13.456	22.250	25.743	22.341	24.947	
28	1'38.268 P	21.504	25.485	22.234	29.045	325.8	8	1'32.059	20.869	24.815	21.786	24.589	327.4
29	22'46.547	21.975	27.320	23.046	25.066								

Fastest Lap: Maverick VIÑALES Aprilia Racing SPA **1'30.325** 20.277 24.309 21.590 24.149

These data/results cannot be reproduced, stored and/or transmitted in whole or in part by any manner of electronic, mechanical, photocopying, recording, broadcasting or otherwise now known or herein after developed without the previous express consent by the copyright owner, except for reproduction in daily press and regular printed publications on sale to the public within 60 days of the event related to those data/results and always provided that copyright symbol appears together as follows below.
© DORNA, 2023



Day 1 Session 1

MotoGP

Lap	Lap Time	T1	T2	T3	T4	Speed	Lap	Lap Time	T1	T2	T3	T4	Speed
17th	49	Fabio DI GIANNANT Gresini Racing MotoG ITA					17	1'32.741	20.916	24.912	22.153	24.760	321.3
		Runs=5 Total laps=34 Full laps=24					18	1'41.972 P	20.826	27.232	23.718	30.196	321.3
1	38'54.207	23.472	27.354	23.240	25.355		19	18'07.054	26.369	25.988	22.777	25.014	
2	1'34.144	21.417	25.542	22.298	24.887	321.3	20	1'32.885	20.858	25.106	22.116	24.805	319.8
3	1'32.605	20.917	25.006	22.028	24.654	322.8	21	1'32.498	20.782	24.971	22.118	24.627	321.3
4	1'31.984	20.776	24.764	21.914	24.530	324.3	22	1'33.364	20.987	24.969	22.271	25.137	322.8
5	1'31.736	20.632	24.665	21.932	24.507	324.3	23	1'32.656	20.875	24.953	22.056	24.772	319.8
6	1'40.742 P	22.127	26.286	23.004	29.325	325.8	24	1'40.122 P	20.879	24.896	22.227	32.120	319.8
7	24'30.621	22.980	26.295	22.792	25.094		25	15'39.288	23.685	26.482	22.936	25.198	
8	1'32.766	20.919	25.019	22.102	24.726	322.8	26	1'32.584	20.835	25.079	22.103	24.567	318.3
9	1'32.096	20.750	24.808	21.899	24.639	322.8	27	1'31.952	20.551	24.673	22.145	24.583	319.8
10	1'31.867	20.764	24.659	21.845	24.599	322.8	28	1'31.560	20.576	24.654	21.831	24.499	321.3
11	1'31.675	20.687	24.652	21.801	24.535	322.8	29	1'31.991	20.665	24.622	22.046	24.658	319.8
12	1'31.638	20.594	24.588	21.838	24.618	324.3	30	1'38.063 P	20.734	24.701	21.950	30.678	321.3
13	1'31.619	20.554	24.617	21.904	24.544	325.8	31	33'40.661	25.251	26.379	22.768	25.200	
14	1'41.534 P	21.127	26.128	23.479	30.800	324.3	32	1'32.819	20.853	25.130	22.143	24.693	321.3
15	52'09.403	27.654	26.854	23.581	25.766		33	1'32.179	20.665	24.868	21.999	24.647	321.3
16	1'32.786	20.931	24.983	22.150	24.722	322.8	34	1'42.695 P	21.285	26.678	23.739	30.993	322.8
17	1'31.855	20.640	24.714	21.919	24.582	322.8	35	19'18.197	25.072	26.079	22.551	25.037	
18	1'31.780	20.632	24.798	21.855	24.495	322.8	36	1'32.402	20.832	24.899	21.954	24.717	319.8
19	1'31.314	20.498	24.533	21.792	24.491	322.8	37	1'31.997	20.733	24.737	21.943	24.584	322.8
20	1'44.373 P	24.110	26.673	23.256	30.334	322.8	38	1'32.115	20.794	24.742	21.968	24.611	319.8
21	18'10.190	22.967	26.013	22.654	25.086			unfinished	24.000				321.3
22	1'32.459	20.718	24.867	22.137	24.737	322.8							
23	1'32.349	20.668	24.818	22.089	24.774	322.8							
24	1'31.832	20.635	24.636	21.930	24.631	322.8							
25	1'31.600	20.630	24.530	21.840	24.600	324.3							
26	1'44.468 P	24.327	27.145	23.605	29.391	324.3							
27	15'29.043	23.115	26.284	22.720	24.947								
28	1'32.099	20.816	24.833	21.878	24.572	322.8							
29	1'31.508	20.628	24.614	21.771	24.495	324.3							
30	1'31.363	20.487	24.590	21.786	24.500	325.8							
31	1'31.649	20.599	24.597	21.833	24.620	324.3							
32	1'31.398	20.602	24.597	21.717	24.482	324.3							
33	1'31.569	20.692	24.575	21.772	24.530	325.8							
34	1'45.170 P	23.416	27.027	23.132	31.595	324.3							
19th	43	Jack MILLER Red Bull KTM Factory AUS											
		Runs=4 Total laps=28 Full laps=20											
1	49'05.236	23.845	27.645	24.091	26.241								
2	1'35.452	21.582	25.910	22.639	25.321	318.3							
3	1'34.111	21.286	25.398	22.361	25.066	319.8							
4	1'33.480	21.019	25.186	22.250	25.025	319.8							
5	1'32.873	20.760	24.974	22.086	25.053	319.8							
6	1'32.700	20.680	25.013	22.158	24.849	319.8							
7	1'45.265 P	24.991	26.923	23.438	29.913	319.8							
8	38'38.487	26.049	26.463	25.699	25.190								
9	1'32.589	20.811	25.068	21.956	24.754	321.3							
10	1'37.976	24.641	25.619	22.267	25.449	322.8							
11	1'32.386	20.866	24.850	21.970	24.700	321.3							
12	1'32.013	20.691	24.727	21.865	24.730	321.3							
13	1'32.046	20.692	24.778	21.898	24.678	321.3							
14	1'41.711 P	20.800	27.981	23.568	29.362	321.3							
15	34'06.684	22.963	26.173	27.938	25.240								
16	1'32.814	20.822	25.059	22.039	24.894	318.3							
17	1'32.213	20.652	24.843	22.017	24.701	319.8							
18	1'32.361	20.797	24.840	21.976	24.748	319.8							
19	1'32.107	20.746	24.756	21.924	24.681	319.8							
20	1'39.997	23.175	26.886	24.695	25.241	318.3							
21	1'38.341 P	20.901	24.852	22.928	29.660	321.3							
22	44'40.932	24.622	26.231	27.435	24.990								
23	1'32.214	20.634	24.930	22.012	24.638	321.3							
24	1'31.666	20.556	24.660	21.849	24.601	324.3							
25	1'31.638	20.544	24.723	21.758	24.613	321.3							
26	1'31.939	20.621	24.657	21.978	24.683	319.8							
27	1'31.650	20.547	24.702	21.729	24.672	327.4							
28	1'45.405 P	24.950	26.979	23.697	29.779	324.3							

Fastest Lap: Maverick VIÑALES Aprilia Racing SPA **1'30.325** 20.277 24.309 21.590 24.149

These data/results cannot be reproduced, stored and/or transmitted in whole or in part by any manner of electronic, mechanical, photocopying, recording, broadcasting or otherwise now known or herein after developed without the previous express consent by the copyright owner, except for reproduction in daily press and regular printed publications on sale to the public within 60 days of the event related to those data/results and always provided that copyright symbol appears together as follows below.
© DORNA, 2023

Official MotoGP Timing by TISSOT
www.motogp.com

Cheste, Wednesday, November 08, 2023

Page 7 of 9



Day 1 Session 1

MotoGP

Lap	Lap Time	T1	T2	T3	T4	Speed	Lap	Lap Time	T1	T2	T3	T4	Speed
22	1'34.129	20.874	25.304	22.499	25.452	313.9							
23	1'40.601 P	21.089	27.665	23.098	28.749	312.5							
24	50'28.035	29.094	30.999	23.674	25.735								
25	1'34.191	21.302	25.557	22.257	25.075	315.4							
26	1'35.431	22.054	25.397	22.335	25.645	315.4							
27	1'33.807	21.310	25.227	22.207	25.063	316.8							
28	1'33.127	21.001	25.102	22.086	24.938	318.3							
29	1'32.928	20.870	24.992	22.044	25.022	318.3							
30	1'33.220	20.971	25.042	22.068	25.139	315.4							
31	1'33.624	21.307	25.048	22.133	25.136	313.9							
32	1'35.288	20.960	24.999	23.441	25.888	316.8							
33	1'38.687 P	21.102	25.246	22.427	29.912	313.9							
34	14'14.818	28.299	29.931	24.950	28.574								
35	1'33.982	21.533	25.394	22.161	24.894	304.2							
36	1'32.684	20.931	24.990	22.027	24.736	316.8							
	unfinished	20.851	24.773	21.816		315.4							

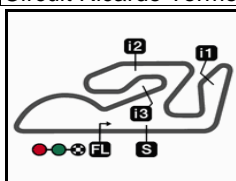
23rd 51 Michele PIRRO Ducati Lenovo Team ITA
 Runs=3 Total laps=16 Full laps=10

1	2'58.883	25.407	28.393	23.711	25.740								
2	1'34.972	21.314	25.695	22.684	25.279	324.3							
3	1'33.768	21.121	25.311	22.398	24.938	321.3							
4	1'33.273	20.944	24.979	22.147	25.203	319.8							
5	1'33.231	20.821	25.090	22.205	25.115	321.3							
6	1'44.546 P	21.642	26.962	23.713	32.229	321.3							
7	11'45.982	26.752	27.430	23.640	25.656								
8	1'34.656	21.188	25.631	22.397	25.440	321.3							
9	1'33.894	21.088	25.347	22.345	25.114	321.3							
10	1'33.026	20.880	25.237	22.076	24.833	322.8							
11	1'39.920 P	20.890	25.087	22.110	31.833	322.8							
12	8'52.413	23.966	26.657	23.084	25.716								
13	1'33.549	21.155	25.218	22.087	25.089	319.8							
14	1'33.132	20.918	25.017	22.199	24.998	319.8							
15	1'32.805	20.900	24.966	22.027	24.912	321.3							
16	1'43.242 P	21.626	26.515	23.392	31.709	321.3							

Fastest Lap: Maverick VIÑALES Aprilia Racing SPA **1'30.325** 20.277 24.309 21.590 24.149

These data/results cannot be reproduced, stored and/or transmitted in whole or in part by any manner of electronic, mechanical, photocopying, recording, broadcasting or otherwise now known or herein after developed without the previous express consent by the copyright owner, except for reproduction in daily press and regular printed publications on sale to the public within 60 days of the event related to those data/results and always provided that copyright symbol appears together as follows below.
 © DORNA, 2023





4005 m.

Valencia MotoGP™ Official Test

Day 1 Session 1

Best Partial Times

IT Ideal Lap Time, sum of the best partial times

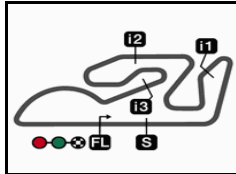
BT Best Lap Time

T1		T2		T3		T4				IT		BT	
Pos	Rider	Time	Rider	Time	Rider	Time	Rider	Time	Pos	Rider	IT	BT	
1	J.MARTIN	20.262	M.VIÑALES	24.309	A.ESPARGARO	21.511	M.VIÑALES	24.149	1	M.VIÑALES	1'30.325	1'30.325	(1)
2	M.VIÑALES	20.277	A.ESPARGARO	24.314	M.BEZZECCHI	21.563	M.BEZZECCHI	24.197	2	A.ESPARGAR	1'30.364	1'30.398	(2)
3	A.ESPARGARO	20.302	E.BASTIANINI	24.322	L.MARINI	21.567	E.BASTIANINI	24.204	3	E.BASTIANINI	1'30.468	1'30.592	(4)
4	L.MARINI	20.303	J.MARTIN	24.367	M.MARQUEZ	21.581	J.ZARCO	24.219	4	J.ZARCO	1'30.541	1'30.626	(6)
5	E.BASTIANINI	20.304	L.MARINI	24.395	J.ZARCO	21.583	M.MARQUEZ	24.223	5	J.MARTIN	1'30.576	1'30.576	(3)
6	M.BEZZECCHI	20.322	J.ZARCO	24.401	M.VIÑALES	21.590	A.ESPARGARO	24.237	6	M.BEZZECCHI	1'30.583	1'30.735	(8)
7	J.ZARCO	20.338	M.MARQUEZ	24.425	E.BASTIANINI	21.638	M.OLIVEIRA	24.263	7	L.MARINI	1'30.588	1'30.613	(5)
8	M.OLIVEIRA	20.364	P.ESPARGARO	24.479	F.QUARTARARO	21.648	J.MARTIN	24.274	8	M.MARQUEZ	1'30.630	1'30.676	(7)
9	M.MARQUEZ	20.401	F.QUARTARARO	24.498	F.BAGNAIA	21.664	L.MARINI	24.323	9	M.OLIVEIRA	1'30.892	1'30.936	(9)
10	B.BINDER	20.405	M.BEZZECCHI	24.501	J.MARTIN	21.673	B.BINDER	24.326	10	B.BINDER	1'30.999	1'31.084	(10)
11	A.MARQUEZ	20.428	F.BAGNAIA	24.512	A.MARQUEZ	21.715	A.MARQUEZ	24.359	11	F.QUARTARAR	1'31.054	1'31.087	(11)
12	T.NAKAGAMI	20.460	F.MORBIDELLI	24.517	F.DI GIANNANTO	21.717	T.NAKAGAMI	24.365	12	A.MARQUEZ	1'31.061	1'31.140	(12)
13	F.MORBIDELLI	20.468	F.DI GIANNANTO	24.530	T.NAKAGAMI	21.721	F.QUARTARARO	24.380	13	P.ESPARGAR	1'31.111	1'31.183	(13)
14	P.ESPARGARO	20.468	B.BINDER	24.533	M.OLIVEIRA	21.728	F.BAGNAIA	24.416	14	F.BAGNAIA	1'31.117	1'31.257	(14)
15	F.DI GIANNANTO	20.487	M.OLIVEIRA	24.537	F.MORBIDELLI	21.729	P.ESPARGARO	24.430	15	F.MORBIDELLI	1'31.161	1'31.289	(16)
16	F.BAGNAIA	20.525	A.MARQUEZ	24.559	J.MILLER	21.729	F.MORBIDELLI	24.447	16	T.NAKAGAMI	1'31.203	1'31.257	(15)
17	F.QUARTARARO	20.528	J.MIR	24.622	P.ESPARGARO	21.734	F.DI GIANNANTO	24.482	17	F.DI GIANNAN	1'31.216	1'31.314	(17)
18	A.RINS	20.528	T.NAKAGAMI	24.657	B.BINDER	21.735	J.MIR	24.499	18	J.MIR	1'31.503	1'31.560	(18)
19	R.FERNANDEZ	20.536	J.MILLER	24.657	R.FERNANDEZ	21.774	R.FERNANDEZ	24.500	19	J.MILLER	1'31.531	1'31.638	(19)
20	J.MILLER	20.544	A.FERNANDEZ	24.773	A.FERNANDEZ	21.816	A.RINS	24.548	20	R.FERNANDEZ	1'31.604	1'31.638	(20)
21	J.MIR	20.551	R.FERNANDEZ	24.794	J.MIR	21.831	J.MILLER	24.601	21	A.RINS	1'31.864	1'31.970	(21)
22	M.PIRRO	20.821	A.RINS	24.856	A.RINS	21.932	A.FERNANDEZ	24.736	22	A.FERNANDEZ	1'32.155	1'32.684	(22)
23	A.FERNANDEZ	20.830	M.PIRRO	24.966	M.PIRRO	22.027	M.PIRRO	24.833	23	M.PIRRO	1'32.647	1'32.805	(23)

These data/results cannot be reproduced, stored and/or transmitted in whole or in part by any manner of electronic, mechanical, photocopying, recording, broadcasting or otherwise now known or herein after developed without the previous express consent by the copyright owner, except for reproduction in daily press and regular printed publications on sale to the public within 60 days of the event related to those data/results and always provided that copyright symbol appears together as follows below.

© DORNA, 2023






4005 m.

Valencia MotoGP™ Official Test

Day 1 Session 1

Fastest Laps Sequence

<i>Practice Time</i>	 <i>Rider</i>	<i>Nation</i>	<i>Motorcycle</i>	<i>Time</i>	<i>Km/h</i>	<i>Rider's Lap</i>
4'33.855	51 Michele PIRRO	ITA	DUCATI	1'34.972	151.8	2
6'07.623	51 Michele PIRRO	ITA	DUCATI	1'33.768	153.7	3
7'40.896	51 Michele PIRRO	ITA	DUCATI	1'33.273	154.5	4
9'14.127	51 Michele PIRRO	ITA	DUCATI	1'33.231	154.6	5
19'31.472	20 Fabio QUARTARARO	FRA	YAMAHA	1'32.503	155.8	3
21'03.555	20 Fabio QUARTARARO	FRA	YAMAHA	1'32.083	156.5	4
22'35.458	20 Fabio QUARTARARO	FRA	YAMAHA	1'31.903	156.8	5
35'22.907	12 Maverick VIÑALES	SPA	APRILIA	1'31.144	158.1	2
36'53.622	12 Maverick VIÑALES	SPA	APRILIA	1'30.715	158.9	3
1:05'11.928	5 Johann ZARCO	FRA	DUCATI	1'30.626	159.0	9
1:54'53.330	89 Jorge MARTIN	SPA	DUCATI	1'30.576	159.1	28
2:26'51.592	12 Maverick VIÑALES	SPA	APRILIA	1'30.516	159.2	27
2:28'21.917	12 Maverick VIÑALES	SPA	APRILIA	1'30.325	159.6	28

These data/results cannot be reproduced, stored and/or transmitted in whole or in part by any manner of electronic, mechanical, photocopying, recording, broadcasting or otherwise now known or herein after developed without the previous express consent by the copyright owner, except for reproduction in daily press and regular printed publications on sale to the public within 60 days of the event related to those data/results and always provided that copyright symbol appears together as follows below.

© DORNA, 2023

Official MotoGP Timing by TISSOT
www.motogp.com

Cheste, Wednesday, November 08, 2023

