

4005 m.

Valencia MotoGP™ Official Test**Day 1 Session 1****Classification****3**

	Rider	Nation	Team	Motorcycle	Time	Lap Total	Gap	Top Speed
1	5 Johann ZARCO	FRA	Prima Pramac Racing	DUCATI	1'30.626	9 12		330.5
2	12 Maverick VIÑALES	SPA	Aprilia Racing	APRILIA	1'30.715	3 15	0.089 0.089	325.8
3	10 Luca MARINI	ITA	Mooney VR46 Racing Team	DUCATI	1'30.853	5 10	0.227 0.138	325.8
4	41 Aleix ESPARGARO	SPA	Aprilia Racing	APRILIA	1'30.994	4 11	0.368 0.141	322.8
5	93 Marc MARQUEZ	SPA	Repsol Honda Team	HONDA	1'31.194	17 18	0.568 0.200	332.1
6	89 Jorge MARTIN	SPA	Prima Pramac Racing	DUCATI	1'31.326	11 19	0.700 0.132	327.4
7	20 Fabio QUARTARARO	FRA	Monster Energy Yamaha MotoGP	YAMAHA	1'31.359	18 27	0.733 0.033	324.3
8	33 Brad BINDER	RSA	Red Bull KTM Factory Racing	KTM	1'31.536	5 14	0.910 0.177	327.4
9	30 Takaaki NAKAGAMI	JPN	LCR Honda IDEMITSU	HONDA	1'31.552	5 11	0.926 0.016	321.3
10	63 Francesco BAGNAIA	ITA	Ducati Lenovo Team	DUCATI	1'31.572	5 6	0.946 0.020	330.5
11	88 Miguel OLIVEIRA	POR	RNF MotoGP Team	APRILIA	1'31.606	13 14	0.980 0.034	327.4
12	49 Fabio DI GIANNANTONIO	ITA	Gresini Racing MotoGP	DUCATI	1'31.619	13 14	0.993 0.013	325.8
13	21 Franco MORBIDELLI	ITA	Monster Energy Yamaha MotoGP	YAMAHA	1'31.750	12 18	1.124 0.131	322.8
14	72 Marco BEZZECCHI	ITA	Mooney VR46 Racing Team	DUCATI	1'31.755	7 8	1.129 0.005	327.4
15	73 Alex MARQUEZ	SPA	Gresini Racing MotoGP	DUCATI	1'31.898	7 15	1.272 0.143	330.5
16	44 Po ESPARGARO	SPA	Tech3 GASGAS Factory Racing	KTM	1'31.900	6 8	1.274 0.002	324.3
17	23 Enea BASTIANINI	ITA	Ducati Lenovo Team	DUCATI	1'31.928	3 3	1.302 0.028	328.9
18	36 Joan MIR	SPA	Repsol Honda Team	HONDA	1'32.562	10 12	1.936 0.634	322.8
19	43 Jack MILLER	AUS	Red Bull KTM Factory Racing	KTM	1'32.700	6 7	2.074 0.138	319.8
20	51 Michele PIRRO	ITA	Ducati Lenovo Team	DUCATI	1'32.805	15 16	2.179 0.105	324.3
21	25 Raul FERNANDEZ	SPA	RNF MotoGP Team	APRILIA	1'33.082	12 16	2.456 0.277	321.3
22	42 Alex RINS	SPA	LCR Honda CASTROL	HONDA	1'33.239	12 13	2.613 0.157	321.3
23	37 Augusto FERNANDEZ	SPA	Tech3 GASGAS Factory Racing	GASGAS	1'34.172	12 13	3.546 0.933	318.3

Practice condition: Dry

Air: 14°

Humidity: 73%

Ground: 12°

Fastest Lap:	Lap: 9	Johann ZARCO	1'30.626	159 Km/h
Best Race Lap:	2021	Francesco BAGNAIA	1'31.042	158.3 Km/h
All Time Lap Record:	2016	Jorge LORENZO	1'29.401	161.2 Km/h

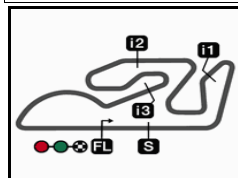
The results are provisional until the end of the limit for protest and appeals.

Time limit for protest expires 30' after publication of the results - Time:

These data/results cannot be reproduced, stored and/or transmitted in whole or in part by any manner of electronic, mechanical, photocopying, recording, broadcasting or otherwise now known or herein after developed without the previous express consent by the copyright owner, except for reproduction in daily press and regular printed publications on sale to the public within 60 days of the event related to those data/results and always provided that copyright symbol appears together as follows below.

© DORNA, 2023

Official MotoGP Timing by **TISSOT**
www.motogp.com**Cheste, Wednesday, November 08, 2023**



4005 m.

Valencia MotoGP™ Official Test**Day 1 Session 1****Top Speed & Average****4**

Rider	Nation	Motorcycle	Top 5 speeds					Average	Top
93 Marc MARQUEZ	SPA	HONDA	332.1	328.9	325.8	324.3	324.3	326.3	332.1
5 Johann ZARCO	FRA	DUCATI	330.5	325.8	325.8	325.8	325.8	326.7	330.5
63 Francesco BAGNAIA	ITA	DUCATI	330.5	328.9	327.4	327.4	327.4	328.3	330.5
73 Alex MARQUEZ	SPA	DUCATI	330.5	327.4	327.4	325.8	325.8	326.9	330.5
23 Enea BASTIANINI	ITA	DUCATI	328.9	328.9	327.4			328.4	328.9
33 Brad BINDER	RSA	KTM	327.4	325.8	324.3	324.3	324.3	324.8	327.4
72 Marco BEZZECCHI	ITA	DUCATI	327.4	325.8	325.8	324.3	321.3	324.3	327.4
88 Miguel OLIVEIRA	POR	APRILIA	327.4	325.8	325.8	325.8	325.8	326.1	327.4
89 Jorge MARTIN	SPA	DUCATI	327.4	327.4	327.4	327.4	327.4	327.4	327.4
10 Luca MARINI	ITA	DUCATI	325.8	325.8	325.8	325.8	324.3	325.2	325.8
12 Maverick VIÑALES	SPA	APRILIA	325.8	325.8	325.8	325.8	324.3	325.2	325.8
49 Fabio DI GIANNANTONIO	ITA	DUCATI	325.8	325.8	324.3	324.3	324.3	324.8	325.8
20 Fabio QUARTARARO	FRA	YAMAHA	324.3	324.3	324.3	322.8	322.8	323.1	324.3
44 Pol ESPARGARO	SPA	KTM	324.3	322.8	321.3	321.3	319.8	321.9	324.3
51 Michele PIRRO	ITA	DUCATI	324.3	322.8	322.8	321.3	321.3	321.9	324.3
21 Franco MORBIDELLI	ITA	YAMAHA	322.8	322.8	321.3	321.3	319.8	320.6	322.8
36 Joan MIR	SPA	HONDA	322.8	321.3	321.3	319.8	319.8	320.7	322.8
41 Aleix ESPARGARO	SPA	APRILIA	322.8	322.8	322.8	322.8	322.8	322.8	322.8
25 Raul FERNANDEZ	SPA	APRILIA	321.3	321.3	321.3	321.3	321.3	321.3	321.3
30 Takaaki NAKAGAMI	JPN	HONDA	321.3	319.8	319.8	319.8	319.8	320.1	321.3
42 Alex RINS	SPA	HONDA	321.3	321.3	321.3	319.8	319.8	320.4	321.3
43 Jack MILLER	AUS	KTM	319.8	319.8	319.8	319.8	319.8	319.8	319.8
37 Augusto FERNANDEZ	SPA	GASGAS	318.3	316.8	315.4	311.1	311.1	313.6	318.3

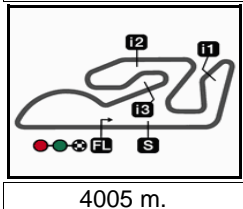
These data/results cannot be reproduced, stored and/or transmitted in whole or in part by any manner of electronic, mechanical, photocopying, recording, broadcasting or otherwise now known or herein after developed without the previous express consent by the copyright owner, except for reproduction in daily press and regular printed publications on sale to the public within 60 days of the event related to those data/results and always provided that copyright symbol appears together as follows below.

© DORNA, 2023

Official MotoGP Timing by **TISSOT**
www.motogp.com



Cheste, Wednesday, November 08, 2023



4005 m.

Valencia MotoGP™ Official Test

Day 1 Session 1

Chronological Analysis of Performances

5

* Lap / Sector time cancelled

T1 Time from finish line to 1st intermediate

T3 Time from 2nd intermed. to 3rd intermed.

P Crossing the finish line in pit lane

T2 Time from 1st intermed. to 2nd intermed.

T4 Time from 3rd intermediate to finish line

Lap	Lap Time	T1	T2	T3	T4	Speed	Lap	Lap Time	T1	T2	T3	T4	Speed		
1st	5	Johann ZARCO Prima Pramac Racing FRA						4th	41	Aleix ESPARGARO Aprilia Racing SPA					
		Runs=2	Total laps=12	Full laps=8					Runs=2	Total laps=11	Full laps=7				
1	39'11.168	23.554	27.484	24.200	25.541		1	1:01'10.291	23.632	26.301	22.749	25.184			
2	1'34.081	21.318	25.501	22.398	24.864	324.3	2	1'32.169	20.750	24.869	21.967	24.583	322.8		
3	1'31.838	20.742	24.842	21.802	24.452	324.3	3	1'31.466	20.612	24.710	21.740	24.404	322.8		
4	1'31.463	20.565	24.559	21.766	24.573	324.3	4	1'30.994	20.459	24.561	21.654	24.320	322.8		
5	1'36.434 P	20.743	24.962	22.493	28.236	324.3	5	1'39.887 P	22.045	25.944	22.789	29.109	321.3		
6	15'12.982	22.719	29.219	22.692	24.517		6	12'47.943	22.748	25.878	22.598	24.831			
7	1'30.978	20.657	24.507	21.595	24.219	325.8	7	1'31.832	20.686	24.744	21.878	24.524	322.8		
8	1'32.358	20.702	24.880	22.046	24.730	330.5	8	1'31.254	20.526	24.598	21.721	24.409	322.8		
9	1'30.626	20.393	24.401	21.590	24.242	325.8	9	1'34.424	20.545	26.677	22.450	24.752	322.8		
10	1'31.992	20.552	24.590	21.902	24.948	325.8	10	1'31.180	20.502	24.640	21.728	24.310	322.8		
11	1'33.287	20.982	25.389	22.430	24.486	322.8	11	1'40.178 P	21.951	26.065	22.703	29.459	321.3		
12	1'35.222 P	20.751	24.617	21.944	27.910	325.8									
2nd	12	Maverick VIÑALES Aprilia Racing SPA						5th	93	Marc MARQUEZ Repsol Honda Team SPA					
		Runs=3	Total laps=15	Full laps=9					Runs=3	Total laps=18	Full laps=12				
1	33'51.763	23.793	25.510	22.331	25.137		1	36'35.726	24.076	27.291	23.405	25.748			
2	1'31.144	20.570	24.611	21.707	24.256	324.3	2	1'33.674	21.061	25.533	22.233	24.847	319.8		
3	1'30.715	20.456	24.372	21.636	24.251	325.8	3	1'31.749	20.701	24.710	21.797	24.541	322.8		
4	1'37.192 P	21.154	25.335	22.202	28.501	319.8	4	1'31.213	20.556	24.560	21.677	24.420	322.8		
5	16'24.290	22.852	25.501	22.211	24.616		5	1'31.453	20.538	24.673	21.785	24.457	322.8		
6	1'31.363	20.685	24.565	21.758	24.355	322.8	6	1'39.946 P	21.559	26.050	22.877	29.460	322.8		
7	1'30.919	20.427	24.461	21.665	24.366	322.8	7	13'09.055	22.911	25.906	22.716	24.945			
8	1'30.836	20.460	24.457	21.662	24.257	325.8	8	1'32.184	20.772	24.951	21.892	24.569	322.8		
9	1'30.837	20.385	24.408	21.659	24.385	325.8	9	1'31.401	20.577	24.587	21.795	24.442	324.3		
10	1'36.336 P	21.545	25.146	22.455	27.190	325.8	10	1'32.192	20.639	24.537	22.111	24.905	324.3		
11	15'35.409	22.960	25.237	22.050	24.498		11	1'31.937	20.658	24.911	21.799	24.569	332.1		
12	1'31.327	20.530	24.559	21.801	24.437	322.8	12	1'38.755 P	21.166	26.553	22.886	28.150	322.8		
13	1'33.468	22.273	24.893	21.850	24.452	324.3	13	15'44.856	25.133	26.287	22.796	25.226			
14	1'31.087	20.510	24.465	21.781	24.331	324.3	14	1'32.720	20.773	24.995	22.191	24.761	325.8		
15	1'36.703 P	21.695	25.330	22.246	27.432	322.8	15	1'32.049	20.538	24.663	21.848	25.000	322.8		
							16	1'31.257	20.490	24.575	21.770	24.422	324.3		
							17	1'31.194	20.493	24.574	21.694	24.433	324.3		
							18	1'38.567 P	21.117	25.807	22.685	28.958	328.9		
3rd	10	Luca MARINI Mooney VR46 Racing ITA						6th	89	Jorge MARTIN Prima Pramac Racing SPA					
		Runs=2	Total laps=10	Full laps=6					Runs=3	Total laps=20	Full laps=14				
1	1:07'58.722	23.106	27.314	22.992	25.140		1	32'16.284	23.843	26.956	23.212	25.105			
2	1'32.692	20.873	25.127	22.093	24.599	322.8	2	1'33.429	21.068	25.319	22.281	24.761	322.8		
3	1'31.532	20.430	24.803	21.888	24.411	324.3	3	1'32.018	20.758	24.829	21.945	24.486	324.3		
4	1'31.163	20.427	24.665	21.666	24.405	325.8	4	1'31.806	20.613	24.702	21.944	24.547	324.3		
5	1'30.853	20.407	24.461	21.600	24.385	325.8	5	1'34.108	21.520	25.252	22.488	24.848	324.3		
6	1'30.856	20.386	24.432	21.638	24.400	325.8	6	1'31.728	20.562	24.704	22.026	24.436	324.3		
7	1'42.138 P	22.943	26.375	23.897	28.923	325.8	7	1'39.588 P	22.254	26.048	23.067	28.219	325.8		
8	9'56.892	22.643	28.181	22.881	25.256		8	8'46.754	23.181	26.153	22.584	25.271			
9	1'33.665	20.920	25.466	22.426	24.853	324.3	9	1'33.219	20.718	25.011	22.770	24.720	324.3		
10	1'36.804 P	20.670	24.963	22.095	29.076	324.3									

Fastest Lap: Johann ZARCO Prima Pramac Racing FRA **1'30.626** 20.393 24.401 21.590 24.242

These data/results cannot be reproduced, stored and/or transmitted in whole or in part by any manner of electronic, mechanical, photocopying, recording, broadcasting or otherwise now known or herein after developed without the previous express consent by the copyright owner, except for reproduction in daily press and regular printed publications on sale to the public within 60 days of the event related to those data/results and always provided that copyright symbol appears together as follows below.
© DORNA, 2023



Day 1 Session 1

MotoGP

Lap	Lap Time	T1	T2	T3	T4	Speed	Lap	Lap Time	T1	T2	T3	T4	Speed
10	1'31.434	20.474	24.704	21.882	24.374	324.3	13	1'32.090	20.700	24.882	21.938	24.570	322.8
11	1'31.326	20.353	24.664	21.918	24.391	325.8	14	1'45.393 P	24.949	26.838	23.280	30.326	324.3
12	1'33.883	21.248	25.210	22.636	24.789	327.4	9th 30 Takaaki NAKAGAMI LCR Honda IDEMITS JPN						
13	1'31.657	20.556	24.640	21.996	24.465	325.8	Runs=2 Total laps=11 Full laps=7						
14	1'31.402	20.453	24.634	21.928	24.387	327.4	1	52'22.915	26.275	28.736	24.757	26.173	
15	1'32.850	21.174	24.872	22.023	24.781	327.4	2	1'36.133	21.795	26.217	23.132	24.989	318.3
16	1'36.975 P	20.514	24.702	22.251	29.508	327.4	3	1'32.481	20.777	25.201	21.999	24.504	319.8
17	24'39.817	23.836	25.646	24.242	24.758		4	1'39.095	22.380	29.100	22.920	24.695	304.2
18	1'32.497	20.788	24.869	22.019	24.821	324.3	5	1'31.552	20.589	24.754	21.804	24.405	319.8
19	1'31.642	20.641	24.591	21.913	24.497	327.4	6	1'41.288 P	21.876	26.620	23.760	29.032	319.8
unfinished		20.508	24.627			327.4	7	11'07.057	26.112	30.565	23.674	28.550	
							8	1'35.163	21.760	25.836	22.595	24.972	319.8
							9	1'32.662	20.727	25.270	22.088	24.577	318.3
							10	1'31.927	20.621	24.935	22.006	24.365	319.8
							11	1'41.911 P	23.340	26.674	23.337	28.560	321.3

7th 20 Fabio QUARTARAR Monster Energy Yama FRA

Runs=4 Total laps=27 Full laps=19

1	16'24.424	24.426	28.096	23.485	25.906	
2	1'34.545	21.855	25.666	22.263	24.761	318.3
3	1'32.503	20.892	24.998	21.954	24.659	321.3
4	1'32.083	20.726	24.844	21.895	24.618	321.3
5	1'31.903	20.697	24.728	21.864	24.614	321.3
6	1'31.923	20.720	24.745	21.850	24.608	321.3
7	1'44.081 P	24.101	27.019	23.646	29.315	312.5
8	12'25.643	23.379	26.971	22.814	25.220	
9	1'32.626	21.026	25.120	21.844	24.636	322.8
10	1'31.978	20.803	24.819	21.803	24.553	322.8
11	1'31.451	20.687	24.598	21.673	24.493	322.8
12	1'31.617	20.704	24.670	21.748	24.495	322.8
13	1'31.548	20.651	24.640	21.739	24.518	322.8
14	1'43.390 P	24.135	27.004	23.441	28.810	322.8
15	11'42.773	21.822	26.097	22.327	24.941	
16	1'32.571	20.889	24.796	22.224	24.662	324.3
17	1'31.550	20.641	24.705	21.689	24.515	324.3
18	1'31.359	20.622	24.560	21.725	24.452	322.8
19	1'31.402	20.614	24.567	21.714	24.507	322.8
20	1'31.363	20.619	24.577	21.715	24.452	322.8
21	1'40.987 P	22.858	27.041	22.841	28.247	322.8
22	11'07.276	23.445	28.579	23.632	25.035	
23	1'32.329	20.924	24.906	21.893	24.606	321.3
24	1'31.554	20.683	24.669	21.712	24.490	322.8
25	1'31.438	20.613	24.593	21.720	24.512	324.3
26	1'31.422	20.587	24.633	21.724	24.478	322.8
27	1'35.707 P	20.624	24.562	21.648	28.873	322.8

8th 33 Brad BINDER Red Bull KTM Factory RSA

Runs=2 Total laps=14 Full laps=10

1	43'30.418	24.421	26.845	24.275	25.457	
2	1'33.677	21.175	25.403	22.411	24.688	322.8
3	1'32.233	20.864	24.899	21.978	24.492	324.3
4	1'32.504	21.125	24.899	22.008	24.472	325.8
5	1'31.536	20.560	24.653	21.829	24.494	327.4
6	1'31.565	20.451	24.643	21.989	24.482	324.3
7	1'41.306 P	22.889	25.702	23.182	29.533	324.3
8	14'50.018	26.127	30.954	23.847	25.293	
9	1'33.410	21.045	25.295	22.314	24.756	322.8
10	1'32.544	20.650	25.012	22.195	24.687	324.3
11	1'32.275	20.639	24.892	22.063	24.681	324.3
12	1'32.200	20.575	24.940	22.038	24.647	324.3

10th 63 Francesco BAGNAI Ducati Lenovo Team ITA

Runs=1 Total laps=6 Full laps=4

1	1:14'34.743	27.146	28.016	23.803	25.173	
2	1'33.211	21.182	25.192	22.100	24.737	330.5
3	1'32.244	20.694	24.857	21.981	24.712	328.9
4	1'31.943	20.905	24.701	21.844	24.493	327.4
5	1'31.572	20.762	24.641	21.670	24.499	327.4
6	1'38.733 P	22.180	26.077	22.762	27.714	327.4

11th 88 Miguel OLIVEIRA RNF MotoGP Team POR

Runs=2 Total laps=14 Full laps=10

1	40'47.870	26.697	28.692	25.771	30.575	
2	1'37.452	22.173	26.502	23.296	25.481	302.9
3	1'34.377	21.043	25.394	22.990	24.950	322.8
4	1'33.464	20.762	25.435	22.478	24.789	324.3
5	1'33.173	20.872	25.255	22.311	24.735	324.3
6	1'36.185 P	20.717	25.044	22.579	27.845	325.8
7	18'07.563	24.935	26.658	24.609	25.321	
8	1'33.830	20.990	25.551	22.446	24.843	322.8
9	1'32.917	20.853	25.220	22.144	24.700	325.8
10	1'32.695	20.660	24.887	22.524	24.624	324.3
11	1'32.066	20.555	24.814	22.056	24.641	325.8
12	1'31.786	20.561	24.750	21.945	24.530	325.8
13	1'31.606	20.459	24.741	21.881	24.525	327.4
14	1'40.267 P	21.754	27.910	23.061	27.542	324.3

12th 49 Fabio DI GIANNANT Gresini Racing MotoG ITA

Runs=2 Total laps=14 Full laps=10

1	38'54.207	23.472	27.354	23.240	25.355	
2	1'34.144	21.417	25.542	22.298	24.887	321.3
3	1'32.605	20.917	25.006	22.028	24.654	322.8
4	1'31.984	20.776	24.764	21.914	24.530	324.3
5	1'31.736	20.632	24.665	21.932	24.507	324.3
6	1'40.742 P	22.127	26.286	23.004	29.325	325.8
7	24'30.621	22.980	26.295	22.792	25.094	
8	1'32.766	20.919	25.019	22.102	24.726	322.8
9	1'32.096	20.750	24.808	21.899	24.639	322.8
10	1'31.867	20.764	24.659	21.845	24.599	322.8
11	1'31.675	20.687	24.652	21.801	24.535	322.8

Fastest Lap: Johann ZARCO Prima Pramac Racing FRA 1'30.626 20.393 24.401 21.590 24.242

These data/results cannot be reproduced, stored and/or transmitted in whole or in part by any manner of electronic, mechanical, photocopying, recording, broadcasting or otherwise now known or herein after developed without the previous express consent by the copyright owner, except for reproduction in daily press and regular printed publications on sale to the public within 60 days of the event related to those data/results and always provided that copyright symbol appears together as follows below.
© DORNA, 2023



Day 1 Session 1

MotoGP

Lap	Lap Time	T1	T2	T3	T4	Speed	Lap	Lap Time	T1	T2	T3	T4	Speed
12	1'31.638	20.594	24.588	21.838	24.618	324.3	1	44'53.062	24.593	27.878	24.023	26.179	
13	1'31.619	20.554	24.617	21.904	24.544	325.8	2	1'36.323	21.863	25.952	22.985	25.523	309.7
14	1'41.534 P	21.127	26.128	23.479	30.800	324.3	3	1'33.771	21.140	25.345	22.393	24.893	319.8

13th 21 Franco MORBIDELL Monster Energy Yama ITA

Runs=3 Total laps=18 Full laps=12

1	32'58.230	25.789	27.239	23.318	25.656	
2	1'34.137	21.205	25.330	22.266	25.336	316.8
3	1'32.972	20.994	25.047	22.060	24.871	318.3
4	1'32.417	20.797	24.897	21.948	24.775	318.3
5	1'32.230	20.708	24.783	21.937	24.802	319.8
6	1'32.042	20.663	24.707	21.929	24.743	319.8
7	1'45.286 P	25.235	26.661	23.820	29.570	319.8
8	11'24.021	24.458	28.702	24.053	25.382	
9	1'33.224	21.067	25.107	22.182	24.868	319.8
10	1'32.277	20.737	24.833	21.985	24.722	319.8
11	1'32.072	20.774	24.712	21.914	24.672	321.3
12	1'31.750	20.587	24.711	21.841	24.611	319.8
13	1'42.999 P	22.450	27.244	23.176	30.129	319.8
14	9'38.025	24.014	26.114	22.656	25.011	
15	1'32.582	20.809	24.981	21.980	24.812	322.8
16	1'32.217	20.808	24.823	21.874	24.712	319.8
17	1'32.237	20.809	24.783	21.884	24.761	321.3
18	1'50.141 P	24.668	28.435	26.991	30.047	322.8

14th 72 Marco BEZZECCHI Mooney VR46 Racing ITA

Runs=1 Total laps=8 Full laps=6

1	1:13'33.445	26.230	28.684	24.087	25.891	
2	1'34.768	21.607	25.754	22.468	24.939	319.8
3	1'33.121	20.875	25.131	22.463	24.652	321.3
4	1'32.073	20.728	24.964	21.884	24.497	321.3
5	1'35.999	21.374	25.493	24.077	25.055	324.3
6	1'32.005	20.850	24.808	21.898	24.449	325.8
7	1'31.755	20.766	24.681	21.873	24.435	325.8
8	1'37.051 P	20.701	25.070	22.669	28.611	327.4

15th 73 Alex MARQUEZ Gresini Racing MotoGP SPA

Runs=2 Total laps=15 Full laps=11

1	46'12.993	24.331	28.252	24.066	26.469	
2	1'36.763	22.098	26.330	22.891	25.444	315.4
3	1'35.288	21.121	26.427	22.644	25.096	324.3
4	1'33.183	20.922	25.230	22.332	24.699	324.3
5	1'32.827	20.929	25.145	22.126	24.627	324.3
6	1'32.166	20.801	24.872	21.936	24.557	324.3
7	1'31.898	20.642	24.927	21.890	24.439	325.8
8	1'38.487 P	21.177	25.649	22.327	29.334	327.4
9	18'34.377	23.280	27.456	23.237	25.476	
10	1'34.296	21.659	25.566	22.195	24.876	321.3
11	1'32.649	20.821	25.031	21.982	24.815	330.5
12	1'32.186	20.680	24.794	22.032	24.680	325.8
13	1'31.898	20.658	24.776	21.911	24.553	325.8
14	1'32.043	20.709	24.929	21.931	24.474	325.8
15	1'37.972 P	20.880	25.228	22.499	29.365	327.4

16th 44 Poi ESPARGARO Tech3 GASGAS Fact SPA

Runs=2 Total laps=9 Full laps=5

1	1'37.972 P	20.880	25.228	22.499	29.365	327.4
---	------------	--------	--------	--------	--------	-------

1	44'53.062	24.593	27.878	24.023	26.179	
2	1'36.323	21.863	25.952	22.985	25.523	309.7
3	1'33.771	21.140	25.345	22.393	24.893	319.8
4	1'37.633	20.945	24.880	22.506	29.302	321.3
5	1'32.199	20.816	24.754	21.965	24.664	324.3
6	1'31.900	20.813	24.677	21.873	24.537	322.8
7	1'39.078 P	22.473	25.820	22.987	27.798	316.8
8	36'42.559	22.733	26.614	23.215	25.514	
	unfinished	20.956				321.3

17th 23 Enea BASTIANINI Ducati Lenovo Team ITA

Runs=1 Total laps=4 Full laps=2

1	1:27'39.564	23.054	26.158	22.733	25.112	
2	1'32.381	21.030	24.877	21.979	24.495	327.4
3	1'31.928	20.735	24.706	21.988	24.499	328.9
	unfinished	20.498	24.516			328.9

18th 36 Joan MIR Repsol Honda Team SPA

Runs=2 Total laps=12 Full laps=8

1	25'14.674	24.943	29.010	24.663	26.488	
2	1'37.926	22.422	26.540	23.274	25.690	311.1
3	1'35.372	21.564	25.776	22.873	25.159	316.8
4	1'34.076	21.072	25.447	22.510	25.047	319.8
5	1'33.823	21.107	25.354	22.473	24.889	319.8
6	1'43.086 P	22.089	27.006	23.920	30.071	319.8
7	22'36.776	23.358	26.727	23.141	25.221	
8	1'34.147	21.128	25.541	22.529	24.949	318.3
9	1'33.385	20.958	25.202	22.357	24.868	319.8
10	1'32.562	20.747	24.978	22.133	24.704	321.3
11	1'32.826	20.782	24.878	22.064	25.102	321.3
12	1'36.601 P	20.809	24.913	22.100	28.779	322.8

19th 43 Jack MILLER Red Bull KTM Factory AUS

Runs=1 Total laps=7 Full laps=5

1	49'05.236	23.845	27.645	24.091	26.241	
2	1'35.452	21.582	25.910	22.639	25.321	318.3
3	1'34.111	21.286	25.398	22.361	25.066	319.8
4	1'33.480	21.019	25.186	22.250	25.025	319.8
5	1'32.873	20.760	24.974	22.086	25.053	319.8
6	1'32.700	20.680	25.013	22.158	24.849	319.8
7	1'45.265 P	24.991	26.923	23.438	29.913	319.8

20th 51 Michele PIRRO Ducati Lenovo Team ITA

Runs=3 Total laps=16 Full laps=10

1	2'58.883	25.407	28.393	23.711	25.740	
2	1'34.972	21.314	25.695	22.684	25.279	324.3
3	1'33.768	21.121	25.311	22.398	24.938	321.3
4	1'33.273	20.944	24.979	22.147	25.203	319.8
5	1'33.231	20.821	25.090	22.205	25.115	321.3
6	1'44.546 P	21.642	26.962	23.713	32.229	321.3
7	11'45.982	26.752	27.430	23.640	25.656	
8	1'34.656	21.188	25.631	22.397	25.440	321.3
9	1'33.894	21.088	25.347	22.345	25.114	321.3
10	1'33.026	20.880	25.237	22.076	24.833	322.8
11	1'39.920 P	20.890	25.087	22.110	31.833	322.8
12	8'52.413	23.966	26.657	23.084	25.716	

Fastest Lap: Johann ZARCO Prima Pramac Racing FRA **1'30.626** 20.393 24.401 21.590 24.242

These data/results cannot be reproduced, stored and/or transmitted in whole or in part by any manner of electronic, mechanical, photocopying, recording, broadcasting or otherwise now known or herein after developed without the previous express consent by the copyright owner, except for reproduction in daily press and regular printed publications on sale to the public within 60 days of the event related to those data/results and always provided that copyright symbol appears together as follows below.
© DORNA, 2023



Day 1 Session 1

MotoGP

Lap	Lap Time	T1	T2	T3	T4	Speed	Lap	Lap Time	T1	T2	T3	T4	Speed
13	1'33.549	21.155	25.218	22.087	25.089	319.8							
14	1'33.132	20.918	25.017	22.199	24.998	319.8							
15	1'32.805	20.900	24.966	22.027	24.912	321.3							
16	1'43.242 P	21.626	26.515	23.392	31.709	321.3							

21st **25** Raul FERNANDEZ RNF MotoGP Team SPA

Runs=3 Total laps=17 Full laps=11

1	42'09.734	26.580	30.498	25.049	27.720								
2	1'40.608	23.246	27.009	24.039	26.314	305.6							
3	1'36.067	21.877	26.043	22.802	25.345	316.8							
4	1'34.243	21.388	25.449	22.362	25.044	318.3							
5	1'33.728	21.048	25.384	22.284	25.012	319.8							
6	1'33.323	20.795	25.238	22.363	24.927	321.3							
7	1'39.653 P	21.222	25.931	22.960	29.540	321.3							
8	15'22.207	22.943	26.806	23.004	25.427								
9	1'34.338	21.316	25.550	22.429	25.043	319.8							
10	1'33.512	20.877	25.388	22.231	25.016	319.8							
11	1'33.730	21.001	25.211	22.496	25.022	321.3							
12	1'33.082	20.838	25.161	22.195	24.888	321.3							
13	1'33.112	20.791	25.124	22.231	24.966	321.3							
14	1'38.570 P	20.809	25.201	22.468	30.092	321.3							
15	12'47.784	23.925	26.593	22.897	25.183								
16	1'33.561	21.145	25.323	22.217	24.876	318.3							
	unfinished	20.858				321.3							

22nd **42** Alex RINS LCR Honda CASTRO SPA

Runs=2 Total laps=13 Full laps=9

1	44'52.241	25.358	28.560	25.002	26.745								
2	1'37.557	22.281	26.740	23.076	25.460	319.8							
3	1'39.864 P	21.339	25.817	22.821	29.887	319.8							
4	13'48.488	24.031	27.950	23.737	25.993								
5	1'35.936	21.363	26.285	22.889	25.399	316.8							
6	1'34.816	21.134	25.856	22.597	25.229	316.8							
7	1'34.745	21.286	25.706	22.656	25.097	318.3							
8	1'34.502	20.996	25.463	23.027	25.016	319.8							
9	1'33.681	20.960	25.357	22.397	24.967	321.3							
10	1'33.337	20.911	25.250	22.376	24.800	319.8							
11	1'33.594	20.924	25.303	22.352	25.015	321.3							
12	1'33.239	20.981	25.138	22.248	24.872	319.8							
13	1'46.945 P	24.961	28.430	23.331	30.223	321.3							

23rd **37** Augusto FERNAND Tech3 GASGAS Fact SPA

Runs=1 Total laps=13 Full laps=11

1	44'49.991	31.950	32.518	26.396	29.039								
2	1'44.681	25.642	27.890	24.214	26.935	255.6							
3	1'38.110	22.598	26.355	23.233	25.924	292.5							
4	1'36.756	21.982	25.984	22.936	25.854	311.1							
5	1'35.838	21.731	25.650	22.795	25.662	306.9							
6	1'35.153	21.539	25.551	22.566	25.497	311.1							
7	1'34.707	21.591	25.282	22.502	25.332	311.1							
8	1'34.827	21.514	25.342	22.504	25.467	309.7							
9	1'35.354	21.494	25.401	22.600	25.859	311.1							
10	1'35.712	21.669	25.465	22.916	25.662	298.9							
11	1'34.663	21.381	25.351	22.439	25.492	315.4							
12	1'34.172	21.278	25.323	22.387	25.184	318.3							
13	1'40.936 P	21.741	26.319	22.716	30.160	316.8							

Fastest Lap: Johann ZARCO Prima Pramac Racing FRA **1'30.626** 20.393 24.401 21.590 24.242

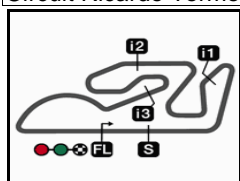
These data/results cannot be reproduced, stored and/or transmitted in whole or in part by any manner of electronic, mechanical, photocopying, recording, broadcasting or otherwise now known or herein after developed without the previous express consent by the copyright owner, except for reproduction in daily press and regular printed publications on sale to the public within 60 days of the event related to those data/results and always provided that copyright symbol appears together as follows below.
© DORNA, 2023

Official MotoGP Timing by TISSOT
www.motogp.com



Cheste, Wednesday, November 08, 2023

Page 4 of 4



4005 m.

Valencia MotoGP™ Official Test

Day 1 Session 1

Best Partial Times

MotoGP™

IT Ideal Lap Time, sum of the best partial times

BT Best Lap Time

T1		T2		T3		T4				IT		BT	
Pos	Rider	Time	Rider	Time	Rider	Time	Rider	Time	Pos	Rider	IT	BT	
1	J.MARTIN	20.353	M.VIÑALES	24.372	J.ZARCO	21.590	J.ZARCO	24.219	1	J.ZARCO	1'30.603	1'30.626	(1)
2	M.VIÑALES	20.385	J.ZARCO	24.401	L.MARINI	21.600	M.VIÑALES	24.251	2	M.VIÑALES	1'30.644	1'30.715	(2)
3	L.MARINI	20.386	L.MARINI	24.432	M.VIÑALES	21.636	A.ESPARGARO	24.310	3	L.MARINI	1'30.803	1'30.853	(3)
4	J.ZARCO	20.393	E.BASTIANINI	24.516	F.QUARTARARO	21.648	T.NAKAGAMI	24.365	4	A.ESPARGAR	1'30.984	1'30.994	(4)
5	B.BINDER	20.451	M.MARQUEZ	24.537	A.ESPARGARO	21.654	J.MARTIN	24.374	5	M.MARQUEZ	1'31.124	1'31.194	(5)
6	A.ESPARGARO	20.459	F.QUARTARARO	24.560	F.BAGNAIA	21.670	L.MARINI	24.385	6	J.MARTIN	1'31.200	1'31.326	(6)
7	M.OLIVEIRA	20.459	A.ESPARGARO	24.561	M.MARQUEZ	21.677	M.MARQUEZ	24.420	7	F.QUARTARAR	1'31.247	1'31.359	(7)
8	M.MARQUEZ	20.490	F.DI GIANNANTO	24.588	F.DI GIANNANTO	21.801	M.BEZZECCHI	24.435	8	B.BINDER	1'31.395	1'31.536	(8)
9	E.BASTIANINI	20.498	J.MARTIN	24.591	T.NAKAGAMI	21.804	A.MARQUEZ	24.439	9	F.DI GIANNAN	1'31.450	1'31.619	(12)
10	F.DI GIANNANTO	20.554	F.BAGNAIA	24.641	B.BINDER	21.829	F.QUARTARARO	24.452	10	E.BASTIANINI	1'31.488	1'31.928	(17)
11	F.QUARTARARO	20.587	B.BINDER	24.643	F.MORBIDELLI	21.841	B.BINDER	24.472	11	F.BAGNAIA	1'31.498	1'31.572	(10)
12	F.MORBIDELLI	20.587	P.ESPARGARO	24.677	P.ESPARGARO	21.873	F.BAGNAIA	24.493	12	T.NAKAGAMI	1'31.512	1'31.552	(9)
13	T.NAKAGAMI	20.589	M.BEZZECCHI	24.681	M.BEZZECCHI	21.873	E.BASTIANINI	24.495	13	M.OLIVEIRA	1'31.606	1'31.606	(11)
14	A.MARQUEZ	20.642	F.MORBIDELLI	24.707	M.OLIVEIRA	21.881	F.DI GIANNANTO	24.507	14	M.BEZZECCHI	1'31.690	1'31.755	(14)
15	J.MILLER	20.680	M.OLIVEIRA	24.741	J.MARTIN	21.882	M.OLIVEIRA	24.525	15	F.MORBIDELLI	1'31.746	1'31.750	(13)
16	F.BAGNAIA	20.694	T.NAKAGAMI	24.754	A.MARQUEZ	21.890	P.ESPARGARO	24.537	16	A.MARQUEZ	1'31.747	1'31.898	(15)
17	M.BEZZECCHI	20.701	A.MARQUEZ	24.776	E.BASTIANINI	21.979	F.MORBIDELLI	24.611	17	P.ESPARGAR	1'31.900	1'31.900	(16)
18	J.MIR	20.747	J.MIR	24.878	M.PIRRO	22.027	J.MIR	24.704	18	J.MIR	1'32.393	1'32.562	(18)
19	R.FERNANDEZ	20.791	M.PIRRO	24.966	J.MIR	22.064	A.RINS	24.800	19	J.MILLER	1'32.589	1'32.700	(19)
20	P.ESPARGARO	20.813	J.MILLER	24.974	J.MILLER	22.086	M.PIRRO	24.833	20	M.PIRRO	1'32.647	1'32.805	(20)
21	M.PIRRO	20.821	R.FERNANDEZ	25.124	R.FERNANDEZ	22.195	J.MILLER	24.849	21	R.FERNANDEZ	1'32.986	1'33.082	(21)
22	A.RINS	20.911	A.RINS	25.138	A.RINS	22.248	R.FERNANDEZ	24.876	22	A.RINS	1'33.097	1'33.239	(22)
23	A.FERNANDEZ	21.278	A.FERNANDEZ	25.282	A.FERNANDEZ	22.387	A.FERNANDEZ	25.184	23	A.FERNANDEZ	1'34.131	1'34.172	(23)

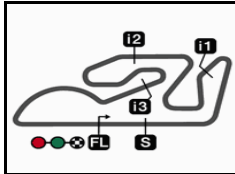
These data/results cannot be reproduced, stored and/or transmitted in whole or in part by any manner of electronic, mechanical, photocopying, recording, broadcasting or otherwise now known or herein after developed without the previous express consent by the copyright owner, except for reproduction in daily press and regular printed publications on sale to the public within 60 days of the event related to those data/results and always provided that copyright symbol appears together as follows below.

© DORNA, 2023

Official MotoGP Timing by TISSOT

www.motogp.com






4005 m.

Valencia MotoGP™ Official Test

Day 1 Session 1

Fastest Laps Sequence

<i>Practice Time</i>	 <i>Rider</i>	<i>Nation</i>	<i>Motorcycle</i>	<i>Time</i>	<i>Km/h</i>	<i>Rider's Lap</i>
4'33.855	51 Michele PIRRO	ITA	DUCATI	1'34.972	151.8	2
6'07.623	51 Michele PIRRO	ITA	DUCATI	1'33.768	153.7	3
7'40.896	51 Michele PIRRO	ITA	DUCATI	1'33.273	154.5	4
9'14.127	51 Michele PIRRO	ITA	DUCATI	1'33.231	154.6	5
19'31.472	20 Fabio QUARTARARO	FRA	YAMAHA	1'32.503	155.8	3
21'03.555	20 Fabio QUARTARARO	FRA	YAMAHA	1'32.083	156.5	4
22'35.458	20 Fabio QUARTARARO	FRA	YAMAHA	1'31.903	156.8	5
35'22.907	12 Maverick VIÑALES	SPA	APRILIA	1'31.144	158.1	2
36'53.622	12 Maverick VIÑALES	SPA	APRILIA	1'30.715	158.9	3
1:05'11.928	5 Johann ZARCO	FRA	DUCATI	1'30.626	159.0	9

These data/results cannot be reproduced, stored and/or transmitted in whole or in part by any manner of electronic, mechanical, photocopying, recording, broadcasting or otherwise now known or herein after developed without the previous express consent by the copyright owner, except for reproduction in daily press and regular printed publications on sale to the public within 60 days of the event related to those data/results and always provided that copyright symbol appears together as follows below.

© DORNA, 2023

Official MotoGP Timing by TISSOT
www.motogp.com

Cheste, Wednesday, November 08, 2023

