




4423 m.

Jerez Moto2™ & Moto3™ Official Test

Free Practice Nr. 1

Classification

3

		Rider	Nation	Team	Motorcycle	Time	Lap Total	Gap	Top Speed
1	40	Aron CANET	SPA	Pons Wegow Los40	KALEX	1'41.264	17 17		249.4
2	11	Sergio GARCIA	SPA	Pons Wegow Los40	KALEX	1'41.282	15 20	0.018 0.018	248.8
3	96	Jake DIXON	GBR	Autosolar GASGAS Aspar M2	KALEX	1'41.318	21 21	0.054 0.036	247.1
4	22	Sam LOWES	GBR	Elf Marc VDS Racing Team	KALEX	1'41.357	3 14	0.093 0.039	246.5
5	75	Albert ARENAS	SPA	Red Bull KTM Ajo	KALEX	1'41.362	25 26	0.098 0.005	247.7
6	14	Tony ARBOLINO	ITA	Elf Marc VDS Racing Team	KALEX	1'41.366	6 22	0.102 0.004	247.1
7	79	Ai OGURA	JPN	IDEMITSU Honda Team Asia	KALEX	1'41.516	19 19	0.252 0.150	249.4
8	18	Manuel GONZALEZ	SPA	Correos Prepago Yamaha VR46 M	KALEX	1'41.553	21 21	0.289 0.037	248.2
9	13	Celestino VIETTI	ITA	Fantic Racing	KALEX	1'41.783	4 21	0.519 0.230	249.4
10	28	Izan GUEVARA	SPA	Autosolar GASGAS Aspar M2	KALEX	1'41.838	18 19	0.574 0.055	249.4
11	12	Filip SALAC	CZE	QJMOTOR Gresini Moto2	KALEX	1'41.877	8 18	0.613 0.039	250.0
12	3	Lukas TULOVIC	GER	Liqui Moly Husqvarna Intact GP	KALEX	1'41.987	21 27	0.723 0.110	246.5
13	64	Bo BENDSNEYDER	NED	Pertamina Mandalika SAG Team	KALEX	1'42.098	23 25	0.834 0.111	246.0
14	4	Sean Dylan KELLY	USA	American Racing	KALEX	1'42.535	13 34	1.271 0.437	246.5
15	52	Jeremy ALCOBA	SPA	QJMOTOR Gresini Moto2	KALEX	1'42.696	15 23	1.432 0.161	246.5
16	33	Rory SKINNER	GBR	American Racing	KALEX	1'42.802	5 24	1.538 0.106	244.3
17	24	Marcos RAMIREZ	SPA	Forward Team	FORWARD	1'42.896	5 18	1.632 0.094	247.1
18	17	Alex ESCRIG	SPA	Forward Team	FORWARD	1'43.011	13 14	1.747 0.115	247.7
19	72	Borja GOMEZ	SPA	Fantic Racing	KALEX	1'43.077	19 22	1.813 0.066	244.8
20	19	Lorenzo DALLA PORTA	ITA	Pertamina Mandalika SAG Team	KALEX	1'43.432	3 21	2.168 0.355	246.0

Practice condition: Dry

Air: 23°

Humidity: 66%

Ground: 22°

Fastest Lap:	Lap: 17	Aron CANET	1'41.264	157.2 Km/h
Best Race Lap:	2021	Sam LOWES	1'41.313	157.1 Km/h
All Time Lap Record:	2023	Aron CANET	1'40.640	158.2 Km/h

The results are provisional until the end of the limit for protest and appeals.

Time limit for protest expires 30' after publication of the results - Time:

These data/results cannot be reproduced, stored and/or transmitted in whole or in part by any manner of electronic, mechanical, photocopying, recording, broadcasting or otherwise now known or herein after developed without the previous express consent by the copyright owner, except for reproduction in daily press and regular printed publications on sale to the public within 60 days of the event related to those data/results and always provided that copyright symbol appears together as follows below.

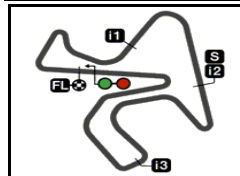
© DORNA, 2023

Official MotoGP Timing by TISSOT
www.motogp.com

Jerez de la Frontera, Tuesday, May 02, 2023

moto2™





4423 m.

Jerez Moto2™ & Moto3™ Official Test

Free Practice Nr. 1

Top Speed & Average

4



Rider	Nation	Motorcycle	Top 5 speeds					Average	Top
12 Filip SALAC	CZE	KALEX	250.0	249.4	247.7	247.7	247.1	248.4	250.0
13 Celestino VIETTI	ITA	KALEX	249.4	248.2	247.7	247.7	247.1	247.9	249.4
28 Izan GUEVARA	SPA	KALEX	249.4	248.8	248.2	248.2	247.7	248.3	249.4
40 Aron CANET	SPA	KALEX	249.4	246.0	245.4	245.4	244.8	245.8	249.4
79 Ai OGURA	JPN	KALEX	249.4	246.5	246.5	246.0	246.0	246.5	249.4
11 Sergio GARCIA	SPA	KALEX	248.8	247.1	246.5	246.5	246.0	246.5	248.8
18 Manuel GONZALEZ	SPA	KALEX	248.2	247.1	247.1	246.5	246.5	246.9	248.2
17 Alex ESCRIG	SPA	FORWARD	247.7	246.5	246.5	246.0	245.4	246.4	247.7
75 Albert ARENAS	SPA	KALEX	247.7	247.1	247.1	247.1	247.1	247.2	247.7
14 Tony ARBOLINO	ITA	KALEX	247.1	246.5	246.5	246.5	246.5	246.6	247.1
24 Marcos RAMIREZ	SPA	FORWARD	247.1	247.1	246.5	246.5	245.4	246.1	247.1
96 Jake DIXON	GBR	KALEX	247.1	247.1	246.5	246.5	246.5	246.7	247.1
3 Lukas TULOVIC	GER	KALEX	246.5	246.0	246.0	246.0	246.0	246.1	246.5
4 Sean Dylan KELLY	USA	KALEX	246.5	246.0	246.0	246.0	245.4	246.0	246.5
22 Sam LOWES	GBR	KALEX	246.5	246.5	246.0	245.4	245.4	246.0	246.5
52 Jeremy ALCOBA	SPA	KALEX	246.5	246.5	246.0	246.0	246.0	246.1	246.5
19 Lorenzo DALLA PORTA	ITA	KALEX	246.0	245.4	245.4	244.8	244.8	245.2	246.0
64 Bo BENDSNEYDER	NED	KALEX	246.0	243.7	243.2	243.2	243.2	243.6	246.0
72 Borja GOMEZ	SPA	KALEX	244.8	244.8	244.3	244.3	243.7	244.2	244.8
33 Rory SKINNER	GBR	KALEX	244.3	243.7	243.7	243.7	243.2	243.6	244.3

These data/results cannot be reproduced, stored and/or transmitted in whole or in part by any manner of electronic, mechanical, photocopying, recording, broadcasting or otherwise now known or herein after developed without the previous express consent by the copyright owner, except for reproduction in daily press and regular printed publications on sale to the public within 60 days of the event related to those data/results and always provided that copyright symbol appears together as follows below.

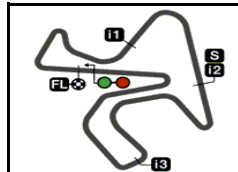
© DORNA, 2023

Official MotoGP Timing by TISSOT
www.motogp.com





Jerez de la Frontera, Tuesday, May 02, 2023



4423 m.

Jerez Moto2™ & Moto3™ Official Test

Free Practice Nr. 1

Chronological Analysis of Performances

5

* Lap / Sector time cancelled
 P Crossing the finish line in pit lane
 T1 Time from finish line to 1st intermediate
 T2 Time from 1st intermed. to 2nd intermed.
 T3 Time from 2nd intermed. to 3rd intermed.
 T4 Time from 3rd intermediate to finish line

Lap	Lap Time	T1	T2	T3	T4	Speed	Lap	Lap Time	T1	T2	T3	T4	Speed
1st 40 Aron CANET Pons Wegow Los40 SPA Runs=4 Total laps=17 Full laps=10 Valid laps=10							2	1'42.175	25.438	15.252	30.144	31.341	244.3
1	5'21.082	29.859	15.374	30.775	31.515	242.6	3	1'41.642	25.211	15.185	30.053	31.193	244.8
2	1'41.610	25.261	15.156	30.092	31.101	245.4	4	1'41.768	25.130	15.259	30.143	31.236	245.4
3	1'41.452	25.138	15.034	30.287	30.993	249.4	5	1'41.557	25.162	15.227	30.004	31.164	245.4
4	1'41.918	25.124	15.090	29.961	31.743	246.0	6	1'41.665	25.169	15.205	30.053	31.238	246.0
5	1'41.608	25.141	15.171	30.028	31.268	244.8	7	1'41.990	25.275	15.230	30.134	31.351	244.8
6	1'46.166 P	28.019	16.300	32.874	28.973	231.2	8	1'38.237 P	25.399	15.329	30.555	26.954	244.3
7	1'45.617	28.484	15.340	30.401	31.392	243.2	9	1'50.461	32.961	15.393	30.503	31.604	245.4
8	1'41.651	25.122	15.183	30.082	31.264	244.8	10	1'41.948	25.315	15.166	30.139	31.328	246.5
9	1'41.550	25.095	15.206	30.097	31.152	245.4	11	1'41.833	25.231	15.140	30.122	31.340	247.1
10	1'41.367	25.034	15.199	30.011	31.123	244.8	12	1'42.175	25.259	15.246	30.244	31.426	246.5
11	1'45.155 P	27.203	15.912	32.288	29.752	234.7	13	1'41.631	25.146	15.184	30.061	31.240	246.0
12	1'45.959	28.648	15.409	30.396	31.506	241.6	14	1'41.728	25.083	15.204	30.092	31.349	246.5
13	1'42.044	25.242	15.251	30.252	31.299	243.7	15	1'41.603	25.141	15.173	30.049	31.240	246.5
14	1'41.813	25.153	15.301	30.097	31.262	244.3	16	1'41.790	25.231	15.143	30.204	31.212	247.1
15	1'41.645 P	25.707	15.635	31.406	28.897	240.5	17	1'41.823	25.115	15.265	30.132	31.311	246.5
16	1'44.773	27.316	15.253	30.280	31.924	244.3	18	1'43.606 P	26.429	16.099	33.157	27.921	232.7
17	1'41.264	25.065	15.142	29.993	31.064	244.3	19	1'45.808	28.380	15.391	30.540	31.497	244.8
							20	1'41.336	25.171	15.103	29.983	31.079	246.5
							21	1'41.318	25.101	15.165	29.969	31.083	246.0
2nd 11 Sergio GARCIA Pons Wegow Los40 SPA Runs=4 Total laps=20 Full laps=13 Valid laps=13							4th 22 Sam LOWES Elf Marc VDS Racing GBR Runs=3 Total laps=14 Full laps=9 Valid laps=9						
1	2'36.413	29.818	15.685	31.267	31.899	242.1	1	3'35.073	30.872	16.329	31.351	31.934	238.4
2	1'43.196	25.700	15.285	30.572	31.639	246.5	2	1'42.164	25.440	15.114	30.262	31.348	244.8
3	1'42.783	25.578	15.222	30.554	31.429	246.0	3	1'41.357	25.225	15.073	30.030	31.029	245.4
4	1'42.551	25.560	15.256	30.418	31.317	245.4	4	1'39.950 P	25.901	15.812	31.079	27.158	230.2
5	1'42.293	25.428	15.214	30.288	31.363	246.5	5	2'01.714	39.663	18.694	31.440	31.917	241.0
6	1'42.985 P	25.853	16.481	32.594	28.057	225.9	6	1'41.604	25.300	15.085	30.020	31.199	246.5
7	1'47.956	30.284	15.381	30.637	31.654	244.3	7	1'41.810	25.067	15.133	30.113	31.497	244.8
8	1'42.192	25.450	15.206	30.289	31.247	243.2	8	1'41.729	25.267	15.113	30.150	31.199	246.5
9	1'41.901	25.273	15.203	30.238	31.187	246.0	9	1'41.520	25.115	15.147	30.091	31.167	246.0
10	1'42.179	25.328	15.237	30.303	31.311	244.8	10	1'44.230 P	27.053	17.467	32.184	27.526	212.5
11	1'45.806 P	27.838	16.568	32.654	28.746	221.7	11	1'51.531	32.445	15.965	31.391	31.730	234.2
12	1'48.050	29.460	15.344	30.677	32.569	246.0	12	1'42.235	25.333	15.186	30.315	31.401	245.4
13	1'41.843	25.503	15.075	30.052	31.213	247.1	13	1'42.146	25.298	15.245	30.249	31.354	244.8
14	1'41.300	25.233	15.078	30.000	30.989	246.0	14	1'42.033	25.342	15.207	30.183	31.301	244.8
15	1'41.282	25.145	15.027	30.081	31.029	248.8							
16	1'40.552 P	26.161	15.733	31.160	27.498	241.6	5th 75 Albert ARENAS Red Bull KTM Ajo SPA Runs=3 Total laps=26 Full laps=21 Valid laps=21						
17	1'47.839	30.174	15.400	30.548	31.717	243.2	1	3'22.376	30.245	15.919	32.398	32.511	244.3
18	1'41.621	25.220	15.127	30.078	31.196	244.8	2	1'44.542	26.235	15.477	31.062	31.768	244.8
19	1'41.716	25.190	15.114	30.037	31.375	246.0	3	1'44.371	26.038	15.446	31.065	31.822	244.3
20	1'41.923	25.233	15.187	30.215	31.288	243.7	4	1'42.761	25.603	15.317	30.542	31.299	245.4
							5	1'42.383	25.469	15.197	30.464	31.253	245.4
							6	1'42.246	25.374	15.256	30.395	31.221	246.5
3rd 96 Jake DIXON Autosolar GASGAS A GBR Runs=3 Total laps=21 Full laps=16 Valid laps=16													
1	3'05.272	28.282	15.606	31.290	31.931	241.6							

Fastest Lap: Aron CANET Pons Wegow Los40 SPA 1'41.264 25.065 15.142 29.993 31.064

These data/results cannot be reproduced, stored and/or transmitted in whole or in part by any manner of electronic, mechanical, photocopying, recording, broadcasting or otherwise now known or herein after developed without the previous express consent by the copyright owner, except for reproduction in daily press and regular printed publications on sale to the public within 60 days of the event related to those data/results and always provided that copyright symbol appears together as follows below.
 © DORNA, 2023

Free Practice Nr. 1

Moto2

Lap	Lap Time	T1	T2	T3	T4	Speed	Lap	Lap Time	T1	T2	T3	T4	Speed
7	1'42.323	25.440	15.292	30.345	31.246	244.8	9	1'42.169	25.322	15.260	30.278	31.309	246.0
8	1'42.349	25.406	15.309	30.391	31.243	244.8	10	1'42.226	25.281	15.229	30.310	31.406	246.0
9	1'41.933	25.288	15.239	30.304	31.102	246.0	11	1'42.125	25.279	15.240	30.240	31.366	246.0
10	1'47.670 P	28.726	16.930	33.060	28.954	223.1	12	1'42.258	25.364	15.224	30.324	31.346	246.0
11	1'50.724	31.275	15.418	31.929	32.102	246.5	13	1'41.979	25.253	15.214	30.196	31.316	246.5
12	1'45.745	25.776	15.410	32.742	31.817	246.0	14	1'42.086	25.285	15.337	30.193	31.271	244.8
13	1'42.915	25.526	15.291	30.570	31.528	245.4	15	1'42.319	25.442	15.251	30.215	31.411	245.4
14	1'42.636	25.469	15.285	30.445	31.437	246.5	16	1'51.529 P	29.356	17.064	33.805	31.304	220.4
15	1'42.434	25.358	15.264	30.484	31.328	246.5	17	1'48.196	30.361	15.694	30.710	31.431	243.7
16	1'42.347	25.402	15.311	30.382	31.252	247.1	18	1'41.818	25.273	15.197	30.102	31.246	246.5
17	1'42.331	25.297	15.299	30.452	31.283	245.4	19	1'41.516	25.130	15.138	30.150	31.098	246.0
18	1'42.167	25.244	15.268	30.327	31.328	247.1	8th 18 Manuel GONZALEZ Correos Prepago Yam SPA						
19	1'49.772 P	29.632	17.491	33.562	29.087	204.9	Runs=4 Total laps=21 Full laps=14 Valid laps=14						
20	1'53.095	33.768	15.986	31.560	31.781	238.9	1	2'01.912	28.691	15.506	31.244	31.624	241.6
21	1'42.337	25.321	15.235	30.382	31.399	246.5	2	1'42.532	25.522	15.257	30.383	31.370	246.5
22	1'41.767	25.238	15.219	30.158	31.152	246.5	3	1'42.344	25.471	15.207	30.422	31.244	246.5
23	1'41.789	25.242	15.179	30.227	31.141	246.5	4	1'42.120	25.391	15.162	30.334	31.233	246.5
24	1'41.801	25.285	15.188	30.118	31.210	247.1	5	1'42.051	25.333	15.121	30.333	31.264	246.5
25	1'41.362	25.142	15.142	30.021	31.057	247.7	6	1'42.712 P	26.880	15.790	31.566	28.476	242.1
26	1'41.466	25.130	15.167	30.060	31.109	247.1	7	1'48.881	28.946	15.342	30.818	33.775	243.7
6th 14 Tony ARBOLINO Elf Marc VDS Racing ITA							8	1'41.807	25.298	15.118	30.258	31.133	247.1
Runs=4 Total laps=22 Full laps=15 Valid laps=15							9	1'41.795	25.197	15.114	30.268	31.216	246.5
1	2'48.346	28.537	15.529	30.731	31.759	246.5	10	1'41.899	25.275	15.197	30.240	31.187	245.4
2	1'42.097	25.366	15.192	30.185	31.354	246.0	11	1'41.898	25.304	15.150	30.295	31.149	245.4
3	1'41.662	25.119	15.152	30.190	31.201	245.4	12	1'43.994 P	29.037	15.680	31.390	27.887	244.3
4	1'41.780	25.134	15.210	30.185	31.251	246.0	13	1'49.783	29.901	15.536	32.145	32.201	242.6
5	1'41.585	25.097	15.149	30.116	31.223	247.1	14	1'42.156	25.295	15.249	30.352	31.260	244.8
6	1'41.366	25.032	15.201	30.083	31.050	246.5	15	1'42.138	25.293	15.265	30.262	31.318	244.8
7	1'42.138 P	27.127	15.940	31.481	27.590	238.4	16	1'42.268	25.304	15.268	30.327	31.369	244.8
8	1'50.026	29.557	15.494	30.716	34.259	245.4	17	1'42.191	25.336	15.246	30.303	31.306	246.0
9	1'42.527	25.508	15.367	30.242	31.410	246.0	18	1'43.572 P	27.796	15.659	31.346	28.771	241.6
10	1'41.811	25.200	15.240	30.101	31.270	246.5	19	1'53.545	31.520	15.497	31.121	35.407	243.2
11	1'42.023	25.177	15.185	30.189	31.472	246.5	20	1'42.173	25.294	15.214	30.354	31.311	248.2
12	1'42.274 P	26.262	16.104	32.685	27.223	208.0	21	1'41.553	25.135	15.113	30.198	31.107	247.1
13	1'46.423	28.223	15.532	30.912	31.756	243.7	9th 13 Celestino VIETTI Fantic Racing ITA						
14	1'42.530	25.270	15.295	30.490	31.475	244.8	Runs=3 Total laps=21 Full laps=16 Valid laps=16						
15	1'41.990	25.275	15.269	30.210	31.236	245.4	1	4'02.587	29.980	15.828	31.879	31.883	242.6
16	1'43.154 P	25.409	16.562	32.950	28.233	224.0	2	1'42.378	25.589	15.210	30.292	31.287	246.5
17	1'46.905	29.219	15.521	30.560	31.605	245.4	3	1'41.857	25.292	15.088	30.245	31.232	248.2
18	1'41.915	25.267	15.185	30.097	31.366	246.5	4	1'41.783	25.226	15.126	30.242	31.189	247.7
19	1'41.476	25.099	15.169	30.108	31.100	246.5	5	1'42.140	25.196	15.135	30.393	31.416	249.4
20	1'41.914	25.250	15.229	30.189	31.246	246.0	6	1'48.739 P	28.720	16.448	33.304	30.267	221.3
21	1'41.852	25.162	15.234	30.189	31.267	246.0	7	1'50.908	31.274	15.889	31.446	32.299	235.2
22	1'41.871	25.184	15.187	30.177	31.323	245.4	8	1'42.695	25.483	15.301	30.383	31.528	244.3
7th 79 Ai OGURA IDEMITSU Honda Tea JPN							9	1'42.577	25.289	15.391	30.444	31.453	241.0
Runs=3 Total laps=19 Full laps=14 Valid laps=14							10	1'42.534	25.364	15.368	30.394	31.408	244.8
1	2'26.285	33.040	16.342	32.617	32.910	237.3	11	1'42.427	25.389	15.259	30.405	31.374	246.0
2	1'44.438	26.184	15.501	30.934	31.819	243.2	12	1'42.354 P	25.422	15.301	31.639	29.992	244.8
3	1'43.102	25.641	15.279	30.664	31.518	243.2	13	2'01.540	39.886	15.388	33.554	32.712	245.4
4	1'43.421	25.536	15.275	30.816	31.794	249.4	14	1'42.858	25.508	15.270	30.510	31.570	246.5
5	1'42.521	25.326	15.400	30.360	31.435	241.6	15	1'42.433	25.341	15.294	30.360	31.438	246.0
6	1'42.266 P	25.497	15.381	32.473	28.915	242.6	16	1'42.048	25.278	15.221	30.262	31.287	247.1
7	1'52.035	33.499	15.720	31.037	31.779	244.8	17	1'42.204	25.161	15.178	30.372	31.493	247.7
8	1'42.368	25.347	15.238	30.398	31.385	246.0	18	1'42.053	25.248	15.281	30.146	31.378	245.4

Fastest Lap: Aron CANET Pons Wegow Los40 SPA **1'41.264** 25.065 15.142 29.993 31.064

These data/results cannot be reproduced, stored and/or transmitted in whole or in part by any manner of electronic, mechanical, photocopying, recording, broadcasting or otherwise now known or herein after developed without the previous express consent by the copyright owner, except for reproduction in daily press and regular printed publications on sale to the public within 60 days of the event related to those data/results and always provided that copyright symbol appears together as follows below.
© DORNA, 2023

Free Practice Nr. 1

Moto2

Lap	Lap Time	T1	T2	T3	T4	Speed	Lap	Lap Time	T1	T2	T3	T4	Speed
19	1'41.976	25.260	15.230	30.237	31.249	246.5	7	1'42.223	25.270	15.305	30.254	31.394	243.7
20	1'42.043	<u>25.151</u>	15.214	30.175	31.503	247.1	8	1'42.520	25.351	15.346	30.332	31.491	244.8
21	1'42.203	25.271	15.252	30.352	31.328	244.8	9	1'40.755 P	26.066	15.602	31.490	<u>27.597</u>	<u>243.2</u>
10th 28 Izan GUEVARA Autosolar GASGAS A SPA Runs=3 Total laps=19 Full laps=14 Valid laps=14							10	1'47.909	29.666	15.620	30.841	31.782	243.7
1	2'51.554	30.943	16.392	33.083	32.809	239.4	11	1'42.632	25.512	15.261	30.369	31.490	246.0
2	1'45.494	26.431	15.617	31.203	32.243	245.4	12	1'42.312	25.322	15.263	30.281	31.446	<u>246.5</u>
3	1'44.249	26.006	15.509	30.837	31.897	246.0	13	1'42.751	25.366	15.332	30.509	31.544	246.0
4	1'43.823	25.949	15.382	30.727	31.765	246.0	14	1'42.347	25.263	15.316	30.383	31.385	246.0
5	1'43.539	25.838	15.345	30.689	31.667	246.0	15	1'40.179 P	25.801	15.641	31.268	<u>27.469</u>	<u>243.2</u>
6	1'43.234	25.693	15.273	30.643	31.625	246.0	16	1'46.493	28.470	15.594	30.762	31.667	243.7
7	1'43.033	25.589	15.300	30.568	31.576	246.5	17	1'42.756	25.387	15.301	30.318	31.750	244.8
8	1'41.842 P	<u>27.367</u>	<u>15.694</u>	<u>31.014</u>	<u>27.767</u>	<u>244.3</u>	18	1'42.506	25.287	15.327	30.427	31.465	246.0
9	1'48.989	30.243	15.727	31.158	31.861	244.8	19	1'39.659 P	25.761	15.603	31.030	<u>27.265</u>	<u>243.2</u>
10	1'42.300	25.485	15.196	<u>30.235</u>	31.384	247.7	20	1'46.380	28.470	15.595	30.748	31.567	242.6
11	1'47.431	28.944	16.058	30.962	31.467	238.4	21	<u>1'41.987</u>	<u>25.197</u>	<u>15.203</u>	<u>30.236</u>	<u>31.351</u>	246.0
12	1'42.505	25.302	15.315	30.409	31.479	247.1	22	1'42.430	25.236	15.224	30.294	31.676	244.8
13	1'42.232	25.347	15.112	30.391	31.382	248.8	23	1'43.169	25.704	15.357	30.435	31.673	245.4
14	1'43.514	25.349	15.089	30.529	32.547	247.7	24	1'42.254	25.275	15.209	30.322	31.448	244.8
15	1'45.441 P	29.799	15.742	32.689	<u>27.211</u>	<u>242.1</u>	25	1'42.451	25.333	15.262	30.286	31.570	244.8
16	1'49.213	29.967	15.878	31.556	31.812	234.7	26	1'42.708	25.220	15.345	30.373	31.770	246.0
17	1'42.354	25.438	15.214	30.355	31.347	248.2	27	1'42.437	25.288	15.346	30.286	31.517	244.8
18	<u>1'41.838</u>	<u>25.275</u>	<u>15.074</u>	30.276	<u>31.213</u>	248.2	13th 64 Bo BENDSNEYDER Pertamina Mandalika NED Runs=3 Total laps=25 Full laps=20 Valid laps=20						
19	1'42.714	25.446	15.147	30.379	31.742	<u>249.4</u>	1	4'00.036	28.979	15.559	31.074	31.819	240.5
11th 12 Filip SALAC QJMOTOR Gresini M CZE Runs=3 Total laps=18 Full laps=13 Valid laps=13							2	1'43.028	25.658	15.315	30.555	31.500	241.6
1	6'05.202	33.561	15.965	33.736	32.014	240.5	3	1'42.498	25.435	15.230	30.423	31.410	243.7
2	1'42.543	25.603	15.260	30.357	31.323	246.5	4	1'42.622	25.471	15.303	30.411	31.437	242.6
3	1'42.004	25.280	15.203	30.225	<u>31.296</u>	247.7	5	1'43.017	25.422	15.277	30.843	31.475	242.6
4	1'42.237	25.365	15.208	30.272	31.392	<u>250.0</u>	6	1'40.519 P	25.890	15.572	30.764	<u>28.293</u>	<u>239.4</u>
5	1'42.860 P	25.253	15.310	33.460	<u>28.837</u>	<u>244.3</u>	7	1'48.147	30.175	15.495	30.795	31.682	239.4
6	1'48.624	30.267	15.570	30.959	31.828	244.3	8	1'42.881	25.612	15.315	30.437	31.517	243.2
7	1'43.066	25.348	15.297	30.951	31.470	246.5	9	1'42.550	25.412	15.280	30.376	31.482	243.2
8	<u>1'41.877</u>	25.153	<u>15.147</u>	30.230	31.347	247.1	10	1'42.581	25.440	15.321	30.367	31.453	242.6
9	1'42.019	25.258	15.149	30.313	31.299	249.4	11	1'42.649	25.401	15.327	30.414	31.507	242.1
10	1'41.878	25.203	15.177	<u>30.151</u>	31.347	247.7	12	1'42.478	25.443	15.263	30.343	31.429	242.6
11	1'43.414 P	<u>25.151</u>	15.297	34.195	<u>28.771</u>	<u>243.2</u>	13	1'42.394	25.460	15.248	30.299	31.387	<u>246.0</u>
12	1'48.111	29.775	15.496	31.033	31.807	243.7	14	1'42.405	25.351	15.343	30.332	31.379	242.6
13	1'42.699	25.381	15.319	30.473	31.526	244.3	15	1'42.291	25.321	15.305	30.316	31.349	242.6
14	1'42.609	25.329	15.335	30.485	31.460	245.4	16	1'42.621 P	27.899	16.057	30.967	<u>27.698</u>	<u>236.8</u>
15	1'42.397	25.374	15.290	30.354	31.379	246.0	17	1'49.837	31.294	15.526	31.204	31.813	238.4
16	1'42.246	25.271	15.295	30.225	31.455	245.4	18	1'42.458	25.442	15.237	30.375	31.404	242.1
17	1'42.602	25.285	15.291	30.485	31.541	245.4	19	1'42.230	25.266	15.244	30.250	31.470	243.2
18	1'42.228	25.219	15.300	30.363	31.346	245.4	20	1'42.349	25.347	<u>15.218</u>	30.313	31.471	243.2
	PIT	26.311	15.490	33.777	29.989	246.0	21	1'42.187	<u>25.262</u>	15.272	30.278	31.375	241.6
12th 3 Lukas TULOVIC Liqui Moly Husqvarna GER Runs=4 Total laps=27 Full laps=20 Valid laps=20							22	1'42.174	25.320	15.269	30.245	31.340	242.6
1	2'13.677	29.731	16.089	31.745	32.211	240.0	23	<u>1'42.098</u>	25.335	15.231	30.254	<u>31.278</u>	242.6
2	1'43.375	25.666	15.380	30.589	31.740	244.8	24	1'42.205	25.334	15.243	30.228	31.400	243.2
3	1'42.969	25.452	15.372	30.509	31.636	243.7	25	1'42.105	25.336	15.293	<u>30.183</u>	31.293	243.2
4	1'42.752	25.482	15.343	30.472	31.455	244.3	14th 4 Sean Dylan KELLY American Racing USA Runs=3 Total laps=34 Full laps=29 Valid laps=29						
5	1'42.547	25.387	15.301	30.265	31.594	243.7	1	1'53.096	29.615	15.953	31.584	32.260	241.6
6	1'42.375	25.336	15.225	30.375	31.439	245.4	2	1'43.525	25.764	15.409	30.738	31.614	244.3
Fastest Lap: Aron CANET Pons Wegow Los40 SPA 1'41.264 25.065 15.142 29.993 31.064							3	1'42.748	25.459	<u>15.218</u>	30.533	31.538	246.0
These data/results cannot be reproduced, stored and/or transmitted in whole or in part by any manner of electronic, mechanical, photocopying, recording, broadcasting or otherwise now known or herein after developed without the previous express consent by the copyright owner, except for reproduction in daily press and regular printed publications on sale to the public within 60 days of the event related to those data/results and always provided that copyright symbol appears together as follows below.							4	1'42.776	25.305	15.232	30.613	31.626	<u>246.5</u>
© DORNA, 2023													

Fastest Lap: Aron CANET Pons Wegow Los40 SPA **1'41.264** 25.065 15.142 29.993 31.064

These data/results cannot be reproduced, stored and/or transmitted in whole or in part by any manner of electronic, mechanical, photocopying, recording, broadcasting or otherwise now known or herein after developed without the previous express consent by the copyright owner, except for reproduction in daily press and regular printed publications on sale to the public within 60 days of the event related to those data/results and always provided that copyright symbol appears together as follows below.
© DORNA, 2023

Free Practice Nr. 1

Moto2

Lap	Lap Time	T1	T2	T3	T4	Speed	Lap	Lap Time	T1	T2	T3	T4	Speed				
5	1'42.749	25.309	15.265	30.687	31.488	246.0	PIT						25.518	15.367	30.606	28.535	244.8
6	1'42.746	25.296	15.259	30.582	31.609	246.0	16th 33 Rory SKINNER						American Racing GBR				
7	1'42.254 P	26.991	15.868	31.968	27.427	242.6	Runs=4		Total laps=24		Full laps=17 Valid laps=17						
8	1'47.014	28.382	15.484	30.813	32.335	243.7	1	2'35.917	30.357	16.113	32.170	32.621	237.3				
9	1'43.040	25.444	15.338	30.539	31.719	243.7	2	1'44.454	26.047	15.441	31.090	31.876	241.0				
10	1'42.822	25.438	15.382	30.396	31.606	244.8	3	1'43.368	25.693	15.351	30.614	31.710	243.7				
11	1'43.005	25.463	15.321	30.549	31.672	245.4	4	1'43.100	25.558	15.295	30.531	31.716	243.7				
12	1'42.683	25.282	15.319	30.466	31.616	244.3	5	1'42.802	25.503	15.242	30.384	31.673	243.2				
13	1'42.535	25.233	15.316	30.392	31.594	244.8	6	1'42.893	25.309	15.334	30.619	31.631	243.7				
14	1'41.438 P	25.354	15.460	32.619	28.005	239.4	7	1'39.581 P	25.451	15.296	31.236	27.598	244.3				
15	1'51.261	30.867	16.125	32.103	32.166	237.3	8	1'48.092	29.309	15.524	31.119	32.140	241.6				
16	1'43.081	25.474	15.380	30.529	31.698	243.2	9	1'43.533	25.557	15.489	30.641	31.846	239.4				
17	1'42.744	25.304	15.363	30.451	31.626	242.6	10	1'42.962	25.448	15.341	30.420	31.753	241.6				
18	1'42.806	25.284	15.342	30.399	31.781	244.3	11	1'43.895	25.796	15.765	30.580	31.754	242.6				
19	1'43.002	25.302	15.347	30.613	31.740	244.3	12	1'43.106	25.454	15.483	30.506	31.663	241.6				
20	1'42.931	25.335	15.329	30.486	31.781	244.3	13	1'44.103 P	25.503	17.605	32.554	28.441	186.8				
21	1'42.890	25.439	15.314	30.477	31.660	244.3	14	1'46.101	27.790	15.459	30.967	31.885	242.1				
22	1'43.013	25.355	15.356	30.558	31.744	243.2	15	1'43.307	25.509	15.367	30.730	31.701	242.6				
23	1'43.034	25.449	15.359	30.484	31.742	244.8	16	1'43.134	25.446	15.403	30.523	31.762	243.2				
24	1'43.286	25.365	15.401	30.571	31.949	243.7	17	1'43.334	25.480	15.442	30.572	31.840	242.1				
25	1'43.247	25.430	15.367	30.547	31.903	243.7	18	1'43.189	25.378	15.394	30.597	31.820	242.6				
26	1'43.246	25.483	15.386	30.560	31.817	242.6	19	1'43.201	25.495	15.483	30.474	31.749	241.6				
27	1'43.259	25.418	15.400	30.610	31.831	243.7	20	1'40.680 P	26.111	15.721	31.286	27.562	241.6				
28	1'43.373	25.462	15.409	30.616	31.886	242.6	21	1'48.264	29.140	15.866	31.105	32.153	240.5				
29	1'43.177	25.403	15.387	30.606	31.781	242.6	22	1'44.468	25.647	15.511	30.815	32.495	241.0				
30	1'42.881	25.346	15.362	30.496	31.677	242.6	23	1'44.440	25.619	15.571	31.117	32.133	242.1				
31	1'43.407	25.420	15.433	30.701	31.853	241.6	24	1'44.244	25.729	15.594	30.833	32.088	241.0				
32	1'43.190	25.477	15.412	30.547	31.754	243.2	17th 24 Marcos RAMIREZ						Forward Team SPA				
33	1'43.347	25.381	15.421	30.628	31.917	243.2	Runs=3		Total laps=18		Full laps=13 Valid laps=13						
34	1'43.319	25.487	15.356	30.661	31.815	243.7	1	4'09.101	31.130	15.903	31.821	32.766	241.0				
15th 52 Jeremy ALCOBA							QJMOTOR Gresini M SPA										
Runs=3		Total laps=23		Full laps=18 Valid laps=18				2	1'44.346	26.117	15.476	30.868	31.885	245.4			
1	3'48.177	30.566	15.637	31.025	31.988	242.1	3	1'44.008	25.772	15.362	30.732	32.142	246.5				
2	1'43.547	25.735	15.362	30.673	31.777	245.4	4	1'42.996	25.575	15.267	30.600	31.554	247.1				
3	1'43.061	25.597	15.300	30.589	31.575	246.0	5	1'42.896	25.414	15.253	30.599	31.630	247.1				
4	1'42.897	25.577	15.310	30.514	31.496	245.4	6	1'44.389 P	26.905	16.455	32.378	28.651	234.7				
5	1'42.816	25.544	15.271	30.550	31.451	246.5	7	1'51.772	30.083	16.114	32.741	32.834	242.6				
6	1'42.948	25.465	15.309	30.668	31.506	245.4	8	1'46.668	26.437	15.649	31.167	33.415	243.7				
7	1'40.169 P	25.596	15.333	30.646	28.594	244.8	9	1'52.996	26.057	15.591	39.030	32.318	243.7				
8	1'48.290	29.472	15.603	31.264	31.951	241.6	10	1'44.238	25.838	15.507	30.847	32.046	245.4				
9	1'43.363	25.664	15.307	30.717	31.675	246.0	11	1'43.928	25.797	15.485	30.716	31.930	245.4				
10	1'43.353	25.597	15.322	30.702	31.732	245.4	12	1'42.827 P	25.598	15.472	32.752	29.005	244.8				
11	1'43.357	25.630	15.386	30.741	31.600	245.4	13	1'48.353	28.891	15.769	31.393	32.300	242.1				
12	1'42.902	25.546	15.363	30.468	31.525	244.8	14	1'43.866	25.834	15.450	30.743	31.839	244.8				
13	1'43.027	25.567	15.338	30.599	31.523	246.0	15	1'43.441	25.625	15.415	30.619	31.782	244.8				
14	1'45.438	27.522	15.400	30.873	31.643	245.4	16	1'43.566	25.640	15.460	30.602	31.864	244.3				
15	1'42.696	25.464	15.277	30.511	31.444	246.5	17	1'43.367	25.683	15.374	30.673	31.637	246.5				
16	1'40.230 P	25.484	15.305	30.616	28.825	246.0	18	1'43.021	25.514	15.329	30.590	31.588	245.4				
17	1'51.522	32.866	15.626	31.161	31.869	243.2	PIT						25.551	18.203	37.613	29.790	169.5
18	1'43.475	25.610	15.438	30.715	31.712	244.8	18th 17 Alex ESCRIG						Forward Team SPA				
19	1'43.298	25.562	15.391	30.683	31.662	244.3	Runs=3		Total laps=14		Full laps=9 Valid laps=9						
20	1'43.115	25.628	15.350	30.570	31.567	246.0	1	3'23.680	34.715	17.189	33.584	33.410	233.2				
21	1'43.203	25.552	15.382	30.561	31.708	245.4	2	1'46.668	26.823	15.743	31.549	32.553	242.1				
22	1'43.356	25.774	15.351	30.616	31.615	244.8	3	1'46.282	26.025	15.544	32.429	32.284	246.5				
23	1'42.847	25.526	15.312	30.496	31.513	245.4											

Fastest Lap: Aron CANET Pons Wegow Los40 SPA **1'41.264** 25.065 15.142 29.993 31.064

These data/results cannot be reproduced, stored and/or transmitted in whole or in part by any manner of electronic, mechanical, photocopying, recording, broadcasting or otherwise now known or herein after developed without the previous express consent by the copyright owner, except for reproduction in daily press and regular printed publications on sale to the public within 60 days of the event related to those data/results and always provided that copyright symbol appears together as follows below.
© DORNA, 2023

Official MotoGP Timing by TISSOT
www.motogp.com

Jerez de la Frontera, Tuesday, May 02, 2023

Page 4 of 5



Free Practice Nr. 1

Moto2

Lap	Lap Time	T1	T2	T3	T4	Speed	Lap	Lap Time	T1	T2	T3	T4	Speed
4	1'44.732	25.854	15.487	31.312	32.079	244.3	17	1'50.027	30.641	15.671	31.369	32.346	242.6
5	1'40.691 P	25.820	15.446	31.050	28.375	244.3	18	1'44.693	25.861	15.524	31.034	32.274	243.2
6	1'51.790	31.719	16.065	31.769	32.237	227.3	19	1'43.865	25.650	15.435	30.925	31.855	244.8
7	1'44.224	25.875	15.494	30.864	31.991	245.4	20	1'43.882	25.713	15.490	30.872	31.807	243.7
8	1'45.711	25.803	16.354	31.045	32.509	240.0	21	1'45.939	25.926	16.299	31.451	32.263	232.7
9	1'43.775	25.657	15.367	30.688	32.063	244.8							
10	1'57.958 P	35.643	16.801	34.626	30.888	226.8							
11	1'56.167	32.815	16.631	33.319	33.402	222.2							
12	1'43.611	25.829	15.314	30.727	31.741	246.5							
13	1'43.011	25.499	15.312	30.556	31.644	246.0							
14	1'50.558	29.711	15.477	31.011	34.359	247.7							
	PIT	25.764	15.556	31.614	30.405	243.7							

19th 72 Borja GOMEZ Fantic Racing SPA
 Runs=5 Total laps=22 Full laps=13 Valid laps=13

1	2'55.958	29.831	16.899	31.943	32.526	232.2
2	1'44.329	25.898	15.534	30.933	31.964	243.7
3	1'42.426 P	25.990	16.272	32.427	27.737	235.2
4	1'48.936	29.607	15.822	31.389	32.118	240.0
5	1'44.419	26.257	15.524	30.776	31.862	240.5
6	1'43.204	25.430	15.447	30.533	31.794	243.7
7	1'43.356	25.415	15.439	30.798	31.704	242.1
8	1'42.045 P	25.447	15.456	33.268	27.874	241.6
9	1'48.726	29.137	15.749	31.642	32.198	237.3
10	1'43.799	25.666	15.482	30.780	31.871	243.2
11	1'43.576	25.542	15.419	30.749	31.866	243.7
12	1'44.771 P	25.550	15.486	35.520	28.215	244.3
13	1'54.883	28.994	16.915	34.436	34.538	213.4
14	1'43.747	25.583	15.530	30.749	31.885	243.2
15	1'43.581	25.490	15.526	30.673	31.892	243.2
16	1'40.787 P	26.252	15.696	31.334	27.505	239.4
17	1'47.904	28.985	15.587	31.075	32.257	243.2
18	1'43.112	25.387	15.410	30.510	31.805	244.3
19	1'43.077	25.444	15.368	30.545	31.720	243.2
20	1'47.722	28.852	16.037	30.973	31.860	241.6
21	1'44.655	25.551	15.348	31.882	31.874	244.8
22	1'43.411	25.503	15.324	30.726	31.858	244.8

20th 19 Lorenzo DALLA PO Pertamina Mandalika ITA
 Runs=4 Total laps=21 Full laps=14 Valid laps=14

1	3'25.624	29.945	16.013	32.041	32.277	241.0
2	1'44.582	25.962	15.422	31.028	32.170	246.0
3	1'43.432	25.657	15.346	30.682	31.747	245.4
4	1'43.451	25.490	15.376	30.802	31.783	245.4
5	1'43.632	25.551	15.423	30.846	31.812	244.8
6	1'51.830 P	32.135	15.990	34.631	29.074	242.1
7	1'51.618	31.113	15.948	32.133	32.424	242.6
8	1'44.790	26.029	15.537	31.175	32.049	243.7
9	1'44.612	25.832	15.515	31.204	32.061	244.3
10	1'41.147 P	25.913	15.540	31.257	28.437	244.8
11	1'52.762	32.648	15.911	31.945	32.258	242.1
12	1'44.533	25.957	15.551	31.012	32.013	243.7
13	1'44.232	25.819	15.443	31.033	31.937	244.3
14	1'44.318	25.727	15.534	31.000	32.057	243.7
15	1'44.240	25.759	15.523	31.001	31.957	243.7
16	1'52.048 P	28.141	17.179	34.926	31.802	227.3

Fastest Lap: Aron CANET Pons Wegow Los40 SPA **1'41.264** 25.065 15.142 29.993 31.064

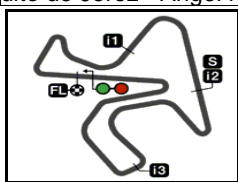
These data/results cannot be reproduced, stored and/or transmitted in whole or in part by any manner of electronic, mechanical, photocopying, recording, broadcasting or otherwise now known or herein after developed without the previous express consent by the copyright owner, except for reproduction in daily press and regular printed publications on sale to the public within 60 days of the event related to those data/results and always provided that copyright symbol appears together as follows below.
 © DORNA, 2023

Official MotoGP Timing by TISSOT
 www.motogp.com

Jerez de la Frontera, Tuesday, May 02, 2023

Page 5 of 5





4423 m.

Jerez Moto2™ & Moto3™ Official Test

Free Practice Nr. 1

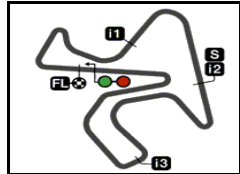
Best Partial Times

IT Ideal Lap Time, sum of the best partial times

BT Best Lap Time

T1		T2		T3		T4				IT	BT	
Pos	Rider	Time	Rider	Time	Rider	Time	Rider	Time	Pos	Rider	IT	BT
1	T.ARBOLINO	25.032	S.GARCIA	15.027	A.CANET	29.961	S.GARCIA	30.989	1	A.CANET	1'41.022	1'41.264 (1)
2	A.CANET	25.034	A.CANET	15.034	J.DIXON	29.969	A.CANET	30.993	2	S.GARCIA	1'41.161	1'41.282 (2)
3	S.LOWES	25.067	S.LOWES	15.073	S.GARCIA	30.000	S.LOWES	31.029	3	S.LOWES	1'41.189	1'41.357 (4)
4	J.DIXON	25.083	I.GUEVARA	15.074	S.LOWES	30.020	T.ARBOLINO	31.050	4	J.DIXON	1'41.234	1'41.318 (3)
5	A.ARENAS	25.130	C.VIETTI	15.088	A.ARENAS	30.021	A.ARENAS	31.057	5	T.ARBOLINO	1'41.314	1'41.366 (6)
6	A.OGURA	25.130	J.DIXON	15.103	T.ARBOLINO	30.083	J.DIXON	31.079	6	A.ARENAS	1'41.350	1'41.362 (5)
7	M.GONZALEZ	25.135	M.GONZALEZ	15.113	A.OGURA	30.102	A.OGURA	31.098	7	A.OGURA	1'41.468	1'41.516 (7)
8	S.GARCIA	25.145	A.OGURA	15.138	C.VIETTI	30.146	M.GONZALEZ	31.107	8	M.GONZALEZ	1'41.553	1'41.553 (8)
9	F.SALAC	25.151	A.ARENAS	15.142	F.SALAC	30.151	C.VIETTI	31.189	9	C.VIETTI	1'41.574	1'41.783 (9)
10	C.VIETTI	25.151	F.SALAC	15.147	B.BENDSNEYDE	30.183	I.GUEVARA	31.213	10	F.SALAC	1'41.745	1'41.877 (11)
11	L.TULOVIC	25.197	T.ARBOLINO	15.149	M.GONZALEZ	30.198	B.BENDSNEYDE	31.278	11	I.GUEVARA	1'41.797	1'41.838 (10)
12	S.KELLY	25.233	L.TULOVIC	15.203	I.GUEVARA	30.235	F.SALAC	31.296	12	B.BENDSNEY	1'41.941	1'42.098 (13)
13	B.BENDSNEYDE	25.262	S.KELLY	15.218	L.TULOVIC	30.236	L.TULOVIC	31.351	13	L.TULOVIC	1'41.987	1'41.987 (12)
14	I.GUEVARA	25.275	B.BENDSNEYDE	15.218	R.SKINNER	30.384	J.ALCOBA	31.444	14	S.KELLY	1'42.331	1'42.535 (14)
15	R.SKINNER	25.309	R.SKINNER	15.242	S.KELLY	30.392	S.KELLY	31.488	15	R.SKINNER	1'42.566	1'42.802 (16)
16	B.GOMEZ	25.387	M.RAMIREZ	15.253	J.ALCOBA	30.468	M.RAMIREZ	31.554	16	J.ALCOBA	1'42.647	1'42.696 (15)
17	M.RAMIREZ	25.414	J.ALCOBA	15.271	B.GOMEZ	30.510	R.SKINNER	31.631	17	M.RAMIREZ	1'42.811	1'42.896 (17)
18	J.ALCOBA	25.464	A.ESCRIG	15.312	A.ESCRIG	30.556	A.ESCRIG	31.644	18	B.GOMEZ	1'42.925	1'43.077 (19)
19	L.DALLA PORTA	25.490	B.GOMEZ	15.324	M.RAMIREZ	30.590	B.GOMEZ	31.704	19	A.ESCRIG	1'43.011	1'43.011 (18)
20	A.ESCRIG	25.499	L.DALLA PORTA	15.346	L.DALLA PORTA	30.682	L.DALLA PORTA	31.747	20	L.DALLA PORT	1'43.265	1'43.432 (20)

These data/results cannot be reproduced, stored and/or transmitted in whole or in part by any manner of electronic, mechanical, photocopying, recording, broadcasting or otherwise now known or herein after developed without the previous express consent by the copyright owner, except for reproduction in daily press and regular printed publications on sale to the public within 60 days of the event related to those data/results and always provided that copyright symbol appears together as follows below.
© DORNA, 2023




4423 m.

Jerez Moto2™ & Moto3™ Official Test

Free Practice Nr. 1

Fastest Laps Sequence

<i>Practice Time</i>	 <i>Rider</i>	<i>Nation</i>	<i>Motorcycle</i>	<i>Time</i>	<i>Km/h</i>	<i>Rider's Lap</i>
3'36.621	4 Sean Dylan KELLY	USA	KALEX	1'43.525	153.8	2
3'44.444	18 Manuel GONZALEZ	SPA	KALEX	1'42.532	155.2	2
4'30.443	14 Tony ARBOLINO	ITA	KALEX	1'42.097	155.9	2
6'12.105	14 Tony ARBOLINO	ITA	KALEX	1'41.662	156.6	3
6'29.089	96 Jake DIXON	GBR	KALEX	1'41.642	156.6	3
6'58.594	22 Sam LOWES	GBR	KALEX	1'41.357	157.0	3
39'46.076	11 Sergio GARCIA	SPA	KALEX	1'41.300	157.1	14
41'27.358	11 Sergio GARCIA	SPA	KALEX	1'41.282	157.2	15
1:11'32.070	40 Aron CANET	SPA	KALEX	1'41.264	157.2	17

These data/results cannot be reproduced, stored and/or transmitted in whole or in part by any manner of electronic, mechanical, photocopying, recording, broadcasting or otherwise now known or herein after developed without the previous express consent by the copyright owner, except for reproduction in daily press and regular printed publications on sale to the public within 60 days of the event related to those data/results and always provided that copyright symbol appears together as follows below.

© DORNA, 2023

Official MotoGP Timing by TISSOT
www.motogp.com

Jerez de la Frontera, Tuesday, May 02, 2023

