




4423 m.

Jerez Moto2™ & Moto3™ Official Test

Free Practice Nr. 2

Classification

6

	Rider	Nation	Team	Motorcycle	Time	Lap Total	Gap	Top Speed
1	40 Aron CANET	SPA	Pons Wegow Los40	KALEX	1'41.427	19 20		250.5
2	22 Sam LOWES	GBR	Elf Marc VDS Racing Team	KALEX	1'41.613	7 20	0.186 0.186	248.2
3	14 Tony ARBOLINO	ITA	Elf Marc VDS Racing Team	KALEX	1'41.762	5 16	0.335 0.149	248.2
4	12 Filip SALAC	CZE	QJMOTOR Gresini Moto2	KALEX	1'41.882	7 21	0.455 0.120	249.4
5	75 Albert ARENAS	SPA	Red Bull KTM Ajo	KALEX	1'41.902	5 27	0.475 0.020	249.4
6	96 Jake DIXON	GBR	Autosolar GASGAS Aspar M2	KALEX	1'42.160	4 15	0.733 0.258	249.4
7	79 Ai OGURA	JPN	IDEMITSU Honda Team Asia	KALEX	1'42.207	3 13	0.780 0.047	249.4
8	18 Manuel GONZALEZ	SPA	Correos Prepago Yamaha VR46 M	KALEX	1'42.235	4 25	0.808 0.028	250.0
9	28 Izan GUEVARA	SPA	Autosolar GASGAS Aspar M2	KALEX	1'42.461	25 26	1.034 0.226	251.7
10	3 Lukas TULOVIC	GER	Liqui Moly Husqvarna Intact GP	KALEX	1'42.500	8 26	1.073 0.039	248.8
11	52 Jeremy ALCOBA	SPA	QJMOTOR Gresini Moto2	KALEX	1'42.698	5 22	1.271 0.198	248.2
12	17 Alex ESCRIG	SPA	Forward Team	FORWARD	1'42.715	20 20	1.288 0.017	248.2
13	13 Celestino VIETTI	ITA	Fantic Racing	KALEX	1'42.735	21 21	1.308 0.020	250.0
14	72 Borja GOMEZ	SPA	Fantic Racing	KALEX	1'42.858	20 20	1.431 0.123	247.1
15	24 Marcos RAMIREZ	SPA	Forward Team	FORWARD	1'42.869	15 21	1.442 0.011	248.2
16	64 Bo BENDSNEYDER	NED	Pertamina Mandalika SAG Team	KALEX	1'43.096	4 16	1.669 0.227	246.0
17	4 Sean Dylan KELLY	USA	American Racing	KALEX	1'43.102	9 25	1.675 0.006	248.2
18	11 Sergio GARCIA	SPA	Pons Wegow Los40	KALEX	1'43.298	3 12	1.871 0.196	248.2
19	33 Rory SKINNER	GBR	American Racing	KALEX	1'43.450	5 22	2.023 0.152	245.4
20	19 Lorenzo DALLA PORTA	ITA	Pertamina Mandalika SAG Team	KALEX	1'43.844	19 19	2.417 0.394	248.8

Practice condition: Dry

Air: 30°

Humidity: 29%

Ground: 35°

Fastest Lap:	Lap: 19	Aron CANET	1'41.427	156.9 Km/h
Best Race Lap:	2021	Sam LOWES	1'41.313	157.1 Km/h
All Time Lap Record:	2023	Aron CANET	1'40.640	158.2 Km/h

The results are provisional until the end of the limit for protest and appeals.

Time limit for protest expires 30' after publication of the results - Time:

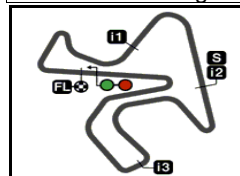
These data/results cannot be reproduced, stored and/or transmitted in whole or in part by any manner of electronic, mechanical, photocopying, recording, broadcasting or otherwise now known or herein after developed without the previous express consent by the copyright owner, except for reproduction in daily press and regular printed publications on sale to the public within 60 days of the event related to those data/results and always provided that copyright symbol appears together as follows below.

© DORNA, 2023

Official MotoGP Timing by TISSOT
www.motogp.com

Jerez de la Frontera, Tuesday, May 02, 2023




4423 m.

Jerez Moto2™ & Moto3™ Official Test

Free Practice Nr. 2

Combined Practice Times

7

		Rider	Nation	Team	MOTORCYCLE	FP1	FP2	Gap		
1	40	A.CANET	SPA	Pons Wegow Los40	KALEX	1'41.264	17	1'41.427	19	
2	11	S.GARCIA	SPA	Pons Wegow Los40	KALEX	1'41.282	15	1'43.298	3	0.018 0.018
3	96	J.DIXON	GBR	Autosolar GASGAS Aspar M2	KALEX	1'41.318	21	1'42.160	4	0.054 0.036
4	22	S.LOWES	GBR	Elf Marc VDS Racing Team	KALEX	1'41.357	3	1'41.613	7	0.093 0.039
5	75	A.ARENAS	SPA	Red Bull KTM Ajo	KALEX	1'41.362	25	1'41.902	5	0.098 0.005
6	14	T.ARBOLINO	ITA	Elf Marc VDS Racing Team	KALEX	1'41.366	6	1'41.762	5	0.102 0.004
7	79	A.OGURA	JPN	IDEMITSU Honda Team Asia	KALEX	1'41.516	19	1'42.207	3	0.252 0.150
8	18	M.GONZALEZ	SPA	Correos Prepago Yamaha VR46 MasterCamp	KALEX	1'41.553	21	1'42.235	4	0.289 0.037
9	13	C.VIETTI	ITA	Fantic Racing	KALEX	1'41.783	4	1'42.735	21	0.519 0.230
10	28	I.GUEVARA	SPA	Autosolar GASGAS Aspar M2	KALEX	1'41.838	18	1'42.461	25	0.574 0.055
11	12	F.SALAC	CZE	QJMOTOR Gresini Moto2	KALEX	1'41.877	8	1'41.882	7	0.613 0.039
12	3	L.TULOVIC	GER	Liqui Moly Husqvarna Intact GP	KALEX	1'41.987	21	1'42.500	8	0.723 0.110
13	64	B.BENDSNEYDEI	NED	Pertamina Mandalika SAG Team	KALEX	1'42.098	23	1'43.096	4	0.834 0.111
14	4	S.KELLY	USA	American Racing	KALEX	1'42.535	13	1'43.102	9	1.271 0.437
15	52	J.ALCOBA	SPA	QJMOTOR Gresini Moto2	KALEX	1'42.696	15	1'42.698	5	1.432 0.161
16	17	A.ESCRIG	SPA	Forward Team	FORWARD	1'43.011	13	1'42.715	20	1.451 0.019
17	33	R.SKINNER	GBR	American Racing	KALEX	1'42.802	5	1'43.450	5	1.538 0.087
18	72	B.GOMEZ	SPA	Fantic Racing	KALEX	1'43.077	19	1'42.858	20	1.594 0.056
19	24	M.RAMIREZ	SPA	Forward Team	FORWARD	1'42.896	5	1'42.869	15	1.605 0.011
20	19	L.DALLA PORTA	ITA	Pertamina Mandalika SAG Team	KALEX	1'43.432	3	1'43.844	19	2.168 0.563

Pole Position Record:	2021	Remy GARDNER	1'40.667	158.1 Km/h
Best Race Lap:	2021	Sam LOWES	1'41.313	157.1 Km/h
All Time Lap Record:	2023	Aron CANET	1'40.640	158.2 Km/h

The results are provisional until the end of the limit for protest and appeals.

Time limit for protest expires 60' after publication of the results - Time:

These data/results cannot be reproduced, stored and/or transmitted in whole or in part by any manner of electronic, mechanical, photocopying, recording, broadcasting or otherwise now known or herein after developed without the previous express consent by the copyright owner, except for reproduction in daily press and regular printed publications on sale to the public within 60 days of the event related to those data/results and always provided that copyright symbol appears together as follows below.

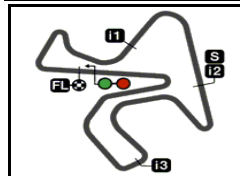
© DORNA, 2023

Official MotoGP Timing by TISSOT

www.motogp.com

Jerez de la Frontera, Tuesday, May 02, 2023





4423 m.

Jerez Moto2™ & Moto3™ Official Test

Free Practice Nr. 2

Top Speed & Average

8



Rider	Nation	Motorcycle	Top 5 speeds					Average	Top
28 Izan GUEVARA	SPA	KALEX	251.7	249.4	248.2	248.2	248.2	248.9	251.7
40 Aron CANET	SPA	KALEX	250.5	249.4	248.2	247.7	247.1	248.2	250.5
13 Celestino VIETTI	ITA	KALEX	250.0	248.8	248.2	248.2	247.7	248.0	250.0
18 Manuel GONZALEZ	SPA	KALEX	250.0	250.0	248.8	248.8	248.2	249.0	250.0
12 Filip SALAC	CZE	KALEX	249.4	248.2	247.7	247.7	247.7	248.1	249.4
75 Albert ARENAS	SPA	KALEX	249.4	249.4	248.8	248.8	248.2	248.5	249.4
79 Ai OGURA	JPN	KALEX	249.4	249.4	249.4	248.8	248.2	248.7	249.4
96 Jake DIXON	GBR	KALEX	249.4	248.8	247.7	247.7	247.1	247.8	249.4
3 Lukas TULOVIC	GER	KALEX	248.8	248.8	248.2	247.7	247.7	248.2	248.8
19 Lorenzo DALLA PORTA	ITA	KALEX	248.8	247.1	246.5	246.5	246.5	246.9	248.8
4 Sean Dylan KELLY	USA	KALEX	248.2	247.1	247.1	247.1	247.1	247.3	248.2
11 Sergio GARCIA	SPA	KALEX	248.2	248.2	247.7	246.5	246.0	247.1	248.2
14 Tony ARBOLINO	ITA	KALEX	248.2	248.2	247.7	247.7	247.7	247.9	248.2
17 Alex ESCRIG	SPA	FORWARD	248.2	248.2	247.7	247.7	247.1	247.5	248.2
22 Sam LOWES	GBR	KALEX	248.2	248.2	248.2	248.2	247.7	248.0	248.2
24 Marcos RAMIREZ	SPA	FORWARD	248.2	248.2	248.2	247.7	247.7	247.9	248.2
52 Jeremy ALCOBA	SPA	KALEX	248.2	248.2	247.7	247.7	247.1	247.7	248.2
72 Borja GOMEZ	SPA	KALEX	247.1	247.1	247.1	246.5	246.5	246.9	247.1
64 Bo BENDSNEYDER	NED	KALEX	246.0	245.4	244.8	244.8	244.8	245.1	246.0
33 Rory SKINNER	GBR	KALEX	245.4	245.4	245.4	245.4	244.8	245.1	245.4

These data/results cannot be reproduced, stored and/or transmitted in whole or in part by any manner of electronic, mechanical, photocopying, recording, broadcasting or otherwise now known or herein after developed without the previous express consent by the copyright owner, except for reproduction in daily press and regular printed publications on sale to the public within 60 days of the event related to those data/results and always provided that copyright symbol appears together as follows below.

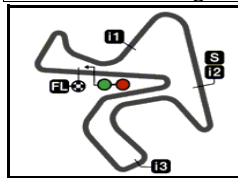
© DORNA, 2023

Official MotoGP Timing by TISSOT
www.motogp.com





Jerez de la Frontera, Tuesday, May 02, 2023



4423 m.

Jerez Moto2™ & Moto3™ Official Test

Free Practice Nr. 2

Chronological Analysis of Performances

9

* Lap / Sector time cancelled T1 Time from finish line to 1st intermediate T3 Time from 2nd intermed. to 3rd intermed.
 P Crossing the finish line in pit lane T2 Time from 1st intermed. to 2nd intermed. T4 Time from 3rd intermediate to finish line

Lap	Lap Time	T1	T2	T3	T4	Speed	Lap	Lap Time	T1	T2	T3	T4	Speed				
1st 40 Aron CANET Pons Wegow Los40 SPA Runs=5 Total laps=20 Full laps=11 Valid laps=11							3rd 14 Tony ARBOLINO Elf Marc VDS Racing ITA Runs=3 Total laps=16 Full laps=11 Valid laps=11										
1	3'55.391	30.381	15.674	30.246	31.419	246.5	1	2'53.096	27.454	15.452	30.576	31.842	244.8				
2	1'41.930	25.200	15.041	30.258	31.431	250.5	2	1'42.420	25.380	15.225	30.375	31.440	248.2				
3	1'41.651	25.185	15.056	30.074	31.336	249.4	3	1'42.178	25.297	15.197	30.238	31.446	247.7				
4	1'40.067 P	25.251	16.299	30.971	27.546	244.3	4	1'42.166	25.364	15.194	30.177	31.431	247.7				
5	1'46.410	29.162	15.288	30.316	31.644	244.8	5	1'41.762	25.312	15.135	30.127	31.188	247.7				
6	1'42.808	25.276	15.257	30.841	31.434	246.0	6	1'42.549 P	25.305	16.687	32.282	28.275	219.0				
7	1'42.175	25.281	15.306	30.138	31.450	245.4	7	1'46.474	28.092	15.620	30.867	31.895	244.3				
8	1'42.088	25.298	15.224	30.225	31.341	246.0	8	1'42.915	25.455	15.203	30.628	31.629	248.2				
9	1'46.322 P	25.357	16.734	32.574	31.657	203.3	9	1'43.286	25.723	15.386	30.519	31.658	247.1				
10	1'50.804	33.276	15.400	30.403	31.725	245.4	10	1'40.066 P	25.638	15.333	30.445	28.650	247.7				
11	1'43.171	25.533	15.228	30.882	31.528	246.5	11	1'46.378	28.009	15.559	30.907	31.903	244.8				
12	1'42.173	25.400	15.224	30.118	31.431	247.1	12	1'43.346	25.804	15.337	30.442	31.763	247.1				
13	1'47.323 P	28.425	15.936	32.537	30.425	223.1	13	1'42.968	25.475	15.223	30.594	31.676	247.1				
14	1'46.097	28.913	15.283	30.231	31.670	247.1	14	1'42.570	25.477	15.229	30.346	31.518	246.0				
15	1'42.256	25.424	15.199	30.268	31.365	246.5	15	1'45.364	26.635	16.059	30.758	31.912	247.1				
16	1'42.213	25.386	15.187	30.219	31.421	247.7	16	1'42.630	25.502	15.300	30.308	31.520	247.1				
17	1'37.536 P	25.317	15.102	30.172	26.945	248.2	PIT						26.626	15.852	31.861	28.214	243.2
18	1'48.046	30.773	15.151	30.249	31.873	245.4	4th 12 Filip SALAC QJMOTOR Gresini M CZE Runs=4 Total laps=21 Full laps=14 Valid laps=14										
19	1'41.427	25.219	15.031	29.963	31.214	246.5	1	3'46.310	27.766	15.613	30.942	31.870	244.8				
20	1'41.555	25.188	15.117	30.049	31.201	247.1	2	1'43.605	25.528	15.307	30.669	32.101	247.7				
2nd 22 Sam LOWES Elf Marc VDS Racing GBR Runs=4 Total laps=20 Full laps=13 Valid laps=13							3	1'43.322	25.513	15.354	30.417	32.038	246.5				
1	3'39.876	30.272	15.713	31.063	31.905	243.7	4	1'43.819	25.598	15.400	30.645	32.176	242.6				
2	1'56.706	25.435	15.182	32.287	43.802	248.2	5	1'43.924 P	25.555	15.259	33.794	29.316	249.4				
3	1'41.960	25.430	15.191	30.062	31.277	247.1	6	1'49.632	30.089	15.701	31.628	32.214	244.3				
4	1'42.229 P	25.595	16.044	32.144	28.446	239.4	7	1'41.882	25.236	15.132	30.164	31.350	244.3				
5	1'52.278	33.962	15.567	30.872	31.877	247.1	8	1'42.092	25.198	15.156	30.267	31.471	247.1				
6	1'42.013	25.274	15.175	30.281	31.283	248.2	9	1'42.572	25.280	15.203	30.371	31.718	247.1				
7	1'41.613	25.159	15.126	30.055	31.273	248.2	10	1'42.657	25.379	15.255	30.418	31.605	246.0				
8	1'41.843	25.234	15.107	30.013	31.489	248.2	11	1'42.767	25.378	15.267	30.385	31.737	246.0				
9	1'44.384	25.389	15.704	31.624	31.667	237.8	12	1'48.811 P	28.726	16.236	32.064	31.785	242.6				
10	1'41.939	25.303	15.129	30.215	31.292	247.1	13	1'48.834	29.615	15.693	31.310	32.216	244.8				
11	1'41.399 P	26.223	15.543	31.513	28.120	242.6	14	1'42.848	25.579	15.284	30.343	31.642	248.2				
12	1'50.284	31.964	15.579	30.960	31.781	243.7	15	1'43.081	25.423	15.256	30.633	31.769	247.7				
13	1'42.582	25.367	15.220	30.502	31.493	247.7	16	1'41.990 P	25.474	15.258	31.010	30.248	247.7				
14	1'42.715	25.496	15.247	30.280	31.692	246.5	17	2'00.146	37.169	17.174	32.919	32.884	200.0				
15	1'42.372	25.468	15.204	30.236	31.464	247.1	18	1'43.871	25.766	15.480	30.658	31.967	244.8				
16	1'42.383	25.504	15.248	30.243	31.388	246.5	19	1'43.236	25.607	15.369	30.470	31.790	246.0				
17	1'42.437	25.421	15.242	30.349	31.425	247.7	20	1'43.256	25.547	15.312	30.349	32.048	246.5				
18	1'42.019	25.359	15.199	30.160	31.301	247.7	21	1'43.244	25.539	15.299	30.631	31.775	246.0				
19	1'40.906 P	26.157	15.617	31.100	28.032	241.6											
20	1'47.301	29.009	15.495	30.789	32.008	245.4											

Fastest Lap: Aron CANET Pons Wegow Los40 SPA **1'41.427** 25.219 15.031 29.963 31.214

These data/results cannot be reproduced, stored and/or transmitted in whole or in part by any manner of electronic, mechanical, photocopying, recording, broadcasting or otherwise now known or herein after developed without the previous express consent by the copyright owner, except for reproduction in daily press and regular printed publications on sale to the public within 60 days of the event related to those data/results and always provided that copyright symbol appears together as follows below.
 © DORNA, 2023



Free Practice Nr. 2

Moto2

Lap	Lap Time	T1	T2	T3	T4	Speed	Lap	Lap Time	T1	T2	T3	T4	Speed	
5th	75	Albert ARENAS Red Bull KTM Ajo SPA					6	1'48.983	P	25.417	15.187	38.035	30.344	249.4
		Runs=3	Total laps=27	Full laps=22	Valid laps=22		7	1'51.355		32.113	15.694	31.263	32.285	244.8
1	3'01.405	29.207	16.023	34.469	32.686	243.7	8	1'43.039		25.534	15.269	30.490	31.746	247.7
2	1'43.834	25.952	15.419	30.472	31.991	247.7	9	1'43.184		25.385	15.544	30.508	31.747	248.2
3	1'42.784	25.488	15.248	30.471	31.577	248.2	10	4'58.793	P	25.437	15.269			248.2
4	1'42.396	25.506	15.246	30.253	31.391	247.1	11	1'52.411		32.502	15.738	31.434	32.737	246.0
5	1'41.902	25.344	15.181	30.105	31.272	248.2	12	1'46.461		25.852	15.350	33.052	32.207	242.1
6	1'42.401	25.283	15.173	30.411	31.534	249.4	13	1'44.531		25.545	15.319	31.039	32.628	248.2
7	1'42.222	25.312	15.310	30.176	31.424	248.2								
8	1'42.788	25.336	15.291	30.506	31.655	247.7	8th	18	Manuel GONZALEZ Correos Prepago Yam SPA					
9	1'42.258	25.393	15.211	30.238	31.416	249.4			Runs=5	Total laps=25	Full laps=16	Valid laps=16		
10	1'47.561	P	29.990	16.987	32.207	28.377	1	2'06.540		28.708	15.627	30.813	31.986	245.4
11	1'48.237		29.847	15.468	31.051	31.871	2	1'42.415		25.458	15.206	30.344	31.407	247.1
12	1'42.572		25.346	15.249	30.366	31.611	3	1'42.673		25.497	15.163	30.434	31.579	248.8
13	1'42.376		25.462	15.209	30.291	31.414	4	1'42.235		25.340	15.153	30.346	31.396	250.0
14	1'42.186		25.368	15.198	30.229	31.391	5	1'43.089		25.357	15.168	30.458	32.106	250.0
15	1'41.977		25.259	15.144	30.183	31.391	6	1'38.043	P	25.387	15.134	30.360	27.162	248.8
16	1'42.281		25.328	15.221	30.250	31.482	7	1'48.428		30.182	15.454	30.622	32.170	244.3
17	1'42.127		25.350	15.230	30.167	31.380	8	1'42.771		25.582	15.304	30.363	31.522	247.1
18	1'42.108		25.279	15.208	30.175	31.446	9	1'42.550		25.491	15.203	30.436	31.420	247.1
19	1'42.179		25.399	15.247	30.107	31.426	10	1'42.553		25.537	15.224	30.317	31.475	247.1
20	1'48.168	P	30.284	17.093	32.160	28.631	11	1'43.021		25.660	15.306	30.426	31.629	246.0
21	1'47.530		28.911	15.700	30.924	31.995	12	1'43.162	P	27.647	15.799	31.649	28.067	244.3
22	1'42.564		25.448	15.218	30.433	31.465	13	1'48.380		30.273	15.562	30.682	31.863	245.4
23	1'42.263		25.347	15.206	30.387	31.323	14	1'43.322		25.802	15.437	30.516	31.567	248.2
24	1'42.107		25.283	15.186	30.300	31.338	15	1'42.960		25.572	15.236	30.474	31.678	247.7
25	1'42.080		25.424	15.166	30.177	31.313	16	1'42.692		25.503	15.228	30.392	31.569	247.7
26	1'41.988		25.301	15.206	30.169	31.312	17	1'43.028		25.561	15.291	30.542	31.634	247.1
27	1'42.048		25.309	15.214	30.159	31.366	18	1'45.865	P	29.022	16.053	32.534	28.256	238.9
							19	1'47.062		29.144	15.437	30.699	31.782	244.3
6th	96	Jake DIXON Autosolar GASGAS A GBR					20	1'42.860		25.544	15.296	30.489	31.531	245.4
		Runs=3	Total laps=15	Full laps=10	Valid laps=10		21	1'39.690	P	26.105	15.321	30.600	27.664	247.1
1	2'01.009		27.831	15.625	30.967	32.047	22	1'52.610		31.623	15.754	32.070	33.163	244.3
2	1'42.430		25.490	15.295	30.180	31.465	23	1'43.190		25.761	15.323	30.485	31.621	247.1
3	1'47.345		25.177	15.173	35.396	31.599	24	1'43.061		25.558	15.233	30.532	31.738	248.2
4	1'42.160		25.241	15.163	30.225	31.531	25	1'43.810		25.647	15.291	30.598	32.274	246.5
5	1'42.487		25.213	15.430	30.190	31.654								
6	1'43.202	P	25.341	15.256	34.358	28.247	9th	28	Izan GUEVARA Autosolar GASGAS A SPA					
7	1'47.185		29.098	15.513	30.758	31.816			Runs=4	Total laps=26	Full laps=19	Valid laps=19		
8	1'43.215		25.450	15.376	30.412	31.977	1	2'29.715		30.137	16.099	31.901	32.829	242.6
9	1'42.460		25.268	15.244	30.212	31.736	2	1'44.539		26.287	15.464	30.735	32.053	248.2
10	1'42.090	P	25.302	15.351	32.925	28.512	3	1'43.887		25.764	15.328	30.772	32.023	247.7
11	1'47.460		29.040	15.619	30.876	31.925	4	1'43.346		25.733	15.335	30.526	31.752	248.2
12	1'42.963		25.464	15.330	30.455	31.714	5	1'43.213		25.653	15.295	30.440	31.825	247.7
13	1'42.836		25.461	15.330	30.396	31.649	6	1'43.153		25.623	15.274	30.561	31.695	248.2
14	1'42.749		25.433	15.331	30.376	31.609	7	1'42.713	P	27.892	15.575	31.526	27.720	247.1
15	1'42.645		25.400	15.310	30.367	31.568	8	1'49.186		30.688	15.484	31.082	31.932	246.5
	PIT		28.362	17.780	34.671	28.996	9	1'43.896		25.603	15.255	31.215	31.823	247.1
							10	1'42.756		25.529	15.236	30.399	31.592	247.1
7th	79	Ai OGURA IDEMITSU Honda Tea JPN					11	1'42.619		25.531	15.150	30.373	31.565	247.7
		Runs=3	Total laps=13	Full laps=8	Valid laps=8		12	1'43.173		25.551	15.183	30.579	31.860	247.7
1	3'32.252		32.402	15.850	31.596	32.267	13	1'43.017		25.635	15.185	30.426	31.771	247.7
2	1'43.171		25.606	15.207	30.401	31.957	14	1'43.345		25.584	15.270	30.578	31.913	247.7
3	1'42.207		25.357	15.135	30.236	31.479	15	1'44.751		25.701	15.273	31.761	32.016	248.2
4	1'42.284		25.328	15.140	30.239	31.577	16	1'43.190		25.615	15.235	30.596	31.744	247.7
5	1'42.375		25.335	15.164	30.242	31.634	17	1'40.659	P	25.808	15.275	32.217	27.359	246.0

Fastest Lap: Aron CANET Pons Wegow Los40 SPA **1'41.427** 25.219 15.031 29.963 31.214

These data/results cannot be reproduced, stored and/or transmitted in whole or in part by any manner of electronic, mechanical, photocopying, recording, broadcasting or otherwise now known or herein after developed without the previous express consent by the copyright owner, except for reproduction in daily press and regular printed publications on sale to the public within 60 days of the event related to those data/results and always provided that copyright symbol appears together as follows below.
© DORNA, 2023

Free Practice Nr. 2

Moto2

Lap	Lap Time	T1	T2	T3	T4	Speed	Lap	Lap Time	T1	T2	T3	T4	Speed
18	1'52.097	30.172	16.138	33.429	32.358	196.0	15	1'43.659	25.726	15.424	30.692	31.817	244.8
19	1'43.151	25.656	15.306	30.491	31.698	248.2	16	1'43.942	25.765	15.455	30.826	31.896	244.8
20	1'43.358	25.514	15.164	30.815	31.865	251.7	17	1'43.688	25.750	15.370	30.742	31.826	246.5
21	1'42.863	25.527	15.240	30.482	31.614	247.7	18	1'43.641	25.726	15.372	30.686	31.857	246.0
22	1'43.426 P	26.166	17.712	32.427	27.121	213.4	19	1'40.972 P	25.760	15.376	31.274	28.562	243.7
23	1'50.579	32.122	15.641	30.930	31.886	244.3	20	1'48.752	30.018	15.598	31.071	32.065	244.3
24	1'42.766	25.402	15.350	30.380	31.634	247.1	21	1'43.869	25.798	15.443	30.700	31.928	246.0
25	1'42.461	25.407	15.171	30.408	31.475	249.4	22	1'43.729	25.728	15.394	30.810	31.797	246.0
26	1'42.813	25.442	15.221	30.503	31.647	247.1							
	PIT	25.441	17.996	33.401	29.008	190.8							

10th 3		Lukas TULOVIC		Liqui Moly Husqvarna		GER	
		Runs=4	Total laps=26	Full laps=19	Valid laps=19		
1	3'22.218	29.087	15.727	31.557	32.122	243.2	
2	1'46.855	25.980	15.372	32.643	32.860	247.7	
3	1'43.605	25.667	15.298	30.866	31.774	248.8	
4	1'43.695	25.416	15.163	31.313	31.803	248.2	
5	1'45.738	25.980	15.327	30.557	33.874	248.8	
6	1'39.588 P	26.077	15.402	31.129	26.980	246.5	
7	1'46.840	28.595	15.625	30.919	31.701	243.2	
8	1'42.500	25.368	15.228	30.406	31.498	246.5	
9	1'42.583	25.380	15.242	30.388	31.573	246.5	
10	1'42.782	25.538	15.315	30.377	31.552	246.5	
11	1'39.018 P	25.624	15.363	30.542	27.489	246.0	
12	1'50.395	31.789	15.651	31.068	31.887	243.7	
13	1'44.655	25.767	15.422	31.691	31.775	246.5	
14	1'43.793	25.701	15.445	30.780	31.867	245.4	
15	1'43.082	25.660	15.310	30.519	31.593	245.4	
16	1'43.165	25.628	15.342	30.453	31.742	247.1	
17	1'42.914	25.612	15.292	30.420	31.590	246.0	
18	1'40.182 P	25.851	15.561	30.967	27.803	245.4	
19	1'46.499	28.342	15.528	30.884	31.745	244.8	
20	1'42.722	25.529	15.198	30.473	31.522	246.5	
21	1'46.443	25.999	15.278	30.762	34.404	247.7	
22	1'43.661	25.695	15.375	30.770	31.821	246.0	
23	1'43.144	25.690	15.297	30.513	31.644	246.5	
24	1'44.063	25.644	15.367	31.126	31.926	247.1	
25	1'43.278	25.643	15.337	30.486	31.812	246.5	
26	1'43.562	25.628	15.364	30.624	31.946	246.0	

11th 52		Jeremy ALCOBA		QJMOTOR Gresini		M SPA	
		Runs=4	Total laps=22	Full laps=15	Valid laps=15		
1	2'58.464	28.680	16.320	31.739	31.861	238.9	
2	1'43.402	25.754	15.289	30.818	31.541	248.2	
3	1'43.102	25.535	15.307	30.813	31.447	248.2	
4	1'42.766	25.572	15.256	30.490	31.448	246.0	
5	1'42.698	25.548	15.267	30.367	31.516	245.4	
6	1'45.462	25.471	15.334	32.938	31.719	247.7	
7	1'39.609 P	25.461	15.343	30.574	28.231	247.1	
8	1'47.105	28.299	15.671	31.167	31.968	243.7	
9	1'43.843	25.722	15.328	31.024	31.769	246.5	
10	1'43.355	25.623	15.336	30.568	31.828	247.1	
11	1'43.531	25.669	15.339	30.711	31.812	247.7	
12	1'39.522 P	25.786	15.371	30.700	27.665	246.5	
13	1'47.448	28.729	15.636	31.036	32.047	243.2	
14	1'43.991	25.902	15.387	30.820	31.882	245.4	

12th 17		Alex ESCRIG		Forward Team		SPA	
		Runs=4	Total laps=20	Full laps=13	Valid laps=13		
1	4'57.485	37.512	17.054	33.825	34.554	234.2	
2	1'49.578	27.218	16.072	33.113	33.175	241.0	
3	1'49.149	27.188	15.661	33.851	32.449	246.5	
4	1'44.698	26.005	15.356	31.161	32.176	247.1	
5	1'46.551	25.835	15.537	33.124	32.055	243.2	
6	1'43.724	25.685	15.441	30.625	31.973	247.1	
7	1'52.199 P	29.377	17.517	34.558	30.747	211.7	
8	2'04.091	38.463	17.005	34.821	33.802	227.8	
9	1'48.042	26.515	15.701	32.783	33.043	241.0	
10	1'44.354	26.015	15.454	30.824	32.061	246.5	
11	1'44.010	25.731	15.436	30.787	32.056	246.0	
12	1'46.440 P	25.731	15.557	33.706	31.446	247.1	
13	1'53.767	31.505	16.296	32.984	32.982	238.4	
14	1'44.408	26.195	15.384	30.984	31.845	247.1	
15	1'43.064	25.658	15.320	30.403	31.683	247.7	
16	1'43.087	25.545	15.364	30.406	31.772	248.2	
17	1'51.340 P	30.210	17.358	34.099	29.673	205.3	
18	1'55.623	32.556	16.604	34.012	32.451	235.8	
19	1'44.294	25.681	15.313	30.621	32.679	247.7	
20	1'42.715	25.443	15.263	30.374	31.635	248.2	
	PIT	33.757	17.397	34.670	31.598	203.3	

13th 13		Celestino VIETTI		Fantic Racing		ITA	
		Runs=3	Total laps=21	Full laps=16	Valid laps=16		
1	5'41.980	28.880	15.422	30.903	31.821	247.1	
2	1'43.248	25.443	15.197	30.902	31.706	250.0	
3	1'42.922	25.447	15.282	30.514	31.679	247.7	
4	1'43.037	25.422	15.347	30.534	31.734	248.8	
5	1'43.007	25.486	15.354	30.430	31.737	247.7	
6	1'45.068 P	25.559	15.328	33.475	30.706	247.1	
7	1'54.485	29.033	15.544	37.695	32.213	247.1	
8	1'43.696	25.581	15.353	30.932	31.830	247.7	
9	1'43.116	25.550	15.305	30.553	31.708	247.7	
10	1'43.086	25.499	15.283	30.577	31.727	248.2	
11	1'43.102	25.513	15.299	30.566	31.724	247.7	
12	1'40.628 P	25.546	15.281	30.664	29.137	248.2	
13	1'53.431	33.982	16.011	31.379	32.059	239.4	
14	1'43.184	25.646	15.342	30.529	31.667	247.7	
15	1'42.982	25.556	15.297	30.478	31.651	247.7	
16	1'43.259	25.573	15.339	30.472	31.875	247.7	
17	1'42.985	25.459	15.328	30.515	31.683	246.5	
18	1'42.922	25.482	15.294	30.482	31.664	247.1	
19	1'42.859	25.547	15.345	30.447	31.520	247.7	
20	1'42.856	25.506	15.310	30.413	31.627	247.7	
21	1'42.735	25.477	15.364	30.404	31.490	247.7	

Fastest Lap:	Aron CANET	Pons Wegow Los40	SPA	1'41.427	25.219	15.031	29.963	31.214
---------------------	------------	------------------	-----	----------	--------	--------	--------	--------

These data/results cannot be reproduced, stored and/or transmitted in whole or in part by any manner of electronic, mechanical, photocopying, recording, broadcasting or otherwise now known or herein after developed without the previous express consent by the copyright owner, except for reproduction in daily press and regular printed publications on sale to the public within 60 days of the event related to those data/results and always provided that copyright symbol appears together as follows below.
© DORNA, 2023



Free Practice Nr. 2

Moto2

Lap	Lap Time	T1	T2	T3	T4	Speed	Lap	Lap Time	T1	T2	T3	T4	Speed	
14th	72	Borja GOMEZ					Fantic Racing	SPA						
		Runs=3	Total laps=20	Full laps=15	Valid laps=15									
1	6'31.056	29.946	15.649	31.295	32.399	245.4	5	1'50.154	30.575	16.746	30.895	31.938	220.8	
2	1'44.069	25.733	15.452	30.874	32.010	246.0	6	1'45.363	25.776	15.891	31.870	31.826	216.0	
3	1'43.504	25.648	15.398	30.571	31.887	245.4	7	1'37.586	P 25.579	15.304	30.486	26.217	244.3	
4	1'43.513	25.512	15.372	30.728	31.901	247.1	8	1'48.022	29.487	15.521	30.919	32.095	245.4	
5	1'45.764	26.071	15.922	31.637	32.134	240.0	9	1'43.901	25.727	15.430	30.706	32.038	244.8	
6	1'42.714	P 25.638	15.510	33.575	27.991	244.3	10	1'43.847	25.790	15.418	30.699	31.940	244.3	
7	1'50.263	29.263	16.027	31.845	33.128	244.8	11	1'40.410	P 26.586	15.821	31.051	26.952	241.0	
8	1'44.239	25.843	15.537	30.727	32.132	244.3	12	1'48.038	29.783	15.599	30.832	31.824	242.6	
9	1'44.189	25.707	15.458	30.922	32.102	246.5	13	1'43.211	25.604	15.313	30.583	31.711	244.8	
10	1'44.835	25.609	15.436	31.142	32.648	246.0	14	1'43.450	25.706	15.341	30.543	31.860	243.7	
11	1'44.026	25.599	15.468	30.851	32.108	246.0	15	1'43.397	25.721	15.382	30.515	31.779	244.3	
12	1'41.517	P 25.687	16.211	31.749	27.870	231.7	16	1'43.349	25.700	15.347	30.543	31.759	246.0	
13	1'50.185	29.807	15.879	31.239	33.260	243.2								
14	1'43.357	25.592	15.364	30.580	31.821	247.1								
15	1'42.947	25.418	15.332	30.451	31.746	245.4								
16	1'43.062	25.458	15.337	30.441	31.826	246.0								
17	1'43.432	25.486	15.377	30.646	31.923	246.0								
18	1'43.352	25.486	15.389	30.667	31.810	246.0								
19	1'42.968	25.412	15.396	30.477	31.683	247.1								
20	1'42.858	25.400	15.344	30.430	31.684	246.5								
	PIT	25.498	16.851	35.666	27.092	216.8								
15th	24	Marcos RAMIREZ					Forward Team	SPA						
		Runs=4	Total laps=21	Full laps=14	Valid laps=14									
1	2'10.649	28.505	15.699	31.093	32.288	244.3								
2	1'43.934	25.818	15.426	30.692	31.998	246.5								
3	1'43.728	25.619	15.357	30.903	31.849	247.7								
4	1'43.251	25.529	15.276	30.565	31.881	248.2								
5	1'47.491	25.662	16.674	33.087	32.068	184.6								
6	1'43.197	P 25.584	15.305	32.666	29.642	248.2								
7	1'50.080	28.709	15.614	31.236	34.521	244.3								
8	1'43.635	25.735	15.385	30.580	31.935	245.4								
9	1'43.249	25.581	15.393	30.496	31.779	245.4								
10	1'43.122	25.523	15.279	30.560	31.760	247.1								
11	1'49.981	25.569	16.912	33.005	34.495	209.3								
12	1'39.526	P 25.635	15.368	30.593	27.930	247.7								
13	1'50.986	29.668	16.708	32.284	32.326	204.9								
14	1'43.679	25.809	15.443	30.547	31.880	247.7								
15	1'42.869	25.517	15.318	30.336	31.698	247.7								
16	1'38.291	P 25.503	15.261	30.808	26.719	247.1								
17	1'58.845	36.359	15.989	31.218	35.279	243.7								
18	1'43.321	25.619	15.305	30.599	31.798	246.5								
19	1'42.921	25.431	15.285	30.478	31.727	246.5								
20	1'43.235	25.731	15.300	30.494	31.710	248.2								
21	1'43.279	25.561	15.246	30.521	31.951	247.1								
	PIT	31.275	17.547	35.520	29.330	180.3								
17th	4	Sean Dylan KELLY					American Racing	USA						
		Runs=5	Total laps=25	Full laps=16	Valid laps=16									
1	2'03.520	28.093	16.539	31.197	32.342	235.2								
2	1'44.263	25.666	15.410	31.224	31.963	247.1								
3	1'47.077	27.332	15.344	31.528	32.873	247.1								
4	1'43.416	25.586	15.276	30.642	31.912	247.1								
5	1'43.931	25.595	15.512	30.671	32.153	241.6								
6	1'43.655	25.585	15.399	30.664	32.007	247.1								
7	1'44.222	P 28.016	15.966	31.528	28.712	244.3								
8	1'47.102	28.724	15.583	30.784	32.011	243.7								
9	1'43.102	25.479	15.304	30.496	31.823	247.1								
10	1'43.464	25.590	15.330	30.667	31.877	246.0								
11	1'43.353	25.558	15.315	30.669	31.811	246.5								
12	1'43.588	25.670	15.306	30.848	31.764	246.5								
13	1'43.579	25.678	15.322	30.653	31.926	245.4								
14	1'42.252	P 26.960	15.751	32.052	27.489	244.3								
15	1'49.972	28.486	15.554	33.009	32.923	244.3								
16	1'45.192	25.826	15.445	30.888	33.033	245.4								
17	1'44.013	25.722	15.480	30.780	32.031	244.3								
18	1'43.850	25.680	15.334	30.815	32.021	246.5								
19	1'43.699	25.702	15.380	30.655	31.962	246.0								
20	1'43.632	25.556	15.393	30.708	31.975	244.8								
21	1'41.771	P 26.629	15.906	31.584	27.652	245.4								
22	1'47.388	29.240	15.417	30.778	31.953	246.0								
23	1'42.683	P 27.443	16.089	32.046	27.105	241.6								
24	1'47.901	28.760	15.890	31.365	31.886	229.2								
25	1'43.252	25.587	15.260	30.581	31.824	248.2								
18th	11	Sergio GARCIA					Pons Wegow Los40	SPA						
		Runs=3	Total laps=12	Full laps=7	Valid laps=7									
1	4'07.777	29.804	15.426	31.287	34.336	246.0								
2	1'43.938	25.788	15.313	30.841	31.996	246.0								
3	1'43.298	25.619	15.275	30.620	31.784	248.2								
4	1'38.090	P 25.555	15.307	30.448	26.780	244.3								
5	1'47.377	29.239	15.415	30.901	31.822	245.4								
6	1'44.189	25.728	15.362	30.852	32.247	248.2								
7	1'43.357	25.624	15.403	30.660	31.670	244.8								
8	1'42.199	P 25.662	16.260	32.404	27.873	217.3								
9	1'47.976	29.520	15.544	30.921	31.991	244.3								
10	1'43.647	25.851	15.325	30.605	31.866	246.5								
11	1'44.481	25.675	15.340	31.355	32.111	247.7								
12	1'43.594	25.750	15.332	30.731	31.781	245.4								
	PIT	26.504	18.090	31.301	27.137	240.5								

Fastest Lap: Aron CANET Pons Wegow Los40 SPA 1'41.427 25.219 15.031 29.963 31.214

These data/results cannot be reproduced, stored and/or transmitted in whole or in part by any manner of electronic, mechanical, photocopying, recording, broadcasting or otherwise now known or herein after developed without the previous express consent by the copyright owner, except for reproduction in daily press and regular printed publications on sale to the public within 60 days of the event related to those data/results and always provided that copyright symbol appears together as follows below.
© DORNA, 2023



Free Practice Nr. 2

Moto2

Lap	Lap Time	T1	T2	T3	T4	Speed	Lap	Lap Time	T1	T2	T3	T4	Speed
-----	----------	----	----	----	----	-------	-----	----------	----	----	----	----	-------

19th 33		Rory SKINNER		American Racing		GBR	
		Runs=3	Total laps=22	Full laps=17	Valid laps=17		
1	2'36.193	30.054	16.042	31.592	32.411	240.5	
2	1'44.571	25.623	15.329	31.433	32.186	245.4	
3	1'43.862	25.556	15.375	31.048	31.883	244.3	
4	1'44.100	25.906	15.425	30.807	31.962	244.8	
5	1'43.450	25.621	15.381	30.583	31.865	243.2	
6	1'41.294 P	25.709	15.728	31.607	28.250	243.7	
7	1'50.248	29.965	16.309	31.703	32.271	195.2	
8	1'45.494	25.670	16.218	31.431	32.175	237.3	
9	1'46.225	25.878	15.497	32.748	32.102	243.2	
10	1'44.577	25.725	15.501	31.178	32.173	243.7	
11	1'43.527	25.623	15.462	30.641	31.801	242.1	
12	1'42.926 P	25.714	15.409	34.076	27.727	244.3	
13	1'48.982	29.499	15.792	31.482	32.209	242.6	
14	1'44.189	25.742	15.457	30.866	32.124	243.7	
15	1'43.931	25.760	15.457	30.777	31.937	244.8	
16	1'43.904	25.675	15.481	30.766	31.982	243.2	
17	1'43.915	25.870	15.396	30.705	31.944	245.4	
18	1'43.798	25.713	15.526	30.717	31.842	244.8	
19	1'43.688	25.666	15.407	30.723	31.892	243.7	
20	1'43.702	25.620	15.362	30.741	31.979	244.3	
21	1'43.559	25.627	15.343	30.585	32.004	245.4	
22	1'43.550	25.629	15.375	30.589	31.957	245.4	
	PIT	26.875	17.686	32.434	30.208	179.4	

20th 19		Lorenzo DALLA PO		Pertamina Mandalika		ITA	
		Runs=4	Total laps=19	Full laps=12	Valid laps=12		
1	3'22.109	31.733	16.161	31.929	34.677	241.6	
2	1'44.993	26.034	15.564	30.991	32.404	248.8	
3	1'44.177	25.935	15.350	30.850	32.042	247.1	
4	1'46.014	25.686	15.322	30.706	34.300	246.5	
5	1'44.142	25.822	15.379	30.863	32.078	246.5	
6	1'46.636	25.742	15.370	33.331	32.193	246.0	
7	1'48.423 P	27.776	16.682	34.090	29.875	234.2	
8	1'51.340	31.019	15.740	31.785	32.796	244.8	
9	1'45.316	26.109	15.601	31.222	32.384	244.8	
10	1'44.904	25.884	15.527	31.148	32.345	245.4	
11	1'43.470 P	25.921	15.510	33.291	28.748	246.5	
12	1'53.186	33.360	15.810	31.429	32.587	244.8	
13	1'44.499	25.936	15.485	30.917	32.161	246.0	
14	1'44.491	26.011	15.457	30.898	32.125	245.4	
15	1'49.674	30.755	15.555	31.191	32.173	245.4	
16	1'47.017 P	29.422	15.891	32.692	29.012	245.4	
17	1'49.702	30.581	15.687	31.126	32.308	244.8	
18	1'44.074	25.840	15.406	30.753	32.075	246.5	
19	1'43.844	25.680	15.305	30.796	32.063	246.5	

Fastest Lap:	Aron CANET	Pons Wegow Los40	SPA	1'41.427	25.219	15.031	29.963	31.214
---------------------	------------	------------------	-----	-----------------	--------	--------	--------	--------

These data/results cannot be reproduced, stored and/or transmitted in whole or in part by any manner of electronic, mechanical, photocopying, recording, broadcasting or otherwise now known or herein after developed without the previous express consent by the copyright owner, except for reproduction in daily press and regular printed publications on sale to the public within 60 days of the event related to those data/results and always provided that copyright symbol appears together as follows below.
© DORNA, 2023

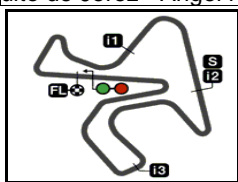
Official MotoGP Timing by TISSOT
www.motogp.com

Jerez de la Frontera, Tuesday, May 02, 2023

Page 5 of 5

moto2





4423 m.

Jerez Moto2™ & Moto3™ Official Test

Free Practice Nr. 2

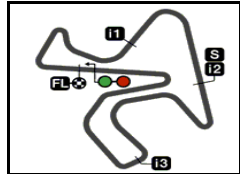
Best Partial Times

IT Ideal Lap Time, sum of the best partial times

BT Best Lap Time

T1		T2		T3		T4				IT	BT	
Pos	Rider	Time	Rider	Time	Rider	Time	Rider	Time	Pos	Rider	IT	BT
1	S.LOWES	25.159	A.CANET	15.031	A.CANET	29.963	T.ARBOLINO	31.188	1	A.CANET	1'41.380	1'41.427 (1)
2	J.DIXON	25.177	S.LOWES	15.107	S.LOWES	30.013	A.CANET	31.201	2	S.LOWES	1'41.552	1'41.613 (2)
3	A.CANET	25.185	F.SALAC	15.132	A.ARENAS	30.105	A.ARENAS	31.272	3	T.ARBOLINO	1'41.747	1'41.762 (3)
4	F.SALAC	25.198	M.GONZALEZ	15.134	T.ARBOLINO	30.127	S.LOWES	31.273	4	A.ARENAS	1'41.780	1'41.902 (5)
5	A.ARENAS	25.259	T.ARBOLINO	15.135	F.SALAC	30.164	F.SALAC	31.350	5	F.SALAC	1'41.844	1'41.882 (4)
6	T.ARBOLINO	25.297	A.OGURA	15.135	J.DIXON	30.180	M.GONZALEZ	31.396	6	J.DIXON	1'41.985	1'42.160 (6)
7	A.OGURA	25.328	A.ARENAS	15.144	A.OGURA	30.236	J.ALCOBA	31.447	7	A.OGURA	1'42.178	1'42.207 (7)
8	M.GONZALEZ	25.340	I.GUEVARA	15.150	M.GONZALEZ	30.317	J.DIXON	31.465	8	M.GONZALEZ	1'42.187	1'42.235 (8)
9	L.TULOVIC	25.368	L.TULOVIC	15.163	M.RAMIREZ	30.336	I.GUEVARA	31.475	9	I.GUEVARA	1'42.400	1'42.461 (9)
10	B.GOMEZ	25.400	J.DIXON	15.163	J.ALCOBA	30.367	A.OGURA	31.479	10	L.TULOVIC	1'42.406	1'42.500 (10)
11	I.GUEVARA	25.402	C.VIETTI	15.197	I.GUEVARA	30.373	C.VIETTI	31.490	11	C.VIETTI	1'42.513	1'42.735 (13)
12	C.VIETTI	25.422	M.RAMIREZ	15.246	A.ESCRIG	30.374	L.TULOVIC	31.498	12	J.ALCOBA	1'42.531	1'42.698 (11)
13	M.RAMIREZ	25.431	J.ALCOBA	15.256	L.TULOVIC	30.377	B.BENDSNEYDE	31.604	13	M.RAMIREZ	1'42.711	1'42.869 (15)
14	A.ESCRIG	25.443	S.KELLY	15.260	C.VIETTI	30.404	A.ESCRIG	31.635	14	A.ESCRIG	1'42.715	1'42.715 (12)
15	J.ALCOBA	25.461	A.ESCRIG	15.263	B.BENDSNEYDE	30.429	S.GARCIA	31.670	15	B.GOMEZ	1'42.845	1'42.858 (14)
16	S.KELLY	25.479	S.GARCIA	15.275	B.GOMEZ	30.430	B.GOMEZ	31.683	16	B.BENDSNEY	1'42.896	1'43.096 (16)
17	S.GARCIA	25.555	B.BENDSNEYDE	15.284	S.GARCIA	30.448	M.RAMIREZ	31.698	17	S.GARCIA	1'42.948	1'43.298 (18)
18	R.SKINNER	25.556	L.DALLA PORTA	15.305	S.KELLY	30.496	S.KELLY	31.764	18	S.KELLY	1'42.999	1'43.102 (17)
19	B.BENDSNEYDE	25.579	R.SKINNER	15.329	R.SKINNER	30.583	R.SKINNER	31.801	19	R.SKINNER	1'43.269	1'43.450 (19)
20	L.DALLA PORTA	25.680	B.GOMEZ	15.332	L.DALLA PORTA	30.706	L.DALLA PORTA	32.042	20	L.DALLA PORT	1'43.733	1'43.844 (20)

These data/results cannot be reproduced, stored and/or transmitted in whole or in part by any manner of electronic, mechanical, photocopying, recording, broadcasting or otherwise now known or herein after developed without the previous express consent by the copyright owner, except for reproduction in daily press and regular printed publications on sale to the public within 60 days of the event related to those data/results and always provided that copyright symbol appears together as follows below.
© DORNA, 2023



4423 m.

Jerez Moto2™ & Moto3™ Official Test

Free Practice Nr. 2

Fastest Laps Sequence

<i>Practice Time</i>	 <i>Rider</i>	<i>Nation</i>	<i>Motorcycle</i>	<i>Time</i>	<i>Km/h</i>	<i>Rider's Lap</i>
3'43.439	96 Jake DIXON	GBR	KALEX	1'42.430	155.4	2
3'48.955	18 Manuel GONZALEZ	SPA	KALEX	1'42.415	155.4	2
5'37.321	40 Aron CANET	SPA	KALEX	1'41.930	156.2	2
7'18.972	40 Aron CANET	SPA	KALEX	1'41.651	156.6	3
20'53.369	22 Sam LOWES	GBR	KALEX	1'41.613	156.7	7
1:08'43.535	40 Aron CANET	SPA	KALEX	1'41.427	156.9	19

These data/results cannot be reproduced, stored and/or transmitted in whole or in part by any manner of electronic, mechanical, photocopying, recording, broadcasting or otherwise now known or herein after developed without the previous express consent by the copyright owner, except for reproduction in daily press and regular printed publications on sale to the public within 60 days of the event related to those data/results and always provided that copyright symbol appears together as follows below.

© DORNA, 2023

Official MotoGP Timing by TISSOT
www.motogp.com

Jerez de la Frontera, Tuesday, May 02, 2023

