


4423 m.

## Jerez Moto2™ & Moto3™ Official Test

### Free Practice Nr. 3

### Classification

10

	Rider	Nation	Team	Motorcycle	Time	Lap	Total	Gap	Top Speed
1	40 Aron CANET	SPA	Pons Wegow Los40	KALEX	<b>1'41.519</b>	7	19		<b>246.5</b>
2	22 Sam LOWES	GBR	Elf Marc VDS Racing Team	KALEX	<b>1'41.891</b>	4	4	0.372 0.372	<b>247.7</b>
3	96 Jake DIXON	GBR	Autosolar GASGAS Aspar M2	KALEX	<b>1'41.984</b>	10	13	0.465 0.093	<b>248.2</b>
4	11 Sergio GARCIA	SPA	Pons Wegow Los40	KALEX	<b>1'42.090</b>	22	24	0.571 0.106	<b>247.1</b>
5	18 Manuel GONZALEZ	SPA	Correos Prepago Yamaha VR46 M	KALEX	<b>1'42.193</b>	23	23	0.674 0.103	<b>247.7</b>
6	14 Tony ARBOLINO	ITA	Elf Marc VDS Racing Team	KALEX	<b>1'42.259</b>	14	19	0.740 0.066	<b>248.2</b>
7	72 Borja GOMEZ	SPA	Fantic Racing	KALEX	<b>1'42.352</b>	14	26	0.833 0.093	<b>248.8</b>
8	12 Filip SALAC	CZE	QJMOTOR Gresini Moto2	KALEX	<b>1'42.382</b>	4	12	0.863 0.030	<b>246.5</b>
9	13 Celestino VIETTI	ITA	Fantic Racing	KALEX	<b>1'42.518</b>	12	15	0.999 0.136	<b>248.8</b>
10	79 Ai OGURA	JPN	IDEMITSU Honda Team Asia	KALEX	<b>1'42.687</b>	15	16	1.168 0.169	<b>246.5</b>
11	52 Jeremy ALCOBA	SPA	QJMOTOR Gresini Moto2	KALEX	<b>1'42.987</b>	2	9	1.468 0.300	<b>247.1</b>
12	17 Alex ESCRIG	SPA	Forward Team	FORWARD	<b>1'43.044</b>	5	7	1.525 0.057	<b>246.0</b>
13	64 Bo BENDSNEYDER	NED	Pertamina Mandalika SAG Team	KALEX	<b>1'43.121</b>	9	13	1.602 0.077	<b>245.4</b>
14	33 Rory SKINNER	GBR	American Racing	KALEX	<b>1'43.194</b>	23	23	1.675 0.073	<b>245.4</b>
15	4 Sean Dylan KELLY	USA	American Racing	KALEX	<b>1'43.239</b>	14	25	1.720 0.045	<b>247.1</b>
16	24 Marcos RAMIREZ	SPA	Forward Team	FORWARD	<b>1'43.355</b>	12	13	1.836 0.116	<b>247.1</b>
17	19 Lorenzo DALLA PORTA	ITA	Pertamina Mandalika SAG Team	KALEX	<b>1'44.042</b>	21	21	2.523 0.687	<b>246.5</b>
<b>Not classified</b>									
	3 Lukas TULOVIC	GER	Liqui Moly Husqvarna Intact GP	KALEX					
	28 Izan GUEVARA	SPA	Autosolar GASGAS Aspar M2	KALEX					
	75 Albert ARENAS	SPA	Red Bull KTM Ajo	KALEX					

Practice condition: Dry

Air: 32°

Humidity: 21%

Ground: 35°

<b>Fastest Lap:</b>	Lap: 7	<b>Aron CANET</b>	<b>1'41.519</b>	156.8 Km/h
<b>Best Race Lap:</b>	2021	<b>Sam LOWES</b>	<b>1'41.313</b>	157.1 Km/h
<b>All Time Lap Record:</b>	2023	<b>Aron CANET</b>	<b>1'40.640</b>	158.2 Km/h

The results are provisional until the end of the limit for protest and appeals.

Time limit for protest expires 30' after publication of the results - ..... Time: .....

These data/results cannot be reproduced, stored and/or transmitted in whole or in part by any manner of electronic, mechanical, photocopying, recording, broadcasting or otherwise now known or herein after developed without the previous express consent by the copyright owner, except for reproduction in daily press and regular printed publications on sale to the public within 60 days of the event related to those data/results and always provided that copyright symbol appears together as follows below.

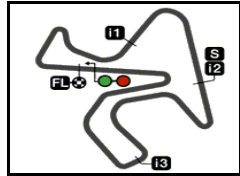
© DORNA, 2023

Official MotoGP Timing by TISSOT  
www.motogp.com

Jerez de la Frontera, Tuesday, May 02, 2023

moto2™





4423 m.

## Jerez Moto2™ & Moto3™ Official Test

### Free Practice Nr. 3

### Combined Practice Times

11

Rider	Nation	Team	MOTORCYCLE	FP1	FP2	FP3	Gap
1 40 <b>A.CANET</b>	SPA	Pons Wegow Los40	KALEX	<b>1'41.264</b>	17 1'41.427	19 1'41.519	7
2 11 <b>S.GARCIA</b>	SPA	Pons Wegow Los40	KALEX	<b>1'41.282</b>	15 1'43.298	3 1'42.090	22 0.018 0.018
3 96 <b>J.DIXON</b>	GBR	Autosolar GASGAS Aspar M2	KALEX	<b>1'41.318</b>	21 1'42.160	4 1'41.984	10 0.054 0.036
4 22 <b>S.LOWES</b>	GBR	Elf Marc VDS Racing Team	KALEX	<b>1'41.357</b>	3 1'41.613	7 1'41.891	4 0.093 0.039
5 75 <b>A.ARENAS</b>	SPA	Red Bull KTM Ajo	KALEX	<b>1'41.362</b>	25 1'41.902	5	0.098 0.005
6 14 <b>T.ARBOLINO</b>	ITA	Elf Marc VDS Racing Team	KALEX	<b>1'41.366</b>	6 1'41.762	5 1'42.259	14 0.102 0.004
7 79 <b>A.OGURA</b>	JPN	IDEMITSU Honda Team Asia	KALEX	<b>1'41.516</b>	19 1'42.207	3 1'42.687	15 0.252 0.150
8 18 <b>M.GONZALEZ</b>	SPA	Correos Prepagó Yamaha VR46 Ma	KALEX	<b>1'41.553</b>	21 1'42.235	4 1'42.193	23 0.289 0.037
9 13 <b>C.VIETTI</b>	ITA	Fantic Racing	KALEX	<b>1'41.783</b>	4 1'42.735	21 1'42.518	12 0.519 0.230
10 28 <b>I.GUEVARA</b>	SPA	Autosolar GASGAS Aspar M2	KALEX	<b>1'41.838</b>	18 1'42.461	25	0.574 0.055
11 12 <b>F.SALAC</b>	CZE	QJMOTOR Gresini Moto2	KALEX	<b>1'41.877</b>	8 1'41.882	7 1'42.382	4 0.613 0.039
12 3 <b>L.TULOVIC</b>	GER	Liqui Moly Husqvarna Intact GP	KALEX	<b>1'41.987</b>	21 1'42.500	8	0.723 0.110
13 64 <b>B.BENDSNEYDE</b>	NED	Pertamina Mandalika SAG Team	KALEX	<b>1'42.098</b>	23 1'43.096	4 1'43.121	9 0.834 0.111
14 72 <b>B.GOMEZ</b>	SPA	Fantic Racing	KALEX	1'43.077	19 1'42.858	20 <b>1'42.352</b>	14 1.088 0.254
15 4 <b>S.KELLY</b>	USA	American Racing	KALEX	<b>1'42.535</b>	13 1'43.102	9 1'43.239	14 1.271 0.183
16 52 <b>J.ALCOBA</b>	SPA	QJMOTOR Gresini Moto2	KALEX	<b>1'42.696</b>	15 1'42.698	5 1'42.987	2 1.432 0.161
17 17 <b>A.ESCRIG</b>	SPA	Forward Team	FORWARD	1'43.011	13 <b>1'42.715</b>	20 1'43.044	5 1.451 0.019
18 33 <b>R.SKINNER</b>	GBR	American Racing	KALEX	<b>1'42.802</b>	5 1'43.450	5 1'43.194	23 1.538 0.087
19 24 <b>M.RAMIREZ</b>	SPA	Forward Team	FORWARD	1'42.896	5 <b>1'42.869</b>	15 1'43.355	12 1.605 0.067
20 19 <b>L.DALLA PORTA</b>	ITA	Pertamina Mandalika SAG Team	KALEX	<b>1'43.432</b>	3 1'43.844	19 1'44.042	21 2.168 0.563

<b>Pole Position Record:</b>	2021	<b>Remy GARDNER</b>	<b>1'40.667</b>	158.1 Km/h
<b>Best Race Lap:</b>	2021	<b>Sam LOWES</b>	<b>1'41.313</b>	157.1 Km/h
<b>All Time Lap Record:</b>	2023	<b>Aron CANET</b>	<b>1'40.640</b>	158.2 Km/h

The results are provisional until the end of the limit for protest and appeals.

Time limit for protest expires 60' after publication of the results - ..... Time: .....

These data/results cannot be reproduced, stored and/or transmitted in whole or in part by any manner of electronic, mechanical, photocopying, recording, broadcasting or otherwise now known or herein after developed without the previous express consent by the copyright owner, except for reproduction in daily press and regular printed publications on sale to the public within 60 days of the event related to those data/results and always provided that copyright symbol appears together as follows below.

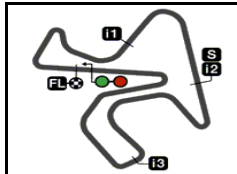
© DORNA, 2023

Official MotoGP Timing by TISSOT  
www.motogp.com

Jerez de la Frontera, Tuesday, May 02, 2023







4423 m.

Jerez Moto2™ & Moto3™ Official Test

Free Practice Nr. 3

Top Speed & Average

12



Rider	Nation	Motorcycle	Top 5 speeds					Average	Top
13 <b>Celestino VIETTI</b>	ITA	KALEX	248.8	248.2	247.1	247.1	247.1	247.7	248.8
72 <b>Borja GOMEZ</b>	SPA	KALEX	248.8	248.2	247.7	247.1	247.1	247.5	248.8
14 <b>Tony ARBOLINO</b>	ITA	KALEX	248.2	247.1	247.1	247.1	246.5	247.1	248.2
96 <b>Jake DIXON</b>	GBR	KALEX	248.2	248.2	247.1	247.1	247.1	247.5	248.2
18 <b>Manuel GONZALEZ</b>	SPA	KALEX	247.7	247.1	247.1	247.1	247.1	247.2	247.7
22 <b>Sam LOWES</b>	GBR	KALEX	247.7	246.5	246.0	244.3	230.2	242.9	247.7
4 <b>Sean Dylan KELLY</b>	USA	KALEX	247.1	246.5	246.0	245.4	245.4	246.0	247.1
11 <b>Sergio GARCIA</b>	SPA	KALEX	247.1	247.1	246.5	246.5	246.5	246.7	247.1
24 <b>Marcos RAMIREZ</b>	SPA	FORWARD	247.1	246.5	245.4	245.4	244.8	245.8	247.1
52 <b>Jeremy ALCOBA</b>	SPA	KALEX	247.1	246.0	246.0	246.0	245.4	246.0	247.1
12 <b>Filip SALAC</b>	CZE	KALEX	246.5	246.0	245.4	245.4	244.8	245.6	246.5
19 <b>Lorenzo DALLA PORTA</b>	ITA	KALEX	246.5	246.5	246.0	246.0	246.0	246.2	246.5
40 <b>Aron CANET</b>	SPA	KALEX	246.5	246.5	246.5	246.5	246.5	246.5	246.5
79 <b>Ai OGURA</b>	JPN	KALEX	246.5	246.5	246.5	246.0	246.0	246.2	246.5
17 <b>Alex ESCRIG</b>	SPA	FORWARD	246.0	245.4	244.8	244.8	235.8	243.4	246.0
3 <b>Lukas TULOVIC</b>	GER	KALEX	245.4	242.1				243.8	245.4
33 <b>Rory SKINNER</b>	GBR	KALEX	245.4	245.4	245.4	245.4	245.4	245.4	245.4
64 <b>Bo BENDSNEYDER</b>	NED	KALEX	245.4	244.3	244.3	243.7	243.2	243.8	245.4

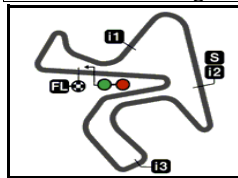
These data/results cannot be reproduced, stored and/or transmitted in whole or in part by any manner of electronic, mechanical, photocopying, recording, broadcasting or otherwise now known or herein after developed without the previous express consent by the copyright owner, except for reproduction in daily press and regular printed publications on sale to the public within 60 days of the event related to those data/results and always provided that copyright symbol appears together as follows below.

© DORNA, 2023

Official MotoGP Timing by TISSOT  
www.motogp.com



Jerez de la Frontera, Tuesday, May 02, 2023



4423 m.

Jerez Moto2™ & Moto3™ Official Test

Free Practice Nr. 3

Chronological Analysis of Performances

13

\* Lap / Sector time cancelled T1 Time from finish line to 1st intermediate T2 Time from 1st intermed. to 2nd intermed. T3 Time from 2nd intermed. to 3rd intermed. T4 Time from 3rd intermediate to finish line  
P Crossing the finish line in pit lane

Lap	Lap Time	T1	T2	T3	T4	Speed	Lap	Lap Time	T1	T2	T3	T4	Speed	
<b>1st</b>	<b>40</b>	<b>Aron CANET</b> Pons Wegow Los40 SPA						unfinished	25.334	15.221				247.1
		Runs=3	Total laps=19	Full laps=14	Valid laps=14									
1	2'14.217	28.321	15.293	30.442	31.353	245.4								
2	<b>1'42.452</b>	25.405	15.175	30.471	31.401	246.5	<b>4th</b>	<b>11</b>	<b>Sergio GARCIA</b> Pons Wegow Los40 SPA					
3	<b>1'41.990</b>	25.308	15.211	30.203	31.268	246.0			Runs=5	Total laps=24	Full laps=15	Valid laps=15		
4	<b>1'41.607</b> P	25.383	15.959	31.885	28.380	227.3	1	2'04.357	28.868	15.598	31.031	31.764	244.3	
5	1'50.163	30.695	15.359	31.098	33.011	243.7	2	<b>1'42.973</b>	25.621	15.220	30.541	31.591	246.0	
6	<b>1'41.739</b>	25.301	15.134	30.077	31.227	244.8	3	<b>1'42.643</b>	25.490	15.277	30.364	31.512	244.8	
7	<b>1'41.519</b>	25.180	15.090	30.062	31.187	246.5	4	<b>1'43.015</b>	25.566	15.279	30.399	31.771	246.0	
8	<b>1'41.563</b>	25.216	15.142	29.985	31.220	246.5	5	<b>1'38.012</b> P	25.573	15.232	30.414	26.793	245.4	
9	<b>1'41.641</b>	25.240	15.173	30.073	31.155	246.0	6	1'54.741	30.433	15.611	33.989	34.708	243.7	
10	<b>1'41.621</b>	25.311	15.155	30.020	31.135	245.4	7	<b>1'43.176</b>	25.746	15.368	30.559	31.503	244.3	
11	<b>1'41.814</b>	25.278	15.113	30.145	31.278	245.4	8	<b>1'42.819</b>	25.501	15.248	30.432	31.638	247.1	
12	<b>1'42.251</b>	25.281	15.195	30.310	31.465	245.4	9	<b>1'42.625</b>	25.426	15.331	30.370	31.498	244.8	
13	<b>1'43.333</b> P	25.322	15.270	31.190	31.551	245.4	10	<b>1'44.640</b> P	28.057	15.860	33.149	27.574	232.2	
14	1'46.912	29.671	15.367	30.335	31.539	243.7	11	1'47.260	29.054	15.448	30.939	31.819	244.3	
15	<b>1'41.842</b>	25.393	15.143	30.198	31.108	246.5	12	<b>1'43.293</b>	25.726	15.348	30.642	31.577	246.5	
16	<b>1'41.826</b>	25.269	15.156	30.224	31.177	244.8	13	<b>1'42.792</b>	25.554	15.318	30.396	31.524	246.0	
17	<b>1'41.714</b>	25.299	15.120	30.140	31.155	246.0	14	<b>1'37.692</b> P	25.607	15.325	30.597	26.163	246.5	
18	<b>1'41.687</b>	25.278	15.149	30.221	31.039	246.5	15	1'49.078	27.793	15.390	33.240	32.655	247.1	
19	<b>1'41.840</b>	25.395	15.184	30.088	31.173	246.0	16	<b>1'42.505</b>	25.477	15.220	30.327	31.481	246.0	
	PIT	27.682	16.201	33.235	31.516	235.2	17	<b>1'42.654</b>	25.480	15.224	30.414	31.536	244.8	
							18	<b>1'42.672</b>	25.537	15.227	30.392	31.516	246.5	
							19	<b>1'40.881</b> P	27.320	15.446	31.128	26.987	244.3	
							20	1'46.001	28.263	15.299	30.794	31.645	243.7	
<b>2nd</b>	<b>22</b>	<b>Sam LOWES</b> Elf Marc VDS Racing GBR						21	<b>1'42.329</b>	25.488	15.189	30.327	31.325	243.7
		Runs=1	Total laps=4	Full laps=3	Valid laps=3		22	<b>1'42.090</b>	25.352	15.207	30.203	31.328	245.4	
1	3'13.060	30.070	15.669	31.012	31.771	244.3	23	<b>1'44.761</b>	27.412	15.261	30.472	31.616	244.8	
2	<b>1'41.955</b>	25.411	15.156	30.124	31.264	246.0	24	<b>1'42.714</b>	25.417	15.220	30.530	31.547	244.8	
3	<b>1'42.426</b>	25.571	15.184	30.320	31.351	246.5								
4	<b>1'41.891</b>	25.242	15.159	30.220	31.270	247.7	<b>5th</b>	<b>18</b>	<b>Manuel GONZALEZ</b> Correos Prepago Yam SPA					
	PIT	26.352	16.281	31.704	27.904	230.2			Runs=5	Total laps=23	Full laps=14	Valid laps=14		
							1	2'40.503	28.309	15.417	30.822	31.748	245.4	
<b>3rd</b>	<b>96</b>	<b>Jake DIXON</b> Autosolar GASGAS A GBR						2	<b>1'42.698</b>	25.585	15.181	30.390	31.542	247.1
		Runs=4	Total laps=13	Full laps=6	Valid laps=6		3	<b>1'42.877</b>	25.572	15.267	30.616	31.422	247.1	
1	2'16.328	30.204	15.436	30.753	31.625	243.7	4	<b>1'42.903</b>	25.624	15.245	30.472	31.562	247.1	
2	<b>1'42.210</b>	25.305	15.201	30.366	31.338	246.5	5	<b>1'42.884</b>	25.609	15.235	30.466	31.574	247.1	
3	<b>1'45.613</b>	28.226	15.397	30.470	31.520	246.0	6	<b>1'45.351</b> P	27.866	15.992	32.119	29.374	239.4	
4	<b>1'42.252</b> P	25.525	16.300	32.203	28.224	224.5	7	1'49.548	30.321	15.380	31.105	32.742	246.0	
5	1'47.919	29.097	15.705	31.204	31.913	241.6	8	<b>1'42.477</b>	25.537	15.223	30.352	31.365	247.7	
6	<b>1'40.142</b> P	25.682	15.394	32.102	26.964	244.8	9	<b>1'42.715</b>	25.499	15.190	30.545	31.481	247.1	
7	1'46.207	28.307	15.523	30.711	31.666	245.4	10	<b>1'47.469</b>	25.593	15.307	30.590	35.979	246.5	
8	<b>1'41.990</b>	25.359	15.228	30.116	31.287	247.1	11	<b>1'38.969</b> P	25.638	15.242	30.503	27.586	247.1	
9	<b>1'42.033</b>	25.342	15.246	30.147	31.298	248.2	12	1'49.844	30.628	15.433	31.633	32.150	243.7	
10	<b>1'41.984</b>	25.302	15.228	30.184	31.270	247.1	13	<b>1'43.467</b>	25.644	15.385	30.659	31.779	246.5	
11	<b>1'42.306</b>	25.407	15.224	30.289	31.386	248.2	14	<b>1'42.805</b>	25.621	15.246	30.417	31.521	246.0	
12	<b>1'40.899</b> P	25.423	15.259	32.838	27.379	246.5	15	<b>1'38.457</b> P	25.667	15.285	30.472	27.033	245.4	
13	1'46.259	28.602	15.473	30.583	31.601	246.5								

**Fastest Lap:** Aron CANET Pons Wegow Los40 SPA **1'41.519** 25.180 15.090 30.062 31.187

These data/results cannot be reproduced, stored and/or transmitted in whole or in part by any manner of electronic, mechanical, photocopying, recording, broadcasting or otherwise now known or herein after developed without the previous express consent by the copyright owner, except for reproduction in daily press and regular printed publications on sale to the public within 60 days of the event related to those data/results and always provided that copyright symbol appears together as follows below.  
© DORNA, 2023



# Free Practice Nr. 3

# Moto2

Lap	Lap Time	T1	T2	T3	T4	Speed	Lap	Lap Time	T1	T2	T3	T4	Speed
16	1'47.078	28.528	15.497	31.452	31.601	243.2	25	<b>1'46.716</b>	27.368	15.823	31.474	32.051	236.8
17	<b>1'42.604</b>	25.535	15.235	30.422	31.412	244.8	26	<b>1'43.024</b>	25.453	15.389	30.574	31.608	244.8
18	<b>1'42.645</b>	25.557	15.189	30.468	31.431	246.5	<b>8th 12 Filip SALAC</b> QJMOTOR Gresini M CZE						
19	<b>1'42.287</b>	25.467	15.165	30.362	31.293	247.1	Runs=4 Total laps=12 Full laps=6 Valid laps=6						
20	1'41.218 P	27.542	15.580	31.342	26.754	244.8	1	3'04.709	30.304	15.779	31.372	32.336	241.6
21	1'52.292	29.536	15.664	31.612	35.480	241.6	2	<b>1'42.444</b>	25.416	15.294	30.314	31.420	243.2
22	<b>1'42.839</b>	25.512	15.299	30.442	31.586	244.8	3	<b>1'42.597</b>	25.499	15.244	30.304	31.550	244.3
23	<b>1'42.193</b>	25.396	15.178	30.334	31.285	245.4	4	<b>1'42.382</b>	25.395	15.235	30.330	31.422	246.5
<b>6th 14 Tony ARBOLINO</b> Elf Marc VDS Racing ITA							5	1'38.946 P	25.342	15.320	30.244	28.040	245.4
Runs=4 Total laps=19 Full laps=12 Valid laps=11							6	1'49.003	28.962	15.599	32.395	32.047	243.7
1	2'35.465	29.258	15.578	31.010	32.044	244.3	7	<b>1'42.445</b>	25.352	15.230	30.337	31.526	246.0
2	<b>1'42.966</b>	25.408	15.177	30.359	32.022	247.1	8	<b>1'42.792</b>	25.379	15.195	30.511	31.707	244.8
3	32'33.410	29.116	15.885	31.450	32.200	241.6	9	<b>1'42.389</b>	25.297	15.276	30.219	31.597	245.4
4	1'43.153	25.710	15.348	30.424	31.671	244.3	10	17'39.841 P					
5	<b>1'43.025</b>	25.635	15.300	30.530	31.560	247.1	11	2'12.913 P	35.270	21.987	37.540	38.116	227.3
6	<b>1'42.849</b>	25.455	15.265	30.422	31.707	246.5	12	1'54.166	30.857	16.560	32.933	33.816	242.6
7	<b>1'42.879</b>	25.530	15.310	30.473	31.566	246.5	<b>PIT</b> 26.486 15.643 30.981 30.999 243.2						
8	<b>1'42.640</b>	25.515	15.288	30.339	31.498	247.1	<b>9th 13 Celestino VIETTI</b> Fantic Racing ITA						
9	<b>1'44.468</b> P	27.684	16.586	32.169	28.029	212.5	Runs=4 Total laps=15 Full laps=8 Valid laps=8						
10	1'49.716 *	28.164	15.701	33.080	32.771	242.6	1	2'05.163	29.077	15.502	31.179	31.861	247.1
11	1'45.261	25.739	16.439	31.039	32.044	232.7	2	<b>1'43.044</b>	25.614	15.329	30.496	31.605	248.8
12	<b>1'42.665</b>	25.468	15.310	30.424	31.463	246.0	3	<b>1'43.096</b>	25.523	15.317	30.554	31.702	247.1
13	<b>1'42.259</b>	25.478	15.283	30.252	31.246	245.4	4	<b>1'43.148</b>	25.581	15.375	30.483	31.709	248.2
14	<b>1'43.054</b> P	25.373	15.230	33.152	29.299	248.2	5	<b>1'42.854</b>	25.471	15.316	30.380	31.687	246.5
15	1'46.130 *	27.992	15.515	30.727	31.896	244.3	6	<b>1'42.903</b>	25.514	15.387	30.440	31.562	245.4
16	1'43.143	25.729	15.307	30.458	31.649	244.3	7	1'37.492 P	25.477	15.339	30.417	26.259	245.4
17	<b>1'42.931</b>	25.628	15.400	30.382	31.521	245.4	8	1'49.662	30.629	15.931	31.137	31.965	235.2
18	<b>1'42.648</b>	25.494	15.295	30.332	31.527	244.8	9	<b>1'42.612</b>	25.516	15.277	30.278	31.541	246.0
<b>7th 72 Borja GOMEZ</b> Fantic Racing SPA							10	1'41.098 P	25.402	15.775	31.698	28.223	239.4
Runs=4 Total laps=26 Full laps=19 Valid laps=19							11	1'50.930	32.687	15.540	30.758	31.945	244.3
1	2'06.110	28.643	15.612	31.527	32.216	246.0	12	<b>1'42.518</b>	25.470	15.234	30.342	31.472	246.5
2	<b>1'43.094</b>	25.482	15.370	30.544	31.698	247.1	13	<b>1'42.748</b>	25.514	15.345	30.370	31.519	246.0
3	<b>1'43.011</b>	25.441	15.385	30.570	31.615	245.4	14	1'44.111 P	26.548	15.681	33.063	28.819	240.0
4	<b>1'43.001</b>	25.547	15.404	30.448	31.602	247.1	15	1'51.810	33.130	15.661	30.909	32.110	242.6
5	1'40.351 P	26.238	15.638	31.219	27.256	242.6	<b>PIT</b> 25.384 15.226 247.635 33.951 247.1						
6	1'49.184	29.457	15.806	31.694	32.227	241.6	<b>10th 79 Ai OGURA</b> IDEMITSU Honda Tea JPN						
7	<b>1'43.540</b>	25.668	15.429	30.569	31.874	245.4	Runs=4 Total laps=16 Full laps=10 Valid laps=10						
8	<b>1'55.501</b>	31.123	17.183	34.280	32.915	212.1	1	5'50.309	40.466	16.100	32.681	32.773	240.5
9	<b>1'43.117</b>	25.527	15.326	30.548	31.716	247.1	2	<b>1'44.051</b>	25.781	15.484	30.833	31.953	246.5
10	<b>1'42.923</b>	25.511	15.434	30.385	31.593	245.4	3	<b>1'43.091</b>	25.603	15.275	30.472	31.741	246.5
11	1'42.371 P	26.895	16.001	31.645	27.830	237.8	4	<b>1'43.385</b>	25.571	15.316	30.518	31.980	244.8
12	1'48.018	29.071	15.699	31.223	32.025	241.6	5	<b>1'46.703</b>	25.590	15.402	31.325	34.386	245.4
13	<b>1'42.621</b>	25.454	15.358	30.311	31.498	246.0	6	<b>1'43.686</b>	25.608	15.341	30.754	31.983	246.0
14	<b>1'42.352</b>	25.331	15.302	30.285	31.434	245.4	7	1'48.310 P	25.654	17.271	34.833	30.552	205.3
15	<b>1'42.451</b>	25.341	15.277	30.312	31.521	247.1	8	1'52.568	32.417	15.910	31.697	32.544	242.6
16	<b>1'47.706</b>	28.899	15.575	31.314	31.918	243.7	9	<b>1'43.399</b>	25.752	15.405	30.430	31.812	244.8
17	<b>1'42.800</b>	25.405	15.232	30.529	31.634	248.8	10	<b>1'43.406</b>	25.636	15.383	30.464	31.923	246.0
18	1'42.689 P	27.859	15.621	31.491	27.718	242.6	11	<b>1'44.034</b>	25.703	15.423	30.816	32.092	246.0
19	1'56.473	31.842	18.241	31.912	34.478	176.4	12	1'50.518 P	29.450	17.172	33.681	30.215	198.1
20	<b>1'42.894</b>	25.422	15.386	30.438	31.648	247.1	13	1'53.046	33.232	16.096	31.432	32.286	240.5
21	<b>1'42.459</b>	25.401	15.261	30.361	31.436	248.2	14	<b>1'43.102</b>	25.541	15.365	30.409	31.787	244.3
22	<b>1'42.551</b>	25.393	15.288	30.460	31.410	247.7	15	<b>1'42.687</b>	25.452	15.314	30.338	31.583	246.5
23	<b>1'42.802</b>	25.419	15.398	30.517	31.468	246.0	16	1'43.872 P	25.472	15.317	30.686	32.397	246.0
24	<b>1'42.687</b>	25.387	15.376	30.469	31.455	246.5							

**Fastest Lap:** Aron CANET Pons Wegow Los40 SPA **1'41.519** 25.180 15.090 30.062 31.187

These data/results cannot be reproduced, stored and/or transmitted in whole or in part by any manner of electronic, mechanical, photocopying, recording, broadcasting or otherwise now known or herein after developed without the previous express consent by the copyright owner, except for reproduction in daily press and regular printed publications on sale to the public within 60 days of the event related to those data/results and always provided that copyright symbol appears together as follows below.

Official MotoGP Timing by TISSOT  
www.motogp.com

Jerez de la Frontera, Tuesday, May 02, 2023

Page 2 of 4



# Free Practice Nr. 3

# Moto2

Lap	Lap Time	T1	T2	T3	T4	Speed	Lap	Lap Time	T1	T2	T3	T4	Speed					
PIT							12	1'42.775 P	27.165	16.155	31.521	27.934	241.0					
<b>11th</b>	<b>52</b>	<b>Jeremy ALCOBA</b> QJMOTOR Gresini M SPA						13	1'49.246	29.551	15.748	31.384	32.563	242.1				
		Runs=2	Total laps=9	Full laps=6	Valid laps=6		14	1'44.597	26.005	15.554	30.917	32.121	243.7					
1	2'17.137	29.372	15.479	30.975	31.714	244.8	15	1'44.179	25.944	15.516	30.691	32.028	244.3					
2	1'42.987	25.591	15.256	30.596	31.544	247.1	16	1'45.252	25.745	16.685	30.828	31.994	241.0					
3	1'43.001	25.530	15.276	30.508	31.687	246.0	17	1'43.755	25.675	15.400	30.565	32.115	244.3					
4	1'43.268	25.666	15.355	30.500	31.747	245.4	18	1'43.622	25.758	15.446	30.539	31.879	244.8					
5	1'52.128	25.688	17.797	36.917	31.726	152.9	19	1'43.705	25.858	15.485	30.529	31.833	245.4					
6	1'43.163	25.644	15.308	30.688	31.523	245.4	20	1'43.749	25.750	15.414	30.590	31.995	243.7					
7	1'43.170	25.705	15.335	30.535	31.595	246.0	21	1'54.562	25.640	15.443	30.539	42.940	244.8					
8	1'45.038 P	29.168	15.685	31.706	28.479	241.0	22	1'46.928	28.564	15.680	30.773	31.911	243.7					
9	1'50.920	32.068	15.563	31.336	31.953	242.6	23	1'43.194	25.594	15.394	30.475	31.731	244.3					
unfinished	25.925	15.369	31.083			246.0	PIT							26.732	16.066	31.578	28.220	233.2

Lap	Lap Time	T1	T2	T3	T4	Speed	Lap	Lap Time	T1	T2	T3	T4	Speed	
<b>12th</b>	<b>17</b>	<b>Alex ESCRIG</b> Forward Team SPA						<b>15th</b>	<b>4</b>	<b>Sean Dylan KELLY</b> American Racing USA				
		Runs=2	Total laps=7	Full laps=4	Valid laps=4				Runs=4	Total laps=25	Full laps=18	Valid laps=18		
1	4'13.398	34.943	16.790	33.480	34.396	231.7	1	1'54.788	30.955	15.718	31.232	32.261	242.1	
2	1'43.860	25.859	15.460	30.607	31.934	244.8	2	1'43.856	25.805	15.430	30.676	31.945	244.8	
3	1'43.356	25.671	15.387	30.516	31.782	246.0	3	1'43.683	25.658	15.338	30.718	31.969	244.3	
4	1'51.680	30.849	16.183	32.138	32.510	235.8	4	1'45.400	25.799	16.486	31.130	31.985	198.8	
5	1'43.044	25.563	15.355	30.459	31.667	245.4	5	1'43.827	25.700	15.401	30.707	32.019	246.0	
6	1'49.823 P	28.488	16.989	33.476	30.870	220.8	6	1'44.330	25.832	15.509	30.970	32.019	243.7	
7	2'02.791	38.285	16.964	34.393	33.149	217.3	7	1'45.103 P	27.677	16.925	33.037	27.464	226.8	
unfinished	26.438	15.457				244.8	8	2'01.885	39.600	15.937	31.446	34.902	241.0	
							9	1'43.502	25.714	15.268	30.745	31.775	247.1	
							10	1'43.499	25.740	15.310	30.600	31.849	246.5	
							11	1'43.480	25.703	15.347	30.596	31.834	245.4	
							12	1'47.048	25.750	18.428	30.913	31.957	243.7	
							13	1'43.615	25.658	15.355	30.686	31.916	245.4	
							14	1'43.239	25.546	15.328	30.605	31.760	244.8	
							15	1'48.221	27.525	15.504	30.774	34.418	244.8	
							16	1'44.254	25.732	15.476	30.708	32.338	243.7	
							17	1'44.883 P	29.123	16.268	31.697	27.795	242.1	
							18	1'51.243	29.484	15.833	33.676	32.250	241.6	
							19	1'43.752 P	26.068	15.546	33.994	28.144	245.4	
							20	1'46.924	28.545	15.645	30.847	31.887	243.7	
							21	1'43.554	25.689	15.415	30.559	31.891	244.3	
							22	1'43.616	25.676	15.418	30.670	31.852	243.2	
							23	1'43.672	25.699	15.388	30.741	31.844	243.7	
							24	1'46.398	25.785	15.492	33.025	32.096	242.6	
							25	1'43.886	25.694	15.415	30.818	31.959	244.3	

Lap	Lap Time	T1	T2	T3	T4	Speed	Lap	Lap Time	T1	T2	T3	T4	Speed	
<b>13th</b>	<b>64</b>	<b>Bo BENDSNEYDER</b> Pertamina Mandalika NED												
		Runs=3	Total laps=13	Full laps=8	Valid laps=8									
1	2'54.874	28.630	15.612	31.268	32.213	242.6								
2	1'43.992	25.961	15.434	30.655	31.942	242.6								
3	1'43.856	25.850	15.462	30.633	31.911	243.2								
4	1'43.675 P	28.252	15.635	31.673	28.115	240.0								
5	1'52.393	29.926	16.969	33.243	32.255	189.8								
6	1'43.820	25.868	15.357	30.744	31.851	245.4								
7	1'38.941 P	25.826	15.432	30.734	26.949	243.2								
8	1'48.529	30.029	15.649	30.891	31.960	240.5								
9	1'43.121	25.592	15.302	30.449	31.778	243.7								
10	1'43.419	25.700	15.382	30.483	31.854	243.2								
11	1'43.370	25.649	15.397	30.527	31.797	244.3								
12	1'45.161	26.721	15.454	30.788	32.198	243.2								
13	1'43.512	25.641	15.402	30.549	31.920	244.3								
	PIT	27.741	15.705	32.092	27.863	238.4								

Lap	Lap Time	T1	T2	T3	T4	Speed	Lap	Lap Time	T1	T2	T3	T4	Speed	
<b>14th</b>	<b>33</b>	<b>Rory SKINNER</b> American Racing GBR						<b>16th</b>	<b>24</b>	<b>Marcos RAMIREZ</b> Forward Team SPA				
		Runs=2	Total laps=23	Full laps=20	Valid laps=20				Runs=4	Total laps=13	Full laps=7	Valid laps=7		
1	2'55.553	30.803	16.094	32.454	32.456	241.0	1	2'06.353	31.732	16.168	31.764	32.566	242.6	
2	1'44.034	25.788	15.376	30.819	32.051	244.8	2	1'43.823	25.858	15.379	30.665	31.921	247.1	
3	1'43.554	25.707	15.349	30.605	31.893	245.4	3	1'43.925	25.734	15.401	30.751	32.039	244.8	
4	1'43.504	25.598	15.400	30.608	31.898	244.3	4	1'48.679 P	25.788	17.317	36.277	29.297	175.0	
5	1'43.629	25.678	15.432	30.619	31.900	243.7	5	1'48.212	27.566	15.712	32.742	32.192	242.1	
6	1'43.799	25.698	15.475	30.789	31.837	243.2	6	1'43.628	25.669	15.385	30.651	31.923	246.5	
7	1'43.930	25.680	15.471	30.655	32.124	244.8	7	1'47.924	25.582	15.414	30.674	36.254	243.2	
8	1'43.648	25.628	15.498	30.589	31.933	245.4	8	1'43.784	25.632	15.517	30.675	31.960	245.4	
9	1'43.790	25.557	15.404	30.855	31.974	245.4	9	1'45.510 P	27.239	16.310	32.426	29.535	216.0	
10	1'43.885	25.758	15.493	30.689	31.945	244.3	10	1'46.769 P	27.528	15.690	32.804	30.747	243.7	
11	1'43.515	25.612	15.473	30.677	31.753	245.4	11	1'48.585	30.024	15.613	30.855	32.093	243.7	
							12	1'43.355	25.565	15.444	30.462	31.884	243.7	

**Fastest Lap:** Aron CANET Pons Wegow Los40 SPA **1'41.519** 25.180 15.090 30.062 31.187

These data/results cannot be reproduced, stored and/or transmitted in whole or in part by any manner of electronic, mechanical, photocopying, recording, broadcasting or otherwise now known or herein after developed without the previous express consent by the copyright owner, except for reproduction in daily press and regular printed publications on sale to the public within 60 days of the event related to those data/results and always provided that copyright symbol appears together as follows below.  
© DORNA, 2023



# Free Practice Nr. 3

Moto2

Lap	Lap Time	T1	T2	T3	T4	Speed	Lap	Lap Time	T1	T2	T3	T4	Speed
13	<b>1'48.481</b>	25.585	15.431	34.726	32.739	244.3							
	PIT	25.719	15.439	32.418	29.459	245.4							

**17th 19** **Lorenzo DALLA PO** Pertamina Mandalika ITA  
 Runs=4 Total laps=21 Full laps=14 Valid laps=14

1	2'30.933	30.699	15.800	31.729	32.915	244.8
2	<b>1'44.998</b>	26.063	15.497	31.044	32.394	246.0
3	<b>1'44.315</b>	25.831	15.560	30.897	32.027	245.4
4	<b>1'44.393</b>	25.931	15.450	30.832	32.180	246.5
5	<b>1'44.670</b>	25.975	15.545	30.962	32.188	245.4
6	<b>1'44.324</b>	25.849	15.456	30.947	32.072	245.4
7	1'58.643 P	33.600	18.483	35.694	30.866	164.8
8	1'53.788	33.064	15.928	31.657	33.139	243.7
9	<b>1'44.917</b>	26.132	15.571	30.885	32.329	246.5
10	<b>1'44.719</b>	26.009	15.566	30.835	32.309	244.3
11	1'43.630 P	25.957	15.486	31.236	30.951	245.4
12	1'54.888	34.835	16.084	31.530	32.439	241.6
13	<b>1'44.665</b>	25.905	15.548	31.062	32.150	244.8
14	<b>1'44.512</b>	26.011	15.546	30.943	32.012	245.4
15	<b>1'44.169</b>	25.863	15.489	30.837	31.980	246.0
16	<b>1'44.162</b>	25.840	15.468	30.840	32.014	246.0
17	1'57.861 P	31.996	16.347	38.368	31.150	240.0
18	1'50.861	30.990	15.879	31.530	32.462	240.0
19	<b>1'44.591</b>	25.997	15.538	30.978	32.078	244.3
20	<b>1'44.352</b>	25.850	15.530	30.973	31.999	244.3
21	1'44.042	25.810	15.486	30.813	31.933	243.7

**18th 3** **Lukas TULOVIC** Liqui Moly Husqvarna GER  
 Runs=1 Total laps=1 Full laps=0 Valid laps=0

1	2'28.100	28.919	15.604	31.137	32.134	245.4
	unfinished	25.647	15.434			242.1

**Fastest Lap:** Aron CANET Pons Wegow Los40 SPA **1'41.519** 25.180 15.090 30.062 31.187

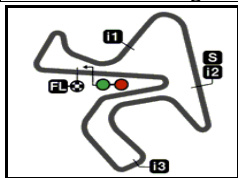
These data/results cannot be reproduced, stored and/or transmitted in whole or in part by any manner of electronic, mechanical, photocopying, recording, broadcasting or otherwise now known or herein after developed without the previous express consent by the copyright owner, except for reproduction in daily press and regular printed publications on sale to the public within 60 days of the event related to those data/results and always provided that copyright symbol appears together as follows below.  
 © DORNA, 2023

Official MotoGP Timing by **TISSOT**  
 www.motogp.com

Jerez de la Frontera, Tuesday, May 02, 2023

Page 4 of 4





4423 m.

Jerez Moto2™ & Moto3™ Official Test

Free Practice Nr. 3


Best Partial Times

IT Ideal Lap Time, sum of the best partial times

BT Best Lap Time

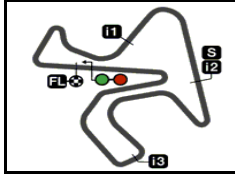
T1		T2		T3		T4				IT	BT	
Pos	Rider	Time	Rider	Time	Rider	Time	Rider	Time	Pos	Rider	IT	BT
1	A.CANET	25.180	A.CANET	15.090	A.CANET	29.985	A.CANET	31.039	1	A.CANET	1'41.294	1'41.519 (1)
2	S.LOWES	25.242	S.LOWES	15.156	J.DIXON	30.116	T.ARBOLINO	31.246	2	S.LOWES	1'41.786	1'41.891 (2)
3	F.SALAC	25.297	M.GONZALEZ	15.165	S.LOWES	30.124	S.LOWES	31.264	3	J.DIXON	1'41.889	1'41.984 (3)
4	J.DIXON	25.302	T.ARBOLINO	15.177	S.GARCIA	30.203	J.DIXON	31.270	4	T.ARBOLINO	1'42.048	1'42.259 (6)
5	B.GOMEZ	25.331	S.GARCIA	15.189	F.SALAC	30.219	M.GONZALEZ	31.285	5	S.GARCIA	1'42.069	1'42.090 (4)
6	S.GARCIA	25.352	F.SALAC	15.195	T.ARBOLINO	30.252	S.GARCIA	31.325	6	F.SALAC	1'42.131	1'42.382 (8)
7	T.ARBOLINO	25.373	J.DIXON	15.201	C.VIETTI	30.278	B.GOMEZ	31.410	7	M.GONZALEZ	1'42.180	1'42.193 (5)
8	C.VIETTI	25.384	C.VIETTI	15.226	B.GOMEZ	30.285	F.SALAC	31.420	8	B.GOMEZ	1'42.258	1'42.352 (7)
9	M.GONZALEZ	25.396	B.GOMEZ	15.232	M.GONZALEZ	30.334	C.VIETTI	31.472	9	C.VIETTI	1'42.360	1'42.518 (9)
10	A.OGURA	25.452	J.ALCOBA	15.256	A.OGURA	30.338	J.ALCOBA	31.523	10	A.OGURA	1'42.648	1'42.687 (10)
11	J.ALCOBA	25.530	S.KELLY	15.268	B.BENDSNEYDE	30.449	A.OGURA	31.583	11	J.ALCOBA	1'42.809	1'42.987 (11)
12	S.KELLY	25.546	A.OGURA	15.275	A.ESCRIG	30.459	A.ESCRIG	31.667	12	A.ESCRIG	1'43.044	1'43.044 (12)
13	R.SKINNER	25.557	B.BENDSNEYDE	15.302	M.RAMIREZ	30.462	R.SKINNER	31.731	13	R.SKINNER	1'43.112	1'43.194 (14)
14	A.ESCRIG	25.563	R.SKINNER	15.349	R.SKINNER	30.475	S.KELLY	31.760	14	B.BENDSNEYDE	1'43.121	1'43.121 (13)
15	M.RAMIREZ	25.565	A.ESCRIG	15.355	J.ALCOBA	30.500	B.BENDSNEYDE	31.778	15	S.KELLY	1'43.133	1'43.239 (15)
16	B.BENDSNEYDE	25.592	M.RAMIREZ	15.379	S.KELLY	30.559	M.RAMIREZ	31.884	16	M.RAMIREZ	1'43.290	1'43.355 (16)
17	L.TULOVIC	25.647	L.TULOVIC	15.434	L.DALLA PORTA	30.813	L.DALLA PORTA	31.933	17	L.DALLA PORTA	1'44.006	1'44.042 (17)
20	I.GUEVARA		I.GUEVARA		I.GUEVARA		I.GUEVARA		-1	L.TULOVIC		(-1)

These data/results cannot be reproduced, stored and/or transmitted in whole or in part by any manner of electronic, mechanical, photocopying, recording, broadcasting or otherwise now known or herein after developed without the previous express consent by the copyright owner, except for reproduction in daily press and regular printed publications on sale to the public within 60 days of the event related to those data/results and always provided that copyright symbol appears together as follows below.  
© DORNA, 2023

Official MotoGP Timing by   
www.motogp.com








4423 m.

## Jerez Moto2™ & Moto3™ Official Test

### Free Practice Nr. 3

### Fastest Laps Sequence

<i>Practice Time</i>	 <i>Rider</i>	<i>Nation</i>	<i>Motorcycle</i>	<i>Time</i>	<i>Km/h</i>	<i>Rider's Lap</i>
<b>3'38.644</b>	4 <b>Sean Dylan KELLY</b>	USA	KALEX	<b>1'43.856</b>	153.3	2
<b>3'47.330</b>	11 <b>Sergio GARCIA</b>	SPA	KALEX	<b>1'42.973</b>	154.6	2
<b>3'56.669</b>	40 <b>Aron CANET</b>	SPA	KALEX	<b>1'42.452</b>	155.4	2
<b>3'58.538</b>	96 <b>Jake DIXON</b>	GBR	KALEX	<b>1'42.210</b>	155.7	2
<b>4'55.015</b>	22 <b>Sam LOWES</b>	GBR	KALEX	<b>1'41.955</b>	156.1	2
<b>8'19.332</b>	22 <b>Sam LOWES</b>	GBR	KALEX	<b>1'41.891</b>	156.2	4
<b>21'07.145</b>	40 <b>Aron CANET</b>	SPA	KALEX	<b>1'41.739</b>	156.5	6
<b>22'48.664</b>	40 <b>Aron CANET</b>	SPA	KALEX	<b>1'41.519</b>	156.8	7

These data/results cannot be reproduced, stored and/or transmitted in whole or in part by any manner of electronic, mechanical, photocopying, recording, broadcasting or otherwise now known or herein after developed without the previous express consent by the copyright owner, except for reproduction in daily press and regular printed publications on sale to the public within 60 days of the event related to those data/results and always provided that copyright symbol appears together as follows below.

© DORNA, 2023

Official MotoGP Timing by TISSOT  
www.motogp.com

Jerez de la Frontera, Tuesday, May 02, 2023

