TT Circuit Assen

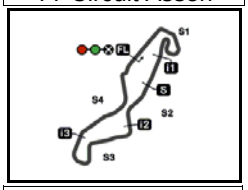

4542 m.

Results and timing service provided by TISSOT

RookiesCup

MOTUL TT ASSEN
Practice Nr. 1
Classification

		Rider	Nation	Team	Motorcycle	Time	Lap	Total	Gap		Top Speed
1	83	**Alvaro CARPE**	SPA	Red Bull Rookies- Spain	KTM	**1'46.338**	13	14			**202.3**
2	95	**Marco MORELLI**	ARG	Red Bull Rookies - Argentina	KTM	**1'46.454**	14	14	0.116	0.116	**198.0**
3	69	**Marcos RUDA**	SPA	Red Bull Rookies - Spain	KTM	**1'46.475**	13	14	0.137	0.021	**201.6**
4	94	**Guido PINI**	ITA	Red Bull Rookies - Italy	KTM	**1'46.748**	13	14	0.410	0.273	**203.3**
5	28	**Máximo QUILES**	SPA	Red Bull Rookies - Spain	KTM	**1'46.846**	14	14	0.508	0.098	**201.6**
6	93	**Arbi ADITAMA**	INA	Red Bull Rookies - Indonesia	KTM	**1'47.154**	13	14	0.816	0.308	**200.0**
7	18	**Angel PIQUERAS**	SPA	Red Bull Rookies - Spain	KTM	**1'47.234**	13	13	0.896	0.080	**200.6**
8	81	**Lorenz LUCIANO**	BEL	Red Bull Rookies - Belgium	KTM	**1'47.423**	13	14	1.085	0.189	**200.6**
9	47	**Dodo BOGGIO**	ITA	Red Bull Rookies - Italy	KTM	**1'47.476**	13	14	1.138	0.053	**202.6**
10	67	**Casey O'GORMAN**	IRL	Red Bull Rookies - Ireland	KTM	**1'47.482**	14	14	1.144	0.006	**200.3**
11	14	**Cormac BUCHANAN**	NZE	Red Bull Rookies - New Zeland	KTM	**1'47.592**	14	14	1.254	0.110	**200.9**
12	5	**Leo RAMMERSTORFER**	AUT	Red Bull Rookies - Austria	KTM	**1'47.611**	13	14	1.273	0.019	**199.6**
13	2	**Amaury MIZERA**	FRA	Red Bull Rookies - France	KTM	**1'47.677**	14	14	1.339	0.066	**202.3**
14	11	**Ruché MOODLEY**	RSA	Red Bull Rookies - South Africa	KTM	**1'47.677**	13	14	1.339		**203.3**
15	88	**Shinya EZAWA**	JPN	Red Bull Rookies - Japan	KTM	**1'47.688**	13	14	1.350	0.011	**198.7**
16	50	**Carter THOMPSON**	AUS	Red Bull Rookies - Australia	KTM	**1'47.689**	14	14	1.351	0.001	**200.6**
17	12	**Jacob ROULSTONE**	AUS	Red Bull Rookies - Australia	KTM	**1'47.692**	14	14	1.354	0.003	**200.0**
18	78	**Jakob ROSENTHALER**	AUT	Red Bull Rookies - Austria	KTM	**1'47.706**	13	14	1.368	0.014	**201.6**
19	57	**Danial SHAHRIL**	MAL	Red Bull Rookies - Malaysia	KTM	**1'47.758**	11	14	1.420	0.052	**202.3**
20	8	**Eddie O'SHEA**	GBR	Red Bull Rookies - Great Britain	KTM	**1'47.917**	13	14	1.579	0.159	**203.3**
21	23	**Rhys STEPHENSON**	GBR	Red Bull Rookies - Great Britain	KTM	**1'48.339**	14	14	2.001	0.422	**199.6**
22	56	**Kevin FARKAS**	HUN	Red Bull Rookies - Hungary	KTM	**1'48.462**	9	9	2.124	0.123	**199.3**
23	13	**Hakim DANISH**	MAL	Red Bull Rookies - Malaysia	KTM	**1'48.937**	4	5	2.599	0.475	**199.3**
24	54	**Alberto FERRANDEZ**	SPA	Red Bull Rookies - Spain	KTM	**1'49.873**	3	3	3.535	0.936	**197.4**
25	25	**Alexander ENRIQUEZ**	USA	Red Bull Rookies - United States	KTM	**1'49.961**	4	13	3.623	0.088	**200.0**
Not classified											
	27	**Rico SALMELA**	FIN	Red Bull Rookies - Finland	KTM						

Practice condition: **Dry**
Air: 26°
Humidity: 46%
Ground: 39°

Fastest Lap:	Lap: 13	**Alvaro CARPE**	**1'46.338**	153.7 Km/h
Best Race Lap:	2015	**Fabio DI GIANNANTONIO**	**1'45.094**	155.5 Km/h
All Time Lap Record:	2019	**Carlos TATAY**	**1'44.914**	155.8 Km/h

The results are provisional until the end of the limit for protest and appeals.

Time limit for protest expires 30' after publication of the results - ..... Time: .....

DORNA DATA PROCESSING .TIMING SERVICE DORNA DATA PROCESSING TIMING SERVICE DORNA DATA PROCESSING TIMING SERVICE DORNA DATA PROCESSING TIMING SERVICE DORNA DATA PROCESSING TIMING SERVICE DORNA DATA PROCESSING TIMING SERVICE DORNA DATA PROCESSING TIMING SERVICE DORNA DATA PROCCEESSS

Assen, Friday, June 23, 2023

TT Circuit Assen

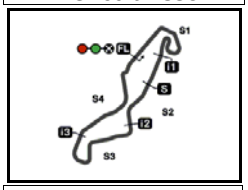

4542 m.

Results and timing service provided by TISSOT

RookiesCup

MOTUL TT ASSEN
Practice Nr. 1
Top Speed & Average

	Rider	Nation	Motorcycle	Top 5 speeds					Average	Top
8	**Eddie O'SHEA**	**GBR**	KTM	203.3	202.9	200.9	200.3	199.6	200.7	**203.3**
11	**Ruché MOODLEY**	**RSA**	KTM	203.3	202.6	202.3	201.9	201.3	202.3	**203.3**
94	**Guido PINI**	**ITA**	KTM	203.3	200.3	199.3	199.0	198.7	200.1	**203.3**
47	**Dodo BOGGIO**	**ITA**	KTM	202.6	200.9	200.6	200.0	200.0	200.7	**202.6**
2	**Amaury MIZERA**	**FRA**	KTM	202.3	201.9	200.0	199.6	199.3	200.6	**202.3**
57	**Danial SHAHRIL**	**MAL**	KTM	202.3	200.6	199.0	198.7	198.7	199.7	**202.3**
83	**Alvaro CARPE**	**SPA**	KTM	202.3	201.9	201.3	200.9	200.6	201.4	**202.3**
28	**Máximo QUILES**	**SPA**	KTM	201.6	200.6	200.0	199.3	199.3	200.0	**201.6**
69	**Marcos RUDA**	**SPA**	KTM	201.6	200.9	200.9	200.0	199.6	200.4	**201.6**
78	**Jakob ROSENTHALER**	**AUT**	KTM	201.6	201.3	200.3	200.3	199.6	200.6	**201.6**
14	**Cormac BUCHANAN**	**NZE**	KTM	200.9	198.7	198.3	198.0	198.0	198.8	**200.9**
18	**Angel PIQUERAS**	**SPA**	KTM	200.6	198.3	197.4	197.1	196.7	198.0	**200.6**
50	**Carter THOMPSON**	**AUS**	KTM	200.6	200.3	199.0	198.7	197.1	199.1	**200.6**
81	**Lorenz LUCIANO**	**BEL**	KTM	200.6	200.0	198.3	198.3	197.1	198.4	**200.6**
67	**Casey O'GORMAN**	**IRL**	KTM	200.3	199.3	199.3	198.7	197.4	199.0	**200.3**
12	**Jacob ROULSTONE**	**AUS**	KTM	200.0	199.3	199.0	198.3	197.7	198.9	**200.0**
25	**Alexander ENRIQUEZ**	**USA**	KTM	200.0	198.7	198.7	197.7	197.4	198.3	**200.0**
93	**Arbi ADITAMA**	**INA**	KTM	200.0	200.0	199.3	198.7	198.7	199.3	**200.0**
5	**Leo RAMMERSTORFER**	**AUT**	KTM	199.6	199.0	198.7	198.7	197.7	198.7	**199.6**
23	**Rhys STEPHENSON**	**GBR**	KTM	199.6	199.0	198.7	198.0	197.7	198.6	**199.6**
13	**Hakim DANISH**	**MAL**	KTM	199.3	198.3	197.4	197.4	193.0	197.1	**199.3**
56	**Kevin FARKAS**	**HUN**	KTM	199.3	199.0	198.7	197.7	197.4	198.4	**199.3**
88	**Shinya EZAWA**	**JPN**	KTM	198.7	195.8	195.2	195.2	194.5	195.7	**198.7**
95	**Marco MORELLI**	**ARG**	KTM	198.0	196.4	195.8	195.8	195.2	196.1	**198.0**
54	**Alberto FERRANDEZ**	**SPA**	KTM	197.4	193.9	192.4	190.9		193.7	**197.4**
27	**Rico SALMELA**	**FIN**	KTM	197.1	196.7				196.9	**197.1**

DORNA DATA PROCESSING ,TIMING SERVICE DORNA DATA PROCESSING TIMING SERVICE DORNA DATA PROCESSING TIMING SERVICE DORNA DATA PROCESSING TIMING SERVICE DORNA DATA PROCESSING TIMING SERVICE DORNA DATA PROCESSING TIMING SERVICE DORNA DATA PROCESSING TIMING SERVICE DORNA DATA PROCCEESSS

Assen, Friday, June 23, 2023

TT Circuit Assen

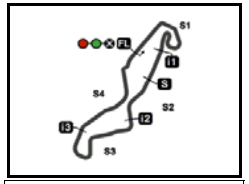

4542 m.

Results and timing service provided by TISSOT

RookiesCup

MOTUL TT ASSEN

Practice Nr. 1

Best Partial Times

IT *Ideal Lap Time, sum of the best partial times* ***BT*** *Best Lap Time*

T1		T2		T3		T4	
Pos Rider	Time	Rider	Time	Rider	Time	Rider	Time
1 G.PINI	34.589	A.CARPE	16.969	A.CARPE	29.698	M.MORELLI	24.636
2 M.RUDA	**34.604**	**A.MIZERA**	**17.005**	**M.RUDA**	**29.874**	**G.PINI**	**24.675**
3 D.BOGGIO	34.615	C.O'GORMAN	17.024	M.MORELLI	29.910	M.RUDA	24.736
4 A.CARPE	**34.620**	**J.ROSENTHALE**	**17.041**	**M.QUILES**	**30.008**	**M.QUILES**	**24.793**
5 M.MORELLI	34.684	M.RUDA	17.053	R.STEPHENSON	30.065	A.CARPE	24.809
6 M.QUILES	**34.706**	**G.PINI**	**17.058**	**A.ADITAMA**	**30.108**	**C.BUCHANAN**	**24.858**
7 A.PIQUERAS	34.749	E.O'SHEA	17.071	A.PIQUERAS	30.117	S.EZAWA	24.863
8 C.O'GORMAN	**34.797**	**D.SHAHRIL**	**17.080**	**G.PINI**	**30.134**	**A.ADITAMA**	**24.905**
9 C.THOMPSON	34.879	L.RAMMERSTOR	17.081	C.O'GORMAN	30.181	A.PIQUERAS	24.906
10 A.ADITAMA	**34.907**	**L.LUCIANO**	**17.094**	**C.THOMPSON**	**30.195**	**J.ROULSTONE**	**24.931**
11 L.LUCIANO	34.925	C.BUCHANAN	17.101	L.LUCIANO	30.232	C.O'GORMAN	24.963
12 D.SHAHRIL	**34.939**	**C.THOMPSON**	**17.116**	**A.MIZERA**	**30.241**	**K.FARKAS**	**24.995**
13 L.RAMMERSTOR	34.964	R.MOODLEY	17.120	J.ROULSTONE	30.241	A.MIZERA	25.014
14 S.EZAWA	**34.993**	**M.MORELLI**	**17.148**	**D.BOGGIO**	**30.268**	**J.ROSENTHALE**	**25.029**
15 J.ROULSTONE	35.055	D.BOGGIO	17.187	E.O'SHEA	30.270	L.LUCIANO	25.040
16 C.BUCHANAN	**35.090**	**A.ADITAMA**	**17.195**	**R.MOODLEY**	**30.292**	**L.RAMMERSTOR**	**25.043**
17 R.MOODLEY	35.099	K.FARKAS	17.227	J.ROSENTHALE	30.301	D.SHAHRIL	25.048
18 H.DANISH	**35.120**	**H.DANISH**	**17.249**	**H.DANISH**	**30.334**	**R.MOODLEY**	**25.076**
19 J.ROSENTHALE	35.123	J.ROULSTONE	17.277	L.RAMMERSTOR	30.336	C.THOMPSON	25.113
20 R.STEPHENSON	**35.142**	**M.QUILES**	**17.304**	**D.SHAHRIL**	**30.357**	**E.O'SHEA**	**25.116**
21 K.FARKAS	35.168	S.EZAWA	17.331	C.BUCHANAN	30.415	D.BOGGIO	25.116
22 A.MIZERA	**35.186**	**A.PIQUERAS**	**17.414**	**S.EZAWA**	**30.417**	**R.STEPHENSON**	**25.307**
23 E.O'SHEA	35.213	R.STEPHENSON	17.425	K.FARKAS	30.732	H.DANISH	25.374
24 A.ENRIQUEZ	**35.584**	**A.ENRIQUEZ**	**17.594**	**A.ENRIQUEZ**	**30.991**	**A.FERRANDEZ**	**25.407**

Pos	Rider	IT	BT	
1	**A.CARPE**	1'46.096	1'46.338	(1)
2	**M.RUDA**	1'46.267	1'46.475	(3)
3	**M.MORELLI**	1'46.378	1'46.454	(2)
4	**G.PINI**	1'46.456	1'46.748	(4)
5	**M.QUILES**	1'46.811	1'46.846	(5)
6	**C.O'GORMAN**	1'46.965	1'47.482	(10)
7	**A.ADITAMA**	1'47.115	1'47.154	(6)
8	**A.PIQUERAS**	1'47.186	1'47.234	(7)
8	**D.BOGGIO**	1'47.186	1'47.476	(9)
10	**L.LUCIANO**	1'47.291	1'47.423	(8)
11	**C.THOMPSON**	1'47.303	1'47.689	(16)
12	**L.RAMMERST**	1'47.424	1'47.611	(12)
12	**D.SHAHRIL**	1'47.424	1'47.758	(19)
14	**A.MIZERA**	1'47.446	1'47.677	(13)
15	**C.BUCHANAN**	1'47.464	1'47.592	(11)
16	**J.ROSENTHAL**	1'47.494	1'47.706	(18)
17	**J.ROULSTONE**	1'47.504	1'47.692	(17)
18	**R.MOODLEY**	1'47.587	1'47.677	(14)
19	**S.EZAWA**	1'47.604	1'47.688	(15)
20	**E.O'SHEA**	1'47.670	1'47.917	(20)
21	**R.STEPHENSO**	1'47.939	1'48.339	(21)
22	**H.DANISH**	1'48.077	1'48.937	(23)
23	**K.FARKAS**	1'48.122	1'48.462	(22)
24	**A.ENRIQUEZ**	1'49.611	1'49.961	(25)

DORNA DATA PROCESSING .TIMING SERVICE DORNA DATA PROCESSING TIMING SERVICE DORNA DATA PROCESSING TIMING SERVICE DORNA DATA PROCESSING TIMING SERVICE DORNA DATA PROCESSING TIMING SERVICE DORNA DATA PROCESSING TIMING SERVICE DORNA DATA PROCESSING TIMING SERVICE DORNA DATA PROCCEESSS

TT Circuit Assen

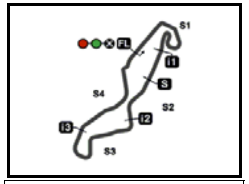

4542 m.

Results and timing service provided by TISSOT

RookiesCup

MOTUL TT ASSEN

Practice Nr. 1

Best Partial Times

IT *Ideal Lap Time, sum of the best partial times* ***BT*** *Best Lap Time*

T1			T2		T3		T4							
Pos	*Rider*	*Time*	*Rider*	*Time*	*Rider*	*Time*	*Rider*	*Time*	*Pos*	*Rider*	*IT*	*BT*	
25	A.FERRANDEZ	35.797	A.FERRANDEZ	17.673	A.FERRANDEZ	30.996	A.ENRIQUEZ	25.442	25	**A.FERRANDEZ**	1'49.873	1'49.873	(24)
26	**R.SALMELA**	**36.770**	**R.SALMELA**	**18.031**	**R.SALMELA**	**31.549**	**R.SALMELA**	**26.657**	-1	**R.SALMELA**			(-1)

DORNA DATA PROCESSING .TIMING SERVICE DORNA DATA PROCESSING TIMING SERVICE DORNA DATA PROCESSING TIMING SERVICE DORNA DATA PROCESSING TIMING SERVICE DORNA DATA PROCESSING TIMING SERVICE DORNA DATA PROCESSING TIMING SERVICE DORNA DATA PROCESSING TIMING SERVICE DORNA DATA PROCCEESSS

TT Circuit Assen

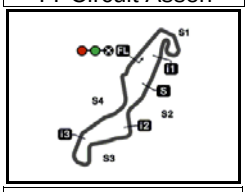

4542 m.

Results and timing service provided by TISSOT

RookiesCup

MOTUL TT ASSEN
Practice Nr. 1
Fastest Laps Sequence

Practice Time	Rider	Nation	Motorcycle	Time	Km/h	Rider's Lap
3'49.369	12 **Jacob ROULSTONE**	AUS	KTM	**1'50.963**	147.3	2
3'53.079	56 **Kevin FARKAS**	HUN	KTM	**1'49.804**	148.9	2
5'42.799	56 **Kevin FARKAS**	HUN	KTM	**1'49.720**	149.0	3
5'43.949	67 **Casey O'GORMAN**	IRL	KTM	**1'48.946**	150.0	3
5'55.553	18 **Angel PIQUERAS**	SPA	KTM	**1'48.921**	150.1	3
7'31.306	56 **Kevin FARKAS**	HUN	KTM	**1'48.507**	150.6	4
7'32.111	67 **Casey O'GORMAN**	IRL	KTM	**1'48.162**	151.1	4
7'54.254	69 **Marcos RUDA**	SPA	KTM	**1'47.944**	151.4	4
13'18.550	57 **Danial SHAHRIL**	MAL	KTM	**1'47.934**	151.4	7
13'19.684	83 **Alvaro CARPE**	SPA	KTM	**1'47.501**	152.1	7
13'27.486	95 **Marco MORELLI**	ARG	KTM	**1'46.708**	153.2	7
22'28.545	69 **Marcos RUDA**	SPA	KTM	**1'46.645**	153.3	12
24'15.020	69 **Marcos RUDA**	SPA	KTM	**1'46.475**	153.5	13
24'16.381	83 **Alvaro CARPE**	SPA	KTM	**1'46.338**	153.7	13

DORNA DATA PROCESSING ,TIMING SERVICE DORNA DATA PROCESSING TIMING SERVICE DORNA DATA PROCESSING TIMING SERVICE DORNA DATA PROCESSING TIMING SERVICE DORNA DATA PROCESSING TIMING SERVICE DORNA DATA PROCESSING TIMING SERVICE DORNA DATA PROCESSING TIMING SERVICE DORNA DATA PROCCEESSS

Assen, Friday, June 23, 2023

TT Circuit Assen

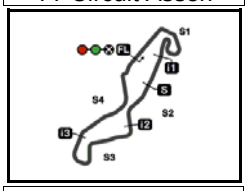

4542 m.

Results and timing service provided by TISSOT

RookiesCup

MOTUL TT ASSEN
Practice Nr. 1
Chronological Analysis of Performances

** Lap / Sector time cancelled*
P Crossing the finish line in pit lane
T1 Time from finish line to 1st intermediate
T2 Time from 1st intermed. to 2nd intermed.
T3 Time from 2nd intermed. to 3rd intermed.
T4 Time from 3rd intermediate to finish line

1st 83 Alvaro CARPE — Red Bull Rookies - Sp SPA
Runs=1 Total laps=14 Full laps=13 Valid laps=8

Lap	Lap Time		T1	T2	T3	T4	Speed
1	2'11.822	*	35.963	19.088	33.233	26.999*	198.7
2	1'53.296	*	37.98*	17.914	31.703	25.694	198.7
3	**1'50.184**		36.217	17.609	30.899	25.459	202.3
4	**1'49.092**		35.537	17.621	30.742	25.192	196.7
5	1'55.032	*	39.645	17.537	31.202	26.648*	200.9
6	1'52.757	*	36.18*	17.461	33.575	25.541	199.6
7	**1'47.501**		34.964	17.247	30.276	25.014	200.6
8	**1'51.218**		34.952	17.350	32.557	26.359	197.4
9	**1'50.738**		34.744	17.397	30.753	27.844	199.0
10	1'48.624	*	35.31*	17.499	30.689	25.125	197.7
11	**1'47.584**		34.911	17.337	30.367	24.969	197.1
12	**1'52.195**		39.760	17.309	30.317	24.809	197.7
13	**1'46.338**		34.620	17.006	29.698	25.014	201.9
14	1'50.825	*	34.674	16.969	30.682*	28.500	201.3

2nd 95 Marco MORELLI — Red Bull Rookies - Ar ARG
Runs=1 Total laps=14 Full laps=13 Valid laps=7

Lap	Lap Time		T1	T2	T3	T4	Speed
1	2'31.418		37.059	19.109	32.709	26.740	192.1
2	1'51.785	*	37.060	17.906	31.128	25.691*	193.3
3	1'49.309	*	35.69*	17.513	30.796	25.306	195.8
4	**1'48.224**		35.105	17.476	30.436	25.207	195.2
5	1'52.441	*	38.408	17.538	30.541	25.954*	193.9
6	1'47.601	*	35.09*	17.218	30.301	24.984	198.0
7	**1'46.708**		34.684	17.149	30.035	24.840	196.4
8	1'51.929	*	37.31*	17.587	31.390	25.636	191.5
9	**1'47.182**		34.709	17.260	30.168	25.045	194.5
10	1'50.077	*	35.61*	17.544	31.676	25.244	192.1
11	**1'46.823**		34.713	17.148	30.049	24.913	195.8
12	**1'54.106**		38.998	17.764	31.940	25.404	189.4
13	**1'46.836**		34.697	17.224	30.003	24.912	194.5
14	**1'46.454**		34.685	17.223	29.910	24.636	195.2

3rd 69 Marcos RUDA — Red Bull Rookies - Sp SPA
Runs=1 Total laps=14 Full laps=13 Valid laps=7

Lap	Lap Time		T1	T2	T3	T4	Speed
1	2'24.235		34.262	18.301	31.878	25.888	195.2
2	1'51.756	*	36.14*	17.663	30.946	27.004	197.4
3	1'50.319	*	36.78*	17.714	30.782	25.037	194.9
4	**1'47.944**		35.389	17.349	30.334	24.872	197.7
5	1'48.173	*	35.236	17.217	30.194	25.526*	199.0
6	1'47.345	*	35.21*	17.138	30.126	24.868	201.6
7	1'51.606	*	39.12*	17.280	30.354	24.844	199.3
8	**1'54.200**		34.815	17.370	32.408	29.607	200.9
9	**1'47.012**		34.938	17.091	30.183	24.800	199.6
10	1'52.423	*	35.28*	17.105	34.073	25.960	200.9
11	**1'46.887**		34.839	17.053	30.206	24.789	200.0
12	**1'46.645**		34.741	17.120	30.048	24.736	199.3
13	**1'46.475**		34.604	17.106	29.874	24.891	199.6
14	**1'50.916**		34.664	17.207	31.612	27.433	197.1

4th 94 Guido PINI — Red Bull Rookies - Ital ITA
Runs=1 Total laps=14 Full laps=13 Valid laps=7

Lap	Lap Time		T1	T2	T3	T4	Speed
1	2'27.879		38.434	19.251	33.848	27.477	194.2
2	1'54.246	*	37.14*	18.292	32.115	26.696*	196.7
3	1'50.831	*	36.22*	17.820	31.319	25.466	196.4
4	**1'48.112**		35.082	17.283	30.656	25.091	200.3
5	1'49.033	*	35.116	17.395	30.883	25.639*	198.0
6	1'47.834	*	35.08*	17.243	30.470	25.034	199.3
7	1'47.714	*	34.81*	17.111	30.613	25.179	198.3
8	**1'47.105**		34.823	17.125	30.392	24.765	198.3
9	**1'46.893**		34.742	17.173	30.303	24.675	198.7
10	1'53.777	*	39.13*	17.852	31.315	25.479	192.1
11	**1'47.120**		34.901	17.181	30.232	24.806	197.7
12	**1'46.969**		34.693	17.058	30.388	24.830	203.3
13	**1'46.748**		34.589	17.186	30.134	24.839	199.0
14	**1'55.261**		34.768	17.692	35.687	27.114	194.2

5th 28 Máximo QUILES — Red Bull Rookies - Sp SPA
Runs=1 Total laps=14 Full laps=13 Valid laps=7

Lap	Lap Time		T1	T2	T3	T4	Speed
1	2'39.790		40.888	19.509	33.927	26.931	196.4
2	1'53.672	*	36.783	18.434	31.915	26.540*	197.1
3	1'51.102	*	36.27*	18.019	31.250	25.559	198.3
4	**1'49.477**		35.551	17.628	30.909	25.389	199.3
5	1'50.900	*	35.557	17.514	30.520	27.309*	200.6
6	1'48.949	*	35.64*	17.451	30.685	25.168	201.6
7	**1'47.986**		35.019	17.515	30.417	25.035	200.0
8	1'48.234	*	34.825	17.596	30.617	25.196*	199.0
9	**1'48.455**		35.138	17.578	30.620	25.119	198.0
10	1'47.837	*	34.98*	17.347	30.495	25.012	197.1
11	**1'47.635**		34.950	17.384	30.336	24.965	199.0
12	**1'47.686**		34.919	17.377	30.390	25.000	199.3
13	**1'47.285**		34.842	17.342	30.308	24.793	199.0
14	**1'46.846**		34.706	17.304	30.008	24.828	199.3

6th 93 Arbi ADITAMA — Red Bull Rookies - Ind INA
Runs=1 Total laps=14 Full laps=13 Valid laps=9

Lap	Lap Time		T1	T2	T3	T4	Speed
1	2'17.571		35.933	19.109	33.182	26.504	198.7
2	**1'52.331**		36.644	18.105	31.579	26.003	197.4
3	1'50.445	*	36.111	17.582	30.988*	25.764	198.7
4	**1'49.272**		35.782	17.451	30.747	25.292	197.7
5	1'48.886	*	35.629	17.258	30.590	25.409*	200.0

Fastest Lap: Alvaro CARPE — Red Bull Rookies - Sp SPA — **1'46.338** — 34.620 — 17.006 — 29.698 — 25.014

DORNA DATA PROCESSING TIMING SERVICE DORNA DATA PROCESSING TIMING SERVICE DORNA DATA PROCESSING TIMING SERVICE DORNA DATA PROCESSING TIMING SERVICE DORNA DATA PROCESSING TIMING SERVICE DORNA DATA PROCESSING TIMING SERVICE DORNA DATA PROCESSING TIMING SERVICE DORNA DATA PROCCEESSS

Assen, Friday, June 23, 2023

Lap	Lap Time		T1	T2	T3	T4	Speed
6	1'56.404	*	41.93*	17.490	31.490	25.492	198.3
7	**1'48.607**		35.440	17.333	30.454	25.380	198.3
8	**1'47.954**		35.117	17.235	30.510	25.092	199.3
9	**1'47.782**		35.032	17.241	30.349	25.160	197.7
10	1'58.114	*	43.97*	17.721	31.069	25.348	195.8
11	**1'47.861**		35.106	17.283	30.379	25.093	197.1
12	**1'47.875**		35.226	17.313	30.352	24.984	196.7
13	**1'47.154**		34.907	17.201	30.141	24.905	198.0
14	**1'47.754**		35.026	17.195	30.108	25.425	200.0

7th 18 Angel PIQUERAS
Red Bull Rookies - Sp SPA
Runs=2 Total laps=13 Full laps=10 Valid laps=9

Lap	Lap Time		T1	T2	T3	T4	Speed
1	2'16.391		37.057	19.048	32.329	27.107	189.1
2	**1'50.241**		35.734	18.019	30.873	25.615	196.4
3	**1'48.921**		35.361	17.598	30.637	25.325	200.6
4	1'56.240	P	35.859	17.581	30.766	32.034	198.3
5	4'20.289		32.688	17.905	31.291	25.505	197.4
6	**1'49.140**		35.311	17.659	30.846	25.324	196.4
7	**1'48.305**		35.110	17.523	30.529	25.143	196.4
8	**1'48.289**		34.932	17.630	30.637	25.090	195.5
9	1'49.194	*	35.24*	17.940	30.793	25.212	190.6
10	**1'47.538**		34.821	17.426	30.338	24.953	197.1
11	**1'49.746**		35.376	17.961	30.888	25.521	190.9
12	**1'47.625**		34.766	17.414	30.361	25.084	195.8
13	**1'47.234**		34.749	17.462	30.117	24.906	196.7

8th 81 Lorenz LUCIANO
Red Bull Rookies - Bel BEL
Runs=1 Total laps=14 Full laps=13 Valid laps=9

Lap	Lap Time		T1	T2	T3	T4	Speed
1	2'16.649		36.294	18.804	32.466	27.111	196.1
2	**1'52.491**		36.740	18.105	31.519	26.127	196.4
3	**1'50.268**		36.145	17.539	30.887	25.697	197.1
4	**1'48.597**		35.425	17.332	30.515	25.325	196.7
5	1'48.819	*	35.195	17.388	30.663	25.573*	198.3
6	1'53.373	*	39.21*	17.191	31.416	25.551	200.6
7	**1'48.061**		35.087	17.327	30.389	25.258	197.1
8	**1'52.177**		36.769	17.375	30.808	27.225	196.4
9	**1'49.126**		35.023	17.498	31.052	25.553	197.1
10	1'51.347	*	36.25*	17.556	32.088	25.451	192.1
11	**1'47.628**		35.134	17.210	30.244	25.040	198.3
12	**1'48.072**		35.160	17.275	30.528	25.109	195.2
13	**1'47.423**		34.925	17.194	30.232	25.072	196.1
14	1'52.144	*	36.54*	17.094	31.096	27.407	200.0

9th 47 Dodo BOGGIO
Red Bull Rookies - Ital ITA
Runs=1 Total laps=14 Full laps=13 Valid laps=10

Lap	Lap Time		T1	T2	T3	T4	Speed
1	2'16.144		35.690	19.543	32.618	27.394	194.5
2	**1'54.793**		38.261	18.369	31.726	26.437	200.0
3	**1'50.998**		35.790	18.060	31.091	26.057	200.0
4	**1'50.367**		35.541	17.841	31.046	25.939	198.0
5	1'50.291	*	35.280	17.748	31.077	26.186*	199.6
6	1'49.285	*	35.34*	17.454	30.836	25.647	202.6
7	**1'49.042**		35.182	17.536	30.698	25.626	198.7
8	**1'49.224**		34.923	17.640	30.771	25.890	198.3
9	**1'49.364**		34.979	17.758	30.837	25.790	194.9
10	1'52.541	*	38.27*	17.618	31.169	25.482	199.0
11	**1'47.566**		34.835	17.299	30.268	25.164	200.6
12	**1'49.343**		35.001	17.680	31.166	25.496	198.3
13	**1'47.476**		34.615	17.340	30.405	25.116	200.0
14	**1'50.164**		34.838	17.187	30.581	27.558	200.9

10th 67 Casey O'GORMAN
Red Bull Rookies - Irel IRL
Runs=1 Total laps=14 Full laps=13 Valid laps=11

Lap	Lap Time		T1	T2	T3	T4	Speed
1	2'04.419		35.530	18.663	31.593	26.445	194.5
2	**1'50.584**		36.432	17.873	30.802	25.477	199.3
3	**1'48.946**		35.648	17.390	30.602	25.306	198.7
4	**1'48.162**		35.239	17.445	30.502	24.976	195.8
5	1'52.921	*	39.29*	17.455	30.805	25.371	196.7
6	1'49.216	*	35.97*	17.434	30.661	25.151	196.7
7	**1'47.972**		35.185	17.297	30.490	25.000	197.4
8	**1'47.967**		35.177	17.305	30.444	25.041	194.9
9	**1'47.643**		34.907	17.309	30.392	25.035	194.9
10	**1'47.823**		34.797	17.443	30.350	25.233	193.3
11	**1'47.627**		34.939	17.308	30.356	25.024	193.9
12	**1'59.776**		41.838	18.138	32.084	27.716	188.3
13	**1'47.627**		34.981	17.024	30.181	25.441	199.3
14	**1'47.482**		34.921	17.262	30.336	24.963	200.3

11th 14 Cormac BUCHANA
Red Bull Rookies- Ne NZE
Runs=1 Total laps=14 Full laps=13 Valid laps=13

Lap	Lap Time		T1	T2	T3	T4	Speed
1	2'04.443		34.197	18.299	31.545	25.710	196.1
2	**1'50.143**		36.214	17.699	30.960	25.270	197.1
3	**1'49.588**		35.832	17.452	30.891	25.413	196.1
4	**1'48.382**		35.478	17.321	30.566	25.017	197.4
5	**1'49.707**		35.517	17.400	31.475	25.315	197.1
6	**1'52.216**		39.213	17.262	30.656	25.085	198.0
7	**1'48.188**		35.620	17.128	30.529	24.911	198.7
8	**1'47.982**		35.288	17.205	30.631	24.858	197.4
9	**1'48.265**		35.326	17.253	30.675	25.011	196.4
10	**1'48.582**		35.274	17.588	30.717	25.003	194.9
11	**1'47.755**		35.166	17.114	30.443	25.032	198.0
12	**1'56.863**		40.132	18.019	31.656	27.056	190.9
13	**1'48.887**		35.245	17.122	30.916	25.604	198.3
14	**1'47.592**		35.090	17.101	30.415	24.986	200.9

12th 5 Leo RAMMERSTOR
Red Bull Rookies - Au AUT
Runs=1 Total laps=14 Full laps=13 Valid laps=10

Lap	Lap Time		T1	T2	T3	T4	Speed
1	2'20.889		34.837	18.341	32.921	26.548	190.9
2	**1'54.297**		36.667	18.287	31.540	27.803	194.5
3	**1'51.828**		37.325	17.739	31.390	25.374	192.7
4	**1'48.889**		35.492	17.438	30.690	25.269	195.2
5	1'50.018	*	35.739	17.477	30.824	25.978*	193.6
6	1'49.478	*	35.79*	17.457	30.686	25.537	196.4
7	**1'48.615**		35.294	17.381	30.482	25.458	196.7
8	**1'48.332**		35.243	17.232	30.506	25.351	197.7
9	**1'49.006**		35.499	17.422	30.666	25.419	199.6
10	1'49.710	*	35.52*	17.711	30.958	25.521	194.5
11	**1'48.511**		35.226	17.158	30.820	25.307	198.7
12	**1'49.617**		35.373	17.595	31.049	25.600	198.7
13	**1'47.611**		34.994	17.238	30.336	25.043	197.1
14	**1'49.113**		34.964	17.081	30.394	26.674	199.0

Fastest Lap: Alvaro CARPE Red Bull Rookies - Sp SPA **1'46.338** 34.620 17.006 29.698 25.014

DORNA DATA PROCESSING TIMING SERVICE DORNA DATA PROCESSING TIMING SERVICE DORNA DATA PROCESSING TIMING SERVICE DORNA DATA PROCESSING TIMING SERVICE DORNA DATA PROCESSING TIMING SERVICE DORNA DATA PROCESSING TIMING SERVICE DORNA DATA PROCESSING TIMING SERVICE DORNA DATA PROCCEESSS

13th 2 Amaury MIZERA — Red Bull Rookies - Fr FRA

Runs=1 Total laps=14 Full laps=13 Valid laps=8

Lap	Lap Time		T1	T2	T3	T4	Speed
1	2'07.506		34.578	18.664	31.790	26.916	198.3
2	**1'52.148**		36.564	18.156	31.377	26.051	197.4
3	**1'50.548**		36.191	17.781	30.909	25.667	196.7
4	**1'51.002**		37.178	17.790	30.654	25.380	198.7
5	1'48.643	*	35.499	17.284	30.476	25.384*	199.3
6	1'48.998	*	35.67*	17.355	30.335	25.636	200.0
7	1'48.830	*	35.53*	17.250	30.503	25.539	199.6
8	**1'47.959**		35.365	17.264	30.316	25.014	197.7
9	**1'50.865**		35.446	17.408	31.324	26.687	197.7
10	1'48.970	*	35.44*	17.318	30.654	25.551	196.7
11	1'48.775	*	35.48*	17.137	30.564	25.588	198.7
12	**1'48.588**		35.747	17.103	30.388	25.350	199.0
13	**1'48.403**		35.381	17.005	30.310	25.707	201.9
14	**1'47.677**		35.186	17.054	30.241	25.196	202.3

14th 11 Ruché MOODLEY — Red Bull Rookies - So RSA

Runs=1 Total laps=14 Full laps=13 Valid laps=7

Lap	Lap Time		T1	T2	T3	T4	Speed
1	2'10.790	*	35.112	18.720	32.635	27.012*	196.1
2	1'52.393	*	36.70*	18.126	31.562	26.000	199.6
3	1'50.535	*	36.142	17.736	31.122	25.535*	200.0
4	1'51.851	*	37.78*	17.945	30.644	25.476	197.4
5	1'49.808	*	35.587	17.593	30.951	25.677*	201.9
6	1'49.859	*	35.75*	17.480	31.154	25.471	201.3
7	**1'57.722**		37.483	18.519	36.200	25.520	186.8
8	**1'49.084**		35.225	17.640	30.762	25.457	202.3
9	**1'48.895**		35.561	17.556	30.618	25.160	200.9
10	1'49.591	*	35.42*	17.964	30.975	25.230	193.6
11	**1'48.421**		35.235	17.374	30.677	25.135	200.6
12	**1'48.410**		35.341	17.322	30.671	25.076	200.0
13	**1'47.677**		35.099	17.120	30.292	25.166	203.3
14	**1'51.276**		35.135	17.134	31.380	27.627	202.6

15th 88 Shinya EZAWA — Red Bull Rookies - Ja JPN

Runs=1 Total laps=14 Full laps=13 Valid laps=8

Lap	Lap Time		T1	T2	T3	T4	Speed
1	2'08.853		34.528	18.542	32.226	26.101	193.6
2	**1'51.735**		36.489	18.019	31.470	25.757	193.6
3	**1'49.892**		35.955	17.611	30.877	25.449	198.7
4	**1'51.432**		36.292	18.048	31.735	25.357	193.6
5	1'50.508	*	35.82*	17.567	31.153	25.968*	195.2
6	1'49.704	*	36.06*	17.455	30.916	25.266	195.2
7	2'00.059	*	36.95*	19.632	38.303	25.168	177.6
8	**1'49.082**		35.567	17.561	30.761	25.193	193.0
9	**1'48.663**		35.621	17.353	30.476	25.213	194.5
10	1'53.759	*	39.06*	17.833	31.378	25.485	194.5
11	**1'48.556**		35.400	17.379	30.547	25.230	194.2
12	**1'48.136**		35.282	17.513	30.478	24.863	194.2
13	**1'47.688**		34.993	17.331	30.417	24.947	195.8
14	1'51.777	*	35.38*	17.468	33.882	25.046	193.6

16th 50 Carter THOMPSON — Red Bull Rookies - Au AUS

Runs=1 Total laps=14 Full laps=13 Valid laps=10

Lap	Lap Time		T1	T2	T3	T4	Speed
1	2'07.222		36.211	18.654	32.321	26.784	196.1
2	**1'52.603**		36.747	18.220	31.527	26.109	193.0
3	**1'50.703**		36.375	17.764	30.813	25.751	197.1
4	**1'49.180**		35.421	17.764	30.557	25.438	193.6
5	1'49.169	*	35.302	17.532	30.661	25.674*	196.1
6	1'49.550	*	35.59*	17.694	30.802	25.464	195.5
7	**1'48.678**		35.278	17.497	30.611	25.292	196.7
8	**1'48.319**		34.993	17.560	30.583	25.183	193.0
9	**1'51.484**		35.182	17.725	31.278	27.299	193.3
10	1'48.657	*	35.13*	17.721	30.407	25.398	198.7
11	**1'48.957**		35.528	17.173	30.443	25.813	199.0
12	**1'47.812**		35.173	17.331	30.195	25.113	195.5
13	**1'48.458**		35.144	17.116	30.492	25.706	200.6
14	**1'47.689**		34.879	17.307	30.287	25.216	200.3

17th 12 Jacob ROULSTONE — Red Bull Rookies - Au AUS

Runs=1 Total laps=14 Full laps=13 Valid laps=13

Lap	Lap Time		T1	T2	T3	T4	Speed
1	1'58.406		33.603	18.183	31.647	26.206	193.9
2	**1'50.963**		36.049	17.960	31.279	25.675	196.7
3	**1'50.514**		36.051	17.752	31.177	25.534	195.5
4	**1'49.908**		35.714	17.720	30.946	25.528	194.2
5	**1'49.356**		35.406	17.575	30.915	25.460	197.7
6	**1'53.144**		37.099	19.809	30.983	25.253	181.3
7	**1'48.551**		35.197	17.413	30.661	25.280	200.0
8	**1'48.374**		35.114	17.374	30.707	25.179	198.3
9	**1'50.055**		37.149	17.284	30.683	24.939	199.0
10	**1'47.826**		35.088	17.281	30.526	24.931	199.3
11	**1'48.007**		35.140	17.299	30.550	25.018	197.4
12	**1'56.803**		39.866	17.814	31.868	27.255	194.2
13	**1'48.493**		35.103	17.310	30.658	25.422	197.4
14	**1'47.692**		35.055	17.277	30.241	25.119	197.1

18th 78 Jakob ROSENTHAL — Red Bull Rookies - Au AUT

Runs=1 Total laps=14 Full laps=13 Valid laps=10

Lap	Lap Time		T1	T2	T3	T4	Speed
1	2'07.444		34.790	18.430	32.288	26.960	197.1
2	**1'52.327**		36.967	18.068	31.526	25.766	197.4
3	**1'51.048**		36.535	17.832	31.146	25.535	198.3
4	**1'49.800**		36.089	17.620	30.689	25.402	198.3
5	1'49.087	*	35.717	17.337	30.590	25.443*	196.7
6	1'49.382	*	36.05*	17.251	30.494	25.582	201.3
7	**1'49.641**		35.964	17.197	30.684	25.796	201.6
8	**1'48.629**		35.497	17.189	30.667	25.276	200.3
9	**1'48.637**		35.413	17.389	30.561	25.274	196.1
10	1'48.702	*	35.36*	17.497	30.566	25.271	193.6
11	**1'49.086**		35.779	17.410	30.694	25.203	199.6
12	**1'48.730**		35.459	17.241	30.541	25.489	195.5
13	**1'47.706**		35.237	17.041	30.399	25.029	200.3
14	**1'48.209**		35.123	17.471	30.301	25.314	193.9

19th 57 Danial SHAHRIL — Red Bull Rookies - Ma MAL

Runs=1 Total laps=14 Full laps=13 Valid laps=9

Lap	Lap Time		T1	T2	T3	T4	Speed
1	2'13.510		35.797	18.349	32.285	26.969	195.8
2	**1'51.587**		36.442	17.724	31.507	25.914	198.3
3	**1'50.328**		36.037	17.529	30.927	25.835	197.7
4	**1'49.334**		35.729	17.451	30.910	25.244	198.0
5	1'55.554	*	35.495	17.761	36.412	25.886*	197.4
6	1'50.303	*	36.78*	17.339	30.883	25.298	200.6
7	**1'47.934**		35.107	17.170	30.525	25.132	198.7
8	1'56.265	*	42.863	17.294	30.544	25.564*	198.7

Fastest Lap: Alvaro CARPE — Red Bull Rookies - Sp SPA **1'46.338** 34.620 17.006 29.698 25.014

DORNA DATA PROCESSING TIMING SERVICE DORNA DATA PROCESSING TIMING SERVICE DORNA DATA PROCESSING TIMING SERVICE DORNA DATA PROCESSING TIMING SERVICE DORNA DATA PROCESSING TIMING SERVICE DORNA DATA PROCESSING TIMING SERVICE DORNA DATA PROCESSING TIMING SERVICE DORNA DATA PROCCEESSS

Lap	Lap Time		T1	T2	T3	T4	Speed
9	**1'48.132**		35.138	17.307	30.458	25.229	197.1
10	1'48.486	*	35.34*	17.165	30.928	25.048	199.0
11	**1'47.758**		35.070	17.080	30.412	25.196	202.3
12	**1'53.057**		35.380	17.459	34.724	25.494	198.7
13	**1'47.945**		35.020	17.332	30.438	25.155	197.4
14	**1'47.943**		34.939	17.427	30.357	25.220	198.3

20th 8 Eddie O'SHEA — Red Bull Rookies - Gr GBR

Runs=1 Total laps=14 Full laps=13 Valid laps=12

1	2'04.673		35.670	18.482	31.959	26.172	197.7
2	**1'50.976**		36.337	17.576	31.303	25.760	203.3
3	**1'49.766**		35.951	17.548	30.814	25.453	198.7
4	**1'48.902**		35.759	17.205	30.607	25.331	199.6
5	**1'48.848**		35.529	17.199	30.508	25.612	200.9
6	**1'48.730**		35.500	17.359	30.659	25.212	199.6
7	**1'52.884**		39.266	17.359	30.816	25.443	199.6
8	**1'53.561**		35.557	17.516	31.401	29.087	196.7
9	**1'48.797**		35.566	17.330	30.599	25.302	199.0
10	1'47.687	*	35.05*	17.091	30.426	25.116	202.9
11	**1'48.878**		35.558	17.389	30.667	25.264	196.1
12	**1'51.001**		37.837	17.310	30.624	25.230	197.7
13	**1'47.917**		35.213	17.203	30.384	25.117	199.6
14	**1'47.946**		35.358	17.071	30.270	25.247	200.3

21st 23 Rhys STEPHENSON — Red Bull Rookies - Gr GBR

Runs=1 Total laps=14 Full laps=13 Valid laps=9

1	2'02.124		34.467	19.185	32.959	26.949	193.0
2	**1'53.474**		37.018	18.366	31.667	26.423	193.6
3	**1'51.916**		36.594	18.125	31.153	26.044	199.0
4	**1'51.757**		36.052	18.371	31.207	26.127	194.9
5	1'50.067	*	35.673	17.989	30.502	25.903*	196.7
6	1'49.378	*	35.45*	17.740	30.558	25.630	198.7
7	**1'50.001**		36.014	17.458	30.614	25.915	199.6
8	**1'48.984**		35.273	17.609	30.717	25.385	196.4
9	**1'49.388**		35.142	17.759	30.529	25.958	194.5
10	1'48.780	*	35.55*	17.622	30.245	25.359	198.0
11	**1'48.958**		35.618	17.428	30.450	25.462	197.7
12	1'49.010	*	35.73*	17.425	30.324	25.529	197.4
13	**1'48.595**		35.354	17.437	30.341	25.463	196.4
14	**1'48.339**		35.433	17.534	30.065	25.307	196.1

22nd 56 Kevin FARKAS — Red Bull Rookies - Hu HUN

Runs=1 Total laps=9 Full laps=8 Valid laps=8

1	2'03.275		35.247	18.115	31.622	25.818	199.0
2	**1'49.804**		35.914	17.611	30.934	25.345	197.4
3	**1'49.720**		36.025	17.355	31.182	25.158	197.7
4	**1'48.507**		35.348	17.389	30.732	25.038	197.1
5	**1'51.070**		36.492	18.006	31.224	25.348	188.5
6	**1'48.932**		35.539	17.429	30.929	25.035	198.7
7	**1'48.635**		35.293	17.388	30.883	25.071	199.3
8	**1'48.500**		35.326	17.284	30.895	24.995	196.7
9	**1'48.462**		35.168	17.227	30.979	25.088	196.7

23rd 13 Hakim DANISH — Red Bull Rookies - Ma MAL

Runs=2 Total laps=5 Full laps=2 Valid laps=4

1	2'03.719	*	34.980	18.484	31.846	25.921*	193.0
2	1'52.035	*	35.96*	18.129	31.155	26.786	197.4
3	**1'49.696**		36.227	17.471	30.624	25.374	198.3
4	**1'48.937**		35.405	17.310	30.821	25.401	197.4
	unfinished		35.120	17.249	30.334		199.3
5	**1'51.487**		35.400	18.147	32.009	25.931	192.7

24th 54 Alberto FERRANDE — Red Bull Rookies - Sp SPA

Runs=2 Total laps=3 Full laps=1 Valid laps=3

1	2'21.556		36.340	18.470	32.816	26.314	193.9
	unfinished		36.291	17.859	31.323		197.4
2	**1'50.078**		33.894	18.226	32.061	25.897	190.9
3	**1'49.873**		35.797	17.673	30.996	25.407	192.4

25th 25 Alexander ENRIQUE — Red Bull Rookies - Un USA

Runs=4 Total laps=13 Full laps=6 Valid laps=5

1	2'12.089		36.908	19.005	33.288	26.945	198.7
2	**1'53.649**		37.043	18.378	31.830	26.398	196.4
3	**1'51.215**		36.175	17.782	31.142	26.116	200.0
4	**1'49.961**		35.740	17.787	30.992	25.442	198.7
5	1'50.413	*	35.922	17.852	30.991	25.648*	197.7
6	1'58.129	P	36.04*	17.871	31.590	32.626	197.4
7	2'48.249		34.376	17.711	31.269	25.797	197.1
8	**1'50.282**		35.584	17.619	31.324	25.755	195.5
9	1'57.731	P	36.165	17.915	31.097	32.554	192.4
10	2'08.002		33.925	17.594	31.010	25.583	197.4
11	**2'00.892**		46.438	17.818	31.060	25.576	194.5
12	1'58.159	P	35.800	18.291	31.209	32.859	189.4
13	2'07.812		33.523	17.703	31.101	25.586	195.8

26th 27 Rico SALMELA — Red Bull Rookies - Fin FIN

Runs=1 Total laps=1 Full laps=0 Valid laps=0

1	2'20.798		36.775	18.941	33.041	26.657	197.1
	unfinished		36.770	18.031	31.549		196.7

Fastest Lap:	Alvaro CARPE	Red Bull Rookies - Sp	SPA	**1'46.338**	34.620	17.006	29.698	25.014

DORNA DATA PROCESSING TIMING SERVICE DORNA DATA PROCESSING TIMING SERVICE DORNA DATA PROCESSING TIMING SERVICE DORNA DATA PROCESSING TIMING SERVICE DORNA DATA PROCESSING TIMING SERVICE DORNA DATA PROCESSING TIMING SERVICE DORNA DATA PROCESSING TIMING SERVICE DORNA DATA PROCCEESSS