TT Circuit Assen

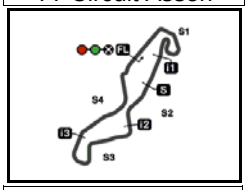

4542 m.

Results and timing service provided by TISSOT

RookiesCup

MOTUL TT ASSEN
Practice Nr. 2
Classification

		Rider	Nation	Team	Motorcycle	Time	Lap	Total	Gap		Top Speed
1	28	**Máximo QUILES**	SPA	Red Bull Rookies - Spain	KTM	**1'45.451**	13	14			**204.0**
2	83	**Alvaro CARPE**	SPA	Red Bull Rookies- Spain	KTM	**1'45.545**	11	13	0.094	0.094	**203.6**
3	94	**Guido PINI**	ITA	Red Bull Rookies - Italy	KTM	**1'45.760**	14	14	0.309	0.215	**204.3**
4	95	**Marco MORELLI**	ARG	Red Bull Rookies - Argentina	KTM	**1'45.967**	9	12	0.516	0.207	**197.7**
5	18	**Angel PIQUERAS**	SPA	Red Bull Rookies - Spain	KTM	**1'46.023**	12	13	0.572	0.056	**201.9**
6	12	**Jacob ROULSTONE**	AUS	Red Bull Rookies - Australia	KTM	**1'46.359**	7	13	0.908	0.336	**201.9**
7	67	**Casey O'GORMAN**	IRL	Red Bull Rookies - Ireland	KTM	**1'46.471**	12	14	1.020	0.112	**200.3**
8	69	**Marcos RUDA**	SPA	Red Bull Rookies - Spain	KTM	**1'46.481**	5	14	1.030	0.010	**202.6**
9	54	**Alberto FERRANDEZ**	SPA	Red Bull Rookies - Spain	KTM	**1'46.489**	11	14	1.038	0.008	**200.9**
10	57	**Danial SHAHRIL**	MAL	Red Bull Rookies - Malaysia	KTM	**1'46.566**	11	14	1.115	0.077	**201.9**
11	78	**Jakob ROSENTHALER**	AUT	Red Bull Rookies - Austria	KTM	**1'46.568**	13	14	1.117	0.002	**202.9**
12	93	**Arbi ADITAMA**	INA	Red Bull Rookies - Indonesia	KTM	**1'46.723**	8	14	1.272	0.155	**200.0**
13	11	**Ruché MOODLEY**	RSA	Red Bull Rookies - South Africa	KTM	**1'46.729**	14	14	1.278	0.006	**203.6**
14	50	**Carter THOMPSON**	AUS	Red Bull Rookies - Australia	KTM	**1'46.807**	9	11	1.356	0.078	**201.9**
15	14	**Cormac BUCHANAN**	NZE	Red Bull Rookies - New Zeland	KTM	**1'46.858**	8	14	1.407	0.051	**202.6**
16	27	**Rico SALMELA**	FIN	Red Bull Rookies - Finland	KTM	**1'46.875**	13	14	1.424	0.017	**205.0**
17	2	**Amaury MIZERA**	FRA	Red Bull Rookies - France	KTM	**1'46.877**	11	14	1.426	0.002	**201.9**
18	56	**Kevin FARKAS**	HUN	Red Bull Rookies - Hungary	KTM	**1'46.986**	13	14	1.535	0.109	**205.7**
19	88	**Shinya EZAWA**	JPN	Red Bull Rookies - Japan	KTM	**1'47.211**	13	14	1.760	0.225	**198.7**
20	5	**Leo RAMMERSTORFER**	AUT	Red Bull Rookies - Austria	KTM	**1'47.373**	10	14	1.922	0.162	**201.9**
21	13	**Hakim DANISH**	MAL	Red Bull Rookies - Malaysia	KTM	**1'47.478**	11	14	2.027	0.105	**200.6**
22	81	**Lorenz LUCIANO**	BEL	Red Bull Rookies - Belgium	KTM	**1'47.639**	3	6	2.188	0.161	**203.6**
23	47	**Dodo BOGGIO**	ITA	Red Bull Rookies - Italy	KTM	**1'47.654**	3	10	2.203	0.015	**204.0**
24	8	**Eddie O'SHEA**	GBR	Red Bull Rookies - Great Britain	KTM	**1'47.747**	11	14	2.296	0.093	**202.9**
25	23	**Rhys STEPHENSON**	GBR	Red Bull Rookies - Great Britain	KTM	**1'47.871**	14	14	2.420	0.124	**198.3**
26	25	**Alexander ENRIQUEZ**	USA	Red Bull Rookies - United States	KTM	**1'49.541**	3	5	4.090	1.670	**199.3**

Practice condition: **Dry**
Air: 25°
Humidity: 45%
Ground: 46°

Fastest Lap:	Lap: 13	**Máximo QUILES**	**1'45.451**	155 Km/h
Best Race Lap:	2015	**Fabio DI GIANNANTONIO**	**1'45.094**	155.5 Km/h
All Time Lap Record:	2019	**Carlos TATAY**	**1'44.914**	155.8 Km/h

The results are provisional until the end of the limit for protest and appeals.

Time limit for protest expires 30' after publication of the results - ..... Time: .....

DORNA DATA PROCESSING .TIMING SERVICE DORNA DATA PROCESSING TIMING SERVICE DORNA DATA PROCESSING TIMING SERVICE DORNA DATA PROCESSING TIMING SERVICE DORNA DATA PROCESSING TIMING SERVICE DORNA DATA PROCESSING TIMING SERVICE DORNA DATA PROCESSING TIMING SERVICE DORNA DATA PROCCEESSS

Assen, Friday, June 23, 2023

TT Circuit Assen

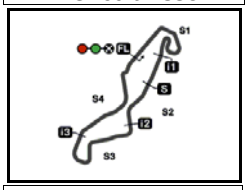

4542 m.

Results and timing service provided by TISSOT

RookiesCup

MOTUL TT ASSEN
Practice Nr. 2
Top Speed & Average

	Rider	Nation	Motorcycle	Top 5 speeds					Average	Top
56	**Kevin FARKAS**	**HUN**	KTM	205.7	205.0	202.6	202.3	202.3	203.6	**205.7**
27	**Rico SALMELA**	**FIN**	KTM	205.0	204.6	202.6	201.6	199.3	202.6	**205.0**
94	**Guido PINI**	**ITA**	KTM	204.3	203.6	202.9	200.9	200.6	202.5	**204.3**
28	**Máximo QUILES**	**SPA**	KTM	204.0	203.6	201.6	201.3	200.6	202.0	**204.0**
47	**Dodo BOGGIO**	**ITA**	KTM	204.0	203.6	203.6	203.3	202.9	203.5	**204.0**
11	**Ruché MOODLEY**	**RSA**	KTM	203.6	203.3	203.3	202.3	201.6	202.8	**203.6**
81	**Lorenz LUCIANO**	**BEL**	KTM	203.6	199.3	197.4	194.9	191.8	197.4	**203.6**
83	**Alvaro CARPE**	**SPA**	KTM	203.6	202.9	201.6	200.6	200.6	201.9	**203.6**
8	**Eddie O'SHEA**	**GBR**	KTM	202.9	202.6	202.3	201.9	201.9	202.2	**202.9**
78	**Jakob ROSENTHALER**	**AUT**	KTM	202.9	200.0	197.7	197.7	197.4	199.1	**202.9**
14	**Cormac BUCHANAN**	**NZE**	KTM	202.6	200.9	200.3	200.3	199.3	200.7	**202.6**
69	**Marcos RUDA**	**SPA**	KTM	202.6	202.6	200.3	200.3	200.0	201.2	**202.6**
2	**Amaury MIZERA**	**FRA**	KTM	201.9	201.6	201.6	200.9	200.9	201.4	**201.9**
5	**Leo RAMMERSTORFER**	**AUT**	KTM	201.9	200.6	199.0	197.7	196.7	199.2	**201.9**
12	**Jacob ROULSTONE**	**AUS**	KTM	201.9	200.0	199.6	199.3	199.3	200.0	**201.9**
18	**Angel PIQUERAS**	**SPA**	KTM	201.9	200.9	200.3	199.3	198.7	200.2	**201.9**
50	**Carter THOMPSON**	**AUS**	KTM	201.9	200.9	198.7	197.7	196.7	199.2	**201.9**
57	**Danial SHAHRIL**	**MAL**	KTM	201.9	200.6	200.3	200.3	200.0	200.6	**201.9**
54	**Alberto FERRANDEZ**	**SPA**	KTM	200.9	199.6	199.3	199.0	198.3	199.4	**200.9**
13	**Hakim DANISH**	**MAL**	KTM	200.6	200.0	199.3	199.3	198.7	199.6	**200.6**
67	**Casey O'GORMAN**	**IRL**	KTM	200.3	199.0	198.7	198.0	197.7	198.7	**200.3**
93	**Arbi ADITAMA**	**INA**	KTM	200.0	199.3	199.3	199.0	198.7	199.3	**200.0**
25	**Alexander ENRIQUEZ**	**USA**	KTM	199.3	196.4	195.8	195.5	194.9	196.4	**199.3**
88	**Shinya EZAWA**	**JPN**	KTM	198.7	197.7	197.7	197.1	196.7	197.6	**198.7**
23	**Rhys STEPHENSON**	**GBR**	KTM	198.3	198.3	196.4	194.9	194.5	196.5	**198.3**
95	**Marco MORELLI**	**ARG**	KTM	197.7	196.7	195.5	195.5	195.5	196.2	**197.7**

DORNA DATA PROCESSING TIMING SERVICE DORNA DATA PROCESSING TIMING SERVICE DORNA DATA PROCESSING TIMING SERVICE DORNA DATA PROCESSING TIMING SERVICE DORNA DATA PROCESSING TIMING SERVICE DORNA DATA PROCESSING TIMING SERVICE DORNA DATA PROCESSING TIMING SERVICE DORNA DATA PROCCEESSS

Assen, Friday, June 23, 2023

TT Circuit Assen

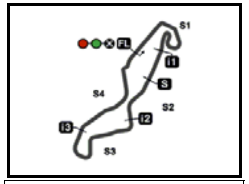

4542 m.

Results and timing service provided by TISSOT

RookiesCup

MOTUL TT ASSEN

Practice Nr. 2

Best Partial Times

IT *Ideal Lap Time, sum of the best partial times* ***BT*** *Best Lap Time*

T1 Pos	T1 Rider	T1 Time	T2 Rider	T2 Time	T3 Rider	T3 Time	T4 Rider	T4 Time
1	A.PIQUERAS	34.273	A.CARPE	16.736	M.MORELLI	29.591	M.MORELLI	24.551
2	G.PINI	34.279	J.ROSENTHALE	16.808	A.PIQUERAS	29.631	J.ROULSTONE	24.571
3	M.QUILES	34.300	M.QUILES	16.825	C.O'GORMAN	29.709	A.CARPE	24.587
4	D.BOGGIO	34.317	J.ROULSTONE	16.842	M.QUILES	29.735	M.QUILES	24.591
5	A.CARPE	34.340	C.THOMPSON	16.854	A.CARPE	29.837	G.PINI	24.593
6	M.MORELLI	34.363	A.FERRANDEZ	16.875	A.FERRANDEZ	29.910	A.PIQUERAS	24.682
7	M.RUDA	34.431	A.PIQUERAS	16.881	A.MIZERA	29.916	K.FARKAS	24.719
8	J.ROULSTONE	34.516	G.PINI	16.883	D.BOGGIO	29.935	R.MOODLEY	24.727
9	C.O'GORMAN	34.532	L.RAMMERSTOR	16.891	C.THOMPSON	29.959	C.O'GORMAN	24.741
10	D.SHAHRIL	34.605	A.MIZERA	16.912	A.ADITAMA	29.981	C.BUCHANAN	24.746
11	A.FERRANDEZ	34.660	R.MOODLEY	16.912	G.PINI	29.993	A.FERRANDEZ	24.746
12	R.MOODLEY	34.674	C.BUCHANAN	16.928	C.BUCHANAN	30.030	M.RUDA	24.748
13	A.ADITAMA	34.686	R.SALMELA	16.949	S.EZAWA	30.030	C.THOMPSON	24.758
14	H.DANISH	34.703	D.BOGGIO	16.961	M.RUDA	30.034	J.ROSENTHALE	24.817
15	J.ROSENTHALE	34.721	M.RUDA	16.965	J.ROSENTHALE	30.058	S.EZAWA	24.817
16	C.BUCHANAN	34.734	K.FARKAS	16.969	L.RAMMERSTOR	30.059	D.SHAHRIL	24.861
17	R.SALMELA	34.735	E.O'SHEA	16.973	D.SHAHRIL	30.069	A.MIZERA	24.868
18	C.THOMPSON	34.776	C.O'GORMAN	16.991	J.ROULSTONE	30.081	A.ADITAMA	24.878
19	S.EZAWA	34.799	D.SHAHRIL	17.031	L.LUCIANO	30.113	R.SALMELA	24.925
20	A.MIZERA	34.879	A.ADITAMA	17.031	R.MOODLEY	30.146	L.RAMMERSTOR	24.964
21	E.O'SHEA	34.889	M.MORELLI	17.031	E.O'SHEA	30.162	D.BOGGIO	24.980
22	K.FARKAS	34.923	L.LUCIANO	17.059	K.FARKAS	30.174	H.DANISH	25.007
23	L.LUCIANO	34.926	H.DANISH	17.066	R.STEPHENSON	30.178	E.O'SHEA	25.047
24	L.RAMMERSTOR	34.943	S.EZAWA	17.099	R.SALMELA	30.240	L.LUCIANO	25.103

Pos	Rider	IT	BT	
1	M.QUILES	1'45.451	1'45.451	(1)
2	A.PIQUERAS	1'45.467	1'46.023	(5)
3	A.CARPE	1'45.500	1'45.545	(2)
4	M.MORELLI	1'45.536	1'45.967	(4)
5	G.PINI	1'45.748	1'45.760	(3)
6	C.O'GORMAN	1'45.973	1'46.471	(7)
7	J.ROULSTONE	1'46.010	1'46.359	(6)
8	M.RUDA	1'46.178	1'46.481	(8)
9	A.FERRANDEZ	1'46.191	1'46.489	(9)
10	D.BOGGIO	1'46.193	1'47.654	(23)
11	C.THOMPSON	1'46.347	1'46.807	(14)
12	J.ROSENTHAL	1'46.404	1'46.568	(11)
13	C.BUCHANAN	1'46.438	1'46.858	(15)
14	R.MOODLEY	1'46.459	1'46.729	(13)
15	D.SHAHRIL	1'46.566	1'46.566	(10)
16	A.MIZERA	1'46.575	1'46.877	(17)
17	A.ADITAMA	1'46.576	1'46.723	(12)
18	S.EZAWA	1'46.745	1'47.211	(19)
19	K.FARKAS	1'46.785	1'46.986	(18)
20	R.SALMELA	1'46.849	1'46.875	(16)
21	L.RAMMERST	1'46.857	1'47.373	(20)
22	E.O'SHEA	1'47.071	1'47.747	(24)
23	H.DANISH	1'47.102	1'47.478	(21)
24	L.LUCIANO	1'47.201	1'47.639	(22)

DORNA DATA PROCESSING .TIMING SERVICE DORNA DATA PROCESSING TIMING SERVICE DORNA DATA PROCESSING TIMING SERVICE DORNA DATA PROCESSING TIMING SERVICE DORNA DATA PROCESSING TIMING SERVICE DORNA DATA PROCESSING TIMING SERVICE DORNA DATA PROCESSING TIMING SERVICE DORNA DATA PROCCEESSS

TT Circuit Assen

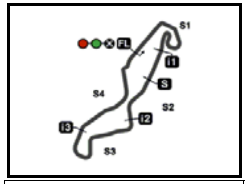

4542 m.

Results and timing service provided by TISSOT

RookiesCup

MOTUL TT ASSEN

Practice Nr. 2

Best Partial Times

IT *Ideal Lap Time, sum of the best partial times* ***BT*** *Best Lap Time*

T1			T2		T3		T4						
Pos	*Rider*	*Time*	*Rider*	*Time*	*Rider*	*Time*	*Rider*	*Time*	*Pos*	*Rider*	*IT*	*BT*	
25	R.STEPHENSON	35.076	R.STEPHENSON	17.289	H.DANISH	30.326	R.STEPHENSON	25.189	25	**R.STEPHENSO**	1'47.732	1'47.871	(25)
26	**A.ENRIQUEZ**	**35.453**	**A.ENRIQUEZ**	**17.374**	**A.ENRIQUEZ**	**30.521**	**A.ENRIQUEZ**	**25.445**	26	**A.ENRIQUEZ**	1'48.793	1'49.541	(26)

DORNA DATA PROCESSING .TIMING SERVICE DORNA DATA PROCESSING TIMING SERVICE DORNA DATA PROCESSING TIMING SERVICE DORNA DATA PROCESSING TIMING SERVICE DORNA DATA PROCESSING TIMING SERVICE DORNA DATA PROCESSING TIMING SERVICE DORNA DATA PROCESSING TIMING SERVICE DORNA DATA PROCCEESSS

TT Circuit Assen

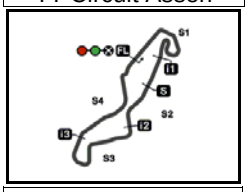

4542 m.

Results and timing service provided by TISSOT

RookiesCup

MOTUL TT ASSEN
Practice Nr. 2
Fastest Laps Sequence

Practice Time	Rider	Nation	Motorcycle	Time	Km/h	Rider's Lap
3'48.925	23 **Rhys STEPHENSON**	GBR	KTM	**1'50.611**	147.8	2
4'01.647	54 **Alberto FERRANDEZ**	SPA	KTM	**1'49.383**	149.4	2
4'05.114	83 **Alvaro CARPE**	SPA	KTM	**1'47.405**	152.2	2
4'05.256	67 **Casey O'GORMAN**	IRL	KTM	**1'47.027**	152.7	2
4'20.536	95 **Marco MORELLI**	ARG	KTM	**1'46.910**	152.9	2
5'54.409	18 **Angel PIQUERAS**	SPA	KTM	**1'46.365**	153.7	3
13'18.360	12 **Jacob ROULSTONE**	AUS	KTM	**1'46.359**	153.7	7
15'02.554	94 **Guido PINI**	ITA	KTM	**1'46.167**	154.0	8
16'59.453	95 **Marco MORELLI**	ARG	KTM	**1'45.967**	154.3	9
20'30.749	83 **Alvaro CARPE**	SPA	KTM	**1'45.545**	154.9	11
24'05.783	28 **Máximo QUILES**	SPA	KTM	**1'45.451**	155.0	13

DORNA DATA PROCESSING ,TIMING SERVICE DORNA DATA PROCESSING TIMING SERVICE DORNA DATA PROCESSING TIMING SERVICE DORNA DATA PROCESSING TIMING SERVICE DORNA DATA PROCESSING TIMING SERVICE DORNA DATA PROCESSING TIMING SERVICE DORNA DATA PROCESSING TIMING SERVICE DORNA DATA PROCCEESSS

Assen, Friday, June 23, 2023

TT Circuit Assen

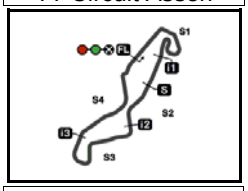

4542 m.

Results and timing service provided by TISSOT

RookiesCup

MOTUL TT ASSEN
Practice Nr. 2
Chronological Analysis of Performances

** Lap / Sector time cancelled*
P Crossing the finish line in pit lane
T1 Time from finish line to 1st intermediate
T2 Time from 1st intermed. to 2nd intermed.
T3 Time from 2nd intermed. to 3rd intermed.
T4 Time from 3rd intermediate to finish line

1st 28 Máximo QUILES — Red Bull Rookies - Sp SPA
Runs=1 Total laps=14 Full laps=13 Valid laps=10

Lap	Lap Time		T1	T2	T3	T4	Speed
1	2'27.440		39.588	18.034	31.367	26.176	192.4
2	**1'52.951**		39.279	18.088	30.376	25.208	190.6
3	**1'46.948**		34.565	17.121	30.358	24.904	198.7
4	1'50.843	*	37.441	17.512	30.761	25.129*	197.4
5	**1'46.452**		34.586	17.184	29.921	24.761	199.0
6	**1'47.195**		34.718	17.370	30.317	24.790	204.0
7	**1'46.416**		34.485	17.102	29.994	24.835	201.3
8	1'46.131	*	34.407	17.030	29.825	24.869*	201.6
9	**1'55.520**		42.893	17.281	30.249	25.097	200.6
10	**1'47.109**		34.602	17.227	30.033	25.247	199.0
11	1'46.039	*	34.528	17.134	29.739	24.638*	199.6
12	**1'47.288**		34.483	17.012	30.477	25.316	200.6
13	**1'45.451**		34.300	16.825	29.735	24.591	203.6
14	**1'49.632**		36.311	17.187	30.538	25.596	197.7

2nd 83 Alvaro CARPE — Red Bull Rookies - Sp SPA
Runs=1 Total laps=13 Full laps=11 Valid laps=7

Lap	Lap Time		T1	T2	T3	T4	Speed
1	2'17.709		37.518	20.989	33.276	25.800	162.3
2	**1'47.405**		34.986	17.355	30.298	24.766	198.3
3	**1'52.654**		39.620	17.478	30.632	24.924	197.7
4	1'52.178	*	39.11*	17.383	30.649	25.034*	199.0
5	**1'46.560**		34.782	17.110	29.837	24.831	201.6
6	1'47.008	*	34.796	17.058	29.915	25.239*	199.0
7	1'56.167	*	41.51*	17.438	31.532*	25.685	197.7
8	**1'46.725**		34.865	17.142	30.065	24.653	198.0
9	**1'46.204**		34.645	16.879	30.041	24.639	202.9
10	**1'52.594**		39.462	17.126	31.055	24.951	200.6
11	**1'45.545**		34.340	16.736	29.882	24.587	203.6
12	1'55.258	*	40.076	17.297	32.740*	25.145	200.6
13	2'00.038	P	38.623	17.679	30.766	32.970	191.2

3rd 94 Guido PINI — Red Bull Rookies - Ital ITA
Runs=1 Total laps=14 Full laps=13 Valid laps=10

Lap	Lap Time		T1	T2	T3	T4	Speed
1	2'20.962		35.175	18.134	32.598	26.268	193.0
2	1'48.145	*	35.016	17.286	30.737*	25.106	202.9
3	**1'47.440**		34.850	17.157	30.303	25.130	200.6
4	**1'47.141**		34.753	17.332	30.185	24.871	194.9
5	1'58.798	*	37.663	25.184	30.703	25.248*	140.5
6	**1'47.165**		34.611	17.275	30.224	25.055	195.2
7	**1'46.736**		34.528	17.087	30.017	25.104	198.0
8	**1'46.167**		34.569	16.976	30.029	24.593	203.6
9	**1'51.699**		34.576	17.114	34.945	25.064	200.9
10	**1'50.097**		35.761	17.894	31.330	25.112	187.1
11	**1'46.227**		34.520	16.955	30.101	24.651	199.6
12	1'48.675	*	35.09*	17.411	30.626	25.539	195.8
13	**1'46.024**		34.378	17.033	29.993	24.620	199.6
14	**1'45.760**		34.279	16.883	29.994	24.604	204.3

4th 95 Marco MORELLI — Red Bull Rookies - Ar ARG
Runs=1 Total laps=12 Full laps=10 Valid laps=8

Lap	Lap Time		T1	T2	T3	T4	Speed
1	2'33.626		37.190	18.124	31.424	25.411	189.4
2	**1'46.910**		35.050	17.255	29.806	24.799	195.5
3	**1'48.964**		35.789	17.497	30.890	24.788	193.3
4	1'47.014	*	34.802	17.350	29.591	25.271*	193.0
5	**1'52.257**		38.821	17.522	30.451	25.463	192.4
6	**1'46.480**		34.708	17.312	29.739	24.721	192.1
7	**1'46.370**		34.532	17.167	29.722	24.949	195.5
8	**1'51.865**		38.631	17.458	30.784	24.992	191.5
9	**1'45.967**		34.449	17.033	29.934	24.551	196.7
10	**1'56.446**		39.679	17.755	31.440	27.572	192.4
11	1'46.941	*	34.622	17.097	30.081	25.141*	195.5
12	1'58.549	P	34.363	17.031	30.532*	36.623	197.7

5th 18 Angel PIQUERAS — Red Bull Rookies - Sp SPA
Runs=2 Total laps=13 Full laps=10 Valid laps=7

Lap	Lap Time		T1	T2	T3	T4	Speed
1	2'20.482		36.100	18.407	33.782	26.106	187.4
2	**1'47.562**		34.930	17.402	30.288	24.942	201.9
3	**1'46.365**		34.557	17.181	29.945	24.682	198.3
4	**1'46.752**		34.621	17.273	30.050	24.808	196.7
5	1'55.373	P	34.674	17.356	30.842	32.501	197.1
6	3'45.947		51.427	17.786	31.136	25.196	194.2
7	**1'47.475**		35.113	17.473	30.166	24.723	195.5
8	**1'46.509**		34.296	17.059	30.053	25.101	198.7
9	1'52.556	*	34.529	17.314	32.455	28.258*	196.7
10	1'45.986	*	34.273	16.881	30.167	24.665*	200.9
11	1'51.751	*	35.327	17.671	31.932*	26.821	192.7
12	**1'46.023**		34.334	16.990	29.902	24.797	199.3
13	**1'46.226**		34.276	16.986	29.631	25.333	200.3

6th 12 Jacob ROULSTONE — Red Bull Rookies - Au AUS
Runs=1 Total laps=13 Full laps=12 Valid laps=9

Lap	Lap Time		T1	T2	T3	T4	Speed
1	2'27.340		37.259	17.958	31.269	25.708	196.7
2	**1'53.037**		38.761	18.307	30.515	25.454	180.0
3	**1'47.049**		34.860	17.156	30.268	24.765	200.0
4	1'49.628	*	34.865	19.002	30.375	25.386*	167.9
5	**1'47.170**		34.565	17.137	30.393	25.075	198.3
6	**1'47.777**		34.796	17.299	30.864	24.818	196.7
7	**1'46.359**		34.865	16.842	30.081	24.571	201.9
8	**1'52.135**		39.813	17.162	30.460	24.700	198.7
9	**1'46.660**		34.525	16.942	30.386	24.807	199.6

Fastest Lap: Máximo QUILES — Red Bull Rookies - Sp SPA — **1'45.451** — 34.300 — 16.825 — 29.735 — 24.591

DORNA DATA PROCESSING TIMING SERVICE DORNA DATA PROCESSING TIMING SERVICE DORNA DATA PROCESSING TIMING SERVICE DORNA DATA PROCESSING TIMING SERVICE DORNA DATA PROCESSING TIMING SERVICE DORNA DATA PROCESSING TIMING SERVICE DORNA DATA PROCESSING TIMING SERVICE DORNA DATA PROCCEESSS

Assen, Friday, June 23, 2023

Lap	Lap Time		T1	T2	T3	T4	Speed
10	**1'53.586**		34.703	17.100	31.587	30.196	199.3
11	1'49.372	*	34.869	17.101	30.492	26.910*	198.3
12	1'47.540	*	34.791	17.116	30.660*	24.973	198.7
13	**1'46.505**		34.516	17.005	30.164	24.820	199.3
	unfinished		34.708	17.045	30.363		198.7

7th 67 Casey O'GORMAN — Red Bull Rookies - Irel IRL

Runs=1 Total laps=14 Full laps=13 Valid laps=11

Lap	Lap Time		T1	T2	T3	T4	Speed
1	2'18.229		39.153	19.703	33.773	27.313	177.3
2	**1'47.027**		35.081	17.240	29.946	24.760	195.5
3	**1'47.538**		35.008	17.407	30.152	24.971	194.5
4	**1'52.802**		39.857	17.521	30.236	25.188	194.2
5	**1'46.664**		34.908	17.045	29.760	24.951	198.7
6	**1'53.615**		40.894	17.109	30.487	25.125	198.0
7	**1'47.612**		34.865	16.991	30.379	25.377	200.3
8	**1'48.804**		34.821	17.108	30.800	26.075	196.1
9	**1'52.600**		34.711	17.085	30.048	30.756	197.4
10	1'53.270	*	40.048	17.438	30.568*	25.216	194.5
11	1'46.128	*	34.668	17.174	29.709	24.577*	196.4
12	**1'46.471**		34.681	17.125	29.924	24.741	197.1
13	**1'48.784**		34.532	17.012	29.891	27.349	199.0
14	**1'46.735**		34.664	17.093	30.037	24.941	197.7

8th 69 Marcos RUDA — Red Bull Rookies - Sp SPA

Runs=1 Total laps=14 Full laps=13 Valid laps=9

Lap	Lap Time		T1	T2	T3	T4	Speed
1	2'30.415		36.811	17.814	30.972	25.187	191.5
2	**1'47.302**		34.804	17.350	30.236	24.912	194.5
3	**1'46.866**		34.590	17.326	30.045	24.905	195.8
4	1'46.813	*	34.702	17.227	30.157	24.727*	198.3
5	**1'46.481**		34.512	17.113	30.039	24.817	199.0
6	**1'46.934**		34.431	16.965	30.166	25.372	202.6
7	**1'58.254**		44.322	17.401	31.023	25.508	196.1
8	**1'46.622**		34.677	17.118	30.034	24.793	200.3
9	**1'52.210**		39.874	17.083	30.236	25.017	200.0
10	**1'46.485**		34.546	17.113	30.078	24.748	197.4
11	1'53.814	*	34.624	16.982	34.163	28.045*	202.6
12	1'46.742	*	34.620	16.990	30.194*	24.938	200.3
13	**1'50.621**		34.733	17.132	32.430	26.326	198.7
14	1'46.783	*	34.632	17.122	30.196	24.833*	198.7

9th 54 Alberto FERRANDE — Red Bull Rookies - Sp SPA

Runs=1 Total laps=14 Full laps=13 Valid laps=11

Lap	Lap Time		T1	T2	T3	T4	Speed
1	2'12.264		35.919	18.199	35.623	29.980	188.8
2	**1'49.383**		35.520	17.661	30.657	25.545	194.5
3	**1'48.990**		35.189	17.514	30.781	25.506	192.7
4	**1'48.241**		35.135	17.502	30.359	25.245	191.5
5	**1'51.239**		35.077	17.366	31.255	27.541	193.3
6	**1'54.289**		36.737	18.460	31.329	27.763	178.9
7	**1'50.724**		36.556	17.249	30.351	26.568	196.4
8	**1'47.292**		35.132	17.104	30.040	25.016	199.3
9	**1'46.946**		35.006	16.993	29.915	25.032	200.9
10	1'52.234	*	36.841	17.540	32.238	25.615*	194.2
11	**1'46.489**		34.660	17.052	29.910	24.867	197.4
12	1'48.265	*	34.725	17.171	30.588*	25.781	199.0
13	**1'47.913**		34.714	17.073	30.580	25.546	198.3
14	**1'46.585**		34.901	16.875	30.063	24.746	199.6

10th 57 Danial SHAHRIL — Red Bull Rookies - Ma MAL

Runs=1 Total laps=14 Full laps=13 Valid laps=12

Lap	Lap Time		T1	T2	T3	T4	Speed
1	2'23.537		44.579	17.944	32.054	25.526	192.1
2	**1'48.520**		35.438	17.214	30.796	25.072	199.3
3	**1'48.004**		35.132	17.057	30.478	25.337	201.9
4	**1'47.961**		35.111	17.096	30.474	25.280	200.3
5	**1'48.448**		35.018	17.515	30.470	25.445	198.0
6	**1'48.907**		35.167	17.101	30.301	26.338	198.7
7	**1'49.299**		35.181	17.086	30.749	26.283	200.6
8	**1'54.169**		34.983	17.234	36.612	25.340	200.0
9	**1'47.629**		34.771	17.143	30.552	25.163	197.4
10	**1'48.332**		34.875	17.111	30.956	25.390	199.6
11	**1'46.566**		34.605	17.031	30.069	24.861	200.3
12	1'51.463	*	38.381	17.243	30.553*	25.286	197.7
13	**1'48.349**		35.562	17.253	30.339	25.195	196.7
14	**1'48.162**		34.883	17.161	30.288	25.830	198.7

11th 78 Jakob ROSENTHAL — Red Bull Rookies - Au AUT

Runs=1 Total laps=14 Full laps=13 Valid laps=12

Lap	Lap Time		T1	T2	T3	T4	Speed
1	2'18.875		34.833	19.160	33.811	27.506	179.4
2	**1'47.738**		35.118	17.165	30.482	24.973	197.1
3	**1'47.071**		35.070	17.098	30.058	24.845	197.7
4	**1'48.217**		35.474	17.483	30.443	24.817	196.4
5	1'48.551	*	35.438	17.275	30.534*	25.304	194.9
6	**1'53.514**		36.104	18.568	31.878	26.964	180.5
7	**1'49.428**		35.406	17.353	31.031	25.638	195.8
8	**1'47.827**		35.082	17.037	30.540	25.168	200.0
9	**1'48.397**		35.506	17.101	30.428	25.362	196.1
10	**1'47.857**		35.294	17.219	30.251	25.093	194.5
11	**1'47.448**		35.045	17.160	30.097	25.146	195.2
12	**1'52.061**		38.967	17.073	30.178	25.843	197.4
13	**1'46.568**		34.721	16.808	30.100	24.939	202.9
14	**1'46.976**		34.905	16.978	30.172	24.921	197.7

12th 93 Arbi ADITAMA — Red Bull Rookies - Ind INA

Runs=1 Total laps=14 Full laps=13 Valid laps=9

Lap	Lap Time		T1	T2	T3	T4	Speed
1	2'27.405		37.742	18.153	31.501	25.595	192.4
2	**1'51.580**		37.697	18.028	30.567	25.288	187.4
3	1'49.151	*	35.163	17.679	31.168*	25.141	194.9
4	1'48.263	*	35.110	17.291	30.439	25.423*	195.5
5	**1'47.955**		34.921	17.341	30.410	25.283	194.9
6	**1'47.558**		34.828	17.170	30.369	25.191	199.0
7	**1'46.956**		34.686	17.065	30.327	24.878	200.0
8	**1'46.723**		34.720	17.083	29.981	24.939	198.3
9	**1'56.494**		43.746	17.184	30.297	25.267	199.3
10	**1'47.683**		34.771	17.185	30.011	25.716	196.4
11	1'51.827	*	38.665	17.279	30.439	25.444*	195.8
12	1'47.826	*	34.748	17.169	30.894*	25.015	197.1
13	**1'47.060**		34.768	17.031	30.091	25.170	199.3
14	**1'46.964**		34.839	17.083	30.065	24.977	198.7

13th 11 Ruché MOODLEY — Red Bull Rookies - So RSA

Runs=1 Total laps=14 Full laps=13 Valid laps=11

Lap	Lap Time		T1	T2	T3	T4	Speed
1	2'21.423		36.562	18.960	38.080	27.321	182.4
2	**1'49.372**		35.453	17.353	30.973	25.593	201.6
3	**1'48.535**		35.469	17.267	30.562	25.237	198.3

Fastest Lap: Máximo QUILES Red Bull Rookies - Sp SPA **1'45.451** 34.300 16.825 29.735 24.591

DORNA DATA PROCESSING TIMING SERVICE DORNA DATA PROCESSING TIMING SERVICE DORNA DATA PROCESSING TIMING SERVICE DORNA DATA PROCESSING TIMING SERVICE DORNA DATA PROCESSING TIMING SERVICE DORNA DATA PROCESSING TIMING SERVICE DORNA DATA PROCESSING TIMING SERVICE DORNA DATA PROCCEESSS

Lap	Lap Time	T1	T2	T3	T4	Speed
4	**1'48.599**	35.288	17.332	30.560	25.419	200.0
5	**1'51.029**	38.418	17.151	30.338	25.122	202.3
6	**1'47.525**	34.954	17.164	30.146	25.261	203.3
7	1'53.654 *	38.843	17.325	31.620*	25.866	200.6
8	**1'47.355**	34.909	17.185	30.394	24.867	200.6
9	**1'55.183**	40.654	17.185	30.492	26.852	195.8
10	**1'47.202**	34.924	17.091	30.162	25.025	200.6
11	**1'49.839**	34.726	17.220	31.221	26.672	199.3
12	1'50.511 *	35.010	18.057	32.369*	25.075	187.7
13	**1'46.805**	34.674	16.986	30.237	24.908	203.3
14	**1'46.729**	34.746	16.912	30.344	24.727	203.6

14th 50 Carter THOMPSON
Red Bull Rookies - Au AUS
Runs=1 Total laps=11 Full laps=10 Valid laps=10

1	2'16.649	35.583	18.806	32.432	27.202	187.4
2	**1'49.695**	35.217	17.607	30.607	26.264	193.3
3	**1'47.389**	34.876	17.296	30.110	25.107	196.7
4	**1'49.775**	35.239	17.640	30.522	26.374	193.9
5	**1'48.801**	35.083	17.484	30.829	25.405	193.3
6	**1'51.524**	36.682	17.694	31.120	26.028	193.9
7	**1'49.198**	35.001	17.647	30.818	25.732	192.7
8	**1'50.046**	37.149	17.321	30.328	25.248	197.7
9	**1'46.807**	34.776	16.854	30.419	24.758	201.9
10	**1'50.798**	37.229	17.513	30.845	25.211	193.0
11	**1'47.057**	35.011	16.984	29.959	25.103	200.9
	unfinished	36.345	17.142			198.7

15th 14 Cormac BUCHANA
Red Bull Rookies- Ne NZE
Runs=1 Total laps=14 Full laps=13 Valid laps=13

1	2'18.350	39.208	19.377	33.866	27.612	181.8
2	**1'47.348**	35.191	17.147	30.200	24.810	198.7
3	**1'47.243**	35.051	17.181	30.095	24.916	196.1
4	**1'52.527**	39.759	17.359	30.296	25.113	198.0
5	**1'47.223**	34.898	17.286	30.088	24.951	197.1
6	**1'51.443**	35.964	17.841	31.074	26.564	192.7
7	**1'50.265**	35.659	17.642	30.754	26.210	185.1
8	**1'46.858**	34.930	16.959	30.152	24.817	200.3
9	**1'51.401**	38.676	16.928	30.727	25.070	202.6
10	**1'48.153**	35.398	17.146	30.666	24.943	196.7
11	**1'46.937**	34.734	16.977	30.030	25.196	199.3
12	**1'48.174**	34.916	16.938	30.737	25.583	200.3
13	**1'47.757**	34.917	17.006	30.704	25.130	198.3
14	**1'46.894**	34.977	16.958	30.213	24.746	200.9

16th 27 Rico SALMELA
Red Bull Rookies - Fin FIN
Runs=1 Total laps=14 Full laps=13 Valid laps=13

1	2'11.012	36.337	18.537	33.269	26.572	194.2
2	**1'52.066**	36.593	17.964	31.659	25.850	197.4
3	**1'50.225**	35.721	17.757	31.220	25.527	198.0
4	**1'49.689**	35.637	17.636	31.096	25.320	197.1
5	**1'49.275**	35.500	17.480	30.854	25.441	198.3
6	**1'53.259**	36.871	18.225	31.476	26.687	187.7
7	**1'50.823**	36.346	17.787	31.073	25.617	198.0
8	**1'48.329**	35.220	17.105	30.544	25.460	204.6
9	**1'47.868**	34.937	17.041	30.721	25.169	205.0
10	**1'50.479**	37.186	17.358	30.703	25.232	198.3
11	**1'47.554**	34.904	17.056	30.467	25.127	201.6
12	**1'50.473**	37.535	17.218	30.598	25.122	199.3
13	**1'46.875**	34.761	16.949	30.240	24.925	202.6
14	**1'47.328**	34.735	17.117	30.333	25.143	199.0

17th 2 Amaury MIZERA
Red Bull Rookies - Fr FRA
Runs=1 Total laps=14 Full laps=13 Valid laps=13

1	2'21.923	35.245	18.004	32.711	27.001	192.4
2	**1'49.831**	35.886	17.219	31.034	25.692	199.3
3	**1'48.438**	35.305	17.036	30.827	25.270	200.9
4	**1'48.508**	35.662	17.350	30.175	25.321	198.7
5	**1'48.142**	35.171	17.238	30.275	25.458	199.0
6	**1'48.835**	35.205	17.099	30.425	26.106	200.6
7	**1'48.493**	35.286	17.050	30.303	25.854	200.0
8	**1'47.476**	34.898	17.053	30.354	25.171	199.3
9	**1'52.010**	38.743	17.074	31.012	25.181	201.6
10	**1'47.862**	35.241	17.391	30.231	24.999	195.5
11	**1'46.877**	35.087	16.928	29.916	24.946	200.9
12	**1'48.857**	36.139	17.024	30.391	25.303	199.3
13	**1'46.891**	34.879	16.912	30.102	24.998	201.9
14	**1'47.264**	35.190	16.945	30.261	24.868	201.6

18th 56 Kevin FARKAS
Red Bull Rookies - Hu HUN
Runs=1 Total laps=14 Full laps=13 Valid laps=13

1	2'15.410	35.823	19.191	32.425	25.825	183.2
2	**1'53.069**	39.826	17.259	30.522	25.462	200.0
3	**1'48.313**	35.007	17.186	30.808	25.312	199.6
4	**1'47.287**	35.048	17.267	30.253	24.719	198.0
5	**1'48.315**	34.979	17.157	30.769	25.410	201.6
6	**1'54.014**	41.084	17.196	30.284	25.450	200.6
7	**1'48.772**	35.508	17.104	30.174	25.986	202.6
8	**1'48.095**	35.296	17.453	30.264	25.082	200.6
9	**1'47.126**	35.014	16.969	30.321	24.822	205.0
10	**1'47.372**	35.221	17.112	30.298	24.741	200.0
11	**1'47.820**	35.281	17.172	30.289	25.078	199.0
12	**1'51.735**	39.269	16.993	30.442	25.031	202.3
13	**1'46.986**	34.923	16.989	30.263	24.811	202.3
14	**1'47.567**	35.384	16.999	30.206	24.978	205.7

19th 88 Shinya EZAWA
Red Bull Rookies - Ja JPN
Runs=1 Total laps=14 Full laps=13 Valid laps=13

1	2'14.953	36.229	19.155	32.470	25.725	182.6
2	**1'53.534**	40.100	17.603	30.564	25.267	193.3
3	**1'48.475**	35.350	17.401	30.326	25.398	195.2
4	**1'48.797**	35.175	17.544	30.401	25.677	194.9
5	**1'47.364**	35.114	17.261	30.030	24.959	195.2
6	**1'54.018**	36.430	17.987	34.457	25.144	193.9
7	**1'48.537**	35.079	17.408	30.359	25.691	197.1
8	**1'47.995**	35.228	17.232	30.312	25.223	197.7
9	**1'47.235**	34.992	17.204	30.222	24.817	198.7
10	**1'48.908**	35.662	17.474	30.480	25.292	195.5
11	**1'47.713**	35.167	17.180	30.204	25.162	195.2
12	**1'49.193**	34.996	17.345	30.767	26.085	193.9
13	**1'47.211**	34.799	17.213	30.073	25.126	196.7
14	**1'47.674**	34.966	17.099	30.354	25.255	197.7

Fastest Lap: Máximo QUILES Red Bull Rookies - Sp SPA **1'45.451** 34.300 16.825 29.735 24.591

DORNA DATA PROCESSING TIMING SERVICE DORNA DATA PROCESSING TIMING SERVICE DORNA DATA PROCESSING TIMING SERVICE DORNA DATA PROCESSING TIMING SERVICE DORNA DATA PROCESSING TIMING SERVICE DORNA DATA PROCESSING TIMING SERVICE DORNA DATA PROCESSING TIMING SERVICE DORNA DATA PROCCEESSS

Practice Nr. 2

RookiesCup

20th 5 Leo RAMMERSTOR — Red Bull Rookies - Au AUT
Runs=1 Total laps=14 Full laps=13 Valid laps=11

Lap	Lap Time		T1	T2	T3	T4	Speed
1	2'19.063		36.838	18.021	34.243	29.331	188.8
2	**1'48.545**		35.355	17.289	30.461	25.440	196.4
3	**1'47.725**		35.212	17.223	30.168	25.122	197.7
4	**1'48.041**		35.099	17.476	30.288	25.178	193.0
5	**1'49.204**		35.218	17.472	31.206	25.308	195.2
6	**1'51.519**		36.860	17.387	31.310	25.962	196.1
7	**1'50.335**		35.512	17.253	31.037	26.533	196.7
8	**1'47.798**		35.118	16.964	30.346	25.370	199.0
9	**1'48.086**		35.527	16.924	30.671	24.964	201.9
10	**1'47.373**		34.943	17.174	30.059	25.197	195.5
11	1'53.069	*	39.156	16.891	30.231	26.791*	200.6
12	1'54.415	*	39.94*	17.688	31.231*	25.552	195.8
13	**1'48.200**		35.169	17.367	30.489	25.175	195.8
14	**1'50.036**		35.959	17.471	30.721	25.885	195.8

21st 13 Hakim DANISH — Red Bull Rookies - Ma MAL
Runs=1 Total laps=14 Full laps=13 Valid laps=12

Lap	Lap Time		T1	T2	T3	T4	Speed
1	2'21.955		35.203	18.237	31.790	26.415	191.8
2	**1'49.374**		35.577	17.372	30.862	25.563	198.7
3	**1'48.138**		35.314	17.170	30.580	25.074	200.0
4	**1'48.688**		35.406	17.166	30.536	25.580	199.3
5	**1'47.979**		34.996	17.115	30.484	25.384	199.3
6	**1'48.359**		35.081	17.240	30.503	25.535	195.5
7	**1'48.301**		35.517	17.113	30.326	25.345	200.6
8	**1'50.421**		34.991	17.322	32.553	25.555	196.1
9	1'48.652	*	35.67*	17.264	30.702	25.007	198.3
10	**1'47.909**		34.790	17.155	30.554	25.410	197.7
11	**1'47.478**		34.826	17.182	30.401	25.069	197.1
12	**1'48.139**		34.864	17.088	30.758	25.429	197.1
13	**1'47.743**		34.805	17.126	30.603	25.209	197.7
14	**1'47.540**		34.703	17.066	30.517	25.254	198.0

22nd 81 Lorenz LUCIANO — Red Bull Rookies - Bel BEL
Runs=2 Total laps=6 Full laps=2 Valid laps=2

Lap	Lap Time		T1	T2	T3	T4	Speed
1	2'23.179		34.566	17.863	32.882	26.091	194.9
2	**1'47.898**		35.038	17.059	30.577	25.224	203.6
3	**1'47.639**		35.048	17.200	30.288	25.103	197.4
4	2'24.521	P	34.926	17.126	30.113	1'02.356	199.3
5	11'36.862		35.119	18.270	32.339	26.281	191.8
6	2'01.194	P	36.606	19.306	32.162	33.120	178.4

23rd 47 Dodo BOGGIO — Red Bull Rookies - Ital ITA
Runs=1 Total laps=10 Full laps=9 Valid laps=6

Lap	Lap Time		T1	T2	T3	T4	Speed
1	2'19.824		39.182	20.299	34.945	26.730	171.9
2	1'49.687	*	36.09*	17.626	30.570	25.400	202.9
3	**1'47.654**		34.699	17.324	30.398	25.233	203.6
4	1'48.242	*	35.021	17.380	30.467	25.374*	197.7
5	**1'52.811**		36.600	17.752	33.160	25.299	197.7
6	**1'47.975**		34.607	17.333	30.590	25.445	200.3
7	**1'48.800**		35.185	17.229	30.350	26.036	203.3
8	**1'49.276**		35.413	17.497	31.224	25.142	200.6
9	**1'49.459**		34.896	17.259	32.119	25.185	204.0
10	1'51.723	*	38.66*	17.208	30.870	24.980	201.9
	unfinished		34.317	16.961	29.935		203.6

24th 8 Eddie O'SHEA — Red Bull Rookies - Gr GBR
Runs=1 Total laps=14 Full laps=13 Valid laps=10

Lap	Lap Time		T1	T2	T3	T4	Speed
1	2'22.336		35.177	18.277	31.920	26.505	190.6
2	**1'49.126**		35.704	17.346	30.631	25.445	202.6
3	**1'48.670**		35.279	17.198	30.647	25.546	201.3
4	1'48.707	*	35.634	17.578	30.301*	25.194	195.5
5	**1'47.776**		35.229	17.138	30.322	25.087	201.9
6	**1'48.307**		35.172	17.052	30.429	25.654	201.9
7	**1'48.791**		35.199	17.064	30.745	25.783	202.9
8	**1'48.410**		34.941	17.076	30.962	25.431	201.9
9	**1'47.926**		35.338	17.071	30.470	25.047	202.3
10	**1'52.921**		36.944	17.240	32.333	26.404	198.7
11	**1'47.747**		35.169	16.973	30.472	25.133	201.9
12	**1'50.789**		38.403	17.114	30.162	25.110	197.4
13	1'47.194	*	34.889	17.031	30.258	25.016*	200.3
14	1'47.738	*	35.11*	17.171	30.398	25.058	198.7

25th 23 Rhys STEPHENSON — Red Bull Rookies - Gr GBR
Runs=2 Total laps=14 Full laps=11 Valid laps=9

Lap	Lap Time		T1	T2	T3	T4	Speed
1	1'58.314		33.411	18.136	31.561	25.806	191.8
2	**1'50.611**		36.027	17.923	30.968	25.693	193.0
3	**1'49.977**		35.546	18.019	30.853	25.559	192.7
4	**1'50.627**		35.535	17.690	31.128	26.274	192.4
5	**1'49.666**		35.548	17.644	30.792	25.682	192.7
6	**1'48.898**		35.496	17.664	30.417	25.321	192.7
7	**1'48.503**		35.119	17.637	30.383	25.364	194.2
8	**1'48.531**		35.155	17.633	30.443	25.300	193.9
9	1'55.881	P	35.121	17.868	30.688	32.204	190.9
10	2'05.696		32.497	17.598	30.241	25.512	194.9
11	1'48.141	*	35.165	17.558	30.200*	25.218*	194.5
12	1'48.060	*	35.076	17.354	30.441*	25.189	198.3
13	**1'48.141**		35.227	17.361	30.292	25.261	196.4
14	**1'47.871**		35.112	17.289	30.178	25.292	198.3

26th 25 Alexander ENRIQUE — Red Bull Rookies - Un USA
Runs=1 Total laps=5 Full laps=4 Valid laps=2

Lap	Lap Time		T1	T2	T3	T4	Speed
1	2'14.765	*	35.876	18.695	32.201	26.127*	193.9
2	1'59.081	*	44.71*	17.482	31.436	25.445	199.3
3	**1'49.541**		35.720	17.585	30.772	25.464	195.8
4	1'48.899	*	35.453	17.494	30.521	25.431*	196.4
5	**1'56.313**		42.617	17.595	30.614	25.487	194.9
	unfinished		35.975	17.374			195.5

Fastest Lap: Máximo QUILES — Red Bull Rookies - Sp SPA **1'45.451** 34.300 16.825 29.735 24.591

DORNA DATA PROCESSING TIMING SERVICE DORNA DATA PROCESSING TIMING SERVICE DORNA DATA PROCESSING TIMING SERVICE DORNA DATA PROCESSING TIMING SERVICE DORNA DATA PROCESSING TIMING SERVICE DORNA DATA PROCESSING TIMING SERVICE DORNA DATA PROCESSING TIMING SERVICE DORNA DATA PROCCEESSS

TT Circuit Assen

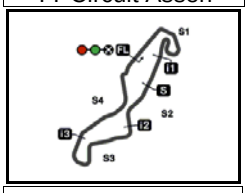

4542 m.

Results and timing service provided by TISSOT

RookiesCup

MOTUL TT ASSEN
Practice Nr. 2
Combined Practice Times

		Rider	Nation	Team	MOTORCYCLE	P1		P2		Gap	
1	28	**M.QUILES**	SPA	Red Bull Rookies - Spain	KTM	1'46.846	14	**1'45.451**	13		
2	83	**A.CARPE**	SPA	Red Bull Rookies- Spain	KTM	1'46.338	13	**1'45.545**	11	0.094	0.094
3	94	**G.PINI**	ITA	Red Bull Rookies - Italy	KTM	1'46.748	13	**1'45.760**	14	0.309	0.215
4	95	**M.MORELLI**	ARG	Red Bull Rookies - Argentina	KTM	1'46.454	14	**1'45.967**	9	0.516	0.207
5	18	**A.PIQUERAS**	SPA	Red Bull Rookies - Spain	KTM	1'47.234	13	**1'46.023**	12	0.572	0.056
6	12	**J.ROULSTONE**	AUS	Red Bull Rookies - Australia	KTM	1'47.692	14	**1'46.359**	7	0.908	0.336
7	67	**C.O'GORMAN**	IRL	Red Bull Rookies - Ireland	KTM	1'47.482	14	**1'46.471**	12	1.020	0.112
8	69	**M.RUDA**	SPA	Red Bull Rookies - Spain	KTM	**1'46.475**	13	1'46.481	5	1.024	0.004
9	54	**A.FERRANDEZ**	SPA	Red Bull Rookies - Spain	KTM	1'49.873	3	**1'46.489**	11	1.038	0.014
10	57	**D.SHAHRIL**	MAL	Red Bull Rookies - Malaysia	KTM	1'47.758	11	**1'46.566**	11	1.115	0.077
11	78	**J.ROSENTHALER**	AUT	Red Bull Rookies - Austria	KTM	1'47.706	13	**1'46.568**	13	1.117	0.002
12	93	**A.ADITAMA**	INA	Red Bull Rookies - Indonesia	KTM	1'47.154	13	**1'46.723**	8	1.272	0.155
13	11	**R.MOODLEY**	RSA	Red Bull Rookies - South Africa	KTM	1'47.677	13	**1'46.729**	14	1.278	0.006
14	50	**C.THOMPSON**	AUS	Red Bull Rookies - Australia	KTM	1'47.689	14	**1'46.807**	9	1.356	0.078
15	14	**C.BUCHANAN**	NZE	Red Bull Rookies - New Zeland	KTM	1'47.592	14	**1'46.858**	8	1.407	0.051
16	27	**R.SALMELA**	FIN	Red Bull Rookies - Finland	KTM			**1'46.875**	13	1.424	0.017
17	2	**A.MIZERA**	FRA	Red Bull Rookies - France	KTM	1'47.677	14	**1'46.877**	11	1.426	0.002
18	56	**K.FARKAS**	HUN	Red Bull Rookies - Hungary	KTM	1'48.462	9	**1'46.986**	13	1.535	0.109
19	88	**S.EZAWA**	JPN	Red Bull Rookies - Japan	KTM	1'47.688	13	**1'47.211**	13	1.760	0.225
20	5	**L.RAMMERSTOR**	AUT	Red Bull Rookies - Austria	KTM	1'47.611	13	**1'47.373**	10	1.922	0.162
21	81	**L.LUCIANO**	BEL	Red Bull Rookies - Belgium	KTM	**1'47.423**	13	1'47.639	3	1.972	0.050
22	47	**D.BOGGIO**	ITA	Red Bull Rookies - Italy	KTM	**1'47.476**	13	1'47.654	3	2.025	0.053
23	13	**H.DANISH**	MAL	Red Bull Rookies - Malaysia	KTM	1'48.937	4	**1'47.478**	11	2.027	0.002
24	8	**E.O'SHEA**	GBR	Red Bull Rookies - Great Britain	KTM	1'47.917	13	**1'47.747**	11	2.296	0.269
25	23	**R.STEPHENSON**	GBR	Red Bull Rookies - Great Britain	KTM	1'48.339	14	**1'47.871**	14	2.420	0.124
26	25	**A.ENRIQUEZ**	USA	Red Bull Rookies - United States	KTM	1'49.961	4	**1'49.541**	3	4.090	1.670

Pole Position Record:	2019	**Carlos TATAY**	**1'44.914**	155.8 Km/h
Best Race Lap:	2015	**Fabio DI GIANNANTONIO**	**1'45.094**	155.5 Km/h
All Time Lap Record:	2019	**Carlos TATAY**	**1'44.914**	155.8 Km/h

The results are provisional until the end of the limit for protest and appeals.

Time limit for protest expires 60' after publication of the results - ..... Time: .....

DORNA DATA PROCESSING -TIMING SERVICE DORNA DATA PROCESSING TIMING SERVICE DORNA DATA PROCESSING TIMING SERVICE DORNA DATA PROCESSING TIMING SERVICE DORNA DATA PROCESSING TIMING SERVICE DORNA DATA PROCESSING TIMING SERVICE DORNA DATA PROCESSING TIMING SERVICE DORNA DATA PROCCEESSS

Assen, Friday, June 23, 2023