

4542 m.

MOTUL TT ASSEN**Race Nr.1****Classification after 15 laps = 68.13 km****RookiesCup**


Pos		Rider	Nation	Team	Motorcycle	Total Time	Km/h	Gap
1	25	18 Angel PIQUERAS	SPA	Red Bull Rookies - Spain	KTM	26'39.772	153.3	
2	20	83 Alvaro CARPE	SPA	Red Bull Rookies- Spain	KTM	26'39.980	153.2	0.208
3	16	67 Casey O'GORMAN	IRL	Red Bull Rookies - Ireland	KTM	26'40.028	153.2	0.256
4	13	12 Jacob ROULSTONE	AUS	Red Bull Rookies - Australia	KTM	26'40.206	153.2	0.434
5	11	13 Hakim DANISH	MAL	Red Bull Rookies - Malaysia	KTM	26'40.337	153.2	0.565
6	10	11 Ruché MOODLEY	RSA	Red Bull Rookies - South Africa	KTM	26'40.853	153.2	1.081
7	9	56 Kevin FARKAS	HUN	Red Bull Rookies - Hungary	KTM	26'41.238	153.1	1.466
8	8	69 Marcos RUDA	SPA	Red Bull Rookies - Spain	KTM	26'41.396	153.1	1.624
9	7	57 Danial SHAHRIL	MAL	Red Bull Rookies - Malaysia	KTM	26'41.645	153.1	1.873
10	6	50 Carter THOMPSON	AUS	Red Bull Rookies - Australia	KTM	26'41.955	153.1	2.183
11	5	54 Alberto FERRANDEZ	SPA	Red Bull Rookies - Spain	KTM	26'47.039	152.6	7.267
12	4	8 Eddie O'SHEA	GBR	Red Bull Rookies - Great Britain	KTM	26'47.167	152.6	7.395
13	3	93 Arbi ADITAMA	INA	Red Bull Rookies - Indonesia	KTM	26'47.568	152.5	7.796
14	2	47 Dodo BOGGIO	ITA	Red Bull Rookies - Italy	KTM	26'47.326	152.5	7.554
15	1	78 Jakob ROSENTHALER	AUT	Red Bull Rookies - Austria	KTM	26'47.492	152.5	7.720
16		95 Marco MORELLI	ARG	Red Bull Rookies - Argentina	KTM	26'51.049	152.2	11.277
17		5 Leo RAMMERSTORFER	AUT	Red Bull Rookies - Austria	KTM	26'55.009	151.8	15.237
18		88 Shinya EZAWA	JPN	Red Bull Rookies - Japan	KTM	26'59.908	151.4	20.136
19		23 Rhys STEPHENSON	GBR	Red Bull Rookies - Great Britain	KTM	27'18.292	149.7	38.520
20		27 Rico SALMELA	FIN	Red Bull Rookies - Finland	KTM	27'25.550	149.0	45.778
21		25 Alexander ENRIQUEZ	USA	Red Bull Rookies - United States	KTM	27'27.321	148.8	47.549
Not classified								
		94 Guido PINI	ITA	Red Bull Rookies - Italy	KTM	24'53.798	153.2	1 lap
		2 Amaury MIZERA	FRA	Red Bull Rookies - France	KTM	16'11.197	151.5	6 laps
		14 Cormac BUCHANAN	NZE	Red Bull Rookies - New Zeland	KTM	8'59.472	151.5	10 laps
Not finished first lap								
		28 Máximo QUILES	SPA	Red Bull Rookies - Spain	KTM			

The results are provisional until the end of the limit for protest and appeals.

Time limit for protest expires 30' after publication of the results - Time:


DORNA DATA PROCESSING TIMING SERVICE DORNA DATA PROCESSING TIMING SERVICE DORNA DATA PROCESSING TIMING SERVICE DORNA DATA PROCESSING TIMING SERVICE DORNA DATA PROCESSING TIMING SERVICE DORNA DATA PROCESSING TIMING SERVICE DORNA DATA PROCESSING TIMING SERVICE DORNA DATA PROCESSING TIMING SERVICE DORNA DATA PROCESSING TIMING SERVICE DORNA DATA PROCESSING

TT Circuit Assen

Results and timing service provided by 

4542 m.

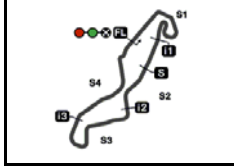
RookiesCup**MOTUL TT ASSEN****Race Nr.1****Fastest Laps Sequence**

<i>Lap</i>	<i>Race Time</i>	 <i>Rider</i>	<i>Nation</i>	<i>Motorcycle</i>	<i>Time</i>	<i>Km/h</i>	<i>Riders's Lap</i>
2	3'38.507	12 Jacob ROULSTONE	AUS	KTM	1'45.693	154.7	2
5	9'01.595	93 Arbi ADITAMA	INA	KTM	1'45.573	154.8	5
6	10'47.124	93 Arbi ADITAMA	INA	KTM	1'45.529	154.9	6
8	14'17.717	95 Marco MORELLI	ARG	KTM	1'45.378	155.1	8
9	16'04.793	93 Arbi ADITAMA	INA	KTM	1'45.191	155.4	9

DORNA DATA PROCESSING TIMING SERVICE DORNA DATA PROCESSING TIMING SERVICE DORNA DATA PROCESSING TIMING SERVICE DORNA DATA PROCESSING TIMING SERVICE DORNA DATA PROCESSING TIMING SERVICE DORNA DATA PROCESSING TIMING SERVICE DORNA DATA PROCESSING TIMING SERVICE DORNA DATA PROCESSING TIMING SERVICE DORNA DATA PROCESSING TIMING SERVICE DORNA DATA PROCESSING TIMING SERVICE DORNA DATA PROCESSING TIMING SERVICE DORNA DATA PROCESSING

Assen, Saturday, June 24, 2023





4542 m.

MOTUL TT ASSEN

Race Nr.1

Chronological Analysis of Performances

RookiesCup

* Lap / Sector time cancelled

T1 Time from finish line to 1st intermediate

T3 Time from 2nd intermed. to 3rd intermed.

P Crossing the finish line in pit lane

T2 Time from 1st intermed. to 2nd intermed.

T4 Time from 3rd intermediate to finish line

Lap	Lap Time	T1	T2	T3	T4	Speed	Lap	Lap Time	T1	T2	T3	T4	Speed
1st 18 Angel PIQUERAS Red Bull Rookies - Sp SPA Full laps=14							4th 12 Jacob ROULSTONE Red Bull Rookies - Au AUS Full laps=14						
1	1'52.319	40.305	17.264	29.986	24.764	195.5	1	1'52.814	41.159	16.858	29.952	24.845	203.6
2	1'46.260	34.284	17.116	29.873	24.987	196.4	2	1'45.693	34.384	16.953	29.764	24.592	199.3
3	1'46.745	34.840	17.137	29.936	24.832	198.0	3	1'47.098	35.114	17.138	29.942	24.904	197.7
4	1'46.377	34.271	17.157	29.778	25.171	197.4	4	1'46.661	34.520	16.888	29.815	25.438	201.6
5	1'46.413	34.512	17.065	29.983	24.853	200.0	5	1'46.501	34.803	17.047	29.864	24.787	198.0
6	1'45.886	34.250	17.062	29.772	24.802	198.3	6	1'45.972	34.602	16.836	29.900	24.634	203.6
7	1'46.468	34.352	17.175	29.805	25.136	197.4	7	1'46.228	34.637	16.792	29.796	25.003	204.6
8	1'45.970	34.455	16.919	29.931	24.665	200.3	8	1'46.011	34.727	16.882	29.810	24.592	200.9
9	1'45.925	34.628	16.856	29.852	24.589	199.3	9	1'45.787	34.587	16.843	29.607	24.750	204.3
10	1'46.604	34.520	17.207	30.114	24.763	197.4	10	1'46.727	34.475	16.989	30.156	25.107	204.0
11	1'46.505	34.803	16.924	30.101	24.677	204.0	11	1'46.387	34.727	16.935	29.894	24.831	204.0
12	1'45.796	34.217	17.071	29.765	24.743	197.1	12	1'46.065	34.457	16.912	29.790	24.906	200.6
13	1'46.088	34.290	17.071	29.780	24.947	198.3	13	1'45.904	34.678	16.869	29.726	24.631	202.9
14	1'46.566	34.480	17.162	30.069	24.855	200.9	14	1'46.742	34.518	16.896	29.987	25.341	203.6
15	1'45.850	34.228	17.029	29.749	24.844	198.0	15	1'45.616	34.268	16.955	29.734	24.659	203.6
2nd 83 Alvaro CARPE Red Bull Rookies - Sp SPA Full laps=14							5th 13 Hakim DANISH Red Bull Rookies - Ma MAL Full laps=14						
1	1'52.737	40.773	16.996	29.902	25.066	202.6	1	1'53.478	41.415	16.978	30.107	24.978	202.6
2	1'46.047	34.510	17.047	29.838	24.652	197.1	2	1'46.301	34.520	16.838	30.174	24.769	203.6
3	1'46.744	34.883	17.193	29.982	24.686	196.4	3	1'46.157	34.925	17.063	29.554	24.615	201.9
4	1'46.005	34.863	16.770	29.765	24.607	203.6	4	1'46.205	34.800	16.716	29.810	24.879	203.6
5	1'46.970	34.739	16.985	30.393	24.853	199.6	5	1'46.836	34.509	16.912	29.890	25.525	204.3
6	1'46.125	34.429	16.768	29.690	25.238	205.7	6	1'45.964	34.481	16.839	29.903	24.741	204.3
7	1'45.615	34.473	16.758	29.642	24.742	205.0	7	1'45.788	34.693	16.741	29.666	24.688	203.3
8	1'46.108	34.453	17.032	29.975	24.648	198.3	8	1'46.018	34.622	16.921	29.872	24.603	204.0
9	1'45.891	34.466	17.002	29.894	24.529	197.4	9	1'46.237	34.944	16.759	29.755	24.779	202.6
10	1'46.523	34.585	17.173	30.129	24.636	195.8	10	1'46.146	34.498	16.991	30.033	24.624	204.6
11	1'46.604	34.876	16.960	30.033	24.735	199.3	11	1'46.987 *	34.713	16.963	30.062	25.249*	205.0
12	1'46.298	34.519	16.968	29.790	25.021	201.3	12	1'45.927	34.915	16.785	29.503	24.724	203.3
13	1'45.879	34.638	16.973	29.656	24.612	202.9	13	1'46.076	34.801	16.710	29.886	24.679	206.0
14	1'46.703	34.514	17.070	30.068	25.051	205.0	14	1'46.521 *	34.466	16.815	30.004	25.236*	205.7
15	1'45.731	34.316	17.010	29.690	24.715	200.0	15	1'45.696	34.555	16.798	29.808	24.535	204.3
3rd 67 Casey O'GORMAN Red Bull Rookies - Irel IRL Full laps=14													
1	1'52.986	41.004	17.140	29.935	24.907	199.6							
2	1'45.909	34.599	16.927	29.722	24.661	199.6							
3	1'46.915	34.951	17.091	30.022	24.851	201.6							
4	1'46.001	34.866	16.697	29.757	24.681	202.6							
5	1'46.612	34.656	16.928	30.141	24.887	200.3							
6	1'45.879	34.654	16.800	29.640	24.785	202.6							
7	1'46.349	34.838	16.806	29.818	24.887	202.6							
8	1'46.432	34.991	17.091	29.746	24.604	200.0							
Fastest Lap: Arbi ADITAMA Red Bull Rookies - Ind INA 1'45.191 34.438 16.796 29.564 24.393													

DORNA DATA PROCESSING TIMING SERVICE DORNA DATA PROCESSING TIMING SERVICE DORNA DATA PROCESSING TIMING SERVICE DORNA DATA PROCESSING TIMING SERVICE DORNA DATA PROCESSING TIMING SERVICE DORNA DATA PROCESSING TIMING SERVICE DORNA DATA PROCESSING TIMING SERVICE DORNA DATA PROCESSING TIMING SERVICE DORNA DATA PROCESSING TIMING SERVICE DORNA DATA PROCCESSS



Race Nr.1

RookiesCup

Lap	Lap Time	T1	T2	T3	T4	Speed	Lap	Lap Time	T1	T2	T3	T4	Speed
3	1'46.181	34.811	16.817	29.852	24.701	204.3	5	1'46.493	34.894	16.789	30.235	24.575	203.3
4	1'46.067	34.901	16.645	29.818	24.703	206.4	6	1'46.370	34.927	16.796	30.001	24.646	201.9
5	1'45.705 *	34.566	16.683	29.886*	24.570	204.0	7	1'47.049	34.641	16.920	30.665	24.823	199.6
6	1'45.807	34.536	16.706	29.666	24.899	205.0	8	1'46.237	34.788	16.911	29.950	24.588	203.3
7	1'45.614	34.445	16.639	29.675	24.855	203.3	9	1'46.121	34.705	16.861	29.954	24.601	199.6
8	1'45.983 *	34.695	16.858	29.757*	24.673	206.4	10	1'45.677	34.470	16.853	29.836	24.518	201.3
9	1'45.897	34.739	16.948	29.668	24.542	201.6	11	1'46.095	34.700	16.938	29.866	24.591	200.3
10	1'49.019	37.173	17.139	29.986	24.721	198.3	12	1'46.163	34.581	16.930	29.901	24.751	200.3
11	1'46.071	34.507	16.843	29.861	24.860	202.6	13	1'47.439	34.817	16.894	30.880	24.848	200.6
12	1'46.303	34.590	16.749	29.853	25.111	204.3	14	1'47.524	35.073	17.196	30.135	25.120	198.7
13	1'47.821	35.755	16.811	30.299	24.956	201.6	15	1'47.456 *	35.181	17.151	30.171	24.953*	201.6
14	1'47.515	35.202	17.155	30.163	24.995	197.1							
15	1'47.198	34.896	17.180	30.205	24.917	198.7							

13th 93 Arbi ADITAMA Red Bull Rookies - Ind INA

Full laps=14

1	1'54.224	42.117	17.241	30.116	24.750	199.0
2	1'45.831	34.601	16.876	29.808	24.546	201.9
3	1'46.718	34.974	16.960	29.820	24.964	204.6
4	1'49.249	37.562	16.944	29.920	24.823	203.3
5	1'45.573	34.433	16.808	29.638	24.694	202.3
6	1'45.529	34.465	16.777	29.663	24.624	202.3
7	1'45.602	34.628	16.813	29.645	24.516	201.3
8	1'46.876	34.358	16.760	31.028	24.730	202.9
9	1'45.191	34.438	16.796	29.564	24.393	200.9
10	1'45.770	34.513	16.890	29.743	24.624	200.3
11	1'45.813	34.321	16.861	29.530	25.101	201.3
12	1'46.056	34.700	16.934	29.864	24.558	203.3
13	1'50.136	34.647	16.797	29.691	29.001	204.0
14	1'48.986	36.648	17.273	30.013	25.052	199.3
15	1'46.014	34.521	16.969	29.784	24.740	199.3

14th 47 Dodo BOGGIO Red Bull Rookies - Ital ITA

Full laps=14

1	1'54.367	42.337	17.012	30.205	24.813	206.0
2	1'46.085	34.749	16.881	29.874	24.581	205.0
3	1'46.368	34.967	16.916	29.898	24.587	207.4
4	1'47.349	35.515	17.048	29.870	24.916	202.3
5	1'47.470 *	35.38*	17.004	30.299	24.787	202.3
6	1'46.327	34.849	16.782	29.860	24.836	205.0
7	1'46.650	34.613	16.863	30.376	24.798	203.6
8	1'46.219	34.851	16.975	29.820	24.573	201.3
9	1'45.674	34.359	16.928	29.808	24.579	201.9
10	1'46.094	34.592	16.977	29.941	24.584	201.9
11	1'45.674	34.465	16.953	29.775	24.481	202.3
12	1'46.425	34.470	16.913	29.988	25.054	202.3
13	1'47.926	34.856	17.160	30.716	25.194	198.7
14	1'47.438	35.084	17.309	30.140	24.905	196.7
15	1'47.260 *	34.908	17.190	30.176	24.986*	200.3

15th 78 Jakob ROSENTHAL Red Bull Rookies - Au AUT

Full laps=14

1	1'55.555	42.913	16.927	30.231	25.484	201.6
2	1'47.002	35.330	16.778	30.214	24.680	201.9
3	1'46.152	35.009	16.781	29.772	24.590	201.3
4	1'46.159	35.068	16.767	29.757	24.567	201.6

16th 95 Marco MORELLI Red Bull Rookies - Ar ARG

Full laps=14

1	1'52.536	40.537	17.053	30.026	24.920	196.7
2	1'46.256	34.380	16.985	29.736	25.155	196.1
3	1'47.559	35.643	17.445	29.763	24.708	196.4
4	1'46.028	34.779	16.897	29.612	24.740	199.6
5	1'46.742	34.627	17.209	29.956	24.950	199.6
6	1'46.940 *	35.78*	16.769	29.809	24.580	204.6
7	1'46.278	34.754	16.929	29.805	24.790	202.3
8	1'45.378	34.416	16.880	29.463	24.619	198.3
9	1'45.705	34.635	17.023	29.563	24.484	201.9
10	1'57.215 *	44.523	17.645	30.179*	24.868	192.4
11	1'46.055	34.358	17.156	29.830	24.711	194.5
12	1'45.846	34.362	17.057	29.709	24.718	194.9
13	1'45.950	34.363	17.141	29.771	24.675	194.9
14	1'46.050	34.472	17.106	29.802	24.670	195.2
15	1'46.511	34.471	17.067	29.985	24.988	197.1

17th 5 Leo RAMMERSTOR Red Bull Rookies - Au AUT

Full laps=14

1	1'55.997	43.656	17.184	30.274	24.883	200.3
2	1'47.382	35.305	17.073	30.066	24.938	200.6
3	1'46.269	34.729	16.938	29.824	24.778	200.9
4	1'46.609	34.868	16.957	29.983	24.801	202.3
5	1'46.594	35.021	17.005	29.791	24.777	200.0
6	1'46.629	34.665	16.940	29.990	25.034	199.6
7	1'46.661	34.643	17.224	29.947	24.847	199.3
8	1'46.407	34.515	17.029	29.874	24.989	200.6
9	1'47.018	34.906	17.066	29.928	25.118	196.1
10	1'47.684	34.830	17.353	30.330	25.171	194.2
11	1'47.846	35.064	17.394	30.253	25.135	194.5
12	1'47.729	34.879	17.349	30.388	25.113	193.6
13	1'46.914 *	34.67*	17.206	30.058	24.972	195.8
14	1'47.709	35.097	17.311	30.224	25.077	195.5
15	1'47.561	34.771	17.301	30.290	25.199	194.9

18th 88 Shinya EZAWA Red Bull Rookies - Ja JPN

Full laps=14

1	1'55.628	43.408	17.214	30.043	24.963	201.9
2	1'47.176	35.490	17.050	29.991	24.645	199.6
3	1'46.399	35.032	16.907	29.803	24.657	199.6
4	1'46.980	34.991	17.187	29.954	24.848	199.0
5	1'46.853	35.231	17.084	29.845	24.693	200.6
6	1'46.210	34.787	16.940	29.725	24.758	199.3

Fastest Lap: Arbi ADITAMA Red Bull Rookies - Ind INA **1'45.191** 34.438 16.796 29.564 24.393

DORNA DATA PROCESSING TIMING SERVICE DORNA DATA PROCESSING TIMING SERVICE DORNA DATA PROCESSING TIMING SERVICE DORNA DATA PROCESSING TIMING SERVICE DORNA DATA PROCESSING TIMING SERVICE DORNA DATA PROCESSING TIMING SERVICE DORNA DATA PROCESSING TIMING SERVICE DORNA DATA PROCESSING TIMING SERVICE DORNA DATA PROCCESSS

Race Nr.1

RookiesCup

Lap	Lap Time	T1	T2	T3	T4	Speed	Lap	Lap Time	T1	T2	T3	T4	Speed
7	1'46.566	<u>34.754</u>	17.232	29.891	24.689	196.7	9	1'49.289	35.501	17.426	30.953	25.409	194.9
8	1'46.645 *	34.69*	17.095	29.836	25.016*	196.7	10	1'48.998	<u>35.224</u>	17.459	30.835	25.480	196.4
9	1'47.357 *	34.93*	17.258	29.880	25.288	192.7	11	1'49.473	35.550	17.585	30.758	25.580	193.6
10	1'47.660	34.817	17.265	30.217	25.361	197.1	12	1'49.033	35.437	17.645	30.596	<u>25.355</u>	193.3
11	1'50.236	37.972	17.282	30.112	24.870	194.2	13	<u>1'48.839</u>	35.327	17.404	<u>30.582</u>	25.526	197.1
12	1'47.670 *	34.93*	17.313	30.399	25.026	193.0	14	1'48.884	35.350	<u>17.306</u>	30.682	25.546	196.4
13	1'48.259	35.175	17.403	30.537	25.144	192.7	15	1'49.087	35.303	17.314	30.896	25.574	200.0
14	1'48.175	35.216	17.367	30.400	25.192	192.7							
15	1'48.094	35.062	17.393	30.521	25.118	193.6							

19th 23 Rhys STEPHENSON Red Bull Rookies - Gr GBR Full laps=14

1	1'57.484	43.855	<u>17.207</u>	30.406	26.016	<u>201.9</u>
2	<u>1'48.232</u>	35.316	17.328	30.302	25.286	196.7
3	1'48.497	35.272	17.395	30.390	25.440	194.9
4	1'48.419	35.442	17.287	30.340	25.350	194.9
5	1'48.491	35.398	17.431	30.373	25.289	194.2
6	1'49.163	35.313	17.445	30.384	26.021	194.9
7	1'48.512	35.363	17.295	30.367	25.487	195.2
8	1'48.820	35.367	17.454	30.521	25.478	193.9
9	1'48.261	<u>35.155</u>	17.378	30.428	25.300	194.2
10	1'48.680	35.338	17.399	<u>30.276</u>	25.667	193.3
11	1'48.434	35.404	17.342	30.380	25.308	193.9
12	1'48.759	35.217	17.513	30.603	25.426	192.4
13	1'48.377	35.234	17.392	30.553	<u>25.198</u>	193.9
14	1'48.767	35.284	17.668	30.463	25.352	194.5
15	1'49.396	35.277	17.965	30.722	25.432	194.2

20th 27 Rico SALMELA Red Bull Rookies - Fin FIN Full laps=14

1	1'53.797	41.679	16.982	30.012	25.124	204.3
2	<u>1'45.966</u>	34.753	<u>16.732</u>	29.855	<u>24.626</u>	<u>207.4</u>
3	1'46.364	34.990	16.920	<u>29.724</u>	24.730	206.0
4	2'18.449	58.866	20.547	32.945	26.091	181.3
5	1'49.134	35.604	17.456	30.651	25.423	198.7
6	1'48.180	35.113	17.282	30.423	25.362	199.6
7	1'47.503	34.900	17.211	30.171	25.221	199.0
8	1'47.386	34.739	17.279	30.226	25.142	198.7
9	1'47.040	<u>34.504</u>	17.135	30.323	25.078	197.7
10	1'47.096	34.588	17.158	30.224	25.126	198.3
11	1'47.072	34.588	17.151	30.283	25.050	198.0
12	1'47.103	34.634	17.115	30.265	25.089	198.3
13	1'46.790	34.592	17.021	30.191	24.986	200.9
14	1'46.495	34.511	17.023	30.079	24.882	201.3
15	1'47.175	34.672	17.038	30.341	25.124	200.6

21st 25 Alexander ENRIQUE Red Bull Rookies - Un USA Full laps=14

1	1'58.241	44.048	17.311	31.221	25.661	<u>204.6</u>
2	1'49.015	35.554	17.404	30.677	25.380	200.0
3	1'49.538	35.767	17.533	30.824	25.414	197.7
4	1'49.466	35.678	17.488	30.753	25.547	196.7
5	1'49.769	35.500	17.577	30.865	25.827	197.4
6	1'49.506	35.647	17.447	30.848	25.564	197.7
7	1'48.953	35.342	17.446	30.748	25.417	197.4
8	1'49.230	35.510	17.415	30.879	25.426	196.4

22nd 94 Guido PINI Red Bull Rookies - Ital ITA Full laps=13

1	1'53.338	41.560	17.069	29.924	24.785	<u>203.3</u>
2	1'45.491 *	34.554	16.862	29.657*	<u>24.418</u>	202.3
3	1'46.420	34.941	<u>16.804</u>	30.049	24.626	201.9
4	1'46.120	34.549	17.037	29.775	24.759	198.3
5	1'46.850	34.638	17.252	30.171	24.789	197.4
6	1'46.082	34.348	16.957	29.794	24.983	199.3
7	1'46.097	<u>34.299</u>	16.952	30.104	24.742	199.3
8	1'46.229	34.776	17.056	29.850	24.547	199.0
9	1'46.008	34.606	16.848	<u>29.765</u>	24.789	200.9
10	1'46.261 *	34.437	17.234	30.001	24.589*	199.6
11	1'46.670	34.645	17.168	30.045	24.812	196.1
12	1'45.891	34.485	16.928	29.850	24.628	202.3
13	<u>1'45.784</u>	34.350	16.903	29.853	24.678	199.6
14	1'46.557	34.497	17.162	30.103	24.795	199.0
unfinished		34.476				200.3

23rd 2 Amaury MIZERA Red Bull Rookies - Fr FRA Full laps=8

1	1'55.409	42.980	17.008	29.795	25.626	202.6
2	1'46.800 *	35.264	16.841	29.897*	24.798	<u>203.3</u>
3	<u>1'46.208</u>	34.784	<u>16.764</u>	29.972	24.688	202.9
4	1'47.974	36.881	16.946	<u>29.611</u>	<u>24.536</u>	200.9
5	1'48.795 *	36.92*	16.998	30.061	24.810	199.3
6	1'46.768	34.893	17.095	29.933	24.847	199.0
7	1'46.583	34.751	17.087	29.951	24.794	197.4
8	1'46.437	34.757	17.053	29.913	24.714	197.1
9	1'46.223	<u>34.722</u>	17.043	29.852	24.606	197.1
unfinished		34.778	17.023	29.884		198.0

24th 14 Cormac BUCHANA Red Bull Rookies - Ne NZE Full laps=4

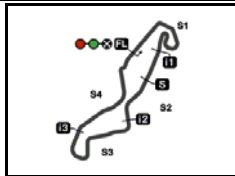
1	1'53.815	42.103	17.035	29.909	24.768	199.6
2	1'45.996	34.399	16.774	30.293	<u>24.530</u>	203.6
3	1'47.040	35.440	16.887	29.911	24.802	<u>205.0</u>
4	<u>1'45.869</u>	34.899	<u>16.759</u>	<u>29.609</u>	24.602	201.3
5	1'46.752	34.549	16.932	30.033	25.238	203.6
unfinished		<u>34.374</u>	16.847	29.790		202.3

25th 28 Máximo QUILES Red Bull Rookies - Sp SPA Full laps=4

unfinished		31.647	<u>17.127</u>			<u>199.6</u>
------------	--	--------	---------------	--	--	--------------

Fastest Lap: Arbi ADITAMA Red Bull Rookies - Ind INA **1'45.191** 34.438 16.796 29.564 24.393

DORNA DATA PROCESSING TIMING SERVICE DORNA DATA PROCESSING TIMING SERVICE DORNA DATA PROCESSING TIMING SERVICE DORNA DATA PROCESSING TIMING SERVICE DORNA DATA PROCESSING TIMING SERVICE DORNA DATA PROCESSING TIMING SERVICE DORNA DATA PROCESSING TIMING SERVICE DORNA DATA PROCESSING TIMING SERVICE DORNA DATA PROCCESSS



4542 m.

MOTUL TT ASSEN
Official Starting Grid

Race : 15 laps = 68.13 km

RookiesCup

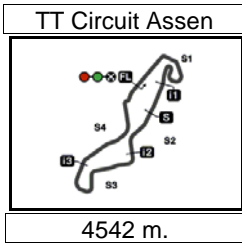
1	1 1'44.993 18 Angel PIQUERAS KTM	2	2 1'45.516 28 Máximo QUILES KTM	3	3 1'45.632 27 Rico SALMELA KTM
2	4 1'45.753 95 Marco MORELLI KTM	5	5 1'45.776 67 Casey O'GORMAN KTM	6	6 1'45.834 83 Alvaro CARPE KTM
3	7 1'45.834 13 Hakim DANISH KTM	8	8 1'45.859 2 Amaury MIZERA KTM	9	9 1'45.883 94 Guido PINI KTM
4	10 1'45.981 12 Jacob ROULSTONE KTM	11	11 1'45.995 93 Arbi ADITAMA KTM	12	12 1'46.124 14 Cormac BUCHANAN KTM
5	13 1'46.167 69 Marcos RUDA KTM	14	14 1'46.207 54 Alberto FERRANDEZ KTM	15	15 1'46.213 11 Ruché MOODLEY KTM
6	16 1'46.382 57 Danial SHAHRIL KTM	17	17 1'46.389 47 Dodo BOGGIO KTM	18	18 1'46.695 78 Jakob ROSENTHALER KTM
7	19 1'46.741 56 Kevin FARKAS KTM	20	20 1'46.836 50 Carter THOMPSON KTM	21	21 1'47.117 8 Eddie O'SHEA KTM
8	22 1'47.207 88 Shinya EZAWA KTM	23	23 1'47.352 5 Leo RAMMERSTORFER KTM	24	24 1'47.854 23 Rhys STEPHENSON KTM

The results are provisional until the end of the limit for protest and appeals and until the ratification of the Event Management Committee.

Time limit for protest expires 60' at the latest after publication of the results - Time:

DORNA DATA PROCESSING TIMING SERVICE DORNA DATA PROCESSING TIMING SERVICE DORNA DATA PROCESSING TIMING SERVICE DORNA DATA PROCESSING TIMING SERVICE DORNA DATA PROCESSING TIMING SERVICE DORNA DATA PROCESSING TIMING SERVICE DORNA DATA PROCESSES





Results and timing service provided by TISSOT

RookiesCup

**MOTUL TT ASSEN
Official Starting Grid**

Race : 15 laps = 68.13 km

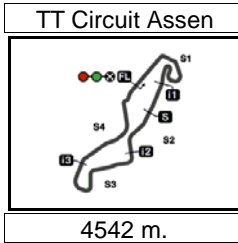
9

25
1'48.953
25 Alexander ENRIQUEZ
KTM

The results are provisional until the end of the limit for protest and appeals and until the ratification of the Event Management Committee.

Time limit for protest expires 60' at the latest after publication of the results - Time:

DORNA DATA PROCESSING TIMING SERVICE DORNA DATA PROCESSING TIMING SERVICE DORNA DATA PROCESSING TIMING SERVICE DORNA DATA PROCESSING TIMING SERVICE DORNA DATA PROCESSING TIMING SERVICE DORNA DATA PROCESSING TIMING SERVICE DORNA DATA PROCESSING TIMING SERVICE DORNA DATA PROCESSING TIMING SERVICE DORNA DATA PROCESSING TIMING SERVICE DORNA DATA PROCCESSS



Results and timing service provided by TISSOT

RookiesCup

MOTUL TT ASSEN Race Nr.1 Analysis by Lap

Num Lap Time Gap

Num	Lap Time	Gap	Num	Lap Time	Gap	Num	Lap Time	Gap
Lap 1			Lap 8			Lap 11		
18	1'52.319		83	1'46.108		83	1'46.604	
95	1'52.536	0.217	18	1'45.970	0.087	18	1'46.505	0.103
83	1'52.737	0.418	54	1'45.999	0.206	94	1'46.670	0.197
12	1'52.814	0.495	54	1'46.229	0.276	12	1'46.387	0.510
67	1'52.986	0.667	13	1'46.018	0.396	54	1'46.934	0.632
11	1'53.173	0.854	12	1'46.011	0.627	67	1'46.470	0.678
94	1'53.338	1.019	67	1'46.432	0.732	13	1'46.987	0.748
13	1'53.478	1.159	69	1'46.174	0.864	93	1'45.813	1.007
54	1'53.780	1.461	8	1'45.983	0.992	69	1'45.686	1.065
27	1'53.797	1.478	56	1'46.364	1.170	57	1'46.137	1.477
14	1'53.815	1.496	95	1'45.378	1.366	56	1'45.838	1.543
93	1'54.224	1.905	57	1'46.393	2.313	50	1'46.167	1.755
69	1'54.311	1.992	50	1'46.289	2.451	11	1'45.917	2.628
47	1'54.367	2.048	93	1'46.876	3.251	47	1'45.674	2.908
57	1'55.329	3.010	11	1'45.978	4.165	8	1'46.071	2.961
50	1'55.396	3.077	47	1'46.219	4.484	78	1'46.095	3.541
2	1'55.409	3.090	78	1'46.237	4.666	5	1'47.846	9.727
8	1'55.469	3.150	88	1'46.645	6.106	95	1'46.055	11.323
56	1'55.525	3.206	5	1'46.407	6.197	88	1'50.236	12.341
78	1'55.555	3.236	2	1'46.437	8.623	23	1'48.434	27.624
88	1'55.628	3.309	23	1'48.820	21.267	25	1'49.473	36.109
5	1'55.997	3.678	25	1'49.230	27.367	27	1'47.072	42.618
23	1'57.484	5.165	27	1'47.386	40.428			
25	1'58.241	5.922						
Lap 2			Lap 9			Lap 12		
12	1'45.693		83	1'45.891		18	1'45.796	
18	1'46.260	0.072	18	1'45.925	0.121	94	1'45.891	0.189
83	1'46.047	0.277	94	1'46.008	0.393	83	1'46.298	0.399
95	1'46.256	0.285	12	1'45.787	0.523	67	1'45.643	0.422
94	1'45.491	0.322	54	1'46.344	0.659	54	1'45.798	0.531
67	1'45.909	0.388	13	1'46.237	0.742	12	1'46.065	0.676
54	1'45.797	1.070	69	1'45.829	0.802	13	1'45.927	0.776
11	1'46.421	1.087	8	1'45.897	0.998	93	1'46.056	1.164
27	1'45.966	1.256	67	1'46.205	1.046	69	1'46.042	1.208
13	1'46.301	1.272	95	1'45.705	1.180	56	1'45.761	1.405
14	1'45.996	1.304	56	1'45.988	1.267	50	1'45.863	1.719
93	1'45.831	1.548	57	1'45.611	2.033	57	1'46.211	1.789
69	1'45.821	1.625	93	1'45.191	2.551	11	1'45.758	2.487
47	1'46.085	1.945	50	1'46.234	2.794	8	1'46.303	3.365
57	1'46.530	3.352	11	1'45.821	4.095	47	1'46.425	3.434
8	1'46.517	3.479	47	1'45.674	4.267	78	1'46.163	3.805
56	1'46.498	3.516	78	1'46.121	4.896	95	1'45.846	11.270
2	1'46.800	3.702	5	1'47.018	7.324	5	1'47.729	11.557
50	1'47.023	3.912	88	1'47.357	7.572	88	1'47.670	14.112
78	1'47.002	4.050	2	1'46.223	8.955	23	1'48.759	30.484
88	1'47.176	4.297	23	1'48.261	23.637			
5	1'47.382	4.872	25	1'49.289	30.765			
23	1'48.232	7.209	27	1'47.040	41.577			
25	1'49.015	8.749						
Lap 3			Lap 10			Lap 12		
94	1'46.420		83	1'46.523		18	1'45.796	
18	1'46.745	0.075	94	1'46.261	0.131	94	1'45.891	0.189
83	1'46.744	0.279	18	1'46.604	0.202	83	1'46.298	0.399
12	1'47.098	0.356	54	1'46.166	0.302	67	1'45.643	0.422
54	1'46.183	0.511	13	1'46.146	0.365	54	1'45.798	0.531
67	1'46.915	0.561	12	1'46.727	0.727	12	1'46.065	0.676
			67	1'46.289	0.812	13	1'45.927	0.776
			93	1'45.770	1.798	93	1'46.056	1.164
						69	1'46.042	1.208
						56	1'45.761	1.405
						50	1'45.863	1.719
						57	1'46.211	1.789
						11	1'45.758	2.487
						8	1'46.303	3.365
						47	1'46.425	3.434
						78	1'46.163	3.805
						95	1'45.846	11.270
						5	1'47.729	11.557
						88	1'47.670	14.112
						23	1'48.759	30.484

Lapped rider

DORNA DATA PROCESSING TIMING SERVICE DORNA DATA PROCESSING TIMING SERVICE DORNA DATA PROCESSING TIMING SERVICE DORNA DATA PROCESSING TIMING SERVICE DORNA DATA PROCESSING TIMING SERVICE DORNA DATA PROCESSING TIMING SERVICE DORNA DATA PROCESSING TIMING SERVICE DORNA DATA PROCESSING TIMING SERVICE DORNA DATA PROCESSING TIMING SERVICE DORNA DATA PROCESSING TIMING SERVICE DORNA DATA



Num	Lap Time	Gap			
25	1'49.033	39.243	23	1'49.396	38.520
27	1'47.103	43.822	27	1'47.175	45.778
			25	1'49.087	47.549

Lap 13

94	1'45.784	
18	1'46.088	0.115
54	1'45.678	0.236
83	1'45.879	0.305
12	1'45.904	0.607
67	1'46.314	0.763
13	1'46.076	0.879
69	1'45.828	1.063
56	1'45.805	1.237
11	1'45.330	1.844
57	1'46.381	2.197
50	1'46.485	2.231
8	1'47.821	5.213
78	1'47.439	5.271
93	1'50.136	5.327
47	1'47.926	5.387
95	1'45.950	11.247
5	1'46.914	12.498
88	1'48.259	16.398
23	1'48.377	32.888
25	1'48.839	42.109
27	1'46.790	44.639

Lap 14

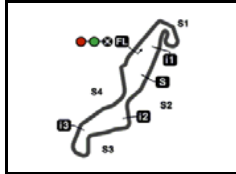
94	1'46.557	
18	1'46.566	0.124
67	1'46.043	0.249
83	1'46.703	0.451
54	1'46.984	0.663
12	1'46.742	0.792
13	1'46.521	0.843
69	1'46.564	1.070
56	1'46.448	1.128
11	1'45.990	1.277
57	1'46.508	2.148
50	1'46.530	2.204
8	1'47.515	6.171
78	1'47.524	6.238
47	1'47.438	6.268
93	1'48.986	7.756
95	1'46.050	10.740
5	1'47.709	13.650
88	1'48.175	18.016
23	1'48.767	35.098
25	1'48.884	44.436
27	1'46.495	44.577

Lap 15

18	1'45.850	
83	1'45.731	0.208
67	1'45.981	0.256
12	1'45.616	0.434
13	1'45.696	0.565
11	1'45.778	1.081
56	1'46.312	1.466
69	1'46.528	1.624
57	1'45.699	1.873
50	1'45.953	2.183
54	1'52.578	7.267
8	1'47.198	7.395
47	1'47.260	7.554
78	1'47.456	7.720
93	1'46.014	7.796
95	1'46.511	11.277
5	1'47.561	15.237
88	1'48.094	20.136

Lapped rider

DORNA DATA PROCESSING TIMING SERVICE DORNA DATA PROCESSING TIMING SERVICE DORNA DATA PROCESSING TIMING SERVICE DORNA DATA PROCESSING TIMING SERVICE DORNA DATA PROCESSING TIMING SERVICE DORNA DATA PROCESSING TIMING SERVICE DORNA DATA PROCESSING TIMING SERVICE DORNA DATA PROCCESSS



4542 m.

After the **MOTUL TT ASSEN**

2023 Riders Performance

(Qualifying Position - Starting Position - Race Position)

RookiesCup

Rider	Points	POR	POR	SPA	SPA	FRA	FRA	ITA	ITA	NED	NED	AUT	AUT	RSM	RSM								
1 PIQUERAS Angel	203	1	1	3	3	4	4	1	1	1													
		1-1	1-1	3-1	3-2	4-1	4-1	1-4	1-2	1-1	-	-	-	-	-	-	-	-	-	-	-	-	-
2 CARPE Alvaro	107	7	7	10	10	8	8	11	11	6													
		7-2	7-6	10-4	10-3	8-6	8-NC	11-6	11-8	6-2	-	-	-	-	-	-	-	-	-	-	-	-	-
3 FERRANDEZ Alberto	92	5	5	7	7	16	16	7	7	14													
		5-6	5-NC	7-7	7-9	16-7	16-3	7-1	7-5	14-11	-	-	-	-	-	-	-	-	-	-	-	-	-
4 QUILES Máximo	90	9	9	1	1	7	7	2	2	2													
		9-21	9-11	1-3	1-1	7-4	7-10	2-NC	2-1	26-NL	-	-	-	-	-	-	-	-	-	-	-	-	-
5 SALMELA Rico	86	6	6	11	11	2	2	6	6	3													
		6-3	6-5	11-5	11-5	2-2	2-NC	6-12	6-4	3-20	-	-	-	-	-	-	-	-	-	-	-	-	-
6 ROULSTONE Jacob	84	20	20	4	4	9	9	3	3	10													
		20-13	20-9	4-2	4-6	9-11	9-6	3-7	3-9	10-4	-	-	-	-	-	-	-	-	-	-	-	-	-
7 O'GORMAN Casey	77	3	3	9	9	10	10	10	10	5													
		3-4	3-4	9-10	9-7	10-NL	10-NC	10-2	10-NC	5-3	-	-	-	-	-	-	-	-	-	-	-	-	-
8 MORELLI Marco	68	18	18	2	2	1	1	16	16	4													
		18-11	18-7	2-11	2-4	1-13	1-4	16-3	16-12	4-16	-	-	-	-	-	-	-	-	-	-	-	-	-
9 DANISH Hakim	67	8	8	17	17	12	12	14	14	7													
		8-5	8-3	16-9	16-11	12-9	12-NC	23-NC	14-6	7-5	-	-	-	-	-	-	-	-	-	-	-	-	-
10 PINI Guido	59	14	14	12	12	3	3	4	4	9													
		14-12	14-NC	12-8	12-NC	3-5	3-2	4-NC	4-3	9-NC	-	-	-	-	-	-	-	-	-	-	-	-	-
11 RUDA Marcos	55	19	19	14	14	11	11	8	8	13													
		19-7	19-2	14-14	14-12	11-NL	11-15	8-14	8-7	13-8	-	-	-	-	-	-	-	-	-	-	-	-	-
12 MOODLEY Ruché	52	2	2	6	6	13	13			15													
		2-8	2-NC	6-6	6-8	13-3	13-NC	-	-	15-6	-	-	-	-	-	-	-	-	-	-	-	-	-
13 ADITAMA Arbi	38	21	21	8	8	17	17	19	19	11													
		21-15	21-12	8-13	8-18	17-14	17-7	19-5	19-11	11-13	-	-	-	-	-	-	-	-	-	-	-	-	-

NC=Not classified NL=Not finished first lap NP=Not started race re-start N2=Not finished first lap race re-start EX=Excluded NS=Not Started DS=Disqualified

DORNA DATA PROCESSING, TIMING SERVICE DORNA DATA PROCESSING, TIMING SERVICE DORNA DATA PROCESSING, TIMING SERVICE DORNA DATA PROCESSING, TIMING SERVICE DORNA DATA PROCESSING, TIMING SERVICE DORNA DATA PROCESSING, TIMING SERVICE DORNA DATA PROCESSING, TIMING SERVICE DORNA DATA PROCESSING, TIMING SERVICE DORNA DATA PROCESSING, TIMING SERVICE DORNA DATA PROCESSING, TIMING SERVICE DORNA DATA PROCCESSSS



