

Moto2

Finetwork FIM JuniorGP Ricardo Tormo

Qualifying 2

Classification

No	Rider	Nat	Team	Bike	Tires	Cl.	Time	Lap Total	Gap	Kph
1	81 SENNA AGIUS	AUS	LIQUI MOLY HUSQVARNA INTACT GP JUNIOR TEAM	KALEX			1:35.407	14 19	-	151.1
2	99 CARLOS TATAY VILA	ESP	PERTAMINA MANDALIKA SAG TEAM	KALEX			1:35.825	15 18	+0.418 +0.418	150.5
3	38 JUAN RODRÍGUEZ	ESP	MMG-PINAMOTO	KALEX			1:35.909	16 19	+0.502 +0.084	150.3
4	13 MATTIA RATO	ITA	AGR TEAM	KALEX			1:36.095	13 19	+0.688 +0.186	150.0
5	18 XAVIER CARDELÚS	AND	PROMORACING	KALEX			1:36.224	14 18	+0.817 +0.129	149.8
6	10 UNAI ORRADRE	ESP	STV LAGLISSE RACING	KALEX			1:36.251	13 19	+0.844 +0.027	149.8
7	23 NICCOLÒ ANTONELLI	ITA	MMR	KALEX			1:36.254	4 14	+0.847 +0.003	149.8
8	29 HARRISON VOIGHT	AUS	YAMAHA PHILIPPINES STYLOBIKE RACING TEAM	KALEX			1:36.308	4 12	+0.901 +0.054	149.7
9	55 ALEX TOLEDO	ESP	EASYRACE TEAM	BOSCOSCURO			1:36.356	3 17	+0.949 +0.048	149.6
10	72 YERAY RUIZ	ESP	FAU55 TEY RACING	KALEX			1:36.401	13 18	+0.994 +0.045	149.6
11	67 ALBERTO SURRA	ITA	TEAM CIATTI-BOSCOSCURO	BOSCOSCURO			1:36.468	18 19	+1.061 +0.067	149.5
12	31 ROBERTO GARCÍA	ESP	CARDOSO-FANTIC RACING	KALEX			1:36.571	11 18	+1.164 +0.103	149.3
13	35 SAM WILFORD	GBR	AGR TEAM	KALEX			1:36.618	5 18	+1.211 +0.047	149.2
14	49 FRANCESCO MONGIARDO	ITA	TEAM CIATTI-BOSCOSCURO	BOSCOSCURO			1:37.332	19 22	+1.925 +0.714	148.1
15	8 MARCO TAPIA	ESP	YAMAHA PHILIPPINES STYLOBIKE RACING TEAM	KALEX			1:37.397	11 13	+1.990 +0.065	148.0
16	77 MATTIA VOLPI	ITA	MMR	KALEX			1:37.481	5 15	+2.074 +0.084	147.9
17	87 GERARD RIU	ESP	PROMORACING	KALEX			1:37.556	12 15	+2.149 +0.075	147.8
18	27 MAXWELL BERTALAN TOTH	USA	MMR	KALEX			1:37.640	12 13	+2.233 +0.084	147.7
19	32 KYLE PAZ	PHL	YAMAHA PHILIPPINES STYLOBIKE RACING TEAM	KALEX			1:37.760	15 17	+2.353 +0.120	147.5
20	33 FILIP REHACEK	CZE	CARDOSO-FANTIC RACING	KALEX			1:38.523	5 16	+3.116 +0.763	146.3
21	51 ANGELO TAGLIARINI	ITA	DODICI MOTORSPORT	BOSCOSCURO			1:39.192	5 11	+3.785 +0.669	145.4
22	41 MARC GARCIA	ESP	FIFTY MOTORSPORT	KALEX - TRIUMPH			1:40.659	17 17	+5.252 +1.467	143.2
23	98 CHANON INTA	THA	SF RACING	KALEX			1:41.308	16 19	+5.901 +0.649	142.3

■ Max. qual. time: 1:42.085

9	CHARLES AUBRIE	FRA	JEG RACING	KALEX			1:42.093	17 17		141.2
---	----------------	-----	------------	-------	--	--	----------	-------	--	-------

Fastest Lap:	Lap 14	SENNAGIUS	1:35.407	151.1 Kph
---------------------	--------	-----------	----------	-----------


RIDERS NR. 8, 10, 13, 18, 23, 27, 29, 32, 33, 35, 38, 49, 55, 67, 72, 98 & 99 SOME LAPTIMES CANCELLED DUE TO TRACK LIMITS

Track Status: **DRY**

Published at:

Clerk of the Course:
Carlos Rodrigo

Timekeeper:
Yaiza Bonet




Moto2

Finetwork FIM JuniorGP Ricardo Tormo

Qualifying 2

Best Sector Times

Sector 1			Sector 2		Sector 3		Sector 4		Ideal Lap		Best Lap
Pos	No Rider	Time	No Rider	Time	No Rider	Time	No Rider	Time	Pos	No	Lap
1	81 S.AGIUS	21.675	81 S.AGIUS	25.315	99 C.TATAY VILA	22.443	81 S.AGIUS	25.845	1	81	1:35.291
2	29 H.VOIGHT	21.694	38 J.RODRÍGUEZ	25.384	81 S.AGIUS	22.456	99 C.TATAY VILA	25.914	2	99	1:35.650
3	72 Y.RUIZ	21.752	29 H.VOIGHT	25.457	38 J.RODRÍGUEZ	22.473	18 X.CARDELÚS	25.923	3	38	1:35.767
4	99 C.TATAY VILA	21.803	99 C.TATAY VILA	25.490	23 N.ANTONELLI	22.543	38 J.RODRÍGUEZ	25.932	4	29	1:35.791
5	67 A.SURRA	21.821	18 X.CARDELÚS	25.509	13 M.RATO	22.569	10 U.ORRADRE	25.961	5	18	1:35.965
6	13 M.RATO	21.877	10 U.ORRADRE	25.516	18 X.CARDELÚS	22.599	29 H.VOIGHT	25.973	6	13	1:35.974
7	10 U.ORRADRE	21.915	13 M.RATO	25.520	35 S.WILFORD	22.658	72 Y.RUIZ	25.975	7	10	1:36.080
8	18 X.CARDELÚS	21.934	23 N.ANTONELLI	25.537	55 A.TOLED0	22.663	67 A.SURRA	25.979	8	23	1:36.150
9	31 R.GARCÍA	21.948	55 A.TOLED0	25.613	29 H.VOIGHT	22.667	31 R.GARCÍA	25.995	9	72	1:36.151
10	38 J.RODRÍGUEZ	21.978	67 A.SURRA	25.667	31 R.GARCÍA	22.678	13 M.RATO	26.008	10	67	1:36.199
11	55 A.TOLED0	22.010	72 Y.RUIZ	25.710	10 U.ORRADRE	22.688	23 N.ANTONELLI	26.037	11	55	1:36.333
12	23 N.ANTONELLI	22.033	35 S.WILFORD	25.715	72 Y.RUIZ	22.714	55 A.TOLED0	26.047	12	31	1:36.417
13	77 M.VOLPI	22.065	31 R.GARCÍA	25.796	67 A.SURRA	22.732	35 S.WILFORD	26.085	13	35	1:36.567
14	35 S.WILFORD	22.109	49 F.MONGIARDO	25.843	49 F.MONGIARDO	22.923	49 F.MONGIARDO	26.219	14	49	1:37.190
15	87 G.RIU	22.134	8 M.TAPIA	25.867	87 G.RIU	22.941	32 K.PAZ	26.273	15	77	1:37.325
16	32 K.PAZ	22.170	77 M.VOLPI	25.869	27 M.BERTALAN TOTH	22.954	8 M.TAPIA	26.278	16	8	1:37.329
17	8 M.TAPIA	22.181	27 M.BERTALAN TOTH	25.875	8 M.TAPIA	23.003	77 M.VOLPI	26.318	17	87	1:37.447
18	49 F.MONGIARDO	22.205	87 G.RIU	26.016	32 K.PAZ	23.042	87 G.RIU	26.356	18	27	1:37.527
19	27 M.BERTALAN TOTH	22.246	32 K.PAZ	26.248	77 M.VOLPI	23.073	27 M.BERTALAN TOTH	26.452	19	32	1:37.733
20	33 F.REHACEK	22.440	33 F.REHACEK	26.424	33 F.REHACEK	23.142	33 F.REHACEK	26.470	20	33	1:38.476
21	51 A.TAGLIARINI	22.568	51 A.TAGLIARINI	26.436	51 A.TAGLIARINI	23.338	51 A.TAGLIARINI	26.818	21	51	1:39.160
22	41 M.GARCIA	22.920	41 M.GARCIA	26.740	41 M.GARCIA	23.704	41 M.GARCIA	27.096	22	41	1:40.460
23	98 C.INTA	22.978	98 C.INTA	26.968	98 C.INTA	23.825	98 C.INTA	27.260	23	98	1:41.031
24	9 C.AUBRIE	23.082	9 C.AUBRIE	27.294	9 C.AUBRIE	24.091	9 C.AUBRIE	27.582	24	9	1:42.049




Moto2

Finetwork FIM JuniorGP Ricardo Tormo Qualifying 2

Best Top Speed

No Rider	Team	Class	Top 1		Top 2		Top 3		Top 4		Top 5		
			Kph	Lap	Kph	Lap	Kph	Lap	Kph	Lap	Kph	Lap	Avg
31	ROBERTO GARCÍA	CARDOSO-FANTIC RACING	274.3	3	273.2	4	273.2	2	270.0	12	270.0	7	272,1
35	SAM WILFORD	AGR TEAM	274.3	15	271.1	5	270.0	11	268.9	3	266.9	2	270,2
10	UNAI ORRADRE	STV LAGLISSE RACING	273.2	16	272.1	7	272.1	4	270.0	18	270.0	3	271,5
67	ALBERTO SURRA	TEAM CIATTI-BOSCOSCURO	273.2	3	272.1	17	271.1	5	268.9	19	268.9	13	270,8
18	XAVIER CARDELÚS	PROMORACING	272.1	16	272.1	15	268.9	18	268.9	17	267.9	10	270,0
33	FILIP REHACEK	CARDOSO-FANTIC RACING	272.1	3	268.9	2	267.9	6	266.9	11	266.9	10	268,5
49	FRANCESCO MONGIARDI	TEAM CIATTI-BOSCOSCURO	272.1	6	268.9	21	268.9	4	267.9	3	267.9	5	269,1
72	YERAY RUIZ	FAU55 TEY RACING	272.1	3	270.0	4	268.9	5	267.9	16	267.9	14	269,4
81	SENNA AGIUS	LIQUI MOLY HUSQVARNA INTACT GP JUNIOR TEAM	272.1	5	271.1	16	271.1	12	271.1	6	270.0	18	271,1
29	HARRISON VOIGHT	YAMAHA PHILIPPINES STYLOBIKE RACING TEAM	271.1	6	270.0	5	270.0	4	270.0	3	270.0	2	270,2
13	MATTIA RATO	AGR TEAM	270.0	4	270.0	3	268.9	5	268.9	2	267.9	18	269,1
23	NICCOLÒ ANTONELLI	MMR	270.0	4	268.9	14	268.9	12	268.9	6	268.9	5	269,1
32	KYLE PAZ	YAMAHA PHILIPPINES STYLOBIKE RACING TEAM	268.9	7	267.9	15	267.9	6	267.9	5	266.9	14	267,9
77	MATTIA VOLPI	MMR	268.9	13	268.9	6	266.9	14	266.9	2	265.8	15	267,5
99	CARLOS TATAY VILA	PERTAMINA MANDALIKA SAG TEAM	268.9	7	266.9	4	265.8	16	265.8	15	265.8	11	266,6
55	ALEX TOLEDO	EASYRACE TEAM	267.9	10	267.9	7	266.9	3	265.8	15	265.8	6	266,9
87	GERARD RIU	PROMORACING	267.9	13	266.9	12	265.8	15	265.8	14	263.8	7	266,0
98	CHANON INTA	SF RACING	267.9	12	266.9	19	266.9	16	266.9	6	266.9	5	267,1
51	ANGELO TAGLIARINI	DODICI MOTORSPORT	266.9	4	264.8	3	263.8	7	262.8	11	262.8	10	264,2
8	MARCO TAPIA	YAMAHA PHILIPPINES STYLOBIKE RACING TEAM	265.8	10	265.8	6	265.8	4	264.8	9	264.8	2	265,4
27	MAXWELL BERTALAN TOTMMR		264.8	6	264.8	3	263.8	12	263.8	8	263.8	5	264,2
38	JUAN RODRÍGUEZ	MMG-PINAMOTO	263.8	4	261.8	5	261.8	3	260.8	17	260.8	6	261,8
41	MARC GARCIA	FIFTY MOTORSPORT	263.8	17	263.8	12	263.8	5	262.8	15	262.8	11	263,4
9	CHARLES AUBRIE	JEG RACING	260.8	17	259.8	16	259.8	15	259.8	14	257.9	13	259,6




Moto2

Finetwork FIM JuniorGP Ricardo Tormo After Qualifying 2

Event maximum speed

No Rider	Team	Bike	Class	Top Speed	Lap	Session
13 MATTIA RATO	AGR TEAM	KALEX		277.6	3	Qualifying 1
29 HARRISON VOIGHT	YAMAHA PHILIPPINES STYLOBIKE RACING TEAM	KALEX		277.6	4	Qualifying 1
31 ROBERTO GARCÍA	CARDOSO-FANTIC RACING	KALEX		277.6	13	Free Practice 1
35 SAM WILFORD	AGR TEAM	KALEX		277.6	3	Qualifying 1
10 UNAI ORRADRE	STV LAGLISSE RACING	KALEX		276.5	10	Free Practice 1
72 YERAY RUIZ	FAU55 TEY RACING	KALEX		276.5	3	Qualifying 1
18 XAVIER CARDELÚS	PROMORACING	KALEX		275.4	11	Qualifying 1
49 FRANCESCO MONGIARDO	TEAM CIATTI-BOSCOSCURO	BOSCOSCURO		275.4	5	Free Practice 1
81 SENNA AGIUS	LIQUI MOLY HUSQVARNA INTACT GP JUNIOR TEAM	KALEX		275.4	7	Free Practice 1
67 ALBERTO SURRA	TEAM CIATTI-BOSCOSCURO	BOSCOSCURO		274.3	2	Free Practice 1
98 CHANON INTA	SF RACING	KALEX		274.3	6	Free Practice 1
23 NICCOLÒ ANTONELLI	MMR	KALEX		273.2	6	Free Practice 1
33 FILIP REHACEK	CARDOSO-FANTIC RACING	KALEX		273.2	10	Free Practice 1
99 CARLOS TATAY VILA	PERTAMINA MANDALIKA SAG TEAM	KALEX		273.2	6	Free Practice 1
32 KYLE PAZ	YAMAHA PHILIPPINES STYLOBIKE RACING TEAM	KALEX		272.1	2	Free Practice 1
27 MAXWELL BERTALAN TOTH	MMR	KALEX		271.1	11	Free Practice 1
55 ALEX TOLEDO	EASYRACE TEAM	BOSCOSCURO		271.1	3	Free Practice 1
8 MARCO TAPIA	YAMAHA PHILIPPINES STYLOBIKE RACING TEAM	KALEX		271.1	3	Qualifying 1
87 GERARD RIU	PROMORACING	KALEX		271.1	5	Free Practice 1
38 JUAN RODRÍGUEZ	MMG-PINAMOTO	KALEX		270.0	3	Free Practice 1
51 ANGELO TAGLIARINI	DODICI MOTORSPORT	BOSCOSCURO		270.0	3	Qualifying 1
77 MATTIA VOLPI	MMR	KALEX		270.0	4	Qualifying 1
9 CHARLES AUBRIE	JEG RACING	KALEX		268.9	10	Free Practice 1
41 MARC GARCIA	FIFTY MOTORSPORT	KALEX - TRIUMPH		263.8	5	Qualifying 2




Moto2

Finetwork FIM JuniorGP Ricardo Tormo Qualifying 2

Fastest Lap Sequence

Elapsed	No Rider	Team	Bike	Class	Time	Kph	Lap
3:17.810	99 CARLOS TATAY VILA	PERTAMINA MANDALIKA SAG TEAM	KALEX		1:36.327	149.7	2
4:54.040	99 CARLOS TATAY VILA	PERTAMINA MANDALIKA SAG TEAM	KALEX		1:36.230	149.8	3
5:46.306	81 SENNA AGIUS	LIQUI MOLY HUSQVARNA INTACT GP JUNIOR TEAM	KALEX		1:35.907	150.3	3
7:22.001	81 SENNA AGIUS	LIQUI MOLY HUSQVARNA INTACT GP JUNIOR TEAM	KALEX		1:35.695	150.7	4
8:57.647	81 SENNA AGIUS	LIQUI MOLY HUSQVARNA INTACT GP JUNIOR TEAM	KALEX		1:35.646	150.7	5
10:33.237	81 SENNA AGIUS	LIQUI MOLY HUSQVARNA INTACT GP JUNIOR TEAM	KALEX		1:35.590	150.8	6
32:21.009	81 SENNA AGIUS	LIQUI MOLY HUSQVARNA INTACT GP JUNIOR TEAM	KALEX		1:35.407	151.1	14



Moto2


Finetwork FIM JuniorGP Ricardo Tormo

Qualifying 2

Sector Analysis

— Invalidated Lap ■ Personal Best ■ Session Best B Crossing the pit lane

Lap	Time	Sector 1	Sector 2	Sector 3	Sector 4	T.Spd	Lap	Time	Sector 1	Sector 2	Sector 3	Sector 4	T.Spd
81	SENNA AGIUS					AUS	12	6:43.634	5:27.595	26.718	22.975	26.346	
	LIQUI MOLY HUSQVARNA INTACT C					KALEX	13	1:36.369	22.127	25.597	22.608	26.037	257.0
1	2:33.331	1:16.842	26.835	23.020	26.634		14	1:35.975	22.123	25.447	22.473	25.932	257.9
2	1:37.068	22.179	26.063	22.739	26.087	268.9	15	1:38.212	22.789	26.447	22.821	26.155	259.8
3	1:35.907	21.872	25.491	22.585	25.959	270.0	16	1:35.909	21.978	25.384	22.487	26.060	259.8
4	1:35.695	21.823	25.433	22.525	25.914	268.9	17	1:38.368	22.971	26.195	22.923	26.279	260.8
5	1:35.646	21.724	25.461	22.497	25.964	272.1	18	1:36.753	22.070	25.494	22.650	26.539	258.9
6	1:35.590	21.675	25.338	22.651	25.926	271.1	19	1:36.403	22.098	25.535	22.623	26.147	257.9
7	1:36.201	22.006	25.576	22.615	26.004	270.0							
8	1:40.026	22.085	28.242	23.484	26.215	268.9							
9	1:43.719B	21.924	26.166	23.068	32.561	268.9							
10	10:25.098	9:07.922	27.536	23.136	26.504								
11	1:35.764	21.808	25.648	22.456	25.852	267.9							
12	1:35.674	21.892	25.426	22.485	25.871	271.1							
13	1:35.883	21.823	25.430	22.679	25.951	267.9							
14	1:35.407	21.743	25.315	22.504	25.845	265.8							
15	1:35.501	21.779	25.381	22.495	25.846	267.9							
16	1:40.436	23.170	26.863	23.856	26.547	271.1							
17	1:35.550	21.769	25.407	22.481	25.893	268.9							
18	1:36.183	21.799	25.744	22.611	26.029	270.0							
19	1:35.795	21.832	25.472	22.542	25.949	268.9							
99	CARLOS TATAY VILA					ESP	13	MATTIA RATO					ITA
	PERTAMINA MANDALIKA SAG TEAM					KALEX		AGR TEAM					KALEX
1	1:41.483	25.160	27.024	23.034	26.265		1	1:42.475	26.434	26.531	23.200	26.310	
2	1:36.327	22.018	25.774	22.478	26.057	261.8	2	1:36.959	22.268	25.896	22.720	26.075	268.9
3	1:36.230	21.945	25.602	22.613	26.070	264.8	3	1:36.266	22.005	25.520	22.694	26.047	270.0
4	1:45.193	26.563	27.718	23.293	27.619	266.9	4	1:39.826	24.747	26.196	22.695	26.188	270.0
5	1:40.341	24.019	27.617	22.800	25.905	261.8	5	1:49.463B	25.605	25.969	22.686	35.203	268.9
6	1:36.132	22.054	25.585	22.477	26.016	265.8	6	7:22.656	6:06.343	26.779	22.933	26.601	
7	1:42.840B	21.878	26.028	22.634	32.300	268.9	7	1:36.770	22.172	25.736	22.667	26.195	263.8
8	9:26.828	8:10.847	26.804	22.922	26.255		8	1:36.621	22.009	25.697	22.734	26.181	266.9
9	1:36.584	22.021	25.991	22.493	26.079	263.8	9	1:36.663	22.125	25.633	22.825	26.080	265.8
10	1:36.173	22.068	25.581	22.533	25.991	263.8	10	1:46.040B	22.416	26.544	22.998	34.082	266.9
11	1:43.417B	22.026	25.804	23.033	32.554	265.8	11	5:45.636	4:28.853	26.633	23.841	26.309	
12	5:29.222	4:11.641	26.848	23.734	26.999		12	1:38.522	21.877	25.590	25.014	26.041	266.9
13	1:36.320	22.008	25.843	22.555	25.914	260.8	13	1:36.095	21.921	25.569	22.581	26.024	265.8
14	1:36.537	22.053	25.891	22.652	25.941	264.8	14	1:39.529	21.977	28.142	23.159	26.251	266.9
15	1:35.825	21.803	25.530	22.443	26.049	265.8	15	1:36.198	22.019	25.602	22.569	26.008	265.8
16	1:36.166	21.990	25.624	22.604	25.948	265.8	16	1:41.909	27.119	25.966	22.747	26.077	264.8
17	1:36.153	21.989	25.673	22.475	26.016	264.8	17	1:36.616	22.182	25.792	22.595	26.047	266.9
18	1:35.933	21.946	25.490	22.459	26.038	264.8	18	1:40.138	24.183	26.823	22.908	26.224	267.9
							19	1:37.225	22.043	25.602	23.303	26.277	265.8
38	JUAN RODRÍGUEZ					ESP	18	XAVIER CARDELÚS					AND
	MMG-PINAMOTO					KALEX		PROMORACING					KALEX
1	2:17.746	59.687	27.703	23.778	26.578		1	2:41.815	1:25.563	26.678	23.203	26.371	
2	1:37.421	22.573	25.713	22.767	26.368	259.8	2	1:36.694	22.097	25.747	22.775	26.075	264.8
3	1:37.050	22.486	25.694	22.695	26.175	261.8	3	1:36.252	21.934	25.790	22.601	25.927	266.9
4	1:39.796	24.763	26.198	22.623	26.212	263.8	4	1:36.394	22.146	25.615	22.600	26.033	266.9
5	1:36.278	22.024	25.457	22.518	26.279	261.8	5	1:36.457	22.038	25.742	22.611	26.066	265.8
6	1:45.652B	24.048	26.102	22.674	32.828	260.8	6	1:43.978B	23.047	26.358	22.988	31.585	267.9
7	5:21.972	4:05.233	26.678	23.469	26.592		7	7:18.890	6:03.705	26.322	22.894	25.969	
8	1:38.046	22.270	26.259	23.065	26.452	257.9	8	1:38.656	22.048	25.728	24.549	26.331	267.9
9	1:51.790	22.139	25.619	37.339	26.693	259.8	9	1:36.069	21.999	25.585	22.565	25.920	266.9
10	1:36.496	22.178	25.479	22.711	26.128	259.8	10	1:36.694	21.997	25.643	22.769	26.285	267.9
11	1:43.916B	22.967	26.034	23.173	31.742	258.9	11	1:45.148B	22.138	28.082	23.151	31.777	266.9
							12	6:26.431	5:10.488	26.696	23.024	26.223	
							13	1:36.425	22.086	25.609	22.599	26.131	264.8
							14	1:36.224	22.067	25.509	22.725	25.923	266.9
							15	1:36.320	21.957	25.625	22.641	26.097	272.1
							16	1:36.975	22.097	25.792	22.976	26.110	272.1
							17	1:38.404	22.411	25.831	23.666	26.496	268.9
							18	1:36.573	21.990	25.786	22.712	26.085	268.9
10	UNAI ORRADRE					ESP	10	UNAI ORRADRE					ESP
	STV LAGLISSE RACING					KALEX		STV LAGLISSE RACING					KALEX
1	2:27.834	1:05.007	27.800	25.853	29.174		1	2:27.834	1:05.007	27.800	25.853	29.174	
2	1:37.213	22.249	25.911	22.827	26.226	266.9	2	1:37.213	22.249	25.911	22.827	26.226	266.9
3	1:42.069	24.231	27.750	23.896	26.192	270.0	3	1:42.069	24.231	27.750	23.896	26.192	270.0



Moto2

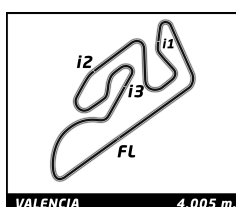
Finetwork FIM JuniorGP Ricardo Tormo

Qualifying 2

Sector Analysis

— Invalidated Lap ■ Personal Best ■ Session Best B Crossing the pit lane

Lap	Time	Sector 1	Sector 2	Sector 3	Sector 4	T.Spd	Lap	Time	Sector 1	Sector 2	Sector 3	Sector 4	T.Spd
4	1:36.839	22.276	25.713	22.743	26.107	272.1	7	1:37.701	22.051	26.388	22.957	26.305	267.9
5	<u>1:37.182</u>	22.154	25.843	22.923	26.262	268.9	8	1:46.480 B	22.618	26.119	22.928	34.815	264.8
6	<u>1:36.967</u>	22.242	25.769	22.681	26.275	268.9	9	14:14.471	...	26.899	23.159	26.530	
7	1:36.740	22.068	25.719	22.784	26.169	272.1	10	1:36.836	22.182	25.717	22.811	26.126	267.9
8	<u>1:48.832 B</u>	24.759	26.620	23.385	34.068	266.9	11	1:37.592	22.089	25.704	22.868	26.931	263.8
9	10:38.807	9:17.184	27.066	25.234	29.323		12	1:37.224	22.144	25.705	23.075	26.300	263.8
10	1:36.744	22.167	25.775	22.700	26.102	267.9	13	1:37.764	22.196	26.023	23.106	26.439	264.8
11	1:37.893	21.915	26.620	22.967	26.391	268.9	14	<u>1:37.282</u>	22.238	25.875	22.867	26.302	264.8
12	1:36.716	22.020	25.749	22.830	26.117	264.8	15	1:37.887	22.176	26.190	23.080	26.441	265.8
13	1:36.251	22.047	25.516	22.727	25.961	266.9	16	<u>1:38.041</u>	22.380	26.232	23.000	26.429	264.8
14	1:36.725	21.976	25.807	22.822	26.120	267.9	17	1:37.815	22.283	26.058	23.040	26.434	264.8
15	1:38.679	22.130	27.458	22.877	26.214	265.8							
16	1:36.800	22.199	25.875	22.688	26.038	273.2							
17	1:37.504	21.964	26.181	23.113	26.246	266.9							
18	1:37.244	22.299	25.739	22.938	26.268	270.0							
19	1:37.703	22.966	25.803	22.764	26.170	265.8							
23	NICCOLÒ ANTONELLI					ITA	72	YERAY RUIZ					ESP
	MMR					KALEX		FAU55 TEY RACING					KALEX
1	2:47.525	1:30.355	26.989	23.770	26.411		1	2:27.398	1:08.483	27.592	24.218	27.105	
2	1:36.759	22.271	25.739	22.659	26.090	266.9	2	1:37.317	22.136	26.132	22.940	26.109	267.9
3	1:37.653	22.134	25.820	23.435	26.264	268.9	3	<u>1:37.179</u>	22.239	25.910	22.873	26.157	272.1
4	1:36.254	22.079	25.537	22.601	26.037	270.0	4	1:36.792	21.933	25.837	22.809	26.213	270.0
5	<u>1:38.459</u>	22.599	26.204	22.944	26.712	268.9	5	1:36.875	21.976	25.916	22.782	26.201	268.9
6	1:36.673	22.138	25.793	22.623	26.119	268.9	6	1:37.338	22.122	25.928	22.862	26.426	267.9
7	1:41.713	25.211	27.416	22.958	26.128	267.9	7	1:37.056	22.104	26.100	22.714	26.138	266.9
8	1:45.596 B	22.608	26.371	22.942	33.675	267.9	8	1:36.800	21.957	25.710	22.945	26.188	267.9
9	15:43.174 B	...	26.903	34.619	37.341		9	1:46.577 B	23.672	27.428	23.157	32.320	266.9
10	4:25.461	3:09.825	26.418	23.023	26.195		10	11:29.229	...	26.840	23.488	26.676	
11	1:38.101	22.264	25.626	23.907	26.304	262.8	11	1:39.758	24.044	26.484	23.115	26.115	263.8
12	1:36.754	22.161	25.870	22.543	26.180	268.9	12	1:36.731	21.900	25.794	22.915	26.122	267.9
13	1:40.240	22.345	26.050	23.579	28.266	267.9	13	1:36.401	21.871	25.795	22.760	25.975	266.9
14	1:37.546	22.033	26.294	22.958	26.261	268.9	14	1:39.684	23.856	26.459	23.092	26.277	267.9
29	HARRISON VOIGHT					AUS	67	ALBERTO SURRA					ITA
	YAMAHA PHILIPPINES STYLOBIKE					KALEX		TEAM CIATTI-BOSCOSCURO					BOSCOSCURO
1	2:20.817	1:04.638	26.526	23.118	26.535		1	1:42.790	26.150	26.676	23.494	26.470	
2	1:37.334	22.155	25.698	22.992	26.489	270.0	2	1:37.201	22.206	26.128	22.765	26.102	268.9
3	1:36.434	21.860	25.800	22.712	26.062	270.0	3	1:37.300	22.317	26.044	22.764	26.175	273.2
4	1:36.308	21.806	25.754	22.667	26.081	270.0	4	1:36.592	22.047	25.779	22.762	26.004	267.9
5	1:38.197	23.505	25.830	22.752	26.110	270.0	5	<u>1:43.885</u>	28.296	26.653	22.870	26.066	271.1
6	<u>1:43.361 B</u>	21.921	25.905	23.511	32.024	271.1	6	1:36.875	21.907	25.736	22.986	26.246	268.9
7	5:59.152	4:43.034	26.597	22.998	26.523		7	1:46.155 B	23.675	26.156	22.732	33.592	266.9
8	1:36.804	22.255	25.784	22.695	26.070	264.8	8	9:47.812	8:31.915	26.594	23.160	26.143	
9	<u>1:39.628</u>	24.134	26.205	23.170	26.119	268.9	9	1:36.614	22.029	25.745	22.798	26.042	265.8
10	1:36.330	21.957	25.723	22.677	25.973	267.9	10	1:36.726	21.953	25.733	22.839	26.201	265.8
11	1:46.538 B	23.232	25.842	25.051	32.413	262.8	11	1:36.649	22.005	25.806	22.736	26.102	266.9
12	<u>7:37.729</u>	6:23.183	25.979	22.696	25.871		12	1:51.162	21.972	28.117	32.914	28.159	266.9
55	ALEX TOLEDO					ESP	13	1:48.972	21.821	25.778	25.446	35.927	268.9
	EASYRACE TEAM					BOSCOSCURO	14	<u>1:37.344</u>	22.391	25.989	22.899	26.065	260.8
1	1:42.071	25.424	27.039	23.273	26.335		15	1:36.549	22.060	25.681	22.805	26.003	266.9
2	<u>1:36.498</u>	22.005	25.638	22.755	26.100	265.8	16	1:49.419	24.112	33.902	25.341	26.064	267.9
3	1:36.356	22.033	25.613	22.663	26.047	266.9	17	1:36.807	21.841	25.667	23.066	26.233	272.1
4	1:44.967	22.010	27.084	24.467	31.406	265.8	18	1:36.468	22.075	25.675	22.739	25.979	267.9
5	1:37.463	22.265	25.975	22.949	26.274	262.8	19	1:50.966	25.017	31.595	27.878	26.476	268.9
6	1:37.884	22.060	25.918	23.405	26.501	265.8	31	ROBERTO GARCÍA					ESP
								CARDOSO-FANTIC RACING					KALEX



Moto2

Finetwork FIM JuniorGP Ricardo Tormo

Qualifying 2

Sector Analysis

— Invalidated Lap ■ Personal Best ■ Session Best B Crossing the pit lane

Lap	Time	Sector 1	Sector 2	Sector 3	Sector 4	T.Spd	Lap	Time	Sector 1	Sector 2	Sector 3	Sector 4	T.Spd
1	1:43.064	26.323	27.102	23.175	26.464		16	1:37.888	22.236	26.033	23.222	26.397	266.9
2	1:37.401	22.297	26.110	22.821	26.173	273.2	17	1:37.615	22.292	25.894	23.147	26.282	265.8
3	1:37.173	22.204	25.940	22.955	26.074	274.3	18	1:37.699	22.205	25.907	23.166	26.421	266.9
4	1:37.403	22.199	26.082	22.914	26.208	273.2	19	1:37.332	22.244	25.946	22.923	26.219	266.9
5	1:40.157	24.495	26.520	23.008	26.134	268.9	20	1:37.516	22.298	25.893	22.972	26.353	267.9
6	1:42.988	27.065	26.580	23.075	26.268	266.9	21	1:39.018	22.404	26.870	23.251	26.493	268.9
7	1:44.225B	22.111	26.130	22.862	33.122	270.0	22	1:37.655	22.328	25.930	22.952	26.445	267.9
8	9:27.317	8:11.757	26.333	23.026	26.201								
9	1:37.066	22.203	25.973	22.738	26.152	264.8							
10	1:36.703	22.034	25.831	22.746	26.092	267.9							
11	1:36.571	21.984	25.904	22.678	26.005	268.9							
12	1:36.871	22.174	25.892	22.684	26.121	270.0							
13	1:43.753B	22.402	26.260	22.811	32.280	267.9							
14	5:40.859	4:25.439	26.382	22.962	26.076								
15	1:36.773	21.948	25.796	23.034	25.995	267.9							
16	1:36.770	22.004	25.941	22.753	26.072	266.9							
17	1:36.989	22.133	25.811	22.888	26.157	266.9							
18	1:41.846	25.603	26.769	23.140	26.334	267.9							

35 **SAM WILFORD** GBR
AGR TEAM KALEX

1	1:42.242	25.751	26.667	23.110	26.714	
2	1:37.689	22.422	25.948	23.057	26.262	266.9
3	1:36.965	22.266	25.892	22.673	26.134	268.9
4	1:36.863	22.125	25.784	22.749	26.205	264.8
5	1:36.618	22.109	25.715	22.709	26.085	271.1
6	1:37.041	22.141	25.886	22.736	26.278	260.8
7	1:52.250B	25.110	27.431	24.180	35.529	260.8
8	7:12.374	5:54.998	27.268	23.526	26.582	
9	1:46.581B	22.582	26.279	23.456	34.264	265.8
10	7:30.037	6:12.619	27.748	23.358	26.312	
11	1:37.039	22.115	25.913	22.806	26.205	270.0
12	1:37.143	22.247	25.966	22.810	26.120	261.8
13	1:41.257	23.580	26.898	24.332	26.447	262.8
14	1:36.968	22.190	25.819	22.670	26.289	257.0
15	1:36.978	22.172	25.841	22.658	26.307	274.3
16	1:39.833	23.988	26.232	23.085	26.528	263.8
17	1:41.171	23.670	28.295	22.940	26.266	263.8
18	1:38.058	22.281	25.856	22.978	26.943	264.8

49 **FRANCESCO MONGIARDO** ITA
TEAM CIATTI-BOSCOSCURO BOSCOSCURO

1	1:53.778	36.097	27.023	23.621	27.037	
2	1:42.883	25.959	26.659	23.565	26.700	265.8
3	1:38.185	22.319	26.035	23.196	26.635	267.9
4	1:38.297	22.443	26.264	23.059	26.531	268.9
5	1:38.636	22.289	26.079	23.217	27.051	267.9
6	1:38.811	22.877	26.184	23.158	26.592	272.1
7	1:49.668B	23.663	27.735	23.987	34.283	267.9
8	5:34.564	4:13.866	28.912	24.908	26.878	
9	1:38.492	22.361	26.169	23.359	26.603	266.9
10	1:38.556	22.777	26.162	23.219	26.398	266.9
11	1:37.969	22.403	25.990	23.023	26.553	266.9
12	1:37.692	22.312	25.843	23.123	26.414	266.9
13	1:37.702	22.208	25.998	23.071	26.425	266.9
14	1:39.439	22.327	26.124	23.969	27.019	267.9
15	1:38.239	22.287	26.008	23.122	26.822	267.9

8 **MARCO TAPIA** ESP
YAMAHA PHILIPPINES STYLOBIKE KALEX


1	2:13.657	55.770	27.376	23.656	26.855	
2	1:39.561	22.507	26.363	23.497	27.194	264.8
3	1:38.444	22.376	26.137	23.350	26.581	261.8
4	1:37.704	22.287	26.001	23.004	26.412	265.8
5	1:37.619	22.287	25.879	23.003	26.450	263.8
6	1:49.739B	24.979	26.696	23.421	34.643	265.8
7	11:26.868	...	26.965	23.314	26.719	
8	1:38.529	22.466	26.170	23.455	26.438	263.8
9	1:37.587	22.181	25.904	23.081	26.421	264.8
10	1:37.599	22.202	25.959	23.109	26.329	265.8
11	1:37.397	22.217	25.867	23.035	26.278	263.8
12	1:48.426B	23.177	26.615	23.635	34.999	262.8
13	10:19.811	9:01.269	27.476	24.004	27.062	

77 **MATTIA VOLPI** ITA
MMR KALEX

1	2:13.891	56.043	27.440	23.719	26.689	
2	1:39.073	22.475	26.391	23.451	26.756	266.9
3	1:38.771	22.299	26.287	23.421	26.764	265.8
4	1:37.983	22.369	26.008	23.227	26.379	262.8
5	1:37.481	22.100	25.889	23.174	26.318	265.8
6	1:47.232B	22.188	27.629	23.538	33.877	268.9
7	17:48.204	...	28.545	24.627	27.239	
8	1:39.432	22.516	26.653	23.749	26.514	259.8
9	1:37.791	22.324	25.869	23.189	26.409	262.8
10	1:37.908	22.275	25.931	23.248	26.454	263.8
11	1:42.825	22.409	28.895	24.630	26.891	262.8
12	1:38.679	22.065	26.296	23.926	26.392	264.8
13	1:37.517	22.135	25.887	23.073	26.422	268.9
14	1:37.994	22.314	25.979	23.225	26.476	266.9
15	1:38.075	22.247	26.107	23.138	26.583	265.8

87 **GERARD RIU** ESP
PROMORACING KALEX

1	2:57.313B	1:26.467	29.225	26.618	35.003	
2	6:39.346	5:20.596	27.247	24.110	27.393	
3	1:38.975	22.578	26.443	23.255	26.699	261.8
4	1:38.521	22.399	26.328	23.133	26.661	262.8
5	1:38.443	22.241	26.272	23.284	26.646	262.8
6	1:38.467	22.318	26.366	23.170	26.613	261.8
7	1:37.964	22.224	26.169	23.100	26.471	263.8
8	1:45.296B	22.313	26.655	23.745	32.583	262.8
9	11:53.809	...	29.889	23.653	26.569	
10	1:38.435	22.368	26.348	23.068	26.651	261.8
11	1:38.036	22.310	26.322	23.048	26.356	261.8
12	1:37.556	22.134	26.016	23.016	26.390	266.9
13	1:37.603	22.162	26.093	22.992	26.356	267.9



Moto2


Finetwork FIM JuniorGP Ricardo Tormo

Qualifying 2

Sector Analysis

— Invalidated Lap ■ Personal Best ■ Session Best B Crossing the pit lane

Lap	Time	Sector 1	Sector 2	Sector 3	Sector 4	T.Spd	Lap	Time	Sector 1	Sector 2	Sector 3	Sector 4	T.Spd
14	1:39.087	22.773	26.609	23.278	26.427	265.8							
15	1:38.599	22.330	26.357	22.941	26.971	265.8							
27	MAXWELL BERTALAN TOTH					USA	51	ANGELO TAGLIARINI					ITA
	MMR					KALEX		DODICI MOTORSPORT					BOSCOSCURO
1	2:25.165	1:05.291	28.477	24.214	27.183		1	1:59.498 B	28.994	27.916	24.364	38.224	
2	1:39.383	22.697	26.551	23.345	26.790	263.8	2	6:39.619	5:20.902	27.298	23.919	27.500	
3	<u>1:38.822</u>	22.630	26.347	23.100	26.745	264.8	3	1:41.137	22.911	26.857	23.810	27.559	264.8
4	<u>1:38.513</u>	22.502	26.253	23.082	26.676	259.8	4	1:41.116	23.500	27.017	23.596	27.003	266.9
5	<u>1:37.967</u>	22.285	26.009	23.001	26.672	263.8	5	1:39.192	22.568	26.436	23.370	26.818	262.8
6	1:38.137	22.260	26.089	23.035	26.753	264.8	6	1:39.630	22.670	26.707	23.343	26.910	262.8
7	1:38.484	22.508	26.168	23.134	26.674	262.8	7	1:51.078 B	22.959	26.904	23.616	37.599	263.8
8	1:50.598 B	23.412	28.117	23.583	35.486	263.8	8	18:35.635	...	27.714	23.823	27.367	
9	14:18.334	...	26.957	23.639	26.839		9	1:40.524	22.829	27.054	23.536	27.105	262.8
10	1:38.725	22.412	26.370	23.283	26.660	262.8	10	1:39.524	22.750	26.538	23.338	26.898	262.8
11	1:37.800	22.378	25.990	22.980	26.452	257.9	11	1:39.703	22.792	26.549	23.372	26.990	262.8
12	1:37.640	22.246	25.875	22.954	26.565	263.8	41	MARC GARCIA					ESP
13	1:39.355	22.435	26.629	23.602	26.689	262.8		FIFTY MOTORSPORT					KALEX - TRIUMPH
32	KYLE PAZ					PHL	1	3:24.234	1:56.099	28.514	30.266	29.355	
	YAMAHA PHILIPPINES STYLOBIKE					KALEX	2	1:43.257	23.724	27.494	24.368	27.671	260.8
1	2:18.870	59.988	27.529	23.971	27.382		3	1:41.868	23.140	27.131	24.052	27.545	262.8
2	1:39.793	22.646	26.648	23.362	27.137	265.8	4	1:42.295	23.253	27.063	24.528	27.451	261.8
3	1:39.559	22.596	26.736	23.373	26.854	266.9	5	1:51.000 B	23.604	27.026	24.018	36.352	263.8
4	1:38.955	22.551	26.506	23.340	26.558	261.8	6	8:07.206	6:47.344	27.797	24.380	27.685	
5	1:43.385	22.386	26.301	27.740	26.958	267.9	7	1:42.109	23.225	27.356	24.128	27.400	262.8
6	<u>1:40.013</u>	23.421	26.705	23.294	26.593	267.9	8	1:41.287	22.984	27.052	23.899	27.352	261.8
7	1:43.359	25.891	27.196	23.573	26.699	268.9	9	1:41.019	22.943	26.918	23.812	27.346	261.8
8	1:38.676	22.414	26.305	23.363	26.594	264.8	10	1:41.217	22.951	27.018	23.836	27.412	261.8
9	1:47.210 B	22.619	27.628	23.627	33.336	265.8	11	1:47.531	23.619	27.951	25.158	30.803	262.8
10	13:40.364	...	29.868	24.578	32.083		12	1:52.278 B	23.265	27.398	24.046	37.569	263.8
11	1:38.954	22.605	26.579	23.325	26.445	263.8	13	4:53.105	3:32.448	28.401	24.585	27.671	
12	1:38.221	22.255	26.386	23.261	26.319	265.8	14	1:41.243	23.197	27.087	23.863	27.096	260.8
13	1:37.969	22.268	26.248	23.092	26.361	266.9	15	1:40.673	23.027	26.799	23.704	27.143	262.8
14	1:42.233	22.241	26.529	25.543	27.920	266.9	16	1:40.905	22.920	26.971	23.810	27.204	260.8
15	1:37.760	22.170	26.270	23.042	26.278	267.9	17	1:40.659	23.097	26.740	23.714	27.108	263.8
16	1:38.074	22.263	26.270	23.131	26.410	265.8	98	CHANON INTA					THA
17	1:38.891	22.195	27.205	23.218	26.273	265.8		SF RACING					KALEX
33	FILIP REHACEK					CZE	1	1:48.723	28.349	27.745	24.316	28.313	
	CARDOSO-FANTIC RACING					KALEX	2	1:42.547	23.279	27.352	24.192	27.724	264.8
1	2:18.543	59.375	27.767	24.171	27.230		3	1:42.913	23.369	27.607	24.197	27.740	262.8
2	1:39.813	22.664	26.604	23.558	26.987	268.9	4	1:41.899	23.121	27.419	23.951	27.408	266.9
3	1:39.308	22.546	26.550	23.526	26.686	272.1	5	1:41.999	23.108	27.326	23.952	27.613	266.9
4	1:39.127	22.483	26.643	23.369	26.632	266.9	6	1:42.024	23.011	27.144	24.122	27.747	266.9
5	1:38.523	22.440	26.471	23.142	26.470	265.8	7	1:54.502 B	23.737	27.894	24.338	38.533	264.8
6	1:49.075 B	22.531	26.424	24.189	35.931	267.9	8	10:04.543	8:44.362	27.919	24.335	27.927	
7	11:27.784	...	27.643	24.042	27.131		9	1:41.973	23.188	27.147	24.213	27.425	262.8
8	1:44.067	22.995	26.971	23.665	30.436	264.8	10	1:42.142	23.346	27.331	23.949	27.516	263.8
9	1:41.659	23.461	27.404	23.759	27.035	262.8	11	1:41.862	23.144	27.195	23.963	27.560	264.8
10	1:39.245	22.580	26.664	23.451	26.550	266.9	12	1:41.668	23.012	27.132	24.001	27.523	267.9
11	1:40.453	22.557	26.626	23.821	27.449	266.9	13	1:41.738	22.985	27.180	24.235	27.338	262.8
12	1:49.479 B	22.654	26.796	24.829	35.200	263.8	14	1:43.763	23.330	27.720	24.730	27.983	263.8
13	4:34.195	3:15.200	27.839	23.980	27.176		15	1:41.469	22.995	27.129	24.025	27.320	264.8
14	1:41.072	22.765	27.186	24.059	27.062	265.8	16	1:41.308	22.978	27.089	23.825	27.416	266.9
15	1:41.519	22.705	26.870	24.229	27.715	265.8	17	<u>1:43.964</u>	23.912	27.819	24.403	27.830	265.8
16	<u>1:44.191</u>	25.236	27.448	24.205	27.302	263.8	18	1:41.601	23.512	26.968	23.861	27.260	265.8
							19	1:56.705 B	24.303	27.974	24.769	39.659	266.9



Moto2

Finetwork FIM JuniorGP Ricardo Tormo Qualifying 2

Sector Analysis

— Invalidated Lap ■ Personal Best ■ Session Best **B** Crossing the pit lane

Lap	Time	Sector 1	Sector 2	Sector 3	Sector 4	T.Sp	Lap	Time	Sector 1	Sector 2	Sector 3	Sector 4	T.Sp
9	CHARLES AUBRIE					FRA							
	JEG RACING					KALEX							
1	2:30.582	1:04.729	29.886	26.222	29.745								
2	1:47.735	24.699	28.724	25.173	29.139	231.2							
3	1:46.421	24.079	28.686	25.003	28.653	239.2							
4	1:46.694	24.441	28.475	25.070	28.708	235.1							
5	1:46.119	24.333	28.491	24.606	28.689	231.9							
6	1:44.067	23.973	27.617	24.549	27.928	238.3							
7	1:44.488	23.817	28.089	24.573	28.009	246.9							
8	1:44.305	23.578	28.016	24.540	28.171	244.2							
9	1:44.758	23.929	28.003	24.694	28.132	236.7							
10	1:55.135 B	23.930	27.999	24.533	38.673	245.1							
11	12:26.731	...	28.556	25.035	28.000								
12	1:43.438	23.299	27.704	24.586	27.849	257.9							
13	1:42.525	23.138	27.671	24.091	27.625	257.9							
14	1:46.407	26.007	27.870	24.500	28.030	259.8							
15	1:43.248	23.263	28.033	24.139	27.813	259.8							
16	1:42.656	23.280	27.468	24.099	27.809	259.8							
17	1:42.093	23.082	27.294	24.135	27.582	260.8							