

4657 m.

## GRAN PREMI MONSTER ENERGY DE CATALUNYA

## Free Practice Nr. 2

## Classification

10

	Rider	Nation	Team	Motorcycle	Time	Lap Total	Gap	Top Speed
1	88 Miguel OLIVEIRA	POR	CryptoDATA RNF MotoGP Team	APRILIA	<b>1'40.201</b>	8 10		<b>349.5</b>
2	5 Johann ZARCO	FRA	Prima Pramac Racing	DUCATI	<b>1'40.377</b>	6 11	0.176 0.176	<b>346.1</b>
3	41 Aleix ESPARGARO	SPA	Aprilia Racing	APRILIA	<b>1'40.400</b>	3 12	0.199 0.023	<b>349.5</b>
4	12 Maverick VIÑALES	SPA	Aprilia Racing	APRILIA	<b>1'40.479</b>	6 12	0.278 0.079	<b>350.6</b>
5	73 Alex MARQUEZ	SPA	Gresini Racing MotoGP	DUCATI	<b>1'40.480</b>	11 15	0.279 0.001	<b>348.3</b>
6	89 Jorge MARTIN	SPA	Prima Pramac Racing	DUCATI	<b>1'40.531</b>	4 15	0.330 0.051	<b>352.9</b>
7	10 Luca MARINI	ITA	Mooney VR46 Racing Team	DUCATI	<b>1'40.658</b>	11 15	0.457 0.127	<b>348.3</b>
8	49 Fabio DI GIANNANTONIO	ITA	Gresini Racing MotoGP	DUCATI	<b>1'40.710</b>	8 11	0.509 0.052	<b>345.0</b>
9	20 Fabio QUARTARARO	FRA	Monster Energy Yamaha MotoGP	YAMAHA	<b>1'40.744</b>	10 14	0.543 0.034	<b>347.2</b>
10	43 Jack MILLER	AUS	Red Bull KTM Factory Racing	KTM	<b>1'40.772</b>	5 16	0.571 0.028	<b>352.9</b>
11	1 Francesco BAGNAIA	ITA	Ducati Lenovo Team	DUCATI	<b>1'40.785</b>	4 12	0.584 0.013	<b>351.7</b>
12	44 Pol ESPARGARO	SPA	GASGAS Factory Racing Tech3	KTM	<b>1'40.815</b>	4 12	0.614 0.030	<b>350.6</b>
13	25 Raul FERNANDEZ	SPA	CryptoDATA RNF MotoGP Team	APRILIA	<b>1'40.868</b>	7 11	0.667 0.053	<b>347.2</b>
14	33 Brad BINDER	RSA	Red Bull KTM Factory Racing	KTM	<b>1'40.990</b>	11 15	0.789 0.122	<b>350.6</b>
15	37 Augusto FERNANDEZ	SPA	GASGAS Factory Racing Tech3	KTM	<b>1'41.105</b>	4 13	0.904 0.115	<b>348.3</b>
16	21 Franco MORBIDELLI	ITA	Monster Energy Yamaha MotoGP	YAMAHA	<b>1'41.174</b>	12 13	0.973 0.069	<b>347.2</b>
17	23 Enea BASTIANINI	ITA	Ducati Lenovo Team	DUCATI	<b>1'41.316</b>	5 13	1.115 0.142	<b>349.5</b>
18	83 Marc MARQUEZ	SPA	Repsol Honda Team	HONDA	<b>1'41.369</b>	6 12	1.168 0.053	<b>347.2</b>
19	30 Takaaki NAKAGAMI	JPN	LCR Honda IDEMITSU	HONDA	<b>1'41.388</b>	6 13	1.187 0.019	<b>341.7</b>
20	36 Joan MIR	SPA	Repsol Honda Team	HONDA	<b>1'41.754</b>	12 13	1.553 0.366	<b>347.2</b>
21	27 Iker LECUONA	SPA	LCR Honda CASTROL	HONDA	<b>1'41.921</b>	5 14	1.720 0.167	<b>343.9</b>
22	72 Marco BEZZECCHI	ITA	Mooney VR46 Racing Team	DUCATI	<b>1'42.171</b>	6 9	1.970 0.250	<b>352.9</b>

Practice condition: Dry

Air: 25°

Humidity: 76%

Ground: 28°

<b>Fastest Lap:</b>	Lap: 8	<b>Miguel OLIVEIRA</b>	<b>1'40.201</b>	167.3 Km/h
<b>Best Race Lap:</b>	2021	<b>Johann ZARCO</b>	<b>1'39.939</b>	167.7 Km/h
<b>All Time Lap Record:</b>	2023	<b>Aleix ESPARGARO</b>	<b>1'38.686</b>	169.8 Km/h

The results are provisional until the end of the limit for protest and appeals.

Time limit for protest expires 30' after publication of the results - ..... Time: .....

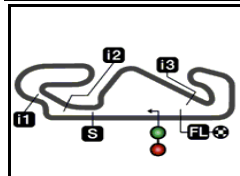
These data/results cannot be reproduced, stored and/or transmitted in whole or in part by any manner of electronic, mechanical, photocopying, recording, broadcasting or otherwise now known or herein after developed without the previous express consent by the copyright owner, except for reproduction in daily press and regular printed publications on sale to the public within 60 days of the event related to those data/results and always provided that copyright symbol appears together as follows below.

© DORNA, 2023

Official MotoGP Timing by TISSOT  
www.motogp.com

Barcelona, Saturday, September 02, 2023





4657 m.

**GRAN PREMI MONSTER ENERGY DE CATALUNYA****Free Practice Nr. 2****Top Speed & Average****12**

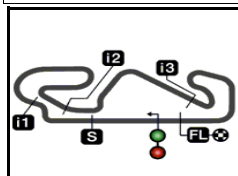
Rider	Nation	Motorcycle	Top 5 speeds					Average	Top
43 <b>Jack MILLER</b>	<b>AUS</b>	KTM	352.9	350.6	348.3	348.3	348.3	349.2	<b>352.9</b>
72 <b>Marco BEZZECCHI</b>	<b>ITA</b>	DUCATI	352.9	349.5	348.3	348.3	333.3	346.5	<b>352.9</b>
89 <b>Jorge MARTIN</b>	<b>SPA</b>	DUCATI	352.9	350.6	349.5	348.3	348.3	349.3	<b>352.9</b>
1 <b>Francesco BAGNAIA</b>	<b>ITA</b>	DUCATI	351.7	351.7	350.6	350.6	350.6	351.0	<b>351.7</b>
12 <b>Maverick VIÑALES</b>	<b>SPA</b>	APRILIA	350.6	349.5	349.5	348.3	347.2	349.0	<b>350.6</b>
33 <b>Brad BINDER</b>	<b>RSA</b>	KTM	350.6	350.6	350.6	349.5	349.5	349.9	<b>350.6</b>
44 <b>Pol ESPARGARO</b>	<b>SPA</b>	KTM	350.6	350.6	349.5	349.5	348.3	349.7	<b>350.6</b>
23 <b>Enea BASTIANINI</b>	<b>ITA</b>	DUCATI	349.5	348.3	348.3	348.3	348.3	348.5	<b>349.5</b>
41 <b>Aleix ESPARGARO</b>	<b>SPA</b>	APRILIA	349.5	349.5	349.5	349.5	349.5	349.5	<b>349.5</b>
88 <b>Miguel OLIVEIRA</b>	<b>POR</b>	APRILIA	349.5	348.3	348.3	348.3	347.2	348.3	<b>349.5</b>
10 <b>Luca MARINI</b>	<b>ITA</b>	DUCATI	348.3	348.3	348.3	348.3	348.3	348.3	<b>348.3</b>
37 <b>Augusto FERNANDEZ</b>	<b>SPA</b>	KTM	348.3	347.2	346.1	346.1	346.1	346.8	<b>348.3</b>
73 <b>Alex MARQUEZ</b>	<b>SPA</b>	DUCATI	348.3	348.3	347.2	347.2	346.1	347.0	<b>348.3</b>
20 <b>Fabio QUARTARARO</b>	<b>FRA</b>	YAMAHA	347.2	343.9	342.8	342.8	342.8	343.3	<b>347.2</b>
21 <b>Franco MORBIDELLI</b>	<b>ITA</b>	YAMAHA	347.2	346.1	346.1	346.1	345.0	345.8	<b>347.2</b>
25 <b>Raul FERNANDEZ</b>	<b>SPA</b>	APRILIA	347.2	346.1	345.0	345.0	343.9	345.4	<b>347.2</b>
36 <b>Joan MIR</b>	<b>SPA</b>	HONDA	347.2	347.2	346.1	346.1	346.1	346.5	<b>347.2</b>
93 <b>Marc MARQUEZ</b>	<b>SPA</b>	HONDA	347.2	347.2	346.1	345.0	345.0	345.8	<b>347.2</b>
5 <b>Johann ZARCO</b>	<b>FRA</b>	DUCATI	346.1	346.1	346.1	345.0	345.0	345.7	<b>346.1</b>
49 <b>Fabio DI GIANNANTONIO</b>	<b>ITA</b>	DUCATI	345.0	343.9	343.9	343.9	343.9	344.1	<b>345.0</b>
27 <b>Iker LECUONA</b>	<b>SPA</b>	HONDA	343.9	343.9	343.9	342.8	342.8	343.5	<b>343.9</b>
30 <b>Takaaki NAKAGAMI</b>	<b>JPN</b>	HONDA	341.7	341.7	341.7	341.7	341.7	341.7	<b>341.7</b>

These data/results cannot be reproduced, stored and/or transmitted in whole or in part by any manner of electronic, mechanical, photocopying, recording, broadcasting or otherwise now known or herein after developed without the previous express consent by the copyright owner, except for reproduction in daily press and regular printed publications on sale to the public within 60 days of the event related to those data/results and always provided that copyright symbol appears together as follows below.

© DORNA, 2023

Official MotoGP Timing by **TISSOT**  
www.motogp.com

**Barcelona, Saturday, September 02, 2023**



4657 m.

## GRAN PREMI MONSTER ENERGY DE CATALUNYA

## Free Practice Nr. 2

## Chronological Analysis of Performances

13

\* Lap / Sector time cancelled

T1 Time from finish line to 1st intermediate

T3 Time from 2nd intermed. to 3rd intermed.

P Crossing the finish line in pit lane

T2 Time from 1st intermed. to 2nd intermed.

T4 Time from 3rd intermediate to finish line

\*\*Tyre data subject to further updates

Lap	Lap Time	T1	T2	T3	T4	Speed	Lap	Lap Time	T1	T2	T3	T4	Speed
<b>1st</b>	<b>88</b>	<b>Miguel OLIVEIRA</b>		APRILIA	POR		1	2'39.068	21.245	34.141	21.810	32.172	155.3
		CryptoDATA RNF MotoGP Team					2	<b>1'41.268</b>	17.191	31.995	20.934	31.148	347.2
		Runs=2	Total laps=10	Full laps=6	Valid laps=8		3	<b>1'40.400</b>	16.892	31.727	20.733	<b>31.048</b>	<b>349.5</b>
Run #	1	Front Tyre	Slick-Medium	Rear Tyre	Slick-Medium		4	<b>1'40.428</b>	16.910	<b>31.686</b>	20.696	31.136	348.3
		8 Laps at start		8 Laps at start			5	1'40.172 *	<b>16.820</b>	31.713*	<b>20.583</b>	31.056	349.5
1	2'23.335	19.911	34.293	22.183	32.714	221.7	6	<b>1'40.404</b>	16.931	31.770	20.635	31.068	349.5
2	<b>1'42.408</b>	17.475	32.382	21.026	31.525	346.1	7	<b>1'40.486</b>	16.846	31.712	20.808	31.120	349.5
3	1'45.428 *	17.562*	35.150	21.147	31.569	348.3	8	2'03.915 P	18.398	36.025	23.188	46.304	349.5
4	<b>1'41.089</b>	17.041	32.065	20.685	31.298	347.2	Run #	2	Front Tyre	Slick-Medium	Rear Tyre	Slick-Soft	
unfinished		16.928				<b>349.5</b>			17 Laps at start		3 Laps at start		
Run #	2	Front Tyre	Slick-Soft	Rear Tyre	Slick-Soft		9	9'30.701	20.377	34.220	21.187	31.481	172.5
		New Tyre		4 Laps at start			10	<b>1'41.710</b>	17.165	31.955	21.184	31.406	347.2
5	<b>1'52.019</b>	21.412	34.885	23.165	32.557	218.1	11	<b>1'47.193</b>	17.355	34.610	22.258	32.970	347.2
6	<b>1'42.212</b>	17.674	32.465	20.830	31.243	342.8	12	1'55.951 P	17.221	32.966	22.810	42.954	342.8
7	<b>1'40.509</b>	17.042	<b>31.677</b>	20.653	31.137	346.1	<b>4th</b>	<b>12</b>	<b>Maverick VIÑALES</b>		APRILIA	SPA	
8	<b>1'40.201</b>	16.917	31.775	<b>20.587</b>	<b>30.922</b>	348.3			Runs=3	Total laps=12	Full laps=7	Valid laps=5	
9	<b>1'40.514</b>	<b>16.905</b>	31.895	20.624	31.090	346.1	Run #	1	Front Tyre	Slick-Medium	Rear Tyre	Slick-Soft	
10	1'54.166 P	17.490*	34.265*	21.253	41.158	348.3			7 Laps at start		4 Laps at start		
<b>2nd</b>	<b>5</b>	<b>Johann ZARCO</b>		DUCATI	FRA		1	2'36.156	20.374	34.685	21.773	31.997	188.1
		Prima Pramac Racing					2	<b>1'41.713</b>	17.428	32.200	20.925	31.160	343.9
		Runs=3	Total laps=11	Full laps=5	Valid laps=5		3	<b>1'40.684</b>	17.010	31.958	20.653	31.063	346.1
Run #	1	Front Tyre	Slick-Medium	Rear Tyre	Slick-Medium		4	1'43.005 *	17.801*	33.580	20.636	<b>30.988</b>	348.3
		14 Laps at start		4 Laps at start			5	1'40.907 *	17.272	31.921*	20.654	31.060	<b>350.6</b>
1	1'52.834	19.144	34.411	21.593	32.068	211.7	6	<b>1'40.479</b>	16.980	31.863	<b>20.620</b>	31.016	349.5
2	<b>1'42.903</b>	17.585	32.651	21.207	31.460	333.3	7	1'51.649 P	<b>16.849</b>	<b>31.835</b>	21.869	41.096	349.5
3	<b>1'40.932</b>	17.139	31.848	20.677	31.268	345.0	Run #	2	Front Tyre	Slick-Medium	Rear Tyre	Slick-Soft	
4	<b>1'42.134</b>	17.125	32.010	20.982	32.017	343.9			14 Laps at start		11 Laps at start		
5	<b>1'40.455</b>	16.970	<b>31.781</b>	20.598	31.106	345.0	8	9'01.375	19.176	33.061	21.311	31.589	224.0
6	<b>1'40.377</b>	<b>16.904</b>	31.823	<b>20.590</b>	<b>31.060</b>	<b>346.1</b>	9	<b>1'41.501</b>	17.336	32.160	20.813	31.192	342.8
7	1'55.309 P	17.451	34.048	21.427	42.383	346.1	10	<b>1'40.650</b>	17.059	31.850	20.671	31.070	346.1
Run #	2	Front Tyre	Slick-Medium	Rear Tyre	Slick-Medium		11	1'55.197 P	16.898	34.684	21.875	41.740	347.2
		21 Laps at start		11 Laps at start			Run #	3	Front Tyre	Slick-Medium	Rear Tyre	Slick-Soft	
8	9'14.731	19.889	34.094	21.445	31.797	200.7			18 Laps at start		15 Laps at start		
9	2'12.146 P	21.406*	38.322	22.339	50.079	329.2	12	3'17.427 *	20.805	34.084*	21.647	32.241	203.3
Run #	3	Front Tyre	Slick-Medium	Rear Tyre	Slick-Medium		<b>5th</b>	<b>73</b>	<b>Alex MARQUEZ</b>		DUCATI	SPA	
		23 Laps at start		13 Laps at start					Runs=2	Total laps=15	Full laps=12	Valid laps=9	
10	4'22.462	18.672	33.761	21.417	32.222	219.0	Run #	1	Front Tyre	Slick-Medium	Rear Tyre	Slick-Medium	
11	4'24.068 P	17.537	2'35.315	36.329	54.887	346.1			8 Laps at start		10 Laps at start		
<b>3rd</b>	<b>41</b>	<b>Aleix ESPARGARO</b>		APRILIA	SPA		1	1'52.571	21.004	35.024	21.765	32.790	211.7
		Aprilia Racing					2	<b>1'45.018</b>	17.596	32.759	22.006	32.657	339.6
		Runs=2	Total laps=12	Full laps=8	Valid laps=7		3	<b>1'41.733</b>	17.257	32.275	20.847	31.354	346.1
Run #	1	Front Tyre	Slick-Medium	Rear Tyre	Slick-Soft								
		6 Laps at start		3 Laps at start									

**Fastest Lap:** Miguel OLIVEIRA CryptoDATA RNF Mot POR **1'40.201** 16.917 31.775 20.587 30.922

These data/results cannot be reproduced, stored and/or transmitted in whole or in part by any manner of electronic, mechanical, photocopying, recording, broadcasting or otherwise now known or herein after developed without the previous express consent by the copyright owner, except for reproduction in daily press and regular printed publications on sale to the public within 60 days of the event related to those data/results and always provided that copyright symbol appears together as follows below.  
© DORNA, 2023



# Free Practice Nr. 2

MotoGP

Lap	Lap Time	T1	T2	T3	T4	Speed	Lap	Lap Time	T1	T2	T3	T4	Speed
4	<b>1'41.175</b>	17.093	32.047	20.756	31.279	347.2	12	<b>1'40.784</b>	16.872	31.991	20.685	31.236	348.3
5	1'42.873 *	16.889*	33.343	21.055	31.586	348.3	13	1'47.260 *	17.689*	35.851	21.902	31.818	348.3
6	<b>1'41.691</b>	17.166	32.248	20.812	31.465	346.1	14	<b>1'41.158</b>	17.026	32.161	20.660	31.311	348.3
7	<b>1'41.989</b>	17.389	32.273	20.804	31.523	345.0	15	1'59.810 P	18.582*	35.754*	22.433	43.041	331.2
8	1'54.716 P	17.062*	33.578	21.718	42.358	346.1							

Run #	2	Front Tyre	Slick-Medium	Rear Tyre	Slick-Soft	
16 Laps at start 4 Laps at start						
9	6'20.264 *	21.919	34.107*	21.342	32.848	210.5
10	<b>1'41.299</b>	17.149	32.095	20.792	31.263	345.0
11	1'40.480	17.045	31.755	20.539	31.141	347.2
12	<b>1'40.748</b>	17.002	31.804	20.706	31.236	348.3
13	<b>1'40.809</b>	17.005	31.903	20.681	31.220	345.0
14	1'46.407 *	17.662*	35.825	21.242	31.678	345.0
15	1'41.350 *	17.067	32.162*	20.714	31.407	343.9

6th	89	Jorge MARTIN	DUCATI	SPA
Prima Pramac Racing				
Runs=2 Total laps=15 Full laps=11 Valid laps=7				

Run #	1	Front Tyre	Slick-Medium	Rear Tyre	Slick-Soft	
8 Laps at start 4 Laps at start						
1	1'55.446	19.318	35.233	21.544	31.922	229.2
2	<b>1'41.596</b>	17.120	32.272	20.842	31.362	350.6
3	<b>1'40.802</b>	17.030	31.935	20.685	31.152	349.5
4	1'40.531	16.919	31.796	20.687	31.129	348.3
5	1'41.689 *	17.425*	32.284	20.756	31.224	348.3
6	<b>1'40.753</b>	16.957	31.947	20.656	31.193	348.3
7	1'43.648 *	17.195*	34.013	20.846	31.594	352.9
8	1'52.416 P	16.915	32.121	20.893	42.487	348.3

Run #	2	Front Tyre	Slick-Medium	Rear Tyre	Slick-Medium	
16 Laps at start 7 Laps at start						
9	6'39.836 *	18.476	33.887*	21.640	32.107	225.4
10	1'44.131 *	17.601	33.718	21.409*	31.403	346.1
11	<b>1'41.488</b>	17.069	32.139	20.847	31.433	345.0
12	1'46.575 *	18.197*	34.585	21.347	32.446	348.3
13	<b>1'44.685</b>	17.140	34.732	20.978	31.835	346.1
14	<b>1'41.980</b>	17.056	32.421	20.920	31.583	346.1
15	1'57.877 P	17.527	35.196*	21.422	43.732	347.2

7th	10	Luca MARINI	DUCATI	ITA
Mooney VR46 Racing Team				
Runs=2 Total laps=15 Full laps=11 Valid laps=8				

Run #	1	Front Tyre	Slick-Medium	Rear Tyre	Slick-Soft	
6 Laps at start 4 Laps at start						
1	2'41.166	18.120	33.566	21.475	32.065	236.3
2	<b>1'41.448</b>	17.107	32.119	20.763	31.459	347.2
3	<b>1'40.749</b>	16.965	31.906	20.654	31.224	348.3
4	<b>1'40.989</b>	16.937	32.022	20.745	31.285	348.3
5	1'40.860 *	16.913	31.964*	20.658	31.325	348.3
6	<b>1'40.786</b>	16.931	31.933	20.683	31.239	346.1
7	2'02.475 P	19.974*	36.063	22.464	43.974	306.8

Run #	2	Front Tyre	Slick-Medium	Rear Tyre	Slick-Soft	
13 Laps at start 2 Laps at start						
8	5'45.571	19.533	33.717	21.600	31.832	188.4
9	1'43.291 *	17.150	32.793*	21.392	31.956	343.9
10	<b>1'42.018</b>	17.040	32.954	20.776	31.248	347.2
11	1'40.658	16.945	31.898	20.667	31.148	348.3

8th	49	Fabio DI GIANNANTONI	DUCATI	ITA
Gresini Racing MotoGP				
Runs=3 Total laps=11 Full laps=6 Valid laps=5				

Run #	1	Front Tyre	Slick-Medium	Rear Tyre	Slick-Medium	
New Tyre 5 Laps at start						
1	2'01.873 P	21.718	34.319	21.697	42.691	201.8

Run #	2	Front Tyre	Slick-Medium	Rear Tyre	Slick-Soft	
8 Laps at start 4 Laps at start						
2	2'50.183	19.461	33.648	21.334	31.920	190.4
3	<b>1'41.538</b>	17.303	32.133	20.806	31.296	343.9
4	<b>1'40.975</b>	16.997	31.917	20.801	31.260	343.9
5	1'51.938 P	17.041	32.007*	20.838	42.052	345.0

Run #	3	Front Tyre	Slick-Medium	Rear Tyre	Slick-Soft	
12 Laps at start 8 Laps at start						
6	5'11.205	19.647	33.245	21.151	31.484	200.0
7	<b>1'41.027</b>	17.037	31.986	20.819	31.185	342.8
8	1'40.710	16.985	31.826	20.693	31.206	343.9
9	1'41.681 *	16.944	32.155*	20.879	31.703	343.9
10	<b>1'41.269</b>	16.953	32.155	20.783	31.378	343.9
11	1'59.487 P	18.752*	34.935	22.224	43.576	341.7

9th	20	Fabio QUARTARARO	YAMAHA	FRA
Monster Energy Yamaha MotoGP				
Runs=2 Total laps=14 Full laps=11 Valid laps=7				

Run #	1	Front Tyre	Slick-Medium	Rear Tyre	Slick-Soft	
9 Laps at start 4 Laps at start						
1	2'55.482	19.797	34.528	21.585	32.448	220.8
2	<b>1'42.336</b>	17.730	32.331	20.879	31.396	342.8
3	<b>1'41.107</b>	17.120	31.982	20.749	31.256	342.8
4	<b>1'41.012</b>	17.119	31.955	20.678	31.260	342.8
5	1'41.146 *	17.080	32.005*	20.725	31.336	342.8
6	1'46.629 *	20.033*	34.089	20.923	31.584	342.8
7	1'53.246 P	17.069	31.983	20.769	43.425	342.8

Run #	2	Front Tyre	Slick-Medium	Rear Tyre	Slick-Soft	
6 Laps at start 2 Laps at start						
8	6'49.377 *	20.439	33.900*	21.130	31.668	189.4
9	<b>1'41.647</b>	17.619	32.019	20.698	31.311	342.8
10	1'40.744	17.064	31.873	20.646	31.161	342.8
11	1'46.579 *	19.119*	35.239	20.676	31.545	343.9
12	<b>1'41.136</b>	17.109	31.924	20.765	31.338	347.2
13	<b>1'41.031</b>	17.136	31.929	20.708	31.258	342.8
14	1'40.804 *	17.060	31.897*	20.675	31.172	342.8

10th	43	Jack MILLER	KTM	AUS
Red Bull KTM Factory Racing				
Runs=2 Total laps=16 Full laps=12 Valid laps=10				

Run #	1	Front Tyre	Slick-Medium	Rear Tyre	Slick-Soft	
7 Laps at start 4 Laps at start						
1	1'58.350	18.546	33.796	21.390	31.884	222.6
2	<b>1'42.392</b>	17.185	32.903	20.944	31.360	343.9
3	<b>1'41.181</b>	17.022	31.991	20.801	31.367	348.3
4	<b>1'41.334</b>	17.031	32.223	20.747	31.333	348.3

<b>Fastest Lap:</b>	Miguel OLIVEIRA	CryptoDATA RNF Mot POR	<b>1'40.201</b>	16.917	31.775	20.587	30.922
---------------------	-----------------	------------------------	-----------------	--------	--------	--------	--------

These data/results cannot be reproduced, stored and/or transmitted in whole or in part by any manner of electronic, mechanical, photocopying, recording, broadcasting or otherwise now known or herein after developed without the previous express consent by the copyright owner, except for reproduction in daily press and regular printed publications on sale to the public within 60 days of the event related to those data/results and always provided that copyright symbol appears together as follows below.  
© DORNA, 2023



# Free Practice Nr. 2

MotoGP

Lap	Lap Time	T1	T2	T3	T4	Speed
5	<b>1'40.772</b>	16.928	32.007	<b>20.679</b>	<b>31.158</b>	348.3
6	<b>1'41.212</b>	17.021	32.110	20.794	31.287	350.6
7	1'57.205 P	17.793*	34.835	21.823	42.754	<b>352.9</b>

**11th 1** **Francesco BAGNAIA** DUCATI ITA  
Ducati Lenovo Team  
Runs=3 Total laps=12 Full laps=7 Valid laps=6

Run #	1	Front Tyre	Slick-Medium	Rear Tyre	Slick-Soft
		7 Laps at start		4 Laps at start	
1	2'16.457	19.802	34.842	21.745	31.910 215.1
2	<b>1'42.264</b>	17.626	32.431	20.734	31.473 348.3
3	<b>1'40.923</b>	17.018	32.002	<b>20.662</b>	31.241 347.2
4	<b>1'40.785</b>	16.921	31.981	20.685	<b>31.198</b> 349.5
5	1'43.942 *	17.055*	33.830	21.139	31.918 <b>351.7</b>
6	<b>1'41.362</b>	17.046	32.135	20.775	31.406 350.6
7	<b>1'45.534</b>	<b>16.869</b>	<b>31.963</b>	20.695	36.007 350.6
8	1'57.050 P	17.168*	36.015	21.159	42.708 351.7

**12th 44** **Poi ESPARGARO** KTM SPA  
GASGAS Factory Racing Tech3  
Runs=2 Total laps=12 Full laps=8 Valid laps=7

Run #	1	Front Tyre	Slick-Medium	Rear Tyre	Slick-Soft
		8 Laps at start		4 Laps at start	
1	2'09.059	18.996	34.929	21.933	32.416 231.2
2	<b>1'43.105</b>	17.373	32.736	21.090	31.906 345.0
3	<b>1'41.313</b>	17.042	32.138	20.800	31.333 343.9
4	<b>1'40.815</b>	16.965	<b>31.999</b>	<b>20.693</b>	<b>31.158</b> <b>350.6</b>
5	<b>1'40.971</b>	<b>16.845</b>	32.110	20.731	31.285 350.6
6	<b>1'41.327</b>	16.964	32.153	20.915	31.295 340.6
7	1'55.013 *	19.177*	36.985	22.102	36.749 346.1
8	<b>1'47.732</b>	17.543	35.455	22.396	32.338 347.2
9	1'51.914 P	16.971	32.295	21.539	41.109 348.3

**Fastest Lap:** Miguel OLIVEIRA CryptoDATA RNF Mot POR **1'40.201** 16.917 31.775 20.587 30.922

These data/results cannot be reproduced, stored and/or transmitted in whole or in part by any manner of electronic, mechanical, photocopying, recording, broadcasting or otherwise now known or herein after developed without the previous express consent by the copyright owner, except for reproduction in daily press and regular printed publications on sale to the public within 60 days of the event related to those data/results and always provided that copyright symbol appears together as follows below.  
© DORNA, 2023

Official MotoGP Timing by TISSOT  
www.motogp.com

Barcelona, Saturday, September 02, 2023

Page 3 of 5



Lap	Lap Time	T1	T2	T3	T4	Speed
<b>13th 25</b>	<b>Raul FERNANDEZ</b>	APRILIA		SPA		
		CryptoDATA RNF MotoGP Team				
		Runs=2 Total laps=11 Full laps=7 Valid laps=6				

Run #	1	Front Tyre	Slick-Medium	Rear Tyre	Slick-Soft
		8 Laps at start		5 Laps at start	
1	2'36.937	19.386	34.426	21.846	31.941 219.5
2	<b>1'41.738</b>	17.475	32.242	20.798	31.223 346.1
3	<b>2'02.503</b>	26.810	42.520	21.659	31.514 <b>347.2</b>
4	<b>1'42.567</b>	17.237	32.077	20.982	32.271 345.0

Run #	2	Front Tyre	Slick-Medium	Rear Tyre	Slick-Soft
		12 Laps at start		3 Laps at start	
5	10'08.904 *	20.405*	33.614	21.526	31.683 200.3
6	1'42.071 *	17.402	<b>32.553*</b>	20.990	31.126 341.7
7	<b>1'40.868</b>	17.222	<b>31.892</b>	<b>20.710</b>	<b>31.044</b> 342.8
8	<b>1'41.104</b>	17.238	31.954	20.802	31.110 345.0
9	1'44.610 *	17.760*	33.944	21.347	31.559 343.9
10	<b>1'41.931</b>	<b>17.138</b>	32.176	21.133	31.484 342.8
11	2'00.083 P	18.973*	35.560	21.891	43.659 328.2

**14th 33** **Brad BINDER** KTM RSA  
Red Bull KTM Factory Racing  
Runs=2 Total laps=15 Full laps=12 Valid laps=10

Run #	1	Front Tyre	Slick-Medium	Rear Tyre	Slick-Soft
		15 Laps at start		4 Laps at start	
1	2'08.848	19.651	34.776	22.024	32.491 225.9
2	<b>1'42.037</b>	17.482	32.335	20.952	<b>31.268</b> 347.2
3	<b>1'41.512</b>	17.232	32.146	20.748	31.386 338.5
4	<b>1'41.115</b>	16.944	32.130	20.749	31.292 349.5
5	<b>1'41.425</b>	17.020	32.155	20.873	31.377 349.5
6	<b>1'41.315</b>	16.955	32.121	20.888	31.351 349.5
7	2'06.899 P	19.571*	42.313	21.668	43.347 <b>350.6</b>

Run #	2	Front Tyre	Slick-Medium	Rear Tyre	Slick-Soft
		8 Laps at start		11 Laps at start	
8	5'26.787	20.513	34.306	21.538	33.484 200.7
9	1'42.770 *	17.207	<b>32.854*</b>	21.068	31.641 348.3
10	<b>1'41.394</b>	17.025	32.157	20.857	31.355 349.5
11	<b>1'40.990</b>	16.941	<b>32.017</b>	<b>20.698</b>	31.334 350.6
12	<b>1'41.354</b>	<b>16.907</b>	32.176	20.808	31.463 350.6
13	<b>1'41.696</b>	16.947	32.343	20.764	31.642 349.5
14	<b>1'48.031</b>	17.223	36.334	22.105	32.369 349.5
15	1'43.001 *	17.202	<b>32.886*</b>	21.118	31.795 348.3

**15th 37** **Augusto FERNANDEZ** KTM SPA  
GASGAS Factory Racing Tech3  
Runs=2 Total laps=13 Full laps=9 Valid laps=8

Run #	1	Front Tyre	Slick-Medium	Rear Tyre	Slick-Soft
		8 Laps at start		4 Laps at start	
1	2'10.422	19.849	35.537	21.754	35.285 214.2
2	<b>1'42.286</b>	17.454	32.192	21.081	31.559 330.2
3	<b>1'41.823</b>	17.247	32.167	20.960	31.449 330.2
4	<b>1'41.105</b>	17.165	<b>31.992</b>	<b>20.812</b>	<b>31.136</b> 341.7
5	<b>1'41.598</b>	17.277	32.238	20.835	31.248 <b>348.3</b>
6	<b>1'41.313</b>	<b>17.008</b>	32.240	20.835	31.230 346.1
7	1'55.053 *	18.728*	36.463	21.751	38.111 346.1
8	1'51.833 P	17.262	32.531	20.908	41.132 340.6

## Free Practice Nr. 2

## MotoGP

Lap	Lap Time	T1	T2	T3	T4	Speed	Lap	Lap Time	T1	T2	T3	T4	Speed					
Run # 2	Front Tyre Slick-Medium	Rear Tyre Slick-Soft	<b>unfinished</b> 34.727 1'15.167 343.9															
16 Laps at start		12 Laps at start																
9	6'13.619 *	20.303	35.250*	21.533	31.926	195.6	Run # 2	Front Tyre Slick-Medium	Rear Tyre Slick-Soft	8 Laps at start				5 Laps at start				
10	<b>1'42.983</b>	17.520	32.716	21.218	31.529	347.2	3	<b>1'50.886</b>	21.529	34.966	21.875	32.516	167.7					
11	<b>1'42.106</b>	17.211	32.440	20.883	31.572	336.4	4	<b>1'43.147</b>	17.677	32.757	21.130	31.583	345.0					
12	<b>1'45.309</b>	17.183	33.599	21.434	33.093	346.1	5	<b>1'41.913</b>	17.210	32.402	20.906	31.395	345.0					
13	1'53.623 P	17.405	32.840	21.460	41.918	341.7	6	<b>1'41.369</b>	17.036	<b>32.220</b>	<b>20.773</b>	<b>31.340</b>	345.0					
<b>16th 21 Franco MORBIDELLI</b> YAMAHA ITA							7	1'43.256 *	17.103	32.992*	21.236	31.925	345.0					
Monster Energy Yamaha MotoGP							8	<b>1'42.090</b>	<b>16.992</b>	32.415	20.982	31.701	<b>347.2</b>					
Runs=2 Total laps=13 Full laps=10 Valid laps=10							9	<b>1'42.080</b>	17.097	32.461	20.961	31.561	346.1					
Run # 1	Front Tyre Slick-Medium	Rear Tyre Slick-Medium																
7 Laps at start		7 Laps at start																
1	2'17.053	20.133	34.575	21.780	32.008	218.1	10	<b>1'41.873</b>	17.022	32.401	20.903	31.547	347.2					
2	<b>1'42.653</b>	18.024	32.363	20.785	31.481	345.0	11	1'50.451 *	17.981*	36.587	22.691	33.192	339.6					
3	<b>1'41.717</b>	17.202	32.210	20.852	31.453	345.0	12	1'55.396 P	17.891	34.132	21.549	41.824	338.5					
4	<b>1'41.706</b>	17.250	32.299	20.790	31.367	345.0	<b>19th 30 Takaaki NAKAGAMI</b> HONDA JPN											
5	<b>1'41.771</b>	17.193	32.189	20.840	31.549	<b>347.2</b>	LCR Honda IDEMITSU											
6	<b>1'41.518</b>	17.146	32.201	20.784	31.387	346.1	Runs=2 Total laps=13 Full laps=9 Valid laps=6											
7	<b>1'49.462</b>	17.031	32.177	20.845	39.409	346.1	Run # 1	Front Tyre Slick-Medium	Rear Tyre Slick-Soft	7 Laps at start				4 Laps at start				
8	1'53.872 P	17.193	32.385	20.902	43.392	346.1	1	2'23.880	23.017	36.426	22.521	35.819	172.5					
13 Laps at start							3 Laps at start											
9	10'16.709	20.498	34.629	21.219	31.736	208.0	2	<b>1'43.467</b>	17.845	32.777	21.198	31.647	320.4					
10	<b>1'41.960</b>	17.480	32.274	20.830	31.376	343.9	3	<b>1'41.994</b>	17.444	32.224	20.912	31.414	<b>341.7</b>					
11	<b>1'41.349</b>	17.072	32.138	20.801	31.338	343.9	4	1'43.978 *	17.535*	33.970	20.915	31.558	341.7					
12	<b>1'41.174</b>	17.078	<b>32.078</b>	<b>20.737</b>	<b>31.281</b>	342.8	5	<b>1'41.553</b>	17.126	32.234	20.898	<b>31.295</b>	340.6					
13	<b>1'41.393</b>	<b>17.015</b>	32.108	20.859	31.411	343.9	6	<b>1'41.388</b>	<b>17.070</b>	<b>32.148</b>	<b>20.836</b>	31.334	341.7					
7 Laps at start							4 Laps at start											
Run # 2	Front Tyre Slick-Medium	Rear Tyre Slick-Soft	<b>Run # 2</b> Front Tyre Slick-Medium Rear Tyre Slick-Soft															
14 Laps at start		4 Laps at start																
8	6'15.780	19.641	35.113	21.514	32.264	203.3	Run # 2	Front Tyre Slick-Medium	Rear Tyre Slick-Soft	14 Laps at start				4 Laps at start				
9	1'43.098 *	17.439	32.952*	21.115	31.592	334.3	8	1'43.098 *	17.439	32.952*	21.115	31.592	334.3					
10	<b>1'43.421</b>	17.449	32.431	21.689	31.852	340.6	9	<b>1'43.421</b>	17.449	32.431	21.689	31.852	340.6					
11	<b>1'42.413</b>	17.303	32.495	21.026	31.589	340.6	10	<b>1'42.413</b>	17.303	32.495	21.026	31.589	340.6					
12	1'44.895 *	17.523*	34.092	21.439	31.841	339.6	11	1'44.895 *	17.523*	34.092	21.439	31.841	339.6					
13	1'58.144 P	17.479*	34.928	21.957	43.780	341.7	12	1'58.144 P	17.479*	34.928	21.957	43.780	341.7					
9 Laps at start							4 Laps at start											
<b>20th 36 Joan MIR</b> HONDA SPA																		
Repsol Honda Team																		
Runs=2 Total laps=13 Full laps=9 Valid laps=9																		
Run # 1	Front Tyre Slick-Medium	Rear Tyre Slick-Soft	<b>Run # 1</b> Front Tyre Slick-Medium Rear Tyre Slick-Soft															
9 Laps at start		5 Laps at start																
1	2'09.689	20.077	34.766	22.124	33.060	216.0	Run # 1	Front Tyre Slick-Medium	Rear Tyre Slick-Soft	9 Laps at start				5 Laps at start				
2	<b>1'42.936</b>	17.474	32.671	21.126	31.665	341.7	1	2'09.689	20.077	34.766	22.124	33.060	216.0					
3	<b>1'42.505</b>	17.157	32.222	<b>20.815</b>	32.311	345.0	2	<b>1'42.936</b>	17.474	32.671	21.126	31.665	341.7					
4	<b>1'41.768</b>	17.095	<b>32.208</b>	20.928	31.537	<b>347.2</b>	3	<b>1'42.505</b>	17.157	32.222	<b>20.815</b>	32.311	345.0					
5	<b>1'42.034</b>	<b>17.067</b>	32.234	20.868	31.865	346.1	4	<b>1'41.768</b>	17.095	<b>32.208</b>	20.928	31.537	<b>347.2</b>					
6	<b>1'44.374</b>	17.192	33.219	21.996	31.967	347.2	5	<b>1'42.034</b>	<b>17.067</b>	32.234	20.868	31.865	346.1					
7	<b>1'42.261</b>	17.147	32.411	20.973	31.730	346.1	6	<b>1'44.374</b>	17.192	33.219	21.996	31.967	347.2					
8	1'59.002 P	17.752*	34.992	22.181	44.077	334.3	7	<b>1'42.261</b>	17.147	32.411	20.973	31.730	346.1					
13 Laps at start							4 Laps at start											
Run # 2	Front Tyre Slick-Medium	Rear Tyre Slick-Soft	<b>Run # 2</b> Front Tyre Slick-Medium Rear Tyre Slick-Soft															
13 Laps at start		4 Laps at start																
9	7'05.756	19.869	34.073	21.481	31.955	215.5	Run # 2	Front Tyre Slick-Medium	Rear Tyre Slick-Soft	13 Laps at start				4 Laps at start				
10	<b>1'42.564</b>	17.371	32.537	21.054	31.602	339.6	9	7'05.756	19.869	34.073	21.481	31.955	215.5					
11	<b>1'41.897</b>	17.253	32.276	20.908	<b>31.460</b>	345.0	10	<b>1'42.564</b>	17.371	32.537	21.054	31.602	339.6					
12	<b>1'41.754</b>	17.070	32.320	20.852	31.512	345.0	11	<b>1'41.897</b>	17.253	32.276	20.908	<b>31.460</b>	345.0					
13	2'02.895 P	17.192	36.494	23.351	45.858	346.1	12	<b>1'41.754</b>	17.070	32.320	20.852	31.512	345.0					
6 Laps at start							3 Laps at start											
1	1'56.154	19.002	34.838	21.707	32.121	226.8	Run # 2	Front Tyre Slick-Medium	Rear Tyre Slick-Soft	13 Laps at start				4 Laps at start				
2	<b>1'43.285</b>	17.539	32.869	21.185	31.692	341.7	1	1'56.154	19.002	34.838	21.707	32.121	226.8					
17 Laps at start							12 Laps at start											
<b>18th 93 Marc MARQUEZ</b> HONDA SPA																		
Repsol Honda Team																		
Runs=2 Total laps=12 Full laps=8 Valid laps=9																		
Run # 1	Front Tyre Slick-Medium	Rear Tyre Slick-Soft	<b>Run # 1</b> Front Tyre Slick-Medium Rear Tyre Slick-Soft															
6 Laps at start		3 Laps at start																

**Fastest Lap:** Miguel OLIVEIRA CryptoDATA RNF Mot POR **1'40.201** 16.917 31.775 20.587 30.922

These data/results cannot be reproduced, stored and/or transmitted in whole or in part by any manner of electronic, mechanical, photocopying, recording, broadcasting or otherwise now known or herein after developed without the previous express consent by the copyright owner, except for reproduction in daily press and regular printed publications on sale to the public within 60 days of the event related to those data/results and always provided that copyright symbol appears together as follows below.  
© DORNA, 2023

Official MotoGP Timing by TISSOT  
www.motogp.com

Barcelona, Saturday, September 02, 2023

Page 4 of 5



## Free Practice Nr. 2

MotoGP

Lap	Lap Time	T1	T2	T3	T4	Speed	Lap	Lap Time	T1	T2	T3	T4	Speed
-----	----------	----	----	----	----	-------	-----	----------	----	----	----	----	-------

**21st** **27** **Iker LECUONA** HONDA SPA  
LCR Honda CASTROL

Runs=2 Total laps=14 Full laps=10 Valid laps=9

Run #	1	Front Tyre	Slick-Medium	Rear Tyre	Slick-Soft	
		11 Laps at start			4 Laps at start	
1	1'57.738	19.135	34.198	21.689	32.572	220.8
2	<b>1'44.052</b>	17.696	33.398	21.269	31.689	334.3
3	<b>1'42.498</b>	17.504	32.414	21.089	31.491	340.6
4	1'43.800 *	18.661*	32.645	21.036	31.458	342.8
5	<b>1'41.921</b>	<b>17.164</b>	32.371	20.933	<b>31.453</b>	<b>343.9</b>
6	<b>1'42.115</b>	17.238	32.447	20.932	31.498	343.9
7	<b>1'42.048</b>	17.185	<b>32.367</b>	<b>20.886</b>	31.610	343.9
8	1'52.895 P	17.253	32.377	21.002	42.263	342.8
Run #	2	Front Tyre	Slick-Medium	Rear Tyre	Slick-Soft	
		19 Laps at start			12 Laps at start	
9	5'25.530	19.394	33.282	21.767	31.853	216.8
10	<b>1'42.783</b>	17.313	32.590	21.157	31.723	339.6
11	<b>1'42.735</b>	17.362	32.567	21.067	31.739	339.6
12	<b>1'42.220</b>	17.207	32.430	20.989	31.594	340.6
13	<b>1'42.366</b>	17.265	32.387	21.054	31.660	341.7
14	1'52.498 P	17.323	32.521	20.999	41.655	341.7

**22nd** **72** **Marco BEZZECCHI** DUCATI ITA  
Mooney VR46 Racing Team

Runs=4 Total laps=9 Full laps=3 Valid laps=3

Run #	1	Front Tyre	Slick-Medium	Rear Tyre	Slick-Medium	
		18 Laps at start			20 Laps at start	
1	1'57.594	19.693	35.899	22.153	32.887	218.1
2	<b>1'44.140</b>	17.766	33.363	21.250	31.761	333.3
3	1'54.042 P	17.303*	33.749	21.120	41.870	<b>352.9</b>
Run #	2	Front Tyre	Slick-Medium	Rear Tyre	Slick-Soft	
		8 Laps at start			4 Laps at start	
4	2'30.262 P	19.778	34.523	23.934	43.683	204.9
Run #	3	Front Tyre	Slick-Medium	Rear Tyre	Slick-Soft	
		9 Laps at start			4 Laps at start	
5	8'04.423	20.040	34.555	21.543	31.956	199.6
6	<b>1'42.171</b>	17.534	<b>32.359</b>	<b>20.911</b>	<b>31.367</b>	348.3
7	4'28.071 P	<b>17.012</b>	2'47.876	37.650	45.533	348.3
Run #	4	Front Tyre	Slick-Medium	Rear Tyre	Slick-Soft	
		12 Laps at start			7 Laps at start	
8	7'34.091	20.689	35.358	21.824	32.095	211.3
9	<b>1'42.870</b>	17.519	32.606	21.230	31.515	349.5

**Fastest Lap:** Miguel OLIVEIRA CryptoDATA RNF Mot POR **1'40.201** 16.917 31.775 20.587 30.922

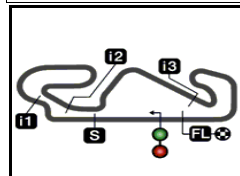
These data/results cannot be reproduced, stored and/or transmitted in whole or in part by any manner of electronic, mechanical, photocopying, recording, broadcasting or otherwise now known or herein after developed without the previous express consent by the copyright owner, except for reproduction in daily press and regular printed publications on sale to the public within 60 days of the event related to those data/results and always provided that copyright symbol appears together as follows below.  
© DORNA, 2023

Official MotoGP Timing by TISSOT  
www.motogp.com

Barcelona, Saturday, September 02, 2023

Page 5 of 5






4657 m.

## GRAN PREMI MONSTER ENERGY DE CATALUNYA

## Free Practice Nr. 2

## Combined Practice Times

7

	Rider	Nation	Team	MOTORCYCLE	FP1	FP2	Gap
1	41 <b>A.ESPARGARO</b>	SPA	Aprilia Racing	APRILIA	<b>1'39.809</b>	13 1'40.400	3
2	12 <b>M.VIÑALES</b>	SPA	Aprilia Racing	APRILIA	<b>1'40.073</b>	10 1'40.479	6 0.264 0.264
3	88 <b>M.OLIVEIRA</b>	POR	CryptoDATA RNF MotoGP Team	APRILIA	1'40.944	5 <b>1'40.201</b>	8 0.392 0.128
4	89 <b>J.MARTIN</b>	SPA	Prima Pramac Racing	DUCATI	<b>1'40.273</b>	17 1'40.531	4 0.464 0.072
5	5 <b>J.ZARCO</b>	FRA	Prima Pramac Racing	DUCATI	1'41.017	5 <b>1'40.377</b>	6 0.568 0.104
6	73 <b>A.MARQUEZ</b>	SPA	Gresini Racing MotoGP	DUCATI	1'41.165	6 <b>1'40.480</b>	11 0.671 0.103
7	10 <b>L.MARINI</b>	ITA	Mooney VR46 Racing Team	DUCATI	1'41.401	5 <b>1'40.658</b>	11 0.849 0.178
8	49 <b>F.DI GIANNANTO</b>	ITA	Gresini Racing MotoGP	DUCATI	1'41.265	12 <b>1'40.710</b>	8 0.901 0.052
9	20 <b>F.QUARTARARO</b>	FRA	Monster Energy Yamaha MotoGP	YAMAHA	1'41.011	5 <b>1'40.744</b>	10 0.935 0.034
10	43 <b>J.MILLER</b>	AUS	Red Bull KTM Factory Racing	KTM	1'41.144	20 <b>1'40.772</b>	5 0.963 0.028
11	1 <b>F.BAGNAIA</b>	ITA	Ducati Lenovo Team	DUCATI	1'40.900	4 <b>1'40.785</b>	4 0.976 0.013
12	44 <b>P.ESPARGARO</b>	SPA	GASGAS Factory Racing Tech3	KTM	1'40.917	17 <b>1'40.815</b>	4 1.006 0.030
13	33 <b>B.BINDER</b>	RSA	Red Bull KTM Factory Racing	KTM	<b>1'40.859</b>	16 1'40.990	11 1.050 0.044
14	25 <b>R.FERNANDEZ</b>	SPA	CryptoDATA RNF MotoGP Team	APRILIA	1'41.404	5 <b>1'40.868</b>	7 1.059 0.009
15	21 <b>F.MORBIDELLI</b>	ITA	Monster Energy Yamaha MotoGP	YAMAHA	<b>1'41.004</b>	14 1'41.174	12 1.195 0.136
16	37 <b>A.FERNANDEZ</b>	SPA	GASGAS Factory Racing Tech3	KTM	1'41.218	20 <b>1'41.105</b>	4 1.296 0.101
17	23 <b>E.BASTIANINI</b>	ITA	Ducati Lenovo Team	DUCATI	<b>1'41.183</b>	6 1'41.316	5 1.374 0.078
18	72 <b>M.BEZZECCHI</b>	ITA	Mooney VR46 Racing Team	DUCATI	<b>1'41.304</b>	4 1'42.171	6 1.495 0.121
19	36 <b>J.MIR</b>	SPA	Repsol Honda Team	HONDA	<b>1'41.339</b>	17 1'41.754	12 1.530 0.035
20	93 <b>M.MARQUEZ</b>	SPA	Repsol Honda Team	HONDA	1'41.448	4 <b>1'41.369</b>	6 1.560 0.030
21	30 <b>T.NAKAGAMI</b>	JPN	LCR Honda IDEMITSU	HONDA	1'41.406	5 <b>1'41.388</b>	6 1.579 0.019
22	27 <b>I.LECUONA</b>	SPA	LCR Honda CASTROL	HONDA	1'41.925	6 <b>1'41.921</b>	5 2.112 0.533

<b>Pole Position Record:</b>	2022	<b>Aleix ESPARGARO</b>	<b>1'38.742</b>	169.7 Km/h
<b>Best Race Lap:</b>	2021	<b>Johann ZARCO</b>	<b>1'39.939</b>	167.7 Km/h
<b>All Time Lap Record:</b>	2023	<b>Aleix ESPARGARO</b>	<b>1'38.686</b>	169.8 Km/h

The results are provisional until the end of the limit for protest and appeals.

Time limit for protest expires 60' after publication of the results - ..... Time: .....

These data/results cannot be reproduced, stored and/or transmitted in whole or in part by any manner of electronic, mechanical, photocopying, recording, broadcasting or otherwise now known or herein after developed without the previous express consent by the copyright owner, except for reproduction in daily press and regular printed publications on sale to the public within 60 days of the event related to those data/results and always provided that copyright symbol appears together as follows below.

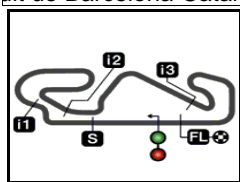
© DORNA, 2023

Official MotoGP Timing by **TISSOT**  
www.motogp.com

Barcelona, Saturday, September 02, 2023







4657 m.

## GRAN PREMI MONSTER ENERGY DE CATALUNYA

## Free Practice Nr. 2

## Best Partial Times

MotoGP™

IT Ideal Lap Time, sum of the best partial times

BT Best Lap Time

T1		T2		T3		T4				IT	BT	
Pos	Rider	Time	Rider	Time	Rider	Time	Rider	Time	Pos	Rider	IT	BT
1A	ESPARGARO	16.820	M.OLIVEIRA	31.677	A.MARQUEZ	20.539	M.OLIVEIRA	30.922	1	M.OLIVEIRA	1'40.091	1'40.201 (1)
2P	ESPARGARO	16.845	A.ESPARGARO	31.686	A.ESPARGARO	20.583	M.VIÑALES	30.988	2	A.ESPARGAR	1'40.137	1'40.400 (3)
3M	VIÑALES	16.849	A.MARQUEZ	31.755	M.OLIVEIRA	20.587	R.FERNANDEZ	31.044	3	M.VIÑALES	1'40.292	1'40.479 (4)
4F	BAGNAIA	16.869	J.ZARCO	31.781	J.ZARCO	20.590	A.ESPARGARO	31.048	4	J.ZARCO	1'40.335	1'40.377 (2)
5L	MARINI	16.872	J.MARTIN	31.796	M.VIÑALES	20.620	J.ZARCO	31.060	5	A.MARQUEZ	1'40.437	1'40.480 (5)
6E	BASTIANINI	16.894	F.DI GIANNANTO	31.826	F.QUARTARARO	20.646	J.MARTIN	31.129	6	J.MARTIN	1'40.496	1'40.531 (6)
7J	ZARCO	16.904	M.VIÑALES	31.835	L.MARINI	20.654	A.FERNANDEZ	31.136	7	L.MARINI	1'40.572	1'40.658 (7)
8M	OLIVEIRA	16.905	F.QUARTARARO	31.873	J.MARTIN	20.656	A.MARQUEZ	31.141	8	F.DI GIANNAN	1'40.648	1'40.710 (8)
9B	BINDER	16.907	R.FERNANDEZ	31.892	F.BAGNAIA	20.662	L.MARINI	31.148	9	F.BAGNAIA	1'40.692	1'40.785 (11)
10J	MILLER	16.909	L.MARINI	31.898	J.MILLER	20.679	J.MILLER	31.158	10	P.ESPARGAR	1'40.695	1'40.815 (12)
11J	MARTIN	16.915	F.BAGNAIA	31.963	P.ESPARGARO	20.693	P.ESPARGARO	31.158	11	J.MILLER	1'40.737	1'40.772 (10)
12F	DI GIANNANTO	16.944	J.MILLER	31.991	F.DI GIANNANTO	20.693	F.QUARTARARO	31.161	12	F.QUARTARAR	1'40.740	1'40.744 (9)
13M	MARQUEZ	16.992	A.FERNANDEZ	31.992	B.BINDER	20.698	F.DI GIANNANTO	31.185	13	R.FERNANDEZ	1'40.784	1'40.868 (13)
14A	MARQUEZ	17.002	P.ESPARGARO	31.999	R.FERNANDEZ	20.710	F.BAGNAIA	31.198	14	B.BINDER	1'40.890	1'40.990 (14)
15A	FERNANDEZ	17.008	B.BINDER	32.017	F.MORBIDELLI	20.737	B.BINDER	31.268	15	A.FERNANDEZ	1'40.948	1'41.105 (15)
16M	BEZZECCHI	17.012	F.MORBIDELLI	32.078	M.MARQUEZ	20.773	F.MORBIDELLI	31.281	16	F.MORBIDELLI	1'41.111	1'41.174 (16)
17F	MORBIDELLI	17.015	E.BASTIANINI	32.108	A.FERNANDEZ	20.812	T.NAKAGAMI	31.295	17	E.BASTIANINI	1'41.254	1'41.316 (17)
18F	QUARTARARO	17.060	T.NAKAGAMI	32.148	J.MIR	20.815	M.MARQUEZ	31.340	18	M.MARQUEZ	1'41.325	1'41.369 (18)
19J	MIR	17.067	J.MIR	32.208	E.BASTIANINI	20.817	M.BEZZECCHI	31.367	19	T.NAKAGAMI	1'41.349	1'41.388 (19)
20T	NAKAGAMI	17.070	M.MARQUEZ	32.220	T.NAKAGAMI	20.836	E.BASTIANINI	31.435	20	J.MIR	1'41.550	1'41.754 (20)
21R	FERNANDEZ	17.138	M.BEZZECCHI	32.359	I.LECUONA	20.886	I.LECUONA	31.453	21	M.BEZZECCHI	1'41.649	1'42.171 (22)
22I	LECUONA	17.164	I.LECUONA	32.367	M.BEZZECCHI	20.911	J.MIR	31.460	22	I.LECUONA	1'41.870	1'41.921 (21)

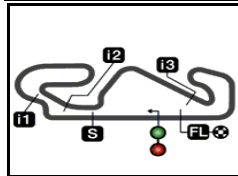
These data/results cannot be reproduced, stored and/or transmitted in whole or in part by any manner of electronic, mechanical, photocopying, recording, broadcasting or otherwise now known or herein after developed without the previous express consent by the copyright owner, except for reproduction in daily press and regular printed publications on sale to the public within 60 days of the event related to those data/results and always provided that copyright symbol appears together as follows below.

© DORNA, 2023

Official MotoGP Timing by TISSOT

www.motogp.com





4657 m.

**GRAN PREMI MONSTER ENERGY DE CATALUNYA****Free Practice Nr. 2****Fastest Laps Sequence**

<i>Practice Time</i>	 <i>Rider</i>	<i>Nation</i>	<i>Motorcycle</i>	<i>Time</i>	<i>Km/h</i>	<i>Rider's Lap</i>
<b>3'35.737</b>	<b>5 Johann ZARCO</b>	FRA	DUCATI	<b>1'42.903</b>	162.9	2
<b>3'37.042</b>	<b>89 Jorge MARTIN</b>	SPA	DUCATI	<b>1'41.596</b>	165.0	2
<b>4'20.336</b>	<b>41 Aleix ESPARGARO</b>	SPA	APRILIA	<b>1'41.268</b>	165.5	2
<b>5'16.669</b>	<b>5 Johann ZARCO</b>	FRA	DUCATI	<b>1'40.932</b>	166.1	3
<b>5'17.844</b>	<b>89 Jorge MARTIN</b>	SPA	DUCATI	<b>1'40.802</b>	166.3	3
<b>5'58.553</b>	<b>12 Maverick VIÑALES</b>	SPA	APRILIA	<b>1'40.684</b>	166.5	3
<b>6'00.736</b>	<b>41 Aleix ESPARGARO</b>	SPA	APRILIA	<b>1'40.400</b>	166.9	3
<b>10'19.635</b>	<b>5 Johann ZARCO</b>	FRA	DUCATI	<b>1'40.377</b>	167.0	6
<b>27'03.743</b>	<b>88 Miguel OLIVEIRA</b>	POR	APRILIA	<b>1'40.201</b>	167.3	8

These data/results cannot be reproduced, stored and/or transmitted in whole or in part by any manner of electronic, mechanical, photocopying, recording, broadcasting or otherwise now known or herein after developed without the previous express consent by the copyright owner, except for reproduction in daily press and regular printed publications on sale to the public within 60 days of the event related to those data/results and always provided that copyright symbol appears together as follows below.

© DORNA, 2023

Official MotoGP Timing by **TISSOT**  
www.motogp.com

**Barcelona, Saturday, September 02, 2023**