


5010 m.

IndianOil GRAND PRIX OF INDIA
Wet Session
Classification

14

	Rider	Nation	Team	Motorcycle	Time	Lap	Total	Gap	Top Speed
1	89 Jorge MARTIN	SPA	Prima Pramac Racing	DUCATI	1'49.017	6	6		347.8
2	5 Johann ZARCO	FRA	Prima Pramac Racing	DUCATI	1'49.868	7	7	0.851 0.851	346.1
3	1 Francesco BAGNAIA	ITA	Ducati Lenovo Team	DUCATI	1'49.932	7	7	0.915 0.064	342.8
4	88 Miguel OLIVEIRA	POR	CryptoDATA RNF MotoGP Team	APRILIA	1'50.148	6	6	1.131 0.216	341.2
5	43 Jack MILLER	AUS	Red Bull KTM Factory Racing	KTM	1'50.180	7	7	1.163 0.032	341.2
6	10 Luca MARINI	ITA	Mooney VR46 Racing Team	DUCATI	1'50.469	7	7	1.452 0.289	344.4
7	37 Augusto FERNANDEZ	SPA	GASGAS Factory Racing Tech3	KTM	1'50.756	8	8	1.739 0.287	341.2
8	72 Marco BEZZECCHI	ITA	Mooney VR46 Racing Team	DUCATI	1'51.361	7	8	2.344 0.605	344.4
9	20 Fabio QUARTARARO	FRA	Monster Energy Yamaha MotoGP	YAMAHA	1'51.480	6	6	2.463 0.119	341.2
10	25 Raul FERNANDEZ	SPA	CryptoDATA RNF MotoGP Team	APRILIA	1'53.023	5	5	4.006 1.543	338.0
11	36 Joan MIR	SPA	Repsol Honda Team	HONDA	1'53.780	4	4	4.763 0.757	338.0
12	33 Brad BINDER	RSA	Red Bull KTM Factory Racing	KTM	1'54.422	7	7	5.405 0.642	344.4
13	12 Maverick VIÑALES	SPA	Aprilia Racing	APRILIA	1'55.904	5	6	6.887 1.482	341.2
14	93 Marc MARQUEZ	SPA	Repsol Honda Team	HONDA	1'56.227	2	3	7.210 0.323	338.0
15	6 Stefan BRADL	GER	LCR Honda CASTROL	HONDA	1'56.716	5	5	7.699 0.489	338.0
16	51 Michele PIRRO	ITA	Ducati Lenovo Team	DUCATI	1'57.519	3	5	8.502 0.803	338.0
17	21 Franco MORBIDELLI	ITA	Monster Energy Yamaha MotoGP	YAMAHA	1'57.664	2	3	8.647 0.145	334.8
18	41 Aleix ESPARGARO	SPA	Aprilia Racing	APRILIA	1'58.982	2	4	9.965 1.318	336.4
19	49 Fabio DI GIANNANTONIO	ITA	Gresini Racing MotoGP	DUCATI	1'59.043	2	3	10.026 0.061	336.4
20	30 Takaaki NAKAGAMI	JPN	LCR Honda IDEMITSU	HONDA	2'02.497	2	4	13.480 3.454	334.8
21	44 Poi ESPARGARO	SPA	GASGAS Factory Racing Tech3	KTM	2'06.745	2	4	17.728 4.248	321.4

Practice condition: **Wet**

Air: 27°

Humidity: 59%

Ground: 31°

Fastest Lap:	Lap: 6	Jorge MARTIN	1'49.017	165.4 Km/h
Best Race Lap:		New track layout		
All Time Lap Record:	2023	Marco BEZZECCHI	1'43.947	173.5 Km/h

The results are provisional until the end of the limit for protest and appeals.

Time limit for protest expires 30' after publication of the results - Time:

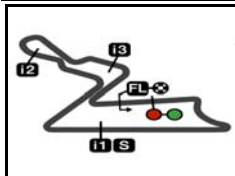
These data/results cannot be reproduced, stored and/or transmitted in whole or in part by any manner of electronic, mechanical, photocopying, recording, broadcasting or otherwise now known or herein after developed without the previous express consent by the copyright owner, except for reproduction in daily press and regular printed publications on sale to the public within 60 days of the event related to those data/results and always provided that copyright symbol appears together as follows below.

© DORNA, 2023

Official MotoGP Timing by **TISSOT**
 www.motogp.com



Greater Noida, Saturday, September 23, 2023



5010 m.

IndianOil GRAND PRIX OF INDIA

Wet Session

Top Speed & Average

15



Rider	Nation	Motorcycle	Top 5 speeds					Average	Top
89 Jorge MARTIN	SPA	DUCATI	347.8	344.4	339.6	339.6	336.4	341.6	347.8
5 Johann ZARCO	FRA	DUCATI	346.1	339.6	338.0	338.0	338.0	339.9	346.1
10 Luca MARINI	ITA	DUCATI	344.4	344.4	341.2	334.8	334.8	339.9	344.4
33 Brad BINDER	RSA	KTM	344.4	338.0	336.4	333.3	330.2	336.5	344.4
72 Marco BEZZECCHI	ITA	DUCATI	344.4	344.4	344.4	344.4	342.8	343.7	344.4
1 Francesco BAGNAIA	ITA	DUCATI	342.8	342.8	342.8	333.3	333.3	339.0	342.8
12 Maverick VIÑALES	SPA	APRILIA	341.2	334.8	334.8	322.8	314.4	329.6	341.2
20 Fabio QUARTARARO	FRA	YAMAHA	341.2	339.6	339.6	334.8	327.2	336.5	341.2
37 Augusto FERNANDEZ	SPA	KTM	341.2	338.0	334.8	334.8	333.3	336.4	341.2
43 Jack MILLER	AUS	KTM	341.2	339.6	338.0	336.4	336.4	338.3	341.2
88 Miguel OLIVEIRA	POR	APRILIA	341.2	341.2	338.0	338.0	338.0	339.3	341.2
6 Stefan BRADL	GER	HONDA	338.0	315.7	314.4	306.3	300.0	314.9	338.0
25 Raul FERNANDEZ	SPA	APRILIA	338.0	334.8	333.3	333.3	327.2	333.3	338.0
36 Joan MIR	SPA	HONDA	338.0	336.4	314.4	313.0		325.5	338.0
51 Michele PIRRO	ITA	DUCATI	338.0	334.8	333.3	298.7	279.0	316.8	338.0
93 Marc MARQUEZ	SPA	HONDA	338.0	334.8	325.7			332.8	338.0
41 Aleix ESPARGARO	SPA	APRILIA	336.4	334.8	322.8	317.1		327.8	336.4
49 Fabio DI GIANNANTONIO	ITA	DUCATI	336.4	333.3	315.7			328.5	336.4
21 Franco MORBIDELLI	ITA	YAMAHA	334.8	313.0	309.0			318.9	334.8
30 Takaaki NAKAGAMI	JPN	HONDA	334.8	322.8	320.0	282.3		315.0	334.8
44 Poli ESPARGARO	SPA	KTM	321.4	314.4	295.0	291.4		305.6	321.4

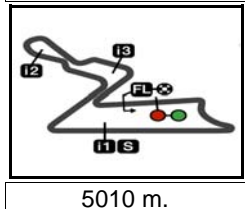
These data/results cannot be reproduced, stored and/or transmitted in whole or in part by any manner of electronic, mechanical, photocopying, recording, broadcasting or otherwise now known or herein after developed without the previous express consent by the copyright owner, except for reproduction in daily press and regular printed publications on sale to the public within 60 days of the event related to those data/results and always provided that copyright symbol appears together as follows below.

© DORNA, 2023

Official MotoGP Timing by TISSOT
www.motogp.com



Greater Noida, Saturday, September 23, 2023



IndianOil GRAND PRIX OF INDIA
Wet Session

Chronological Analysis of Performances

16

* Lap / Sector time cancelled T1 Time from finish line to 1st intermediate T3 Time from 2nd intermed. to 3rd intermed.
P Crossing the finish line in pit lane T2 Time from 1st intermed. to 2nd intermed. T4 Time from 3rd intermediate to finish line
**Tyre data subject to further updates

Lap	Lap Time	T1	T2	T3	T4	Speed	Lap	Lap Time	T1	T2	T3	T4	Speed
1st	89	Jorge MARTIN		DUCATI		SPA	4th	88	Miguel OLIVEIRA		APRILIA		POR
		Prima Pramac Racing							CryptoDATA RNF MotoGP Team				
		Runs=2	Total laps=6	Full laps=3	Valid laps=3			Runs=2	Total laps=6	Full laps=3	Valid laps=3		
Run #	1	Front Tyre	Wet-Medium	Rear Tyre	Wet-Medium		Run #	1	Front Tyre	Wet-Medium	Rear Tyre	Wet-Medium	
		New Tyre		New Tyre					New Tyre		New Tyre		
1	2'42.335	33.933	39.255	24.614	21.159	324.3	1	3'06.758	36.522	40.171	23.566	20.800	318.5
2	1'58.986	36.694	37.795	23.572	20.925	336.4	2	1'57.528	36.495	37.007	23.597	20.429	338.0
3	2'00.443 P	37.877	37.413	24.040	21.113	339.6	3	2'03.264 P	36.502	41.172	23.684	21.906	338.0
Run #	2	Front Tyre	Slick-Medium	Rear Tyre	Slick-Soft		Run #	2	Front Tyre	Slick-Medium	Rear Tyre	Slick-Soft	
		8 Laps at start		12 Laps at start					7 Laps at start		5 Laps at start		
4	4'47.472	33.800	39.153	24.330	20.010	339.6	4	4'43.427	35.732	38.165	23.115	20.261	338.0
5	1'52.702	35.382	35.503	22.533	19.284	344.4	5	1'52.764	35.736	35.421	22.108	19.499	341.2
6	1'49.017	34.139	34.415	21.645	18.818	347.8	6	1'50.148	34.560	34.833	21.691	19.064	341.2
2nd	5	Johann ZARCO		DUCATI		FRA	5th	43	Jack MILLER		KTM		AUS
		Prima Pramac Racing							Red Bull KTM Factory Racing				
		Runs=2	Total laps=7	Full laps=4	Valid laps=4			Runs=2	Total laps=7	Full laps=4	Valid laps=4		
Run #	1	Front Tyre	Wet-Medium	Rear Tyre	Wet-Medium		Run #	1	Front Tyre	Wet-Medium	Rear Tyre	Wet-Medium	
		New Tyre		New Tyre					New Tyre		New Tyre		
1	2'26.178	34.005	39.804	25.833	21.755	321.4	1	2'25.806	33.872	38.515	25.506	21.154	334.8
2	1'57.308	36.662	37.121	23.171	20.354	338.0	2	1'57.095	36.482	36.716	23.547	20.350	336.4
3	1'55.585	35.519	36.766	22.918	20.382	338.0	3	1'55.682	35.709	36.294	23.272	20.407	334.8
4	1'57.155 P	35.496	36.253	23.150	22.256	336.4	4	2'01.834 P	38.050	36.706	24.092	22.986	336.4
Run #	2	Front Tyre	Slick-Medium	Rear Tyre	Slick-Soft		Run #	2	Front Tyre	Slick-Soft	Rear Tyre	Slick-Soft	
		13 Laps at start		5 Laps at start					7 Laps at start		4 Laps at start		
5	3'58.742	34.384	36.954	23.068	19.772	338.0	5	3'07.566	33.449	36.807	23.477	19.846	338.0
6	1'51.685	35.328	35.302	22.016	19.039	339.6	6	1'51.729	34.950	35.057	22.453	19.269	339.6
7	1'49.868	34.186	35.090	21.739	18.853	346.1	7	1'50.180	34.193	34.635	22.294	19.058	341.2
3rd	1	Francesco BAGNAIA		DUCATI		ITA	6th	10	Luca MARINI		DUCATI		ITA
		Ducati Lenovo Team							Mooney VR46 Racing Team				
		Runs=2	Total laps=7	Full laps=4	Valid laps=4			Runs=2	Total laps=7	Full laps=4	Valid laps=4		
Run #	1	Front Tyre	Wet-Medium	Rear Tyre	Wet-Medium		Run #	1	Front Tyre	Wet-Medium	Rear Tyre	Wet-Medium	
		New Tyre		New Tyre					New Tyre		New Tyre		
1	2'25.079	34.713	41.268	25.760	21.485	328.7	1	2'35.460	36.291	39.098	24.057	20.611	331.7
2	1'59.531	36.890	37.993	23.960	20.688	333.3	2	1'57.662	36.436	37.305	23.507	20.414	334.8
3	1'58.853 P	36.091	37.789	23.393	21.580	333.3	3	2'00.397 P	36.018	37.710	23.677	22.992	333.3
Run #	2	Front Tyre	Slick-Medium	Rear Tyre	Slick-Soft		Run #	2	Front Tyre	Slick-Medium	Rear Tyre	Slick-Soft	
		6 Laps at start		4 Laps at start					8 Laps at start		10 Laps at start		
4	4'31.010	34.983	38.424	24.710	21.005	330.2	4	3'39.613	34.696	38.730	23.732	20.253	334.8
5	1'54.212	35.495	36.314	22.820	19.583	342.8	5	1'54.037	35.767	36.345	22.393	19.532	341.2
6	1'51.638	34.225	35.297	22.452	19.664	342.8	6	1'51.985	34.925	35.677	22.203	19.180	344.4
7	1'49.932	34.138	34.832	21.977	18.985	342.8	7	1'50.469	34.339	35.321	21.712	19.097	344.4

Fastest Lap: Jorge MARTIN Prima Pramac Racing SPA **1'49.017** 34.139 34.415 21.645 18.818

These data/results cannot be reproduced, stored and/or transmitted in whole or in part by any manner of electronic, mechanical, photocopying, recording, broadcasting or otherwise now known or herein after developed without the previous express consent by the copyright owner, except for reproduction in daily press and regular printed publications on sale to the public within 60 days of the event related to those data/results and always provided that copyright symbol appears together as follows below.
© DORNA, 2023



Wet Session

MotoGP

Lap	Lap Time	T1	T2	T3	T4	Speed	Lap	Lap Time	T1	T2	T3	T4	Speed	
7th	37	Augusto FERNANDEZ KTM SPA					GASGAS Factory Racing Tech3 Runs=2 Total laps=8 Full laps=5 Valid laps=5	4	6'50.184	35.517	39.139	23.733	21.114	333.3
		5	1'53.023	35.410	35.761	22.600		19.252	338.0					
		Run #	1	Front Tyre	Wet-Medium	Rear Tyre		Wet-Medium						
				New Tyre		New Tyre								
		1	2'37.904	35.750	39.720	24.294		21.292	307.6					
11th	36	Joan MIR HONDA SPA					Repsol Honda Team Runs=2 Total laps=4 Full laps=1 Valid laps=1	Run #	1	Front Tyre	Wet-Soft	Rear Tyre	Wet-Soft	
				New Tyre		New Tyre								
		1	2'36.513	36.062	39.207	24.205		21.016	314.4					
		2	2'03.604 P	37.357	38.350	24.237		23.660	313.0					
		Run #	2	Front Tyre	Slick-Medium	Rear Tyre		Slick-Soft						
		New Tyre		4 Laps at start										
3	8'27.807	34.206	38.219	23.620	20.177	336.4								
4	1'53.780	35.708	36.259	22.530	19.283	338.0								
12th	33	Brad BINDER KTM RSA					Red Bull KTM Factory Racing Runs=2 Total laps=7 Full laps=4 Valid laps=4	Run #	1	Front Tyre	Wet-Medium	Rear Tyre	Wet-Medium	
				New Tyre		New Tyre								
		1	2'25.947	36.986	40.470	25.990		21.756	313.0					
		2	1'59.390	36.972	38.011	23.717		20.690	307.6					
		3	1'58.914	36.826	37.718	23.613		20.757	333.3					
4	1'56.589	36.118	36.783	23.318	20.370	338.0								
5	2'06.396 P	37.112	39.534	23.904	25.846	336.4								
Run #	2	Front Tyre	Slick-Medium	Rear Tyre	Slick-Soft									
		22 Laps at start		4 Laps at start										
6	2'59.262	38.880	44.750	23.224	21.649	330.2								
7	1'54.422	35.508	36.789	22.512	19.613	344.4								
8th	72	Marco BEZZECCHI DUCATI ITA					Mooney VR46 Racing Team Runs=2 Total laps=8 Full laps=5 Valid laps=5	Run #	1	Front Tyre	Wet-Medium	Rear Tyre	Wet-Medium	
				New Tyre		New Tyre								
		1	2'40.587	35.104	40.334	24.853		21.132	318.5					
		2	1'57.600	36.541	37.433	23.384		20.242	342.8					
		3	1'58.533 P	36.501	36.921	23.192		21.919	342.8					
Run #	2	Front Tyre	Slick-Medium	Rear Tyre	Slick-Soft									
		13 Laps at start		17 Laps at start										
4	2'33.425	34.587	38.357	24.291	20.679	342.8								
5	1'55.215	35.987	36.525	22.864	19.839	344.4								
6	1'52.771	35.141	35.782	22.354	19.494	344.4								
7	1'51.361	34.701	35.379	22.087	19.194	344.4								
8	1'52.070	35.407	35.022	22.186	19.455	344.4								
9th	20	Fabio QUARTARARO YAMAHA FRA					Monster Energy Yamaha MotoGP Runs=2 Total laps=6 Full laps=3 Valid laps=3	Run #	1	Front Tyre	Wet-Medium	Rear Tyre	Wet-Medium	
				New Tyre		New Tyre								
		1	2'42.723	33.278	38.559	24.588		21.154	327.2					
		2	1'59.109	36.957	37.667	23.793		20.692	341.2					
		3	2'05.027 P	37.651	38.197	24.330		24.849	322.8					
Run #	2	Front Tyre	Slick-Soft	Rear Tyre	Slick-Soft									
		4 Laps at start		5 Laps at start										
4	4'35.500	33.790	37.925	23.798	21.284	334.8								
5	1'55.933	35.816	36.901	23.119	20.097	339.6								
6	1'51.480	34.687	35.497	22.118	19.178	339.6								
10th	25	Raul FERNANDEZ APRILIA SPA					CryptoDATA RNF MotoGP Team Runs=2 Total laps=5 Full laps=2 Valid laps=2	Run #	1	Front Tyre	Wet-Medium	Rear Tyre	Wet-Medium	
				New Tyre		New Tyre								
		1	3'03.820	35.317	40.842	24.616		21.434	327.2					
		2	2'02.775	36.630	40.089	24.582		21.474	334.8					
		3	2'08.034 P	42.216	38.764	24.083		22.971	333.3					
Run #	2	Front Tyre	Slick-Medium	Rear Tyre	Slick-Soft									
		7 Laps at start		4 Laps at start										

Fastest Lap: Jorge MARTIN Prima Pramac Racing SPA **1'49.017** 34.139 34.415 21.645 18.818

These data/results cannot be reproduced, stored and/or transmitted in whole or in part by any manner of electronic, mechanical, photocopying, recording, broadcasting or otherwise now known or herein after developed without the previous express consent by the copyright owner, except for reproduction in daily press and regular printed publications on sale to the public within 60 days of the event related to those data/results and always provided that copyright symbol appears together as follows below.



Wet Session

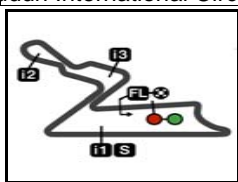
MotoGP

Lap	Lap Time	T1	T2	T3	T4	Speed	Lap	Lap Time	T1	T2	T3	T4	Speed		
15th	6	Stefan BRADL HONDA GER						20th	30	Takaaki NAKAGAMI HONDA JPN					
		LCR Honda CASTROL								LCR Honda IDEMITSU					
		Runs=2	Total laps=5	Full laps=2	Valid laps=2				Runs=2	Total laps=4	Full laps=1	Valid laps=1			
<i>Run #</i>	<i>1</i>	<i>Front Tyre</i>	<i>Wet-Medium</i>	<i>Rear Tyre</i>	<i>Wet-Medium</i>		<i>Run #</i>	<i>1</i>	<i>Front Tyre</i>	<i>Wet-Medium</i>	<i>Rear Tyre</i>	<i>Wet-Medium</i>			
		New Tyre		New Tyre					New Tyre		New Tyre				
1	2'42.576	35.925	40.151	25.176	21.808	300.0	1	2'45.684	37.981	40.755	24.777	21.903	282.3		
2	2'00.697	37.363	38.081	23.940	21.313	315.7	2	2'02.497	37.275	39.243	24.843	21.136	322.8		
3	2'04.170 P	36.717	38.176	24.128	25.149	306.3	3	2'01.511 P	36.617	38.125	23.977	22.792	334.8		
<i>Run #</i>	<i>2</i>	<i>Front Tyre</i>	<i>Slick-Soft</i>	<i>Rear Tyre</i>	<i>Slick-Soft</i>		<i>Run #</i>	<i>2</i>	<i>Front Tyre</i>	<i>Slick-Soft</i>	<i>Rear Tyre</i>	<i>Slick-Soft</i>			
		New Tyre		4 Laps at start					11 Laps at start		11 Laps at start				
4	7'06.086	35.571	39.046	24.655	20.644	314.4	4	8'28.942	40.991	44.911	24.691	20.284	320.0		
5	1'56.716	35.507	36.533	23.929	20.747	338.0									
16th	51	Michele PIRRO DUCATI ITA						21st	44	Poi ESPARGARO KTM SPA					
		Ducati Lenovo Team								GASGAS Factory Racing Tech3					
		Runs=2	Total laps=5	Full laps=2	Valid laps=2				Runs=2	Total laps=4	Full laps=1	Valid laps=1			
<i>Run #</i>	<i>1</i>	<i>Front Tyre</i>	<i>Wet-Medium</i>	<i>Rear Tyre</i>	<i>Wet-Medium</i>		<i>Run #</i>	<i>1</i>	<i>Front Tyre</i>	<i>Wet-Medium</i>	<i>Rear Tyre</i>	<i>Wet-Medium</i>			
		New Tyre		New Tyre					New Tyre		New Tyre				
1	3'04.722	36.925	41.311	24.755	21.480	298.7	1	2'41.803	37.857	42.040	25.644	21.771	291.4		
2	1'58.609	36.802	37.726	23.405	20.676	334.8	2	2'06.745	38.556	40.935	25.628	21.626	295.0		
3	1'57.519	36.362	37.061	23.422	20.674	333.3	3	2'01.617 P	36.639	38.468	23.857	22.653	321.4		
4	2'09.944 P	38.369	40.368	25.718	25.489	279.0	<i>Run #</i>	<i>2</i>	<i>Front Tyre</i>	<i>Slick-Medium</i>	<i>Rear Tyre</i>	<i>Slick-Soft</i>			
<i>Run #</i>	<i>2</i>	<i>Front Tyre</i>	<i>Slick-Soft</i>	<i>Rear Tyre</i>	<i>Slick-Soft</i>				7 Laps at start		4 Laps at start				
		New Tyre		4 Laps at start			4	9'04.412	36.632	39.395	23.623	20.118	314.4		
5	6'36.187	35.276	37.152	23.932	20.114	338.0									
17th	21	Franco MORBIDELLI YAMAHA ITA													
		Monster Energy Yamaha MotoGP													
		Runs=1	Total laps=3	Full laps=1	Valid laps=1										
<i>Run #</i>	<i>1</i>	<i>Front Tyre</i>	<i>Wet-Medium</i>	<i>Rear Tyre</i>	<i>Wet-Medium</i>										
		New Tyre		New Tyre											
1	3'02.618	38.198	40.843	25.962	21.501	313.0									
2	1'57.664	36.368	37.044	23.618	20.634	334.8									
3	2'11.300 P	42.318	40.844	25.024	23.114	309.0									
18th	41	Aleix ESPARGARO APRILIA SPA													
		Aprilia Racing													
		Runs=2	Total laps=4	Full laps=1	Valid laps=1										
<i>Run #</i>	<i>1</i>	<i>Front Tyre</i>	<i>Wet-Medium</i>	<i>Rear Tyre</i>	<i>Wet-Medium</i>										
		New Tyre		New Tyre											
1	2'42.162	35.874	39.718	24.627	21.054	322.8									
2	1'58.982	36.703	37.802	23.518	20.959	336.4									
3	2'03.653 P	38.211	37.941	24.490	23.011	317.1									
<i>Run #</i>	<i>2</i>	<i>Front Tyre</i>	<i>Slick-Medium</i>	<i>Rear Tyre</i>	<i>Slick-Soft</i>										
		15 Laps at start		5 Laps at start											
4	8'39.014	34.249	38.287	24.157	20.052	334.8									
19th	49	Fabio DI GIANNANTONI DUCATI ITA													
		Gresini Racing MotoGP													
		Runs=1	Total laps=3	Full laps=1	Valid laps=1										
<i>Run #</i>	<i>1</i>	<i>Front Tyre</i>	<i>Wet-Medium</i>	<i>Rear Tyre</i>	<i>Wet-Medium</i>										
		New Tyre		New Tyre											
1	2'26.053	34.990	40.170	25.976	21.810	315.7									
2	1'59.043	37.018	37.516	23.914	20.595	333.3									
3	2'00.917 P	36.649	38.007	24.049	22.212	336.4									

Fastest Lap: Jorge MARTIN Prima Pramac Racing SPA **1'49.017** 34.139 34.415 21.645 18.818

These data/results cannot be reproduced, stored and/or transmitted in whole or in part by any manner of electronic, mechanical, photocopying, recording, broadcasting or otherwise now known or herein after developed without the previous express consent by the copyright owner, except for reproduction in daily press and regular printed publications on sale to the public within 60 days of the event related to those data/results and always provided that copyright symbol appears together as follows below.
© DORNA, 2023





5010 m.

IndianOil GRAND PRIX OF INDIA

Wet Session

Best Partial Times

MotoGP™

IT Ideal Lap Time, sum of the best partial times

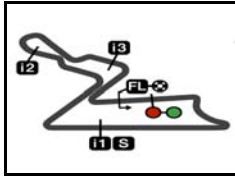
BT Best Lap Time

T1		T2		T3		T4				IT		BT
Pos	Rider	Time	Rider	Time	Rider	Time	Rider	Time	Pos	Rider	IT	BT
1	F.BAGNAIA	34.138	J.MARTIN	34.415	J.MARTIN	21.645	J.MARTIN	18.818	1	J.MARTIN	1'49.017	1'49.017 (1)
2	J.MARTIN	34.139	J.MILLER	34.635	M.OLIVEIRA	21.691	J.ZARCO	18.853	2	J.ZARCO	1'49.868	1'49.868 (2)
3	J.ZARCO	34.186	A.FERNANDEZ	34.792	L.MARINI	21.712	F.BAGNAIA	18.985	3	F.BAGNAIA	1'49.932	1'49.932 (3)
4	J.MILLER	34.193	F.BAGNAIA	34.832	J.ZARCO	21.739	J.MILLER	19.058	4	M.OLIVEIRA	1'50.148	1'50.148 (4)
5	L.MARINI	34.339	M.OLIVEIRA	34.833	F.BAGNAIA	21.977	M.OLIVEIRA	19.064	5	J.MILLER	1'50.180	1'50.180 (5)
6	A.FERNANDEZ	34.393	M.BEZZECCHI	35.022	M.BEZZECCHI	22.087	L.MARINI	19.097	6	A.FERNANDEZ	1'50.458	1'50.756 (7)
7	M.OLIVEIRA	34.560	J.ZARCO	35.090	F.QUARTARARO	22.118	A.FERNANDEZ	19.155	7	L.MARINI	1'50.469	1'50.469 (6)
8	F.QUARTARARO	34.687	L.MARINI	35.321	A.FERNANDEZ	22.118	F.QUARTARARO	19.178	8	M.BEZZECCHI	1'51.004	1'51.361 (8)
9	M.BEZZECCHI	34.701	F.QUARTARARO	35.497	J.MILLER	22.294	M.BEZZECCHI	19.194	9	F.QUARTARARO	1'51.480	1'51.480 (9)
10	M.VIÑALES	35.042	R.FERNANDEZ	35.761	M.VIÑALES	22.313	R.FERNANDEZ	19.252	10	M.VIÑALES	1'52.982	1'55.904 (13)
11	R.FERNANDEZ	35.410	M.VIÑALES	35.806	B.BINDER	22.512	J.MIR	19.283	11	R.FERNANDEZ	1'53.023	1'53.023 (10)
12	S.BRADL	35.507	J.MIR	36.259	J.MIR	22.530	B.BINDER	19.613	12	J.MIR	1'53.780	1'53.780 (11)
13	B.BINDER	35.508	S.BRADL	36.533	R.FERNANDEZ	22.600	M.VIÑALES	19.821	13	B.BINDER	1'54.416	1'54.422 (12)
14	J.MIR	35.708	M.MARQUEZ	36.741	M.PIRRO	23.405	A.ESPARGARO	20.052	14	M.MARQUEZ	1'56.227	1'56.227 (14)
15	M.MARQUEZ	35.732	B.BINDER	36.783	M.MARQUEZ	23.427	M.PIRRO	20.114	15	S.BRADL	1'56.613	1'56.716 (15)
16	M.PIRRO	36.362	F.MORBIDELLI	37.044	A.ESPARGARO	23.518	P.ESPARGARO	20.118	16	M.PIRRO	1'56.942	1'57.519 (16)
17	F.MORBIDELLI	36.368	M.PIRRO	37.061	F.MORBIDELLI	23.618	T.NAKAGAMI	20.284	17	F.MORBIDELLI	1'57.664	1'57.664 (17)
18	T.NAKAGAMI	36.617	F.DI GIANNANTO	37.516	P.ESPARGARO	23.623	M.MARQUEZ	20.327	18	A.ESPARGARO	1'58.075	1'58.982 (18)
19	P.ESPARGARO	36.639	A.ESPARGARO	37.802	F.DI GIANNANTO	23.914	F.DI GIANNANTO	20.595	19	F.DI GIANNANTO	1'58.674	1'59.043 (19)
20	F.DI GIANNANTO	36.649	T.NAKAGAMI	38.125	S.BRADL	23.929	F.MORBIDELLI	20.634	20	P.ESPARGARO	1'58.848	2'06.745 (21)
21	A.ESPARGARO	36.703	P.ESPARGARO	38.468	T.NAKAGAMI	23.977	S.BRADL	20.644	21	T.NAKAGAMI	1'59.003	2'02.497 (20)

These data/results cannot be reproduced, stored and/or transmitted in whole or in part by any manner of electronic, mechanical, photocopying, recording, broadcasting or otherwise now known or herein after developed without the previous express consent by the copyright owner, except for reproduction in daily press and regular printed publications on sale to the public within 60 days of the event related to those data/results and always provided that copyright symbol appears together as follows below.
© DORNA, 2023

Official MotoGP Timing by  TISSOT
www.motogp.com






5010 m.

IndianOil GRAND PRIX OF INDIA

Wet Session

Fastest Laps Sequence

<i>Practice Time</i>	 <i>Rider</i>	<i>Nation</i>	<i>Motorcycle</i>	<i>Time</i>	<i>Km/h</i>	<i>Rider's Lap</i>
4'22.901	43 Jack MILLER	AUS	KTM	1'57.095	154.0	2
4'46.932	93 Marc MARQUEZ	SPA	HONDA	1'56.227	155.1	2
6'18.583	43 Jack MILLER	AUS	KTM	1'55.682	155.9	3
6'19.071	5 Johann ZARCO	FRA	DUCATI	1'55.585	156.0	3
11'05.360	72 Marco BEZZECCHI	ITA	DUCATI	1'55.215	156.5	5
12'07.169	10 Luca MARINI	ITA	DUCATI	1'54.037	158.1	5
12'58.131	72 Marco BEZZECCHI	ITA	DUCATI	1'52.771	159.9	6
13'19.712	43 Jack MILLER	AUS	KTM	1'51.729	161.4	6
14'06.653	5 Johann ZARCO	FRA	DUCATI	1'51.685	161.4	6
14'40.323	1 Francesco BAGNAIA	ITA	DUCATI	1'51.638	161.5	6
14'49.492	72 Marco BEZZECCHI	ITA	DUCATI	1'51.361	161.9	7
15'09.892	43 Jack MILLER	AUS	KTM	1'50.180	163.6	7
15'10.955	89 Jorge MARTIN	SPA	DUCATI	1'49.017	165.4	6

These data/results cannot be reproduced, stored and/or transmitted in whole or in part by any manner of electronic, mechanical, photocopying, recording, broadcasting or otherwise now known or herein after developed without the previous express consent by the copyright owner, except for reproduction in daily press and regular printed publications on sale to the public within 60 days of the event related to those data/results and always provided that copyright symbol appears together as follows below.

© DORNA, 2023

Official MotoGP Timing by **TISSOT**
www.motogp.com

Greater Noida, Saturday, September 23, 2023

