

4226 m.

Rookies Cup

GRAN PREMIO RED BULL DI SAN MARINO E DELLA RIVIERA

Qualifying Classification

	Rider	Nation	Team	Motorcycle	Time	Lap	Total	Gap	Top Speed
1	27 Rico SALMELA	FIN	Red Bull Rookies - Finland	KTM	1'44.897	6	11		197.8
2	18 Angel PIQUERAS	SPA	Red Bull Rookies - Spain	KTM	1'45.003	4	9	0.106 0.106	197.4
3	83 Alvaro CARPE	SPA	Red Bull Rookies - Spain	KTM	1'45.412	6	11	0.515 0.409	196.7
4	54 Alberto FERRANDEZ	SPA	Red Bull Rookies - Spain	KTM	1'45.444	11	11	0.547 0.032	195.2
5	11 Ruché MOODLEY	RSA	Red Bull Rookies - South Africa	KTM	1'45.603	11	11	0.706 0.159	201.1
6	69 Marcos RUDA	SPA	Red Bull Rookies - Spain	KTM	1'45.696	6	11	0.799 0.093	197.0
7	12 Jacob ROULSTONE	AUS	Red Bull Rookies - Australia	KTM	1'45.712	5	11	0.815 0.016	195.2
8	95 Marco MORELLI	ARG	Red Bull Rookies - Argentina	KTM	1'45.838	3	11	0.941 0.126	196.0
9	94 Guido PINI	ITA	Red Bull Rookies - Italy	KTM	1'46.002	5	11	1.105 0.164	196.7
10	14 Cormac BUCHANAN	NZE	Red Bull Rookies - New Zealand	KTM	1'46.064	11	11	1.167 0.062	196.7
11	28 Máximo QUILES	SPA	Red Bull Rookies - Spain	KTM	1'46.367	9	11	1.470 0.303	200.0
12	81 Lorenz LUCIANO	BEL	Red Bull Rookies - Belgium	KTM	1'46.616	6	11	1.719 0.249	192.8
13	13 Hakim DANISH	MAL	Red Bull Rookies - Malaysia	KTM	1'46.660	11	11	1.763 0.044	195.2
14	93 Arbi ADITAMA	INA	Red Bull Rookies - Indonesia	KTM	1'46.674	5	11	1.777 0.014	193.8
15	78 Jakob ROSENTHALER	AUT	Red Bull Rookies - Austria	KTM	1'46.765	11	11	1.868 0.091	194.5
16	56 Kevin FARKAS	HUN	Red Bull Rookies - Hungary	KTM	1'46.782	5	11	1.885 0.017	200.3
17	57 Danial SHAHRIL	MAL	Red Bull Rookies - Malaysia	KTM	1'46.926	5	11	2.029 0.144	196.0
18	8 Eddie O'SHEA	GBR	Red Bull Rookies - Great Britain	KTM	1'46.973	4	11	2.076 0.047	195.2
19	47 Dodo BOGGIO	ITA	Red Bull Rookies - Italy	KTM	1'46.973	11	11	2.076	196.0
20	50 Carter THOMPSON	AUS	Red Bull Rookies - Australia	KTM	1'47.028	10	11	2.131 0.055	194.9
21	5 Leo RAMMERSTORFER	AUT	Red Bull Rookies - Austria	KTM	1'47.043	5	11	2.146 0.015	198.5
22	2 Amaury MIZERA	FRA	Red Bull Rookies - France	KTM	1'47.214	8	11	2.317 0.171	195.2
23	88 Shinya EZAWA	JPN	Red Bull Rookies - Japan	KTM	1'47.653	10	11	2.756 0.439	193.8
24	25 Alexander ENRIQUEZ	USA	Red Bull Rookies - United States	KTM	1'47.848	11	11	2.951 0.195	195.6
25	23 Rhys STEPHENSON	GBR	Red Bull Rookies - Great Britain	KTM	1'48.324	11	11	3.427 0.476	191.4

Practice condition: Dry

Air: 29°

Humidity: 51%

Ground: 37°

<i>Fastest Lap:</i>	Lap: 6	Rico SALMELA	1'44.897	145 Km/h
<i>Best Race Lap:</i>	2017	Kazuki MASAKI	1'45.265	144.5 Km/h
<i>All Time Lap Record:</i>	2023	Rico SALMELA	1'44.897	145.0 Km/h


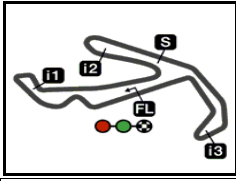
The results are provisional until the end of the limit for protest and appeals.

Time limit for protest expires 30' after publication of the results - Time:

DORNA DATA PROCESSING TIMING SERVICE DORNA DATA PROCESSING TIMING SERVICE DORNA DATA PROCESSING TIMING SERVICE DORNA DATA PROCESSING TIMING SERVICE DORNA DATA PROCESSING TIMING SERVICE DORNA DATA PROCESSING TIMING SERVICE DORNA DATA PROCESSING TIMING SERVICE DORNA DATA PROCESSING TIMING SERVICE DORNA DATA PROCESSING TIMING SERVICE DORNA DATA PROCEESSS



World Circuit Marco Si

Results and timing service provided by  TISSOT

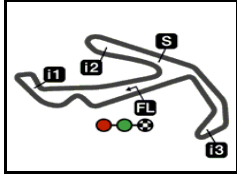
4226 m.

GRAN PREMIO RED BULL DI SAN MARINO E DELLA RIVIERA**Qualifying****Best Partial Times****RookiesCup***IT* Ideal Lap Time, sum of the best partial times*BT* Best Lap Time

T1		T2		T3		T4				IT		BT	
Pos	Rider	Time	Rider	Time	Rider	Time	Rider	Time	Pos	Rider	IT	BT	
1	A.PIQUERAS	27.635	A.PIQUERAS	24.882	R.SALMELA	29.126	A.CARPE	23.095	1	R.SALMELA	1'44.864	1'44.897	(1)
2	M.MORELLI	27.675	R.SALMELA	24.899	A.PIQUERAS	29.269	R.SALMELA	23.117	2	A.PIQUERAS	1'44.953	1'45.003	(2)
3	A.CARPE	27.694	A.CARPE	24.936	A.FERRANDEZ	29.280	R.MOODLEY	23.146	3	A.CARPE	1'45.240	1'45.412	(3)
4	R.SALMELA	27.722	A.FERRANDEZ	24.982	M.RUDA	29.467	A.PIQUERAS	23.167	4	A.FERRANDEZ	1'45.283	1'45.444	(4)
5	A.FERRANDEZ	27.771	J.ROULSTONE	25.012	M.QUILES	29.475	J.ROULSTONE	23.173	5	R.MOODLEY	1'45.494	1'45.603	(5)
6	R.MOODLEY	27.813	R.MOODLEY	25.047	R.MOODLEY	29.488	M.RUDA	23.247	6	M.MORELLI	1'45.550	1'45.838	(8)
7	M.RUDA	27.837	G.PINI	25.079	C.BUCHANAN	29.491	A.FERRANDEZ	23.250	7	J.ROULSTONE	1'45.570	1'45.712	(7)
8	L.LUCIANO	27.870	M.MORELLI	25.079	G.PINI	29.505	M.MORELLI	23.257	8	M.RUDA	1'45.640	1'45.696	(6)
9	J.ROULSTONE	27.875	M.RUDA	25.089	J.ROULSTONE	29.510	C.BUCHANAN	23.273	9	C.BUCHANAN	1'45.786	1'46.064	(10)
10	C.BUCHANAN	27.908	M.QUILES	25.104	A.CARPE	29.515	L.LUCIANO	23.276	10	G.PINI	1'45.889	1'46.002	(9)
11	G.PINI	27.916	C.BUCHANAN	25.114	M.MORELLI	29.539	A.ADITAMA	23.283	11	M.QUILES	1'46.136	1'46.367	(11)
12	A.MIZERA	28.066	C.THOMPSON	25.123	D.SHAHRIL	29.552	G.PINI	23.389	12	L.LUCIANO	1'46.261	1'46.616	(12)
13	J.ROSENTHALE	28.071	A.MIZERA	25.160	C.THOMPSON	29.634	E.O'SHEA	23.433	13	C.THOMPSON	1'46.346	1'47.028	(20)
14	L.RAMMERSTOR	28.072	A.ADITAMA	25.181	E.O'SHEA	29.638	M.QUILES	23.441	14	A.ADITAMA	1'46.484	1'46.674	(14)
15	M.QUILES	28.116	L.LUCIANO	25.201	J.ROSENTHALE	29.679	C.THOMPSON	23.443	15	E.O'SHEA	1'46.486	1'46.973	(18)
16	E.O'SHEA	28.136	K.FARKAS	25.214	K.FARKAS	29.736	H.DANISH	23.444	16	D.SHAHRIL	1'46.499	1'46.926	(17)
17	A.ADITAMA	28.137	D.BOGGIO	25.272	H.DANISH	29.756	J.ROSENTHALE	23.446	17	J.ROSENTHAL	1'46.513	1'46.765	(15)
18	C.THOMPSON	28.146	D.SHAHRIL	25.278	S.EZAWA	29.769	K.FARKAS	23.497	18	H.DANISH	1'46.660	1'46.660	(13)
19	D.SHAHRIL	28.166	E.O'SHEA	25.279	D.BOGGIO	29.814	D.SHAHRIL	23.503	19	K.FARKAS	1'46.686	1'46.782	(16)
20	H.DANISH	28.179	H.DANISH	25.281	A.MIZERA	29.833	L.RAMMERSTOR	23.514	20	A.MIZERA	1'46.805	1'47.214	(22)
21	S.EZAWA	28.195	J.ROSENTHALE	25.317	A.ADITAMA	29.883	D.BOGGIO	23.615	21	D.BOGGIO	1'46.967	1'46.973	(19)
22	K.FARKAS	28.239	L.RAMMERSTOR	25.423	L.LUCIANO	29.914	R.STEPHENSON	23.694	22	L.RAMMERST	1'46.978	1'47.043	(21)
23	D.BOGGIO	28.266	R.STEPHENSON	25.598	A.ENRIQUEZ	29.931	A.ENRIQUEZ	23.742	23	S.EZAWA	1'47.353	1'47.653	(23)
24	A.ENRIQUEZ	28.411	A.ENRIQUEZ	25.620	L.RAMMERSTOR	29.969	A.MIZERA	23.746	24	A.ENRIQUEZ	1'47.704	1'47.848	(24)


DORNA DATA PROCESSING TIMING SERVICE DORNA DATA PROCESSING TIMING SERVICE DORNA DATA PROCESSING TIMING SERVICE DORNA DATA PROCESSING TIMING SERVICE DORNA DATA PROCESSING TIMING SERVICE DORNA DATA PROCESSING TIMING SERVICE DORNA DATA PROCESSING TIMING SERVICE DORNA DATA PROCESSING TIMING SERVICE DORNA DATA PROCESSING TIMING SERVICE DORNA DATA PROCESSING TIMING SERVICE DORNA DATA PROCCEESSS





4226 m.

RookiesCup**GRAN PREMIO RED BULL DI SAN MARINO E DELLA RIVIERA****Qualifying****Fastest Laps Sequence**

<i>Practice Time</i>	 <i>Rider</i>	<i>Nation</i>	<i>Motorcycle</i>	<i>Time</i>	<i>Km/h</i>	<i>Rider's Lap</i>
4'01.160	23 Rhys STEPHENSON	GBR	KTM	1'50.242	138.0	2
4'06.718	25 Alexander ENRIQUEZ	USA	KTM	1'49.845	138.5	2
4'12.643	18 Angel PIQUERAS	SPA	KTM	1'46.750	142.5	2
4'18.533	83 Alvaro CARPE	SPA	KTM	1'46.600	142.7	2
4'23.562	54 Alberto FERRANDEZ	SPA	KTM	1'46.474	142.8	2
6'04.292	83 Alvaro CARPE	SPA	KTM	1'45.759	143.8	3
7'55.510	54 Alberto FERRANDEZ	SPA	KTM	1'45.652	143.9	4
7'56.091	18 Angel PIQUERAS	SPA	KTM	1'45.003	144.8	4
11'36.449	27 Rico SALMELA	FIN	KTM	1'44.897	145.0	6

Qualifying

RookiesCup

Lap	Lap Time	T1	T2	T3	T4	Speed	Lap	Lap Time	T1	T2	T3	T4	Speed
8	1'58.909 *	38.34*	25.901	30.690	23.974	192.5	8	1'46.750	28.266	25.309	29.670	23.505	195.2
9	1'50.089 *	27.885	25.210	33.134	23.860*	188.8	9	1'46.367	28.204	25.104	29.616	23.443	194.5
10	1'46.063	27.958	25.074	29.665	23.366	193.8	10	1'52.413	29.689	28.274	30.327	24.123	192.5
11	1'45.839	27.920	25.012	29.528	23.379	194.5	11	1'47.492	28.583	25.433	29.684	23.792	194.2

8th 95 Marco MORELLI Red Bull Rookies - Ar ARG							12th 81 Lorenz LUCIANO Red Bull Rookies - Bel BEL						
Runs=1	Total laps=11	Full laps=10	Valid laps=8	Runs=1	Total laps=11	Full laps=10	Valid laps=9						
1	2'39.909	41.295	26.638	30.426	23.864	189.8	1	2'21.883	35.023	29.905	31.166	24.723	187.5
2	1'48.598	28.249	26.501	29.961	23.887	192.5	2	1'51.184	28.674	26.902	31.590	24.018	186.5
3	1'45.838	27.876	25.166	29.539	23.257	193.2	3	1'48.207	28.432	25.798	30.202	23.775	189.8
4	1'47.370	28.126	25.730	30.224	23.290	191.4	4	1'50.919	29.972	26.734	30.444	23.769	190.4
5	1'46.727 *	27.675	25.137	29.618*	24.297	193.8	5	1'47.304	28.165	25.513	30.164	23.462	192.1
6	1'49.890	27.885	26.281	31.817	23.907	190.4	6	1'46.616	28.091	25.304	29.945	23.276	192.8
7	1'47.361	27.740	25.079	29.642	24.900	196.0	7	1'53.490	27.870	29.341	30.715	25.564	190.4
8	2'00.640 *	37.08*	26.753	32.031	24.773	187.1	8	1'48.114	28.193	25.816	30.565	23.540	189.1
9	1'47.434	27.742	25.368	30.388	23.936	194.9	9	1'48.912	28.127	25.620	31.499	23.666	187.1
10	1'46.520	28.145	25.189	29.871	23.315	193.2	10	1'46.805 *	27.933	25.315	29.914	23.643*	191.1
11	1'48.154	27.903	25.081	30.915	24.255	193.2	11	1'46.761	28.041	25.201	30.131	23.388	191.1

9th 94 Guido PINI Red Bull Rookies - Ital ITA							13th 13 Hakim DANISH Red Bull Rookies - Ma MAL						
Runs=1	Total laps=11	Full laps=10	Valid laps=6	Runs=1	Total laps=11	Full laps=10	Valid laps=8						
1	2'32.239	38.632	29.338	32.686	25.159	181.5	1	2'23.629	35.745	28.428	31.527	25.485	191.8
2	1'47.317	28.346	25.549	29.891	23.531	193.2	2	1'52.475	29.130	27.943	31.264	24.138	192.8
3	1'46.761	28.083	25.398	29.562	23.718	194.9	3	1'48.612	28.922	25.789	30.231	23.670	192.1
4	1'46.915	28.105	25.518	29.848	23.444	196.7	4	1'47.747	28.202	25.757	30.113	23.675	192.5
5	1'46.002	28.029	25.079	29.505	23.389	194.9	5	1'48.107	28.505	25.730	29.964	23.908	193.5
6	1'52.328 *	27.936	27.100	31.867	25.425*	172.8	6	1'48.743 *	28.370	25.656	30.547*	24.170	194.5
7	1'56.830 *	28.084	25.384	30.910*	32.452*	186.5	7	1'58.719	29.281	29.998	30.920	28.520	190.8
8	1'51.548	28.582	28.319	30.618	24.029	190.1	8	1'50.079	29.070	26.287	31.054	23.668	191.8
9	1'46.479 *	27.916	25.536	29.579	23.448*	193.2	9	1'53.062 *	28.443	25.559	30.501*	28.559	189.8
10	1'50.637	28.038	25.410	33.515	23.674	174.1	10	1'54.609	31.838	29.157	30.000	23.614	194.2
11	1'45.944 *	27.996	25.103	29.628	23.217*	192.8	11	1'46.660	28.179	25.281	29.756	23.444	195.2

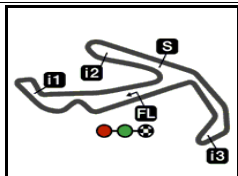
10th 14 Cormac BUCHANA Red Bull Rookies - Ne NZE							14th 93 Arbi ADITAMA Red Bull Rookies - Ind INA						
Runs=2	Total laps=11	Full laps=8	Valid laps=8	Runs=1	Total laps=11	Full laps=10	Valid laps=10						
1	2'22.639	35.222	30.801	30.209	25.795	193.5	1	2'34.882	41.279	26.721	31.787	23.935	191.8
2	1'56.375	28.421	26.957	36.963	24.034	174.7	2	1'47.760	28.137	26.100	29.970	23.553	191.8
3	1'46.819	28.252	25.298	29.679	23.590	195.2	3	1'51.554	28.950	26.757	31.859	23.988	170.6
4	1'46.756	28.446	25.362	29.656	23.292	195.2	4	1'48.719	30.057	25.346	29.908	23.408	192.8
5	1'46.597	28.218	25.220	29.586	23.573	196.7	5	1'46.674	28.253	25.255	29.883	23.283	192.1
6	1'48.333	28.153	25.248	29.812	25.120	192.5	6	1'47.860	28.399	25.249	30.796	23.416	188.1
7	1'56.604	27.908	29.953	31.052	27.691	193.2	7	1'54.322	30.562	26.240	30.248	27.272	192.8
8	1'49.495 P	28.184	27.139	33.254	20.918	163.1	8	1'48.926	28.288	26.187	30.810	23.641	192.8
9	1'52.256	33.706	25.385	29.781	23.384	195.2	9	1'55.905	28.762	27.298	34.530	25.315	183.6
10	1'48.793	28.869	26.758	29.491	23.675	195.6	10	1'50.299	28.151	25.181	30.228	26.739	192.8
11	1'46.064	27.997	25.114	29.680	23.273	192.5	11	1'47.621	28.154	25.365	30.061	24.041	193.8

11th 28 Máximo QUILES Red Bull Rookies - Sp SPA							15th 78 Jakob ROSENTHAL Red Bull Rookies - Au AUT						
Runs=1	Total laps=11	Full laps=10	Valid laps=8	Runs=2	Total laps=11	Full laps=8	Valid laps=7						
1	2'33.238	43.309	26.849	30.247	23.826	195.2	1	2'23.568	34.930	29.334	30.930	24.865	190.4
2	1'46.812	28.375	25.456	29.475	23.506	196.7	2	1'52.253	28.751	26.272	33.184	24.046	172.5
3	1'46.653	28.388	25.262	29.483	23.520	197.4	3	1'47.584	28.522	25.511	29.912	23.639	193.2
4	1'46.375	28.116	25.234	29.584	23.441	200.0	4	1'49.411	29.145	26.507	30.122	23.637	192.1
5	1'52.791 *	32.91*	25.901	30.090	23.887	194.2	5	1'46.862	28.294	25.417	29.679	23.472	193.8
6	1'49.253 *	30.02*	25.636	29.931	23.661*	197.0	6	1'47.024	28.356	25.441	29.781	23.446	191.8
7	1'54.636	28.245	26.338	30.519	29.534	192.1	7	1'52.172 P	31.46*	27.004	31.502	22.200	194.5

Fastest Lap: Rico SALMELA Red Bull Rookies - Fin FIN **1'44.897** 27.755 24.899 29.126 23.117

DORNA DATA PROCESSING TIMING SERVICE DORNA DATA PROCESSING TIMING SERVICE DORNA DATA PROCESSING TIMING SERVICE DORNA DATA PROCESSING TIMING SERVICE DORNA DATA PROCESSING TIMING SERVICE DORNA DATA PROCESSING TIMING SERVICE DORNA DATA PROCESSING TIMING SERVICE DORNA DATA PROCESSING TIMING SERVICE DORNA DATA PROCCESSS





GRAN PREMIO RED BULL DI SAN MARINO E DELLA RIVIERA
Official Starting Grid

4226 m.

Race : 15 laps = 63.39 km

9

25
1'48.324
23 Rhys STEPHENSON
KTM

The results are provisional until the end of the limit for protest and appeals and until the ratification of the Event Management Committee.

Time limit for protest expires 60' at the latest after publication of the results - Time:

DORNA DATA PROCESSING TIMING SERVICE DORNA DATA PROCESSING TIMING SERVICE DORNA DATA PROCESSING TIMING SERVICE DORNA DATA PROCESSING TIMING SERVICE DORNA DATA PROCESSING TIMING SERVICE DORNA DATA PROCESSING TIMING SERVICE DORNA DATA PROCESSING TIMING SERVICE DORNA DATA PROCCESSS

