


4226 m.

## Misano MotoGP™ Official Test

### Day 1 Session 2

### Classification

6

		Rider	Nation	Team	Motorcycle	Time	Lap	Total	Gap	Top Speed	
1	10	<b>Luca MARINI</b>	ITA	Mooney VR46 Racing Team	DUCATI	<b>1'30.602</b>	47	49		<b>295.8</b>	
2	12	<b>Maverick VIÑALES</b>	SPA	Aprilia Racing	APRILIA	<b>1'30.836</b>	35	42	0.234	0.234	<b>297.5</b>
3	33	<b>Brad BINDER</b>	RSA	Red Bull KTM Factory Racing	KTM	<b>1'31.154</b>	35	36	0.552	0.318	<b>299.1</b>
4	89	<b>Jorge MARTIN</b>	SPA	Prima Pramac Racing	DUCATI	<b>1'31.168</b>	25	27	0.566	0.014	<b>300.0</b>
5	43	<b>Jack MILLER</b>	AUS	Red Bull KTM Factory Racing	KTM	<b>1'31.175</b>	43	44	0.573	0.007	<b>293.4</b>
6	20	<b>Fabio QUARTARARO</b>	FRA	Monster Energy Yamaha MotoGP	YAMAHA	<b>1'31.177</b>	50	50	0.575	0.002	<b>295.0</b>
7	88	<b>Miguel OLIVEIRA</b>	POR	CryptoDATA RNF MotoGP Team	APRILIA	<b>1'31.232</b>	31	37	0.630	0.055	<b>297.5</b>
8	21	<b>Franco MORBIDELLI</b>	ITA	Monster Energy Yamaha MotoGP	YAMAHA	<b>1'31.301</b>	39	44	0.699	0.069	<b>291.8</b>
9	73	<b>Alex MARQUEZ</b>	SPA	Gresini Racing MotoGP	DUCATI	<b>1'31.337</b>	17	26	0.735	0.036	<b>292.6</b>
10	25	<b>Raul FERNANDEZ</b>	SPA	CryptoDATA RNF MotoGP Team	APRILIA	<b>1'31.362</b>	32	32	0.760	0.025	<b>291.8</b>
11	41	<b>Aleix ESPARGARO</b>	SPA	Aprilia Racing	APRILIA	<b>1'31.381</b>	17	25	0.779	0.019	<b>292.6</b>
12	30	<b>Takaaki NAKAGAMI</b>	JPN	LCR Honda IDEMITSU	HONDA	<b>1'31.434</b>	40	40	0.832	0.053	<b>292.6</b>
13	5	<b>Johann ZARCO</b>	FRA	Prima Pramac Racing	DUCATI	<b>1'31.532</b>	13	14	0.930	0.098	<b>295.0</b>
14	93	<b>Marc MARQUEZ</b>	SPA	Repsol Honda Team	HONDA	<b>1'31.575</b>	22	28	0.973	0.043	<b>295.0</b>
15	37	<b>Augusto FERNANDEZ</b>	SPA	GASGAS Factory Racing Tech3	KTM	<b>1'31.686</b>	15	28	1.084	0.111	<b>291.8</b>
16	36	<b>Joan MIR</b>	SPA	Repsol Honda Team	HONDA	<b>1'31.687</b>	30	43	1.085	0.001	<b>293.4</b>
<b>Not classified</b>											
	6	<b>Stefan BRADL</b>	GER	HRC Team	HONDA						
	44	<b>Po ESPARGARO</b>	SPA	GASGAS Factory Racing Tech3	KTM						
	49	<b>Fabio DI GIANNANTONIO</b>	ITA	Gresini Racing MotoGP	DUCATI						
	72	<b>Marco BEZZECCHI</b>	ITA	Mooney VR46 Racing Team	DUCATI						

Practice condition: **Dry**Air: **30°**Humidity: **48%**Ground: **43°**

<b>Fastest Lap:</b>	Lap: 47	<b>Luca MARINI</b>	<b>1'30.602</b>	167.9 Km/h
<b>Best Race Lap:</b>	2022	<b>Enea BASTIANINI</b>	<b>1'31.868</b>	165.6 Km/h
<b>All Time Lap Record:</b>	2023	<b>Jorge MARTIN</b>	<b>1'30.390</b>	168.3 Km/h

The results are provisional until the end of the limit for protest and appeals.

Time limit for protest expires 30' after publication of the results - ..... Time: .....

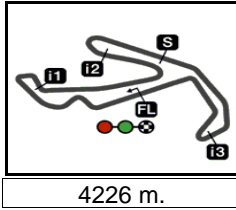
These data/results cannot be reproduced, stored and/or transmitted in whole or in part by any manner of electronic, mechanical, photocopying, recording, broadcasting or otherwise now known or herein after developed without the previous express consent by the copyright owner, except for reproduction in daily press and regular printed publications on sale to the public within 60 days of the event related to those data/results and always provided that copyright symbol appears together as follows below.

© DORNA, 2023

Official MotoGP Timing by TISSOT  
www.motogp.com

Misano Adriatico, Monday, September 11, 2023






## Misano MotoGP™ Official Test

### Day 1 Session 2

### Combined Practice Times

7

		Rider	Nation	Team	MOTORCYCLE	P1	P2	Gap
1	10	<b>L.MARINI</b>	ITA	Mooney VR46 Racing Team	DUCATI	1'31.164 39	<b>1'30.602</b> 47	
2	12	<b>M.VIÑALES</b>	SPA	Aprilia Racing	APRILIA	1'31.358 27	<b>1'30.836</b> 35	0.234 0.234
3	33	<b>B.BINDER</b>	RSA	Red Bull KTM Factory Racing	KTM	1'31.929 32	<b>1'31.154</b> 35	0.552 0.318
4	89	<b>J.MARTIN</b>	SPA	Prima Pramac Racing	DUCATI	1'31.351 27	<b>1'31.168</b> 25	0.566 0.014
5	43	<b>J.MILLER</b>	AUS	Red Bull KTM Factory Racing	KTM	1'31.489 31	<b>1'31.175</b> 43	0.573 0.007
6	20	<b>F.QUARTARARO</b>	FRA	Monster Energy Yamaha MotoGP	YAMAHA	1'31.771 38	<b>1'31.177</b> 50	0.575 0.002
7	88	<b>M.OLIVEIRA</b>	POR	CryptoDATA RNF MotoGP Team	APRILIA	1'31.679 19	<b>1'31.232</b> 31	0.630 0.055
8	21	<b>F.MORBIDELLI</b>	ITA	Monster Energy Yamaha MotoGP	YAMAHA	1'31.811 27	<b>1'31.301</b> 39	0.699 0.069
9	73	<b>A.MARQUEZ</b>	SPA	Gresini Racing MotoGP	DUCATI	1'31.734 39	<b>1'31.337</b> 17	0.735 0.036
10	25	<b>R.FERNANDEZ</b>	SPA	CryptoDATA RNF MotoGP Team	APRILIA	1'31.527 43	<b>1'31.362</b> 32	0.760 0.025
11	41	<b>A.ESPARGARO</b>	SPA	Aprilia Racing	APRILIA	1'32.150 18	<b>1'31.381</b> 17	0.779 0.019
12	30	<b>T.NAKAGAMI</b>	JPN	LCR Honda IDEMITSU	HONDA	1'31.995 39	<b>1'31.434</b> 40	0.832 0.053
13	5	<b>J.ZARCO</b>	FRA	Prima Pramac Racing	DUCATI	<b>1'31.492</b> 41	1'31.532 13	0.890 0.058
14	93	<b>M.MARQUEZ</b>	SPA	Repsol Honda Team	HONDA	1'32.187 17	<b>1'31.575</b> 22	0.973 0.083
15	37	<b>A.FERNANDEZ</b>	SPA	GASGAS Factory Racing Tech3	KTM	1'31.742 40	<b>1'31.686</b> 15	1.084 0.111
16	36	<b>J.MIR</b>	SPA	Repsol Honda Team	HONDA	1'32.316 20	<b>1'31.687</b> 30	1.085 0.001
17	44	<b>P.ESPARGARO</b>	SPA	GASGAS Factory Racing Tech3	KTM	<b>1'31.844</b> 39		1.242 0.157
18	6	<b>S.BRADL</b>	GER	HRC Team	HONDA	<b>1'32.146</b> 38		1.544 0.302
	49	<b>F.DI GIANNANTO</b>	ITA	Gresini Racing MotoGP	DUCATI			
	72	<b>M.BEZZECCHI</b>	ITA	Mooney VR46 Racing Team	DUCATI			

<b>Pole Position Record:</b>	2023	<b>Jorge MARTIN</b>	<b>1'30.390</b>	168.3 Km/h
<b>Best Race Lap:</b>	2022	<b>Enea BASTIANINI</b>	<b>1'31.868</b>	165.6 Km/h
<b>All Time Lap Record:</b>	2023	<b>Jorge MARTIN</b>	<b>1'30.390</b>	168.3 Km/h

The results are provisional until the end of the limit for protest and appeals.

Time limit for protest expires 60' after publication of the results - ..... Time: .....

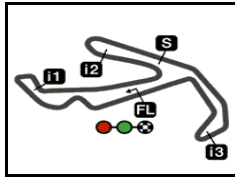
These data/results cannot be reproduced, stored and/or transmitted in whole or in part by any manner of electronic, mechanical, photocopying, recording, broadcasting or otherwise now known or herein after developed without the previous express consent by the copyright owner, except for reproduction in daily press and regular printed publications on sale to the public within 60 days of the event related to those data/results and always provided that copyright symbol appears together as follows below.

© DORNA, 2023

Official MotoGP Timing by **TISSOT**  
www.motogp.com

Misano Adriatico, Monday, September 11, 2023





4226 m.

## Misano MotoGP™ Official Test

### Day 1 Session 2

### Top Speed & Average

8



Rider	Nation	Motorcycle	Top 5 speeds					Average	Top
89 <b>Jorge MARTIN</b>	<b>SPA</b>	DUCATI	300.0	299.1	296.7	296.7	296.7	297.8	<b>300.0</b>
33 <b>Brad BINDER</b>	<b>RSA</b>	KTM	299.1	297.5	297.5	297.5	296.7	297.7	<b>299.1</b>
12 <b>Maverick VIÑALES</b>	<b>SPA</b>	APRILIA	297.5	297.5	296.7	296.7	295.8	296.1	<b>297.5</b>
88 <b>Miguel OLIVEIRA</b>	<b>POR</b>	APRILIA	297.5	296.7	296.7	296.7	295.8	296.3	<b>297.5</b>
10 <b>Luca MARINI</b>	<b>ITA</b>	DUCATI	295.8	295.8	295.8	295.0	295.0	295.3	<b>295.8</b>
5 <b>Johann ZARCO</b>	<b>FRA</b>	DUCATI	295.0	295.0	293.4	293.4	292.6	293.9	<b>295.0</b>
20 <b>Fabio QUARTARARO</b>	<b>FRA</b>	YAMAHA	295.0	295.0	295.0	295.0	295.0	295.0	<b>295.0</b>
93 <b>Marc MARQUEZ</b>	<b>SPA</b>	HONDA	295.0	292.6	291.8	291.8	291.8	292.4	<b>295.0</b>
36 <b>Joan MIR</b>	<b>SPA</b>	HONDA	293.4	292.6	291.8	291.1	291.1	291.7	<b>293.4</b>
43 <b>Jack MILLER</b>	<b>AUS</b>	KTM	293.4	292.6	292.6	292.6	292.6	292.7	<b>293.4</b>
30 <b>Takaaki NAKAGAMI</b>	<b>JPN</b>	HONDA	292.6	292.6	292.6	291.8	291.8	292.2	<b>292.6</b>
41 <b>Aleix ESPARGARO</b>	<b>SPA</b>	APRILIA	292.6	292.6	292.6	291.8	291.1	292.0	<b>292.6</b>
73 <b>Alex MARQUEZ</b>	<b>SPA</b>	DUCATI	292.6	291.8	291.1	291.1	291.1	291.5	<b>292.6</b>
21 <b>Franco MORBIDELLI</b>	<b>ITA</b>	YAMAHA	291.8	291.1	290.3	290.3	290.3	290.6	<b>291.8</b>
25 <b>Raul FERNANDEZ</b>	<b>SPA</b>	APRILIA	291.8	291.8	291.1	291.1	291.1	291.3	<b>291.8</b>
37 <b>Augusto FERNANDEZ</b>	<b>SPA</b>	KTM	291.8	290.3	290.3	290.3	289.5	290.0	<b>291.8</b>

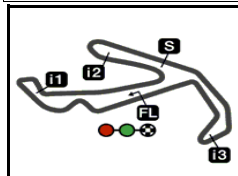
These data/results cannot be reproduced, stored and/or transmitted in whole or in part by any manner of electronic, mechanical, photocopying, recording, broadcasting or otherwise now known or herein after developed without the previous express consent by the copyright owner, except for reproduction in daily press and regular printed publications on sale to the public within 60 days of the event related to those data/results and always provided that copyright symbol appears together as follows below.

© DORNA, 2023

Official MotoGP Timing by TISSOT  
www.motogp.com



Misano Adriatico, Monday, September 11, 2023



4226 m.

**Misano MotoGP™ Official Test**  
**Day 1 Session 2**  
**Chronological Analysis of Performances**

**9**

* Lap / Sector time cancelled						T1 Time from finish line to 1st intermedate						T3 Time from 2nd intermed. to 3rd intermed.					
P Crossing the finish line in pit lane						T2 Time from 1st intermed. to 2nd intermed.						T4 Time from 3rd intermediate to finish line					
Lap	Lap Time	T1	T2	T3	T4	Speed	Lap	Lap Time	T1	T2	T3	T4	Speed				
<b>1st</b>	<b>10</b>	<b>Luca MARINI</b> Mooney VR46 Racing ITA				44	1'37.913	P	28.89*	21.736	26.844	20.438	289.5				
		Runs=9 Total laps=49 Full laps=32 Valid laps=32				45	1'38.840		26.952	22.358	28.322	21.208	288.7				
1	24'20.853	28.236	22.733	26.348	21.574	290.3	46	<b>1'31.825</b>	25.786	20.465	24.986	20.588	294.2				
2	<b>1'33.541</b>	26.207	20.974	25.404	20.956	292.6	47	<b>1'30.602</b>	25.412	20.265	<b>24.627</b>	<b>20.298</b>	294.2				
3	<b>1'32.564</b>	25.867	20.767	25.062	20.868	294.2	48	<b>1'35.112</b>	25.538	21.873	26.890	20.811	284.9				
4	<b>1'31.841</b>	25.757	20.547	24.932	20.605	295.0	49	<b>1'30.792</b>	25.424	<b>20.226</b>	24.767	20.375	293.4				
5	<b>1'31.843</b>	25.730	20.576	24.876	20.661	294.2		<b>PIT</b>	30.463	22.237	28.376	21.992	276.2				
6	<b>1'31.822</b>	25.734	20.493	24.954	20.641	294.2	<b>2nd 12 Maverick VIÑALES</b> Aprilia Racing SPA										
7	<b>1'31.717</b>	25.680	20.487	24.881	20.669	294.2			Runs=9 Total laps=42 Full laps=25 Valid laps=25								
8	1'40.731 P	30.66*	22.140	27.316	20.613	284.9	1	1:18'17.586	35.286	22.114	26.205	21.387	288.7				
9	1'37.117	27.963	21.814	25.968	21.372	290.3	2	<b>1'34.120</b>	26.661	21.071	25.358	21.030	293.4				
10	<b>1'32.772</b>	26.018	20.775	25.114	20.865	291.8	3	<b>1'32.159</b>	25.767	20.690	25.021	20.681	295.8				
11	<b>1'31.906</b>	25.715	20.591	24.908	20.692	292.6	4	<b>1'31.924</b>	25.792	20.632	24.884	20.616	295.8				
12	<b>1'31.681</b>	25.721	20.473	24.929	20.558	293.4	5	<b>1'31.618</b>	25.661	20.486	24.882	20.589	295.8				
13	1'40.634 P	30.04*	22.121	27.579	20.888	286.4	6	1'37.605 P	27.967	21.452	25.983	<b>22.203</b>	290.3				
14	1'37.187	29.042	21.530	25.539	21.076	292.6	7	1'44.532	36.342	21.468	25.600	21.122	293.4				
15	<b>1'32.029</b>	25.749	20.665	24.898	20.717	293.4	8	<b>1'32.562</b>	26.062	20.717	24.981	20.802	295.8				
16	<b>1'31.635</b>	25.660	20.599	24.798	20.578	293.4	9	<b>1'32.033</b>	25.677	20.574	25.042	20.740	294.2				
17	<b>1'31.765</b>	25.673	20.490	24.997	20.605	293.4	10	<b>1'31.790</b>	25.659	20.592	24.902	20.637	294.2				
18	1'40.354 P	29.38*	22.458	27.662	20.854	279.0	11	<b>1'31.716</b>	25.630	20.514	24.941	20.631	294.2				
19	1'36.209	26.949	21.826	26.001	21.433	290.3	12	1'37.192 P	28.11*	22.029	25.907	21.140	292.6				
20	<b>1'32.316</b>	25.836	20.677	25.077	20.726	292.6	13	1'42.445	34.096	21.557	25.720	21.072	289.5				
21	<b>1'32.236</b>	25.677	20.509	24.928	21.122	294.2	14	<b>1'33.465</b>	25.924	21.165	25.522	20.854	291.1				
22	<b>1'31.919</b>	25.692	20.598	24.932	20.697	294.2	15	<b>1'31.939</b>	25.705	20.548	25.073	20.613	294.2				
23	<b>1'32.007</b>	25.808	20.543	24.966	20.690	<b>295.8</b>	16	<b>1'31.824</b>	25.794	20.484	24.977	20.569	293.4				
24	1'42.682 P	31.25*	22.635	27.570	21.218	288.7	17	1'32.894 P	25.665	20.486	25.041	<b>21.702</b>	295.0				
25	1'36.343	26.810	22.132	25.965	21.436	289.5	18	1'40.551	33.191	21.176	25.315	20.869	295.0				
26	<b>1'32.973</b>	26.078	20.766	25.244	20.885	291.8	19	<b>1'31.921</b>	25.743	20.544	24.889	20.745	295.8				
27	<b>1'32.267</b>	25.758	20.656	25.080	20.773	293.4	20	<b>1'31.605</b>	25.598	20.475	24.945	20.587	294.2				
28	<b>1'31.916</b>	25.670	20.583	25.030	20.633	292.6	21	<b>1'33.595</b>	25.549	20.493	26.210	21.343	244.3				
29	1'54.029 P	34.86*	25.725	27.226	26.210	286.4	22	1'37.570 P	25.983	20.581	27.524	<b>23.482</b>	281.2				
30	1'38.178	28.840	21.996	25.885	21.457	291.8	23	1'41.325	33.723	21.179	25.448	20.975	293.4				
31	<b>1'32.691</b>	26.028	20.688	25.171	20.804	291.8	24	<b>1'31.898</b>	25.762	20.617	24.897	20.622	293.4				
32	<b>1'31.346</b>	25.520	20.414	24.818	20.594	292.6	25	<b>1'32.228</b>	25.631	20.531	25.301	20.765	294.2				
33	<b>1'34.110</b>	25.478	20.841	26.609	21.182	286.4	26	<b>1'31.708</b>	25.605	20.515	24.945	20.643	295.8				
34	<b>1'31.170</b>	25.454	20.447	24.813	20.456	295.0	27	<b>1'31.802</b>	25.731	20.530	24.931	20.610	295.0				
35	1'38.419 P	28.35*	21.821	27.232	21.014	288.0	28	1'41.005 P	25.684	23.066	26.633	<b>25.622</b>	289.5				
36	1'34.992	26.969	21.446	25.501	21.076	293.4	29	1'41.330	33.752	21.465	25.228	20.885	295.8				
37	<b>1'31.884</b>	25.665	20.619	24.933	20.667	293.4	30	<b>1'31.491</b>	25.641	20.578	24.675	20.597	295.8				
38	<b>1'30.863</b>	<b>25.364</b>	20.317	24.662	20.520	295.8	31	<b>1'31.042</b>	<b>25.390</b>	20.384	24.667	20.601	295.8				
39	1'39.621 P	30.30*	21.612	26.992	20.717	288.0	32	1'37.678 P	27.921	21.540	25.814	<b>22.403</b>	291.8				
40	1'35.474	27.004	21.761	25.630	21.079	293.4	33	1'40.065	33.517	20.855	24.871	20.822	295.8				
41	<b>1'32.175</b>	25.935	20.517	24.901	20.822	295.0	34	<b>1'31.021</b>	25.506	20.361	24.654	20.500	295.0				
42	<b>1'31.225</b>	25.597	20.347	24.793	20.488	295.8	35	<b>1'30.836</b>	25.473	20.293	<b>24.573</b>	<b>20.497</b>	296.7				
43	<b>1'31.139</b>	25.483	20.357	24.859	20.440	295.0	36	1'37.868 P	28.004	21.056	25.728	23.080	295.0				

**Fastest Lap:** Luca MARINI Mooney VR46 Racing ITA **1'30.602** 25.412 20.265 24.627 20.298

These data/results cannot be reproduced, stored and/or transmitted in whole or in part by any manner of electronic, mechanical, photocopying, recording, broadcasting or otherwise now known or herein after developed without the previous express consent by the copyright owner, except for reproduction in daily press and regular printed publications on sale to the public within 60 days of the event related to those data/results and always provided that copyright symbol appears together as follows below.  
 © DORNA, 2023



### Day 1 Session 2

MotoGP

Lap	Lap Time	T1	T2	T3	T4	Speed	Lap	Lap Time	T1	T2	T3	T4	Speed
37	1'41.095	33.548	21.174	25.410	20.963	291.8	8	<b>1'33.110</b>	26.270	20.561	25.494	20.785	293.4
38	1'33.374 P	25.763	21.576	25.544	20.491	291.8	9	<b>1'32.206</b>	25.811	20.401	25.257	20.737	295.8
39	1'40.130	33.547	20.881	25.032	20.670	296.7	10	<b>1'31.872</b>	25.875	20.311	25.120	20.566	299.1
40	<b>1'30.886</b>	25.476	20.276	24.580	20.554	297.5	11	<b>1'31.884</b>	25.858	20.277	25.206	20.543	295.8
41	<b>1'32.836</b>	25.442	20.261	25.513	21.620	297.5	12	1'46.198 P	30.28*	25.229	26.796	23.888	291.8
42	<b>1'31.333</b>	25.650	20.273	24.898	20.512	295.8	13	1'40.496	30.515	22.379	26.234	21.368	292.6
	PIT	25.643	20.355	27.285	23.082	280.5	14	<b>1'32.946</b>	26.080	20.675	25.359	20.832	293.4
<b>3rd</b>	<b>33</b>	<b>Brad BINDER</b>	Red Bull KTM Factory		RSA		15	<b>1'31.957</b>	25.825	20.413	25.150	20.569	295.8
		Runs=7	Total laps=36	Full laps=24	Valid laps=23		16	<b>1'31.505</b>	25.726	20.267	25.002	20.510	295.8
1	54'40.560	37.953	22.175	26.558	21.341	290.3	17	<b>1'36.770</b>	28.534	21.460	25.836	20.940	293.4
2	<b>1'33.263</b>	26.146	20.683	25.508	20.926	292.6	18	<b>1'31.473</b>	25.667	20.310	24.958	20.538	296.7
3	<b>1'32.330</b>	25.743	20.634	25.213	20.740	292.6	19	1'35.544 *	27.59*	22.347	25.107	20.493	300.0
4	<b>1'31.929</b>	25.830	20.488	25.093	20.518	293.4	20	1'36.354 P	25.940	21.389	25.892	23.133	295.0
5	<b>1'31.918</b>	25.726	20.478	25.159	20.555	293.4	21	1'38.103	28.379	21.598	26.537	21.589	292.6
6	1'42.085 P	28.591	22.654	27.727	23.113	282.7	22	<b>1'32.656</b>	26.084	20.569	25.295	20.708	295.0
7	1'48.750	38.329	22.271	26.865	21.285	292.6	23	<b>1'31.802</b>	25.846	20.367	25.085	20.504	295.0
8	<b>1'33.509</b>	26.395	20.869	25.525	20.720	293.4	24	<b>1'31.185</b>	25.614	20.203	24.988	20.380	295.8
9	<b>1'32.320</b>	25.840	20.651	25.240	20.589	294.2	25	1'31.168	25.611	20.170	25.021	20.366	296.7
10	<b>1'31.731</b>	25.588	20.456	25.079	20.608	294.2	26	1'38.195 *	29.81*	20.885	25.953	21.545	291.1
11	<b>1'32.221</b>	25.736	20.482	25.386	20.617	295.0	27	<b>1'31.343</b>	25.568	20.224	25.101	20.450	295.0
12	<b>1'31.743</b>	25.570	20.492	25.094	20.587	295.0		PIT	32.143	25.091	28.138	24.095	277.6
13	1'43.383 P	29.78*	22.851	26.646	24.097	291.8	<b>5th</b>	<b>43</b>	<b>Jack MILLER</b>	Red Bull KTM Factory		AUS	
14	1'49.384	36.644	24.028	27.261	21.451	291.1			Runs=7	Total laps=44	Full laps=31	Valid laps=29	
15	<b>1'33.513</b>	26.465	20.798	25.531	20.719	293.4	1	56'59.685	29.590	24.486	27.310	21.856	288.0
16	<b>1'32.304</b>	25.701	20.570	25.422	20.611	293.4	2	<b>1'34.083</b>	26.622	20.870	25.666	20.925	291.1
17	<b>1'31.686</b>	25.692	20.417	25.080	20.497	294.2	3	<b>1'32.767</b>	26.042	20.671	25.428	20.626	291.1
18	<b>1'31.930</b>	25.753	20.466	25.164	20.547	292.6	4	<b>1'32.183</b>	25.929	20.435	25.237	20.582	292.6
19	<b>1'31.849</b>	25.657	20.294	25.223	20.675	294.2	5	<b>1'32.285</b>	25.889	20.493	25.293	20.610	290.3
20	1'38.349 P	30.61*	20.603	25.111	22.025	297.5	6	1'38.351 P	25.889	20.579	30.669	21.214	230.7
21	1'51.249	35.620	21.988	32.394	21.247	290.3	7	1'42.804	31.033	22.652	27.380	21.739	282.7
22	<b>1'32.741</b>	26.221	20.653	25.159	20.708	295.0	8	<b>1'34.115</b>	26.579	20.873	25.861	20.802	291.1
23	<b>1'32.147</b>	25.761	20.504	25.165	20.717	295.0	9	<b>1'32.900</b>	26.120	20.616	25.504	20.660	290.3
24	<b>1'31.793</b>	25.682	20.503	25.061	20.547	293.4	10	<b>1'32.603</b>	25.899	20.622	25.368	20.714	290.3
25	1'36.213 *	29.51*	20.691	25.338	20.669	292.6	11	<b>1'32.378</b>	25.993	20.576	25.217	20.592	290.3
26	<b>1'31.795</b>	25.687	20.405	24.994	20.709	293.4	12	<b>1'32.220</b>	25.759	20.579	25.249	20.633	291.1
27	1'38.588 P	29.47*	20.697	25.627	22.786	294.2	13	1'38.230 P	29.07*	22.603	26.560	19.995	284.9
28	1'52.762 P	35.377	21.624	34.878	20.883	253.5	14	1'44.057	30.194	24.240	28.373	21.250	288.0
29	1'46.831	35.470	21.780	25.928	23.653	294.2	15	<b>1'33.246</b>	26.277	20.732	25.318	20.919	291.8
30	<b>1'32.548</b>	26.303	20.444	25.271	20.530	297.5	16	<b>1'32.237</b>	25.828	20.531	25.282	20.596	291.8
31	<b>1'31.296</b>	25.662	20.220	24.993	20.421	295.8	17	<b>1'32.135</b>	25.870	20.515	25.232	20.518	290.3
32	1'34.333 P	26.468	20.492	26.103	21.270	286.4	18	<b>1'31.991</b>	25.776	20.596	25.126	20.493	290.3
33	1'38.605	31.853	20.733	25.394	20.625	295.8	19	1'37.855 P	28.38*	22.178	26.807	20.488	285.7
34	<b>1'33.548</b>	27.246	20.479	25.194	20.629	297.5	20	1'38.655	28.531	21.731	26.735	21.658	287.2
35	1'31.154	25.585	20.250	24.966	20.353	296.7	21	<b>1'33.984</b>	26.280	20.840	25.677	21.187	291.1
36	<b>1'36.858</b>	27.812	21.269	26.144	21.633	299.1	22	<b>1'32.048</b>	25.918	20.392	25.163	20.575	290.3
<b>4th</b>	<b>89</b>	<b>Jorge MARTIN</b>	Prima Pramac Racing		SPA		23	<b>1'32.238</b>	25.779	20.389	25.402	20.668	291.1
		Runs=4	Total laps=27	Full laps=20	Valid laps=18		24	1'42.930 *	30.59*	23.176	28.262	20.896	285.7
1	31'37.616	28.800	22.229	26.491	21.642	291.1	25	<b>1'31.570</b>	25.712	20.349	25.052	20.457	293.4
2	<b>1'33.310</b>	26.259	20.743	25.450	20.858	296.7	26	1'37.319 P	26.841	22.581	28.258	19.639	221.3
3	<b>1'32.694</b>	26.013	20.557	25.362	20.762	295.0	27	1'37.378	28.384	21.654	26.102	21.238	291.1
4	<b>1'32.633</b>	25.870	20.520	25.538	20.705	293.4	28	<b>1'32.021</b>	25.904	20.390	25.144	20.583	292.6
5	<b>1'32.222</b>	25.903	20.442	25.248	20.629	295.0	29	<b>1'35.776</b>	27.452	21.470	25.936	20.918	290.3
6	1'39.330 P	28.51*	22.008	26.184	22.622	294.2	30	<b>1'31.425</b>	25.583	20.319	25.078	20.445	292.6
7	1'40.389	30.886	21.941	26.314	21.248	290.3	31	<b>1'31.747</b>	25.587	20.307	25.140	20.713	292.6
							32	<b>1'31.829</b>	25.773	20.360	25.161	20.535	291.8

**Fastest Lap:** Luca MARINI Mooney VR46 Racing ITA **1'30.602** 25.412 20.265 24.627 20.298

These data/results cannot be reproduced, stored and/or transmitted in whole or in part by any manner of electronic, mechanical, photocopying, recording, broadcasting or otherwise now known or herein after developed without the previous express consent by the copyright owner, except for reproduction in daily press and regular printed publications on sale to the public within 60 days of the event related to those data/results and always provided that copyright symbol appears together as follows below.  
© DORNA, 2023

# Day 1 Session 2

## MotoGP

Lap	Lap Time	T1	T2	T3	T4	Speed	Lap	Lap Time	T1	T2	T3	T4	Speed				
33	1'31.838	25.763	20.399	25.108	20.568	292.6	42	1'31.712	25.608	20.479	25.079	20.546	294.2				
34	1'37.945 P	28.65*	22.405	26.671	20.218	284.9	43	1'31.603	25.625	20.488	24.962	20.528	293.4				
35	1'36.427	28.329	21.398	25.691	21.009	291.1	44	1'31.343 P	27.17*	20.622	25.139	18.406	291.8				
36	1'32.454	26.082	20.531	25.279	20.562	292.6	45	1'34.365	27.141	21.025	25.339	20.860	293.4				
37	1'31.611	25.768	20.386	25.027	20.430	291.8	46	1'31.385	25.551	20.388	24.888	20.558	294.2				
38	1'31.785	25.744	20.481	25.082	20.478	292.6	47	1'31.189	25.507	20.386	24.804	20.492	295.0				
39	1'31.029 P	25.748	20.373	25.147	19.761	292.6	48	1'35.297	25.490	23.324	25.783	20.700	291.8				
40	1'35.213	27.747	21.028	25.584	20.854	290.3	49	1'32.573	25.884	20.777	25.221	20.691	293.4				
41	1'31.963	25.763	20.265	25.050	20.885	291.8	50	1'31.177	25.497	20.316	24.878	20.486	295.0				
42	1'34.152	25.971	21.251	26.170	20.760	289.5	PIT						29.359	23.408	27.852	20.349	258.9
43	1'31.175	25.691	20.227	24.947	20.310	291.8	<b>7th 88 Miguel OLIVEIRA</b> CryptoDATA RNF Mot POR										
44	1'39.018 *	27.77*	24.342	26.141	20.760	288.0	Runs=7 Total laps=37 Full laps=24 Valid laps=22										
<b>6th 20 Fabio QUARTARAR</b> Monster Energy Yama FRA							1 1:12'56.374 35.546 22.600 26.651 21.784 291.8										
Runs=8 Total laps=50 Full laps=35 Valid laps=35							2 1'34.012 26.718 20.921 25.437 20.936 293.4										
1	52'18.144	27.871	22.125	26.173	21.197	291.1	3	1'32.099	25.809	20.559	25.149	20.582	296.7				
2	1'32.817	26.039	20.802	25.234	20.742	292.6	4	1'31.982	25.754	20.476	25.124	20.628	295.0				
3	1'32.077	25.733	20.690	25.007	20.647	293.4	5	1'38.821 P	28.57*	21.616	26.772	21.859	280.5				
4	1'31.755	25.647	20.525	24.975	20.608	293.4	6	1'43.874	34.896	21.706	26.142	21.130	291.8				
5	1'31.743	25.623	20.522	24.980	20.618	292.6	7	1'32.467	25.937	20.553	25.172	20.805	295.8				
6	1'31.734	25.612	20.513	24.941	20.668	295.0	8	1'31.990	25.797	20.584	25.025	20.584	295.8				
7	1'37.434 P	30.12*	21.113	26.695	19.499	288.7	9	1'35.950	25.870	21.909	26.873	21.298	277.6				
8	1'37.515	28.902	21.463	26.052	21.098	290.3	10	1'32.095	25.731	20.547	25.242	20.575	295.8				
9	1'33.099	26.062	20.856	25.372	20.809	290.3	11	1'40.122 P	28.79*	22.233	26.747	22.346	284.9				
10	1'32.352	25.788	20.678	25.201	20.685	290.3	12	1'44.076	34.940	21.612	25.994	21.530	292.6				
11	1'32.281	25.787	20.691	25.137	20.666	292.6	13	1'32.883	26.098	20.785	25.336	20.664	293.4				
12	1'32.116	25.710	20.594	25.149	20.663	291.8	14	1'32.405	25.847	20.600	25.259	20.699	294.2				
13	1'38.174 P	30.69*	21.383	26.052	20.043	290.3	15	1'32.181	25.894	20.611	25.058	20.618	295.0				
14	1'37.177	28.051	21.462	26.363	21.301	289.5	16	1'39.586 P	28.67*	21.709	27.404	21.800	276.9				
15	1'32.827	26.119	20.702	25.289	20.717	291.1	17	1'45.147	35.523	22.012	26.264	21.348	290.3				
16	1'32.216	25.788	20.580	25.235	20.613	291.8	18	1'33.016	26.171	20.796	25.315	20.734	294.2				
17	1'31.921	25.661	20.536	25.077	20.647	291.8	19	1'36.556 *	28.59*	21.436	25.643	20.881	292.6				
18	1'32.056	25.724	20.580	25.125	20.627	291.8	20	1'31.986	25.771	20.544	25.120	20.551	295.8				
19	1'39.017 P	30.34*	21.225	27.112	20.338	284.2	21	1'32.199	25.794	20.540	25.291	20.574	294.2				
20	1'37.418	28.652	21.615	25.946	21.205	289.5	22	1'38.869 P	28.71*	21.653	26.439	22.062	287.2				
21	1'33.086	26.020	20.979	25.324	20.763	291.1	23	1'47.503	35.843	23.389	26.785	21.486	287.2				
22	1'32.404	25.763	20.743	25.211	20.687	290.3	24	1'33.368	26.402	20.875	25.271	20.820	295.0				
23	1'32.237	25.755	20.594	25.220	20.668	291.1	25	1'32.113	25.757	20.545	25.177	20.634	295.8				
24	1'32.163	25.745	20.609	25.209	20.600	291.8	26	1'38.386 P	28.26*	21.543	26.663	21.917	281.9				
25	1'36.969 P	29.63*	21.206	26.186	19.938	287.2	27	1'44.699	35.358	22.212	25.899	21.230	292.6				
26	1'36.663	28.406	21.604	25.533	21.120	292.6	28	1'32.477	26.047	20.709	25.011	20.710	295.0				
27	1'32.387	25.868	20.696	25.072	20.751	293.4	29	1'31.874	25.769	20.602	25.001	20.502	294.2				
28	1'31.650	25.695	20.538	24.885	20.532	294.2	30	1'31.477	25.581	20.486	24.919	20.491	295.0				
29	1'31.405	25.525	20.495	24.837	20.548	295.0	31	1'31.232	25.580	20.348	24.890	20.414	296.7				
30	1'31.635	25.644	20.474	24.933	20.584	293.4	32	1'36.602 P	27.50*	21.216	26.219	21.662	288.7				
31	1'29.630 P	25.458	20.402	24.862	18.908	294.2	33	1'44.469	35.359	21.630	26.208	21.272	289.5				
32	1'36.404	28.355	21.401	25.562	21.086	292.6	34	1'33.375	26.259	20.832	25.423	20.861	293.4				
33	1'32.254	25.841	20.767	24.963	20.683	293.4	35	1'32.036	25.864	20.498	25.087	20.587	295.0				
34	1'31.773	25.611	20.562	25.005	20.595	295.0	36	1'36.801 *	28.73*	22.143	25.117	20.802	296.7				
35	1'31.422	25.580	20.446	24.875	20.521	294.2	37	1'31.588	25.762	20.447	24.911	20.468	297.5				
36	1'31.473	25.611	20.481	24.857	20.524	294.2	PIT						27.586	21.538	26.921	21.579	272.7
37	1'31.416	25.530	20.442	24.909	20.535	293.4	<b>8th 21 Franco MORBIDELL</b> Monster Energy Yama ITA										
38	1'35.883 P	25.574	22.723	27.356	20.230	286.4	Runs=9 Total laps=44 Full laps=27 Valid laps=27										
39	1'36.898	28.524	21.475	25.744	21.155	291.1	1	1:34'07.134	32.784	23.000	26.274	21.614	286.4				
40	1'32.386	26.006	20.730	25.024	20.626	293.4	2	1'33.761	26.430	20.980	25.465	20.886	288.0				
41	1'31.918	25.703	20.602	25.010	20.603	293.4											

**Fastest Lap:** Luca MARINI Mooney VR46 Racing ITA **1'30.602** 25.412 20.265 24.627 20.298

These data/results cannot be reproduced, stored and/or transmitted in whole or in part by any manner of electronic, mechanical, photocopying, recording, broadcasting or otherwise now known or herein after developed without the previous express consent by the copyright owner, except for reproduction in daily press and regular printed publications on sale to the public within 60 days of the event related to those data/results and always provided that copyright symbol appears together as follows below.  
© DORNA, 2023

Official MotoGP Timing by TISSOT  
www.motogp.com





Day 1 Session 2

MotoGP

Lap	Lap Time	T1	T2	T3	T4	Speed	Lap	Lap Time	T1	T2	T3	T4	Speed
2	<b>1'33.436</b>	26.300	20.859	25.328	20.949	291.1	29	<b>1'34.882</b>	26.352	21.424	26.045	21.061	288.7
3	<b>1'32.930</b>	25.921	20.828	25.417	20.764	289.5	30	<b>1'32.241</b>	25.806	20.679	25.074	20.682	290.3
4	<b>1'32.276</b>	25.854	20.654	25.067	20.701	<b>292.6</b>	31	1'39.527 *	30.93 *	22.541	25.234	20.819	<b>292.6</b>
5	<b>1'31.834</b>	25.748	20.537	<b>24.838</b>	20.711	292.6	32	1'35.629 P	25.891	20.540	25.032	24.166	291.8
6	1'40.676 P	28.399	23.224	27.836	<b>21.217</b>	255.9	33	1'41.521	29.547	22.978	26.972	22.024	287.2
7	1'36.848	27.440	22.097	26.166	21.145	288.7	34	<b>1'40.536</b>	27.089	26.445	25.936	21.066	292.6
8	<b>1'33.127</b>	26.026	20.841	25.372	20.888	291.8	35	<b>1'32.312</b>	25.940	20.599	25.175	20.598	292.6
9	<b>1'32.710</b>	25.825	20.773	25.287	20.825	290.3	36	<b>1'31.761</b>	25.813	<b>20.436</b>	24.926	20.586	291.8
10	<b>1'32.437</b>	25.909	20.665	25.128	20.735	290.3	37	1'36.985 P	27.736	21.648	26.849	<b>20.752</b>	280.5
11	<b>1'32.071</b>	25.743	20.561	25.077	20.690	291.1	38	1'39.031	29.376	22.182	26.291	21.182	288.0
12	1'43.761 P	29.481	24.659	27.667	<b>21.954</b>	246.0	39	<b>1'33.528</b>	26.047	21.358	25.385	20.738	291.1
13	1'34.179	25.884	21.517	25.780	20.998	288.7	40	<b>1'31.434</b>	<b>25.628</b>	20.466	<b>24.846</b>	<b>20.494</b>	291.8
14	<b>1'32.338</b>	25.827	20.763	25.048	20.700	290.3		PIT	28.027	22.032	26.802	21.294	281.9
15	<b>1'31.841</b>	25.658	20.598	24.964	20.621	290.3	<b>13th 5 Johann ZARCO</b> Prima Pramac Racing FRA						
16	<b>1'31.418</b>	25.555	20.486	24.880	20.497	292.6		Runs=3	Total laps=14	Full laps=9	Valid laps=9		
17	<b>1'31.381</b>	<b>25.508</b>	<b>20.451</b>	24.931	<b>20.491</b>	290.3	1	17'57.920	28.779	22.891	26.098	21.252	289.5
18	1'44.165 P	29.54*	23.418	27.305	<b>23.902</b>	261.5	2	<b>1'33.771</b>	26.497	20.996	25.398	20.880	291.8
19	1'37.492	27.968	22.019	26.279	21.226	287.2	3	<b>1'33.140</b>	26.161	20.707	25.409	20.863	293.4
20	<b>1'33.476</b>	26.071	20.867	25.519	21.019	289.5	4	1'47.320 P	33.21*	23.763	27.425	<b>22.922</b>	279.7
21	<b>1'32.882</b>	25.932	20.738	25.306	20.906	290.3	5	1'36.744	28.309	21.788	25.660	20.987	289.5
22	1'42.559 P	30.036	23.400	27.895	<b>21.228</b>	253.5	6	<b>1'32.475</b>	26.021	20.520	25.147	20.787	291.1
23	1'35.010	26.396	21.510	26.040	21.064	288.7	7	<b>1'38.087</b>	29.614	21.759	25.698	21.016	291.1
24	<b>1'33.009</b>	26.103	20.808	25.302	20.796	290.3	8	1'38.346 P	26.047	<b>20.382</b>	28.568	<b>23.349</b>	263.4
25	<b>1'32.535</b>	25.870	20.682	25.235	20.748	289.5	9	1'38.190	28.926	22.240	25.899	21.125	290.3
	PIT	27.594	21.857	28.235	22.012	247.1	10	<b>1'32.213</b>	25.990	20.531	25.110	20.582	291.8
<b>12th 30 Takaaki NAKAGAMI</b> LCR Honda IDEMITS JPN							11	<b>1'31.826</b>	25.975	20.460	24.938	20.453	293.4
	Runs=8	Total laps=40	Full laps=25	Valid laps=24			12	<b>1'32.819</b>	25.966	20.426	25.064	21.363	292.6
1	1:17'20.447	28.895	23.505	27.568	22.233	280.5	13	<b>1'31.532</b>	<b>25.805</b>	20.441	<b>24.898</b>	<b>20.388</b>	<b>295.0</b>
2	<b>1'34.245</b>	26.764	20.881	25.769	20.831	288.0	14	<b>1'32.654</b>	26.131	20.555	25.248	20.720	295.0
3	<b>1'32.749</b>	26.033	20.624	25.386	20.706	288.7		PIT	26.013	20.952	26.109	24.990	289.5
4	<b>1'32.930</b>	25.954	20.637	25.423	20.916	288.7	<b>14th 93 Marc MARQUEZ</b> Repsol Honda Team SPA						
5	1'37.780 P	28.117	22.008	27.209	<b>20.446</b>	271.3		Runs=5	Total laps=28	Full laps=19	Valid laps=19		
6	1'43.798	30.770	23.632	27.205	22.191	282.7	1	56'32.810	33.440	22.613	26.734	21.630	283.4
7	<b>1'38.030</b>	28.982	21.552	26.233	21.263	285.7	2	<b>1'37.058</b>	26.838	22.820	26.184	21.216	286.4
8	<b>1'33.838</b>	26.550	20.859	25.576	20.853	285.7	3	<b>1'33.852</b>	26.418	20.932	25.647	20.855	288.0
9	<b>1'38.687</b>	30.935	21.178	25.705	20.869	288.0	4	<b>1'32.796</b>	26.067	20.723	25.396	20.610	289.5
10	<b>1'32.791</b>	26.128	20.671	25.283	20.709	286.4	5	1'42.927 P	31.65 *	23.228	26.601	<b>21.443</b>	281.2
11	1'37.531 P	28.239	21.876	26.595	<b>20.821</b>	280.5	6	1'40.481	31.440	21.753	25.957	21.331	288.7
12	1'39.866	28.585	22.827	26.783	21.671	284.2	7	<b>1'33.465</b>	26.214	20.873	25.479	20.899	291.1
13	<b>1'34.113</b>	26.444	20.816	25.786	21.067	287.2	8	<b>1'32.193</b>	25.962	20.538	25.224	20.469	292.6
14	<b>1'32.885</b>	26.126	20.637	25.399	20.723	285.7	9	<b>1'32.116</b>	25.943	20.394	25.302	20.477	291.8
15	<b>1'32.759</b>	26.059	20.602	25.470	20.628	287.2	10	1'34.342 P	27.463	21.168	26.127	19.584	288.7
16	1'38.755 P	28.052	21.939	27.727	<b>21.037</b>	252.3	11	1'39.702	29.816	21.960	26.431	21.495	287.2
17	1'41.129	29.182	23.149	26.979	21.819	281.9	12	<b>1'34.383</b>	26.427	20.757	25.964	21.235	290.3
18	<b>1'33.786</b>	26.610	20.804	25.543	20.829	286.4	13	<b>1'33.172</b>	25.988	20.594	25.561	21.029	291.1
19	<b>1'34.408</b>	25.993	20.662	25.296	22.457	286.4	14	<b>1'32.337</b>	25.863	20.502	25.436	20.536	291.8
20	<b>1'32.653</b>	26.029	20.559	25.360	20.705	285.7	15	<b>1'32.100</b>	25.806	20.494	25.344	20.456	291.8
21	1'37.538 P	28.059	22.239	27.022	<b>20.218</b>	279.0	16	<b>1'35.822</b>	27.373	21.599	25.857	20.993	290.3
22	1'43.484	28.428	26.078	27.401	21.577	278.3	17	<b>1'32.437</b>	25.972	20.538	25.353	20.574	291.8
23	<b>1'33.305</b>	26.323	20.801	25.467	20.714	288.0	18	1'38.865 P	29.12 *	22.308	27.520	19.917	262.7
24	<b>1'32.182</b>	25.828	20.496	25.196	20.662	287.2	19	1'40.010	29.492	22.028	26.865	21.625	272.7
25	<b>1'39.107</b>	28.996	23.420	25.814	20.877	285.7	20	<b>1'35.245</b>	26.596	20.954	25.557	22.138	289.5
26	<b>1'31.933</b>	25.773	20.517	25.087	20.556	287.2	21	<b>1'33.387</b>	25.736	20.891	25.864	20.896	287.2
27	1'38.422 P	27.916	22.194	27.564	<b>20.748</b>	267.3	22	<b>1'31.575</b>	<b>25.653</b>	20.400	25.185	<b>20.337</b>	291.8
28	1'40.146	29.152	22.643	26.751	21.600	288.0							

**Fastest Lap:** Luca MARINI Mooney VR46 Racing ITA **1'30.602** 25.412 20.265 24.627 20.298

These data/results cannot be reproduced, stored and/or transmitted in whole or in part by any manner of electronic, mechanical, photocopying, recording, broadcasting or otherwise now known or herein after developed without the previous express consent by the copyright owner, except for reproduction in daily press and regular printed publications on sale to the public within 60 days of the event related to those data/results and always provided that copyright symbol appears together as follows below.

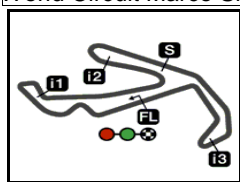
© DORNA, 2023

Official MotoGP Timing by TISSOT  
www.motogp.com









4226 m.

## Misano MotoGP™ Official Test

## Day 1 Session 2

## Best Partial Times

MotoGP™

IT Ideal Lap Time, sum of the best partial times

BT Best Lap Time

T1		T2		T3		T4				IT		BT	
Pos	Rider	Time	Rider	Time	Rider	Time	Rider	Time	Pos	Rider	IT	BT	
1	L.MARINI	25.364	J.MARTIN	20.170	M.VIÑALES	24.573	L.MARINI	20.298	1	L.MARINI	1'30.515	1'30.602	(1)
2	M.VIÑALES	25.390	B.BINDER	20.220	L.MARINI	24.627	J.MILLER	20.310	2	M.VIÑALES	1'30.721	1'30.836	(2)
3	F.QUARTARARO	25.458	L.MARINI	20.226	F.QUARTARARO	24.804	M.MARQUEZ	20.337	3	J.MARTIN	1'31.062	1'31.168	(4)
4	F.MORBIDELLI	25.497	J.MILLER	20.227	A.ESPARGARO	24.838	J.MIR	20.349	4	F.QUARTARAR	1'31.064	1'31.177	(6)
5	A.ESPARGARO	25.508	A.MARQUEZ	20.229	T.NAKAGAMI	24.846	B.BINDER	20.353	5	J.MILLER	1'31.067	1'31.175	(5)
6	R.FERNANDEZ	25.560	M.VIÑALES	20.261	M.OLIVEIRA	24.890	J.MARTIN	20.366	6	B.BINDER	1'31.109	1'31.154	(3)
7	J.MARTIN	25.568	R.FERNANDEZ	20.292	J.ZARCO	24.898	J.ZARCO	20.388	7	M.OLIVEIRA	1'31.232	1'31.232	(7)
8	B.BINDER	25.570	F.QUARTARARO	20.316	A.MARQUEZ	24.936	M.OLIVEIRA	20.414	8	F.MORBIDELLI	1'31.273	1'31.301	(8)
9	M.OLIVEIRA	25.580	J.MIR	20.343	J.MILLER	24.947	A.MARQUEZ	20.415	9	A.ESPARGAR	1'31.288	1'31.381	(11)
10	J.MILLER	25.583	F.MORBIDELLI	20.347	J.MARTIN	24.958	F.MORBIDELLI	20.449	10	R.FERNANDEZ	1'31.293	1'31.362	(10)
11	T.NAKAGAMI	25.628	M.OLIVEIRA	20.348	B.BINDER	24.966	R.FERNANDEZ	20.456	11	A.MARQUEZ	1'31.337	1'31.337	(9)
12	M.MARQUEZ	25.653	M.MARQUEZ	20.368	F.MORBIDELLI	24.980	A.FERNANDEZ	20.480	12	M.MARQUEZ	1'31.363	1'31.575	(14)
13	A.FERNANDEZ	25.673	J.ZARCO	20.382	R.FERNANDEZ	24.985	F.QUARTARARO	20.486	13	T.NAKAGAMI	1'31.404	1'31.434	(12)
14	J.MIR	25.700	A.FERNANDEZ	20.387	M.MARQUEZ	25.005	A.ESPARGARO	20.491	14	J.MIR	1'31.444	1'31.687	(16)
15	A.MARQUEZ	25.757	T.NAKAGAMI	20.436	A.FERNANDEZ	25.036	T.NAKAGAMI	20.494	15	J.ZARCO	1'31.473	1'31.532	(13)
16	J.ZARCO	25.805	A.ESPARGARO	20.451	J.MIR	25.052	M.VIÑALES	20.497	16	A.FERNANDEZ	1'31.576	1'31.686	(15)

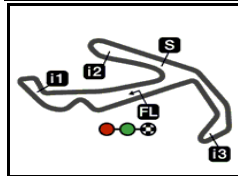
These data/results cannot be reproduced, stored and/or transmitted in whole or in part by any manner of electronic, mechanical, photocopying, recording, broadcasting or otherwise now known or herein after developed without the previous express consent by the copyright owner, except for reproduction in daily press and regular printed publications on sale to the public within 60 days of the event related to those data/results and always provided that copyright symbol appears together as follows below.

© DORNA, 2023

Official MotoGP Timing by TISSOT

www.motogp.com





4226 m.

## Misano MotoGP™ Official Test

### Day 1 Session 2

### Fastest Laps Sequence

<i>Practice Time</i>	 <i>Rider</i>	<i>Nation</i>	<i>Motorcycle</i>	<i>Time</i>	<i>Km/h</i>	<i>Rider's Lap</i>
19'31.691	5 Johann ZARCO	FRA	DUCATI	<b>1'33.771</b>	162.2	2
21'04.831	5 Johann ZARCO	FRA	DUCATI	<b>1'33.140</b>	163.3	3
27'26.958	10 Luca MARINI	ITA	DUCATI	<b>1'32.564</b>	164.3	3
28'58.799	10 Luca MARINI	ITA	DUCATI	<b>1'31.841</b>	165.6	4
32'02.464	10 Luca MARINI	ITA	DUCATI	<b>1'31.822</b>	165.6	6
33'34.181	10 Luca MARINI	ITA	DUCATI	<b>1'31.717</b>	165.8	7
59'49.011	5 Johann ZARCO	FRA	DUCATI	<b>1'31.532</b>	166.2	13
1:40'52.213	89 Jorge MARTIN	SPA	DUCATI	<b>1'31.505</b>	166.2	16
1:44'00.456	89 Jorge MARTIN	SPA	DUCATI	<b>1'31.473</b>	166.3	18
1:44'09.583	73 Alex MARQUEZ	SPA	DUCATI	<b>1'31.337</b>	166.5	17
2:03'03.093	89 Jorge MARTIN	SPA	DUCATI	<b>1'31.185</b>	166.8	24
2:04'34.261	89 Jorge MARTIN	SPA	DUCATI	<b>1'31.168</b>	166.8	25
3:08'38.749	12 Maverick VIÑALES	SPA	APRILIA	<b>1'31.042</b>	167.1	31
3:16'04.681	10 Luca MARINI	ITA	DUCATI	<b>1'30.863</b>	167.4	38
3:26'47.851	12 Maverick VIÑALES	SPA	APRILIA	<b>1'30.836</b>	167.4	35
3:42'45.401	10 Luca MARINI	ITA	DUCATI	<b>1'30.602</b>	167.9	47

These data/results cannot be reproduced, stored and/or transmitted in whole or in part by any manner of electronic, mechanical, photocopying, recording, broadcasting or otherwise now known or herein after developed without the previous express consent by the copyright owner, except for reproduction in daily press and regular printed publications on sale to the public within 60 days of the event related to those data/results and always provided that copyright symbol appears together as follows below.

© DORNA, 2023

