


4226 m.

Misano MotoGP™ Official Test

Day 1 Session 1

Classification

3

	Rider	Nation	Team	Motorcycle	Time	Lap	Total	Gap	Top Speed
1	89 Jorge MARTIN	SPA	Prima Pramac Racing	DUCATI	1'31.351	27	28		299.1
2	12 Maverick VIÑALES	SPA	Aprilia Racing	APRILIA	1'31.358	27	29	0.007 0.007	298.3
3	5 Johann ZARCO	FRA	Prima Pramac Racing	DUCATI	1'31.621	23	28	0.270 0.263	296.7
4	10 Luca MARINI	ITA	Mooney VR46 Racing Team	DUCATI	1'31.667	18	29	0.316 0.046	296.7
5	88 Miguel OLIVEIRA	POR	CryptoDATA RNF MotoGP Team	APRILIA	1'31.679	19	19	0.328 0.012	299.1
6	37 Augusto FERNANDEZ	SPA	GASGAS Factory Racing Tech3	KTM	1'31.742	40	40	0.391 0.063	295.8
7	20 Fabio QUARTARARO	FRA	Monster Energy Yamaha MotoGP	YAMAHA	1'31.797	32	34	0.446 0.055	295.8
8	25 Raul FERNANDEZ	SPA	CryptoDATA RNF MotoGP Team	APRILIA	1'31.835	21	32	0.484 0.038	295.0
9	43 Jack MILLER	AUS	Red Bull KTM Factory Racing	KTM	1'31.847	19	20	0.496 0.012	295.8
10	73 Alex MARQUEZ	SPA	Gresini Racing MotoGP	DUCATI	1'31.875	29	29	0.524 0.028	295.0
11	44 Poi ESPARGARO	SPA	GASGAS Factory Racing Tech3	KTM	1'32.055	33	33	0.704 0.180	296.7
12	41 Aleix ESPARGARO	SPA	Aprilia Racing	APRILIA	1'32.150	18	28	0.799 0.095	296.7
13	93 Marc MARQUEZ	SPA	Repsol Honda Team	HONDA	1'32.187	17	30	0.836 0.037	295.8
14	33 Brad BINDER	RSA	Red Bull KTM Factory Racing	KTM	1'32.212	19	27	0.861 0.025	298.3
15	6 Stefan BRADL	GER	HRC Team	HONDA	1'32.242	24	28	0.891 0.030	294.2
16	21 Franco MORBIDELLI	ITA	Monster Energy Yamaha MotoGP	YAMAHA	1'32.268	17	22	0.917 0.026	291.8
17	30 Takaaki NAKAGAMI	JPN	LCR Honda IDEMITSU	HONDA	1'32.303	27	34	0.952 0.035	292.6
18	36 Joan MIR	SPA	Repsol Honda Team	HONDA	1'32.316	20	20	0.965 0.013	293.4
Not classified									
	49 Fabio DI GIANNANTONIO	ITA	Gresini Racing MotoGP	DUCATI					
	72 Marco BEZZECCHI	ITA	Mooney VR46 Racing Team	DUCATI					

Practice condition: **Dry**Air: **26°**Humidity: **61%**Ground: **27°**

Fastest Lap:	Lap: 27	Jorge MARTIN	1'31.351	166.5 Km/h
Best Race Lap:	2022	Enea BASTIANINI	1'31.868	165.6 Km/h
All Time Lap Record:	2023	Jorge MARTIN	1'30.390	168.3 Km/h

The results are provisional until the end of the limit for protest and appeals.

Time limit for protest expires 30' after publication of the results - Time:

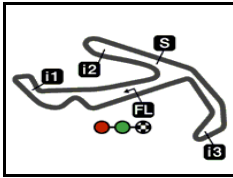
These data/results cannot be reproduced, stored and/or transmitted in whole or in part by any manner of electronic, mechanical, photocopying, recording, broadcasting or otherwise now known or herein after developed without the previous express consent by the copyright owner, except for reproduction in daily press and regular printed publications on sale to the public within 60 days of the event related to those data/results and always provided that copyright symbol appears together as follows below.

© DORNA, 2023

Official MotoGP Timing by TISSOT
www.motogp.com

Misano Adriatico, Monday, September 11, 2023





4226 m.

Misano MotoGP™ Official Test

Day 1 Session 1

Top Speed & Average

4



Rider	Nation	Motorcycle	Top 5 speeds					Average	Top
88 Miguel OLIVEIRA	POR	APRILIA	299.1	298.3	298.3	297.5	297.5	298.1	299.1
89 Jorge MARTIN	SPA	DUCATI	299.1	298.3	297.5	297.5	297.5	297.8	299.1
12 Maverick VIÑALES	SPA	APRILIA	298.3	298.3	298.3	296.7	296.7	297.2	298.3
33 Brad BINDER	RSA	KTM	298.3	297.5	297.5	297.5	296.7	297.1	298.3
5 Johann ZARCO	FRA	DUCATI	296.7	296.7	296.7	295.8	295.8	296.3	296.7
10 Luca MARINI	ITA	DUCATI	296.7	295.8	295.8	295.8	295.8	295.9	296.7
41 Aleix ESPARGARO	SPA	APRILIA	296.7	295.0	295.0	295.0	294.2	295.2	296.7
44 Pol ESPARGARO	SPA	KTM	296.7	295.8	295.8	295.8	295.0	295.7	296.7
20 Fabio QUARTARARO	FRA	YAMAHA	295.8	295.0	295.0	294.2	294.2	294.4	295.8
37 Augusto FERNANDEZ	SPA	KTM	295.8	294.2	294.2	294.2	293.4	294.0	295.8
43 Jack MILLER	AUS	KTM	295.8	295.8	295.8	295.8	295.0	295.4	295.8
93 Marc MARQUEZ	SPA	HONDA	295.8	295.0	295.0	294.2	294.2	294.7	295.8
25 Raul FERNANDEZ	SPA	APRILIA	295.0	295.0	293.4	293.4	293.4	293.9	295.0
73 Alex MARQUEZ	SPA	DUCATI	295.0	295.0	295.0	295.0	295.0	295.0	295.0
6 Stefan BRADL	GER	HONDA	294.2	294.2	293.4	293.4	293.4	293.7	294.2
36 Joan MIR	SPA	HONDA	293.4	293.4	293.4	292.6	292.6	292.9	293.4
30 Takaaki NAKAGAMI	JPN	HONDA	292.6	292.6	291.8	291.8	291.8	292.0	292.6
21 Franco MORBIDELLI	ITA	YAMAHA	291.8	291.1	291.1	291.1	291.1	291.2	291.8

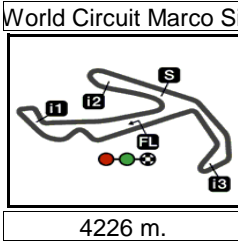
These data/results cannot be reproduced, stored and/or transmitted in whole or in part by any manner of electronic, mechanical, photocopying, recording, broadcasting or otherwise now known or herein after developed without the previous express consent by the copyright owner, except for reproduction in daily press and regular printed publications on sale to the public within 60 days of the event related to those data/results and always provided that copyright symbol appears together as follows below.

© DORNA, 2023

Official MotoGP Timing by TISSOT
www.motogp.com



Misano Adriatico, Monday, September 11, 2023



4226 m.

Misano MotoGP™ Official Test**Day 1 Session 1****Chronological Analysis of Performances****5**

* Lap / Sector time cancelled

T1 Time from finish line to 1st intermedate

T3 Time from 2nd intermed. to 3rd intermed.

P Crossing the finish line in pit lane

T2 Time from 1st intermed. to 2nd intermed.

T4 Time from 3rd intermedate to finish line

Lap	Lap Time	T1	T2	T3	T4	Speed	Lap	Lap Time	T1	T2	T3	T4	Speed	
1st	89	Jorge MARTIN Prima Pramac Racing SPA						13	1'50.056 P	34.739	21.990	27.550	25.777	288.7
		Runs=5	Total laps=28	Full laps=19	Valid laps=18		14	1'42.894	34.265	21.599	25.842	21.188	294.2	
1	1:35'07.906	32.261	22.829	26.978	21.866	291.8	15	1'32.926	26.208	20.789	25.094	20.835	295.8	
2	1'36.008	28.318	20.822	25.718	21.150	299.1	16	1'32.647	26.185	20.650	25.138	20.674	296.7	
3	1'36.270 P	25.98*	20.678	25.458	24.145	297.5	17	1'32.036	25.820	20.613	24.953	20.650	296.7	
4	1'41.495	30.769	22.275	26.890	21.561	291.1	18	1'37.231 P	27.85*	21.180	25.826	22.369	293.4	
5	1'33.363	26.425	20.682	25.311	20.945	295.0	19	1'45.074	35.608	21.814	26.121	21.531	292.6	
6	1'34.005	25.932	20.718	25.959	21.396	296.7	20	1'33.769	26.424	20.939	25.374	21.032	293.4	
7	1'32.556	25.998	20.496	25.325	20.737	295.8	21	1'34.951 *	27.57*	20.983	25.388	21.007	295.8	
8	1'32.332	25.985	20.472	25.186	20.689	297.5	22	1'35.360	26.168	20.702	27.422	21.068	284.9	
9	1'33.349 *	26.03*	20.644	25.571	21.100	295.0	23	1'36.302 *	29.40*	20.957	25.114	20.830	295.8	
10	1'38.919 P	27.41*	21.265	26.258	23.985	289.5	24	1'38.675 P	26.060	20.796	28.489	23.330	281.9	
11	1'40.036	30.267	22.315	26.109	21.345	292.6	25	1'41.605	34.158	21.300	25.145	21.002	294.2	
12	1'32.551	26.103	20.618	25.095	20.735	295.8	26	1'31.658	25.747	20.660	24.697	20.554	295.8	
13	1'31.980	25.932	20.404	25.018	20.626	297.5	27	1'31.358	25.641	20.609	24.609	20.499	296.7	
14	1'31.851	25.831	20.442	25.025	20.553	297.5	28	1'33.339	26.688	20.819	25.034	20.798	295.8	
15	1'31.784	25.780	20.378	25.081	20.545	296.7	29	1'31.800	25.767	20.559	24.800	20.674	295.8	
16	1'31.667	25.760	20.309	25.012	20.586	298.3		PIT	27.114	21.613	25.815	22.415	293.4	
17	1'42.374 P	27.76*	23.340	27.359	23.912	293.4								
18	1'36.531	27.083	22.035	25.838	21.575	297.5	3rd	5	Johann ZARCO Prima Pramac Racing FRA					
19	1'32.559	26.130	20.559	25.021	20.849	295.8			Runs=6	Total laps=28	Full laps=17	Valid laps=17		
20	1'31.982	25.835	20.503	24.965	20.679	295.0	1	46'13.538	35.043	23.343	26.865	22.179	291.8	
21	1'31.900	25.807	20.407	25.069	20.617	296.7	2	1'37.079	27.561	21.652	26.173	21.693	292.6	
22	1'31.565	25.733	20.376	24.958	20.498	296.7	3	1'34.814	26.695	21.295	25.565	21.259	295.0	
23	1'41.688 P	28.72*	21.761	27.810	23.388	279.0	4	1'41.346 P	29.189	22.409	26.938	22.810	290.3	
24	1'42.383	33.161	21.662	25.837	21.723	294.2	5	1'40.067	29.445	22.432	26.282	21.908	294.2	
25	1'32.587	26.099	20.576	25.205	20.707	295.0	6	1'36.228	26.817	21.432	26.181	21.798	295.0	
26	1'31.928	25.935	20.441	24.944	20.608	295.8	7	1'33.859	26.444	20.945	25.414	21.056	295.8	
27	1'31.351	25.668	20.261	24.992	20.430	295.0	8	1'38.593 P	27.592	21.713	26.814	22.474	288.7	
28	1'31.918	25.654	20.593	25.067	20.604	295.8	9	1'39.438	28.766	22.704	26.486	21.482	291.1	
	PIT	25.786	21.325	30.102	21.941	227.3	10	1'33.690	26.508	20.967	25.271	20.944	296.7	
2nd	12	Maverick VIÑALES Aprilia Racing SPA						11	1'33.337	26.332	20.922	25.300	20.783	294.2
		Runs=6	Total laps=29	Full laps=19	Valid laps=17		12	1'32.960	26.251	20.835	25.066	20.808	295.8	
1	34'27.718	34.932	22.213	26.422	21.744	294.2	13	1'32.257	26.031	20.585	25.020	20.621	296.7	
2	1'36.890	27.347	21.972	26.037	21.534	295.0	14	1'38.039 P	26.024	20.482	26.764	24.769	281.9	
3	1'36.126	26.889	21.238	26.683	21.316	291.1	15	1'38.236	28.903	22.067	26.031	21.235	290.3	
4	1'36.354	27.635	21.226	26.124	21.369	295.0	16	1'33.071	26.305	20.790	25.235	20.741	295.0	
5	1'35.398	26.708	21.187	25.614	21.889	296.7	17	1'32.028	25.953	20.446	24.963	20.666	295.0	
6	1'36.868 P	26.712	21.538	25.682	22.936	295.8	18	1'31.839	25.842	20.405	24.953	20.639	294.2	
7	1'44.209	34.955	21.756	26.098	21.400	296.7	19	1'31.847	25.924	20.433	24.900	20.590	295.8	
8	1'34.810	26.924	21.191	25.505	21.190	298.3	20	1'41.445 P	30.515	21.314	25.995	23.621	295.0	
9	1'33.520	26.469	20.871	25.241	20.939	298.3	21	1'36.749	28.022	21.880	25.850	20.997	292.6	
10	1'33.213	26.271	20.733	25.339	20.870	296.7	22	1'32.056	25.943	20.554	24.916	20.643	293.4	
11	1'32.689	26.095	20.775	25.031	20.788	298.3	23	1'31.621	25.798	20.465	24.753	20.605	296.7	
12	1'37.942 P	26.184	20.812	27.608	23.338	282.7	24	1'35.902 P	26.240	20.669	25.760	23.233	293.4	
							25	1'36.975	28.456	21.839	25.682	20.998	291.1	

Fastest Lap: Jorge MARTIN Prima Pramac Racing SPA **1'31.351** 25.668 20.261 24.992 20.430

These data/results cannot be reproduced, stored and/or transmitted in whole or in part by any manner of electronic, mechanical, photocopying, recording, broadcasting or otherwise now known or herein after developed without the previous express consent by the copyright owner, except for reproduction in daily press and regular printed publications on sale to the public within 60 days of the event related to those data/results and always provided that copyright symbol appears together as follows below.
© DORNA, 2023



Day 1 Session 1

MotoGP

Lap	Lap Time	T1	T2	T3	T4	Speed	Lap	Lap Time	T1	T2	T3	T4	Speed
26	1'33.547	26.156	20.732	25.635	21.024	292.6	17	1'31.870	25.790	20.678	24.913	20.489	298.3
27	1'32.344	26.096	20.596	24.968	20.684	294.2	18	1'34.446	26.743	21.179	25.675	20.849	293.4
28	1'32.292	25.981	20.522	25.039	20.750	292.6	19	1'31.679	25.748	20.496	24.951	20.484	295.0
	PIT	31.399	24.628	27.417	23.533	284.2		PIT	27.296	21.401	26.307	21.484	284.9

4th	10	Luca MARINI	Mooney VR46 Racing	ITA
		Runs=6	Total laps=29	Full laps=18 Valid laps=18

1	1:08'50.190	34.148	22.889	26.888	22.418	294.2
2	1'35.661	27.024	21.512	25.669	21.456	295.8
3	1'33.746	26.338	21.038	25.342	21.028	295.8
4	1'40.542 P	28.707	22.815	27.272	21.748	291.8
5	1'42.252	31.027	22.759	26.862	21.604	288.0
6	1'34.118	26.380	21.409	25.398	20.931	294.2
7	1'32.410	25.881	20.830	24.935	20.764	295.8
8	1'32.059	25.806	20.651	24.940	20.662	295.8
9	1'37.679 P	28.24*	22.147	26.768	20.520	291.1
10	1'37.866	27.760	22.146	26.301	21.659	291.8
11	1'33.566	26.378	20.987	25.164	21.037	293.4
12	1'32.610	25.941	20.758	25.084	20.827	293.4
13	1'32.223	25.813	20.649	24.994	20.767	294.2
14	1'44.419 P	32.81*	22.847	27.320	21.437	287.2
15	1'38.056	28.071	22.323	26.023	21.639	293.4
16	1'33.393	26.236	20.985	25.302	20.870	291.8
17	1'32.129	25.770	20.732	24.884	20.743	295.8
18	1'31.667	25.763	20.484	24.835	20.585	295.8
19	1'31.715	25.590	20.531	24.918	20.676	295.8
20	1'41.863 P	31.59*	22.294	26.991	20.980	291.1
21	1'37.941	28.548	22.276	25.787	21.330	293.4
22	1'32.768	25.996	20.760	25.187	20.825	295.0
23	1'32.091	25.713	20.722	24.986	20.670	295.0
24	1'31.759	25.788	20.521	24.871	20.579	296.7
25	1'41.038 P	29.849	22.316	26.939	21.934	284.9
26	1'37.822	28.387	21.973	26.103	21.359	291.8
27	1'33.053	26.054	20.913	25.202	20.884	293.4
28	1'32.282	25.878	20.618	25.009	20.777	295.0
29	1'31.878	25.764	20.607	24.912	20.595	295.0
	PIT	29.650	22.682	31.212	22.258	286.4

5th	88	Miguel OLIVEIRA	CryptoDATA RNF Mot POR
		Runs=3	Total laps=19 Full laps=14 Valid laps=14

1	1:33'08.956	36.736	23.076	26.467	21.803	291.8
2	1'34.608	27.033	21.202	25.419	20.954	296.7
3	1'32.448	26.072	20.466	25.208	20.702	298.3
4	1'32.114	25.918	20.547	25.002	20.647	299.1
5	1'31.743	25.761	20.520	24.874	20.588	297.5
6	1'37.641 P	27.53*	21.921	26.342	21.839	284.2
7	1'47.540	37.396	22.410	26.114	21.620	291.1
8	1'34.054	26.653	21.069	25.461	20.871	295.0
9	1'32.905	26.030	20.934	25.135	20.806	295.8
10	1'32.020	25.900	20.592	25.003	20.525	297.5
11	1'31.892	25.753	20.580	24.960	20.599	296.7
12	1'31.923	25.851	20.505	24.993	20.574	295.0
13	1'40.831 P	28.70*	21.885	28.464	21.777	215.1
14	1'51.097	36.463	23.592	29.234	21.808	223.1
15	1'34.077	26.841	21.086	25.223	20.927	294.2
16	1'32.314	25.988	20.620	25.092	20.614	293.4

6th	37	Augusto FERNAND	GASGAS Factory Rac SPA
		Runs=6	Total laps=40 Full laps=29 Valid laps=29

1	53'01.468	37.590	23.951	27.611	22.618	288.7
2	1'38.012	27.991	21.861	26.534	21.626	291.1
3	1'34.433	26.621	21.115	25.773	20.924	293.4
4	1'33.773	26.398	20.817	25.674	20.884	290.3
5	1'33.469	26.255	20.814	25.564	20.836	294.2
6	1'32.916	26.145	20.722	25.336	20.713	295.8
7	1'39.975 P	29.469	21.678	26.810	22.018	289.5
8	1'49.398	36.120	23.393	28.097	21.788	254.7
9	1'35.420	26.905	21.084	26.430	21.001	280.5
10	1'32.871	26.104	20.874	25.242	20.651	294.2
11	1'32.761	26.103	20.640	25.324	20.694	294.2
12	1'32.506	26.060	20.593	25.235	20.618	293.4
13	1'40.793 P	29.394	22.353	26.836	22.210	282.7
14	1'50.975	38.791	24.104	26.593	21.487	288.7
15	1'33.276	26.304	20.903	25.335	20.734	292.6
16	1'32.666	26.030	20.735	25.242	20.659	293.4
17	1'32.575	25.987	20.582	25.327	20.679	291.8
18	1'32.464	26.041	20.573	25.189	20.661	292.6
19	1'32.059	25.863	20.488	25.148	20.560	291.8
20	1'32.725	26.115	20.625	25.273	20.712	291.8
21	1'34.820 P	25.996	20.631	25.347	22.846	291.8
22	1'47.148	35.894	22.667	26.701	21.886	287.2
23	1'37.513	26.414	22.484	27.241	21.374	288.0
24	1'32.757	25.993	20.750	25.332	20.682	293.4
25	1'31.956	25.797	20.555	25.038	20.566	291.8
26	1'31.794	25.823	20.512	24.955	20.504	292.6
27	1'38.459 P	28.549	21.768	26.391	21.751	282.7
28	1'45.410	35.421	22.230	26.373	21.386	288.7
29	1'33.302	26.263	20.855	25.381	20.803	291.1
30	1'32.328	26.013	20.509	25.213	20.593	291.1
31	1'32.082	25.820	20.582	25.163	20.517	291.8
32	1'31.913	25.908	20.426	25.033	20.546	291.8
33	1'31.919	25.758	20.374	25.219	20.568	291.1
34	1'44.062 P	29.966	23.784	29.532	20.780	251.1
35	1'49.864	36.456	22.127	29.759	21.522	234.7
36	1'33.662	26.359	21.079	25.410	20.814	290.3
37	1'32.541	25.979	20.642	25.237	20.683	291.1
38	1'32.134	25.906	20.496	25.192	20.540	291.8
39	1'32.072	25.933	20.429	25.179	20.531	290.3
40	1'31.742	25.769	20.385	25.064	20.524	290.3
	PIT	30.445	23.118	26.610	21.396	284.2

7th	20	Fabio QUARTARAR	Monster Energy Yama FRA
		Runs=6	Total laps=34 Full laps=23 Valid laps=23

1	1:08'59.102	31.398	22.787	26.905	21.994	290.3
2	1'35.402	27.250	21.219	25.815	21.118	294.2
3	1'33.657	26.419	20.922	25.442	20.874	293.4
4	1'33.157	26.170	20.777	25.327	20.883	295.8
5	1'32.944	26.050	20.803	25.380	20.711	294.2

Fastest Lap:	Jorge MARTIN	Prima Pramac Racing	SPA	1'31.351	25.668	20.261	24.992	20.430
---------------------	--------------	---------------------	-----	-----------------	--------	--------	--------	--------

These data/results cannot be reproduced, stored and/or transmitted in whole or in part by any manner of electronic, mechanical, photocopying, recording, broadcasting or otherwise now known or herein after developed without the previous express consent by the copyright owner, except for reproduction in daily press and regular printed publications on sale to the public within 60 days of the event related to those data/results and always provided that copyright symbol appears together as follows below.
© DORNA, 2023

Official MotoGP Timing by TISSOT
www.motogp.com



Day 1 Session 1

MotoGP

Lap	Lap Time	T1	T2	T3	T4	Speed	Lap	Lap Time	T1	T2	T3	T4	Speed
6	1'32.832	26.048	20.723	25.309	20.752	294.2	25	1'32.309	25.873	20.624	25.102	20.710	291.1
7	1'40.053 P	28.91*	22.480	27.297	21.363	279.7	26	1'32.339	26.077	20.571	24.932	20.759	291.8
8	1'43.709	33.015	22.312	26.683	21.699	289.5	27	1'32.006	25.841	20.578	24.973	20.614	293.4
9	1'34.659	27.080	21.063	25.478	21.038	291.8	28	1'37.821 P	27.658	21.619	26.304	22.240	284.2
10	1'33.195	26.179	20.762	25.490	20.764	292.6	29	1'44.362	33.100	22.164	27.020	22.078	288.7
11	1'32.690	26.046	20.692	25.267	20.685	292.6	30	1'33.525	26.354	21.052	25.347	20.772	291.1
12	1'32.761	25.961	20.741	25.231	20.828	293.4	31	1'32.720	25.880	20.802	25.201	20.837	291.8
13	1'32.543	25.943	20.597	25.198	20.805	292.6	32	1'33.993	26.708	21.010	25.296	20.979	292.6
14	1'37.053 P	28.05*	22.745	25.744	20.507	295.0		PIT	25.878	20.694	25.098	22.052	293.4
15	1'40.358	30.509	22.139	26.168	21.542	294.2	9th 43 Jack MILLER Red Bull KTM Factory AUS						
16	1'33.410	26.298	20.993	25.237	20.882	294.2	Runs=4 Total laps=20 Full laps=13 Valid laps=13						
17	1'32.790	25.989	20.759	25.241	20.801	295.0	1	58'56.356	32.172	22.862	27.708	22.248	289.5
18	1'32.410	25.897	20.623	25.130	20.760	294.2	2	1'36.893	27.558	21.800	26.250	21.285	295.8
19	1'38.817 P	25.871	25.182	25.919	21.845	294.2	3	1'41.592 P	26.878	21.089	29.069	24.556	295.0
20	1'39.506	29.993	21.766	26.448	21.299	288.0	4	1'42.691	32.424	22.377	26.478	21.412	291.8
21	1'33.046	26.093	20.912	25.212	20.829	292.6	5	1'34.173	26.729	20.967	25.610	20.867	295.8
22	1'32.447	25.825	20.664	25.284	20.674	291.8	6	1'33.222	26.350	20.810	25.355	20.707	295.8
23	1'32.288	25.795	20.635	25.252	20.606	291.1	7	1'32.637	26.156	20.612	25.244	20.625	295.8
24	1'32.055	25.719	20.636	25.073	20.627	294.2	8	1'40.265 P	28.75*	22.760	27.030	21.718	284.9
25	1'31.891	25.666	20.588	25.057	20.580	293.4	9	1'40.527	29.869	22.475	26.614	21.569	291.1
26	1'38.766 P	28.99*	21.646	27.552	20.576	274.8	10	1'40.753	27.677	25.611	26.023	21.442	293.4
27	1'39.996	30.996	21.913	25.754	21.333	291.8	11	1'33.039	26.215	20.760	25.293	20.771	295.0
28	1'32.932	26.166	20.852	25.201	20.713	294.2	12	1'32.413	25.928	20.582	25.189	20.714	295.0
29	1'32.340	25.881	20.638	25.157	20.664	294.2	13	1'32.195	26.011	20.470	25.151	20.563	293.4
30	1'31.980	25.741	20.585	25.073	20.581	292.6	14	1'38.529 P	28.77*	22.373	26.446	20.938	288.0
31	1'31.977	25.770	20.564	25.056	20.587	292.6	15	1'38.063	28.237	22.248	26.292	21.286	290.3
32	1'31.797	25.774	20.525	24.924	20.574	293.4	16	1'33.217	26.501	20.749	25.244	20.723	294.2
33	1'40.116 P	30.10*	21.720	26.915	21.375	291.8	17	1'32.483	26.127	20.568	25.206	20.582	294.2
34	1'38.193	29.560	21.497	26.049	21.087	288.7	18	1'35.230	26.025	20.434	28.152	20.619	286.4
8th 25 Raul FERNANDEZ CryptoDATA RNF Mot SPA							10th 73 Alex MARQUEZ Gresini Racing MotoGP SPA						
Runs=6 Total laps=32 Full laps=21 Valid laps=19							Runs=4 Total laps=29 Full laps=22 Valid laps=22						
1	44'55.991	35.765	23.044	26.986	21.818	289.5	1	1:03'11.924	35.685	23.074	27.436	22.483	290.3
2	1'35.333	27.188	21.348	25.769	21.028	291.8	2	1'36.385	27.502	21.473	25.933	21.477	295.0
3	1'34.108	26.730	20.968	25.502	20.908	292.6	3	1'34.062	26.663	20.966	25.387	21.046	295.0
4	1'33.967	26.553	20.999	25.482	20.933	295.0	4	1'32.914	26.209	20.732	25.163	20.810	295.0
5	1'39.265 P	29.027	21.897	26.515	21.826	291.1	5	1'32.596	25.938	20.824	25.075	20.759	295.0
6	1'45.026	34.819	21.924	26.757	21.526	288.7	6	1'32.852	26.136	20.674	25.116	20.926	295.0
7	1'34.067	26.617	21.056	25.515	20.879	293.4	7	1'36.909 P	28.012	21.302	26.103	21.492	290.3
8	1'33.251	26.305	20.793	25.229	20.924	292.6	8	1'42.150	29.753	23.160	26.740	22.497	291.8
9	1'33.059	26.167	20.777	25.337	20.778	295.0	9	1'35.538	27.098	21.338	25.621	21.481	295.0
10	1'37.820 P	28.352	22.087	26.403	20.978	289.5	10	1'33.341	26.348	20.794	25.227	20.972	294.2
11	1'44.305	35.546	21.819	25.832	21.108	291.1	11	1'32.711	26.146	20.638	25.196	20.731	294.2
12	1'34.773 *	27.27*	21.135	25.461	20.904	291.8	12	1'32.252	25.995	20.492	25.060	20.705	295.0
13	1'32.979	26.196	20.787	25.265	20.731	291.8	13	1'32.165	25.909	20.568	25.040	20.648	294.2
14	1'32.935	26.051	20.716	25.179	20.989	293.4	14	1'38.272 P	28.090	21.689	27.070	21.423	284.2
15	1'37.260 P	27.098	23.329	25.893	20.940	292.6	15	1'42.038	30.990	22.356	26.676	22.016	284.2
16	1'43.946	34.854	21.950	25.958	21.184	290.3	16	1'34.450	26.566	21.215	25.548	21.121	291.1
17	1'33.245	26.268	20.931	25.247	20.799	288.0	17	1'32.650	26.015	20.756	25.076	20.803	293.4
18	1'32.242	25.975	20.598	25.059	20.610	291.1	18	1'32.231	25.842	20.502	25.262	20.625	294.2
19	1'32.230	25.841	20.719	25.069	20.601	291.1	19	1'31.880	25.744	20.409	25.067	20.660	293.4
20	1'39.264	27.648	21.452	28.999	21.165	244.8	20	1'32.053	25.788	20.508	25.074	20.683	293.4
21	1'31.835	25.815	20.507	24.888	20.625	293.4							
22	1'35.252 P	27.74*	21.535	25.560	20.411	291.1							
23	1'45.984	37.205	21.913	25.755	21.111	292.6							
24	1'34.611 *	27.14*	21.128	25.425	20.910	291.8							

Fastest Lap: Jorge MARTIN Prima Pramac Racing SPA **1'31.351** 25.668 20.261 24.992 20.430

These data/results cannot be reproduced, stored and/or transmitted in whole or in part by any manner of electronic, mechanical, photocopying, recording, broadcasting or otherwise now known or herein after developed without the previous express consent by the copyright owner, except for reproduction in daily press and regular printed publications on sale to the public within 60 days of the event related to those data/results and always provided that copyright symbol appears together as follows below.
© DORNA, 2023

Official MotoGP Timing by TISSOT
www.motogp.com



Day 1 Session 1

MotoGP

Lap	Lap Time	T1	T2	T3	T4	Speed	Lap	Lap Time	T1	T2	T3	T4	Speed
21	1'31.982	25.780	20.514	24.982	20.706	294.2	7	1'38.704	27.969	22.363	26.485	21.887	289.5
22	1'38.783 P	28.39*	21.504	26.622	22.265	269.3	8	1'34.737	26.614	21.374	25.447	21.302	293.4
23	1'40.153	29.661	22.272	26.399	21.821	287.2	9	1'33.653	26.278	21.100	25.257	21.018	293.4
24	1'35.903	26.789	21.000	26.348	21.766	291.8	10	1'32.776	26.042	20.909	24.956	20.869	294.2
25	1'32.954	25.989	20.701	25.421	20.843	289.5	11	1'32.359	25.865	20.774	24.974	20.746	295.0
26	1'32.323	25.958	20.576	25.104	20.685	292.6	12	1'43.499 P	28.75*	23.714	27.852	23.180	248.2
27	1'32.055	25.823	20.503	25.102	20.627	291.1	13	1'40.793	29.924	22.757	26.515	21.597	286.4
28	1'32.092	25.837	20.561	25.019	20.675	292.6	14	1'34.532	26.566	21.225	25.572	21.169	291.8
29	1'31.875	25.775	20.490	25.050	20.560	293.4	15	1'32.926	26.079	20.910	25.076	20.861	293.4
	PIT	27.784	21.727	28.751	21.297	189.8	16	1'32.752	25.962	20.819	25.118	20.853	295.0

11th 44 **PoI ESPARGARO** GASGAS Factory Rac SPA

Runs=6 Total laps=33 Full laps=22 Valid laps=22

1	1:15'32.696	31.452	23.085	27.505	22.156	288.0
2	1'37.454	27.803	21.259	26.875	21.517	291.1
3	1'33.581	26.262	20.800	25.534	20.985	295.0
4	1'33.477	26.256	20.716	25.573	20.932	295.8
5	1'38.987	26.127	23.778	27.516	21.566	278.3
6	1'33.108	26.175	20.663	25.500	20.770	296.7
7	1'32.797	25.986	20.545	25.636	20.630	295.0
8	1'32.699	25.980	20.603	25.425	20.691	295.8
9	1'42.744 P	30.05*	24.200	27.858	20.630	270.6
10	1'41.980	28.416	24.959	26.692	21.913	291.8
11	1'34.645	26.453	21.249	25.726	21.217	293.4
12	1'32.897	25.924	20.876	25.365	20.732	294.2
13	1'32.649	25.858	20.733	25.301	20.757	294.2
14	1'40.180	25.988	25.601	26.903	21.688	286.4
15	1'34.160	25.955	20.651	26.172	21.382	288.0
16	1'32.413	25.903	20.637	25.281	20.592	295.8
17	1'38.751 P	28.93*	22.278	26.945	20.595	284.2
18	1'42.863	31.805	22.260	26.995	21.803	290.3
19	1'43.070 P	28.225	26.954	27.078	20.813	286.4
20	1'39.899	28.513	22.429	26.957	22.000	291.1
21	1'35.196	26.457	21.311	26.169	21.259	291.1
22	1'32.845	26.071	20.738	25.305	20.731	294.2
23	1'32.739	25.963	20.568	25.329	20.879	294.2
24	1'36.868 P	28.50*	21.805	26.226	20.329	290.3
25	1'44.421	28.317	23.225	30.696	22.183	185.8
26	1'40.032	27.233	21.580	26.714	24.505	280.5
27	1'38.157 P	29.01*	21.863	26.578	20.705	283.4
28	1'42.686	29.194	24.718	26.937	21.837	292.6
29	1'34.376	26.351	20.944	25.878	21.203	289.5
30	1'32.685	25.952	20.572	25.373	20.788	291.8
31	1'32.112	25.726	20.610	25.184	20.592	292.6
32	1'41.597	32.062	21.821	26.415	21.299	288.7
33	1'32.055	25.847	20.432	25.212	20.564	294.2
	PIT	28.445	22.893	27.067	20.423	279.0

12th 41 **Aleix ESPARGARO** Aprilia Racing SPA

Runs=6 Total laps=28 Full laps=17 Valid laps=17

1	34'12.246	28.090	23.635	27.408	23.428	288.0
2	1'39.752	27.985	22.592	26.671	22.504	288.7
3	1'37.449	27.269	21.841	26.220	22.119	290.3
4	1'40.095 P	27.024	22.065	28.135	22.871	257.7
5	1'51.747	32.114	27.793	28.380	23.460	276.2
6	1'42.365 P	28.646	22.844	27.610	23.265	280.5

13th 93 **Marc MARQUEZ** Repsol Honda Team SPA

Runs=5 Total laps=30 Full laps=21 Valid laps=21

1	1:21'22.100	35.208	22.962	27.194	22.143	289.5
2	1'36.795	27.541	21.448	26.109	21.697	292.6
3	1'33.575	26.336	20.856	25.450	20.933	295.8
4	1'33.349	26.119	20.922	25.505	20.803	295.0
5	1'33.195	25.982	20.720	25.403	21.090	295.0
6	1'38.344 P	27.968	22.231	27.161	20.984	274.8
7	1'41.326	30.656	22.474	26.402	21.794	288.7
8	1'36.896	28.654	21.355	25.680	21.207	294.2
9	1'34.461	26.606	21.142	25.789	20.924	291.1
10	1'33.114	26.129	20.828	25.474	20.683	291.1
11	1'33.600	26.114	20.675	25.671	21.140	292.6
12	1'32.732	26.051	20.729	25.228	20.724	294.2
13	1'40.688 P	28.76*	23.831	26.879	21.215	284.9
14	1'42.846	31.825	22.866	26.379	21.776	291.8
15	1'34.118	26.325	20.985	25.870	20.938	288.0
16	1'32.708	25.980	20.732	25.297	20.699	292.6
17	1'32.187	25.920	20.593	25.206	20.468	291.8
18	1'37.062 P	28.22*	21.942	26.320	20.575	288.0
19	1'43.532	33.015	22.328	26.655	21.534	288.0
20	1'36.589	27.448	21.436	26.639	21.066	286.4
21	1'33.074	26.176	20.804	25.437	20.657	294.2
22	1'32.478	25.990	20.472	25.420	20.596	293.4
23	1'35.900	27.371	21.465	26.083	20.981	288.7
24	1'32.678	26.027	20.663	25.404	20.584	291.8
25	1'39.722 P	29.75*	22.080	27.154	20.733	281.2
26	1'42.172	31.929	22.129	26.465	21.649	288.0
27	1'35.001	26.531	21.104	25.817	21.549	289.5
28	1'33.040	26.199	20.811	25.394	20.636	289.5
29	1'32.590	25.957	20.605	25.491	20.537	289.5
30	1'32.331	25.904	20.628	25.299	20.500	290.3

Fastest Lap: Jorge MARTIN Prima Pramac Racing SPA **1'31.351** 25.668 20.261 24.992 20.430

These data/results cannot be reproduced, stored and/or transmitted in whole or in part by any manner of electronic, mechanical, photocopying, recording, broadcasting or otherwise now known or herein after developed without the previous express consent by the copyright owner, except for reproduction in daily press and regular printed publications on sale to the public within 60 days of the event related to those data/results and always provided that copyright symbol appears together as follows below.
© DORNA, 2023

Official MotoGP Timing by TISSOT
www.motogp.com



Day 1 Session 1

MotoGP

Lap	Lap Time	T1	T2	T3	T4	Speed	Lap	Lap Time	T1	T2	T3	T4	Speed							
PIT							22	1'32.696	26.116	20.598	25.250	20.732	290.3							
14th 33 Brad BINDER Red Bull KTM Factory RSA Runs=4 Total laps=27 Full laps=20 Valid laps=20							23	1'37.284 *	27.59*	22.757	26.017	20.913	291.1							
1	50'17.805	37.806	23.666	27.276	22.457	291.1	24	1'32.242	25.921	20.631	25.096	20.594	291.8							
2	1'37.193	28.083	21.441	26.276	21.393	295.0	25	1'41.089 P	27.674	21.257	26.366	25.792	286.4							
3	1'37.034	28.421	21.383	26.068	21.162	296.7	26	1'44.913	35.639	21.646	26.326	21.302	288.0							
4	1'34.703	27.074	20.854	25.837	20.938	298.3	27	1'34.174	26.435	20.878	25.756	21.105	288.0							
5	1'33.806	26.576	20.870	25.373	20.987	297.5	28	1'33.419	26.238	20.758	25.553	20.870	288.7							
6	1'33.729	26.526	20.794	25.507	20.902	296.7	PIT							29	29.877	21.832	26.677	21.998	286.4	
7	1'55.402 P	31.658	30.135	28.659	24.950	269.3	16th 21 Franco MORBIDELL Monster Energy Yama ITA Runs=4 Total laps=22 Full laps=15 Valid laps=15							1	1:49'07.080	36.490	24.422	26.389	21.415	288.7
8	1'49.637	37.646	22.839	27.026	22.126	294.2	2	1'33.946	26.562	21.064	25.316	21.004	289.5							
9	1'35.770	27.448	21.449	25.789	21.084	297.5	3	1'33.062	26.270	20.692	25.233	20.867	290.3							
10	1'33.646	26.318	21.026	25.471	20.831	296.7	4	1'32.879	26.181	20.702	25.259	20.737	290.3							
11	1'33.133	26.193	20.687	25.302	20.951	295.0	5	1'32.328	26.011	20.588	25.105	20.624	290.3							
12	1'32.833	26.087	20.705	25.289	20.752	295.8	6	1'42.324 P	28.833	22.368	28.381	22.742	242.6							
13	1'32.342	25.927	20.553	25.223	20.639	295.0	7	1'41.744	32.447	21.932	26.061	21.304	289.5							
14	1'42.355 P	30.98*	21.735	26.003	23.628	291.8	8	1'33.229	26.297	20.926	25.200	20.806	290.3							
15	1'48.843	37.606	22.818	26.827	21.592	291.8	9	1'32.789	25.890	20.925	25.151	20.823	291.1							
16	1'34.147	26.428	21.286	25.597	20.836	295.0	10	1'32.359	25.887	20.698	25.034	20.740	290.3							
17	1'32.835	25.991	20.855	25.272	20.717	295.8	11	1'32.382	25.863	20.662	25.090	20.767	290.3							
18	1'32.569	25.906	20.735	25.181	20.747	297.5	12	1'52.901 P	31.033	28.793	29.779	23.296	231.7							
19	1'32.212	25.756	20.673	25.099	20.684	296.7	13	1'45.607	35.862	22.362	26.022	21.361	287.2							
20	1'32.281	25.876	20.573	25.168	20.664	296.7	14	1'34.258	26.626	21.067	25.531	21.034	289.5							
21	1'48.322 P	31.76*	25.633	26.089	24.833	295.0	15	1'33.122	26.226	20.862	25.264	20.770	291.1							
22	1'47.339	37.491	22.340	26.196	21.312	292.6	16	1'32.514	26.022	20.769	25.015	20.708	291.1							
23	1'33.576	26.492	20.887	25.380	20.817	295.0	17	1'32.268	25.883	20.659	25.088	20.638	291.8							
24	1'32.497	25.868	20.659	25.244	20.726	294.2	18	1'48.620 P	30.454	23.751	30.664	23.751	197.4							
25	1'32.251	25.787	20.559	25.281	20.624	296.7	19	1'42.181	32.660	22.173	26.118	21.230	287.2							
26	1'32.221	25.737	20.665	25.055	20.764	295.0	20	1'33.147	26.275	20.860	25.149	20.863	291.1							
27	1'32.438	25.959	20.596	25.173	20.710	295.8	21	1'32.901	26.058	20.816	25.281	20.746	291.1							
PIT							22	1'32.416	25.938	20.665	25.120	20.693	291.1							
15th 6 Stefan BRADL HRC Team GER Runs=5 Total laps=28 Full laps=19 Valid laps=17							PIT							29	29.411	23.994	29.547	22.808	250.0	
1	59'28.729	36.173	22.884	27.243	22.187	288.0	17th 30 Takaaki NAKAGAMI LCR Honda IDEMITS JPN Runs=7 Total laps=34 Full laps=23 Valid laps=21							1	20'52.549	37.073	24.538	28.473	22.639	282.7
2	1'36.674	27.398	21.525	26.115	21.636	293.4	2	1'38.098	28.109	21.942	26.576	21.471	291.1							
3	1'35.128	26.841	21.170	25.932	21.185	293.4	3	1'35.377	27.086	21.209	25.925	21.157	291.8							
4	1'34.411	26.666	20.985	25.632	21.128	292.6	4	1'36.927	26.536	22.400	26.567	21.424	291.1							
5	1'34.372	26.659	20.912	25.730	21.071	291.8	5	1'34.170	26.527	21.037	25.551	21.055	292.6							
6	1'33.728	26.426	20.792	25.566	20.944	291.8	6	1'41.861 P	29.161	22.099	27.538	23.063	282.7							
7	1'41.263 P	29.75*	22.231	27.152	22.123	286.4	7	1'52.937	37.445	24.621	28.215	22.656	281.2							
8	1'46.675	36.064	22.209	26.615	21.787	291.8	8	1'35.948	27.509	21.305	25.875	21.259	291.8							
9	1'35.465	26.814	21.121	25.771	21.759	294.2	9	1'33.553	26.366	20.827	25.472	20.888	291.8							
10	1'34.207	26.625	20.916	25.636	21.030	293.4	10	1'33.335	26.238	20.921	25.377	20.799	292.6							
11	1'34.515	26.542	21.010	25.749	21.214	294.2	11	1'38.460 P	27.318	21.896	27.119	22.127	279.0							
12	1'33.812	26.506	20.799	25.545	20.962	293.4	12	1'54.299	33.977	26.160	27.921	26.241	283.4							
13	1'43.171 P	30.83*	21.972	27.470	22.896	284.9	13	1'37.373	28.050	21.495	26.414	21.414	291.8							
14	1'45.778	35.832	22.110	26.407	21.429	288.0	14	1'34.797	26.462	21.466	25.763	21.106	291.8							
15	1'33.715	26.480	20.768	25.466	21.001	289.5	15	1'35.966	26.546	20.831	27.474	21.115	279.7							
16	1'38.999 *	30.57*	21.303	25.998	21.123	290.3	16	1'33.164	26.328	20.782	25.280	20.774	291.8							
17	1'32.812	26.104	20.708	25.224	20.776	291.1	17	1'40.206 P	28.703	21.973	27.270	22.260	276.2							
18	1'32.732	26.040	20.699	25.290	20.703	290.3	18	1'40.489	28.611	22.917	27.031	21.930	288.7							
19	1'41.075 P	29.19*	23.039	26.899	21.938	286.4	19	1'34.905	26.957	21.065	25.704	21.179	289.5							
20	1'45.938	36.275	21.949	26.296	21.418	288.0														
21	1'33.885	26.539	20.836	25.482	21.028	288.7														

Fastest Lap: Jorge MARTIN Prima Pramac Racing SPA **1'31.351** 25.668 20.261 24.992 20.430

These data/results cannot be reproduced, stored and/or transmitted in whole or in part by any manner of electronic, mechanical, photocopying, recording, broadcasting or otherwise now known or herein after developed without the previous express consent by the copyright owner, except for reproduction in daily press and regular printed publications on sale to the public within 60 days of the event related to those data/results and always provided that copyright symbol appears together as follows below.
© DORNA, 2023

Official MotoGP Timing by TISSOT
www.motogp.com



Day 1 Session 1

MotoGP

Lap	Lap Time	T1	T2	T3	T4	Speed	Lap	Lap Time	T1	T2	T3	T4	Speed
20	1'32.983	26.151	20.809	25.314	20.709	290.3							
21	1'37.367 *	29.40 *	21.251	25.834	20.881	290.3							
22	1'32.877	26.091	20.760	25.253	20.773	290.3							
23	1'37.232 P	27.260	21.867	26.748	21.357	281.2							
24	1'45.261	32.376	23.861	27.054	21.970	287.2							
25	1'34.559	26.945	21.172	25.545	20.897	290.3							
26	1'32.548	26.087	20.663	25.083	20.715	290.3							
27	1'32.303	25.838	20.737	25.089	20.639	290.3							
28	1'39.985 P	27.601	23.797	27.164	21.423	280.5							
29	1'49.113	35.325	24.115	27.453	22.220	286.4							
30	1'35.710	27.345	21.329	25.933	21.103	289.5							
31	1'33.068	26.202	20.803	25.312	20.751	290.3							
32	1'33.971	25.963	20.743	25.850	21.415	290.3							
33	1'32.312	25.924	20.628	25.187	20.573	290.3							
34	1'40.684 P	28.567	22.229	28.374	21.514	262.1							

18th 36 **Joan MIR** Repsol Honda Team SPA
 Runs=4 Total laps=20 Full laps=13 Valid laps=13

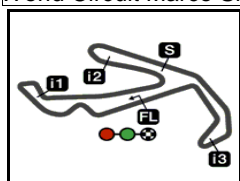
1	1:25'04.739	35.505	26.048	27.514	22.122	290.3							
2	1'36.397	27.154	21.746	26.024	21.473	293.4							
3	1'34.156	26.434	21.082	25.569	21.071	293.4							
4	1'33.082	26.150	20.803	25.302	20.827	292.6							
5	1'32.912	26.060	20.745	25.337	20.770	293.4							
6	1'39.795 P	26.123	20.645	26.788	26.239	291.8							
7	1'43.958	34.289	22.101	26.150	21.418	291.8							
8	1'34.345	26.559	21.011	25.815	20.960	292.6							
9	1'33.913	26.283	20.942	25.717	20.971	291.8							
10	1'33.414	26.301	20.892	25.396	20.825	291.8							
11	1'45.362 P	31.01*	22.289	28.096	23.959	267.3							
12	1'44.125	35.185	21.715	25.972	21.253	291.1							
13	1'34.025	26.534	21.049	25.551	20.891	292.6							
14	1'33.133	26.114	20.810	25.466	20.743	292.6							
15	1'32.581	25.931	20.670	25.280	20.700	292.6							
16	1'39.037 P	28.068	21.716	26.778	22.475	282.7							
17	1'43.479	34.883	21.325	26.222	21.049	289.5							
18	1'32.981	26.190	20.792	25.369	20.630	290.3							
19	1'32.761	26.026	20.539	25.576	20.620	291.1							
20	1'32.316	25.935	20.540	25.222	20.619	291.8							

Fastest Lap: Jorge MARTIN Prima Pramac Racing SPA **1'31.351** 25.668 20.261 24.992 20.430

These data/results cannot be reproduced, stored and/or transmitted in whole or in part by any manner of electronic, mechanical, photocopying, recording, broadcasting or otherwise now known or herein after developed without the previous express consent by the copyright owner, except for reproduction in daily press and regular printed publications on sale to the public within 60 days of the event related to those data/results and always provided that copyright symbol appears together as follows below.
 © DORNA, 2023

Official MotoGP Timing by **TISSOT**
 www.motogp.com





4226 m.

Misano MotoGP™ Official Test

Day 1 Session 1

Best Partial Times

MotoGP™

IT Ideal Lap Time, sum of the best partial times

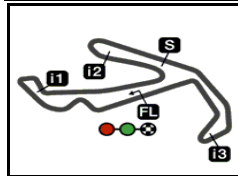
BT Best Lap Time

T1		T2		T3		T4				IT	BT	
Pos	Rider	Time	Rider	Time	Rider	Time	Rider	Time	Pos	Rider	IT	BT
1	L.MARINI	25.590	J.MARTIN	20.261	M.VIÑALES	24.609	J.MARTIN	20.430	1	J.MARTIN	1'31.289	1'31.351 (1)
2	M.VIÑALES	25.641	A.FERNANDEZ	20.374	J.ZARCO	24.753	J.MILLER	20.458	2	M.VIÑALES	1'31.308	1'31.358 (2)
3	J.MARTIN	25.654	J.MILLER	20.394	L.MARINI	24.835	M.MARQUEZ	20.468	3	L.MARINI	1'31.488	1'31.667 (4)
4	F.QUARTARARO	25.666	J.ZARCO	20.405	M.OLIVEIRA	24.874	M.OLIVEIRA	20.484	4	J.ZARCO	1'31.546	1'31.621 (3)
5	P.ESPARGARO	25.726	A.MARQUEZ	20.409	R.FERNANDEZ	24.888	M.VIÑALES	20.499	5	M.OLIVEIRA	1'31.572	1'31.679 (5)
6	B.BINDER	25.737	P.ESPARGARO	20.432	A.ESPARGARO	24.896	A.FERNANDEZ	20.504	6	A.FERNANDEZ	1'31.591	1'31.742 (6)
7	A.MARQUEZ	25.744	M.OLIVEIRA	20.466	F.QUARTARARO	24.924	A.MARQUEZ	20.560	7	F.QUARTARAR	1'31.689	1'31.797 (7)
8	M.OLIVEIRA	25.748	M.MARQUEZ	20.472	J.MARTIN	24.944	P.ESPARGARO	20.564	8	A.MARQUEZ	1'31.695	1'31.875 (10)
9	A.FERNANDEZ	25.758	L.MARINI	20.484	A.FERNANDEZ	24.955	T.NAKAGAMI	20.573	9	R.FERNANDEZ	1'31.811	1'31.835 (8)
10	A.ESPARGARO	25.770	R.FERNANDEZ	20.507	A.MARQUEZ	24.982	F.QUARTARARO	20.574	10	J.MILLER	1'31.847	1'31.847 (9)
11	J.ZARCO	25.798	F.QUARTARARO	20.525	F.MORBIDELLI	25.015	L.MARINI	20.579	11	P.ESPARGAR	1'31.906	1'32.055 (11)
12	R.FERNANDEZ	25.815	J.MIR	20.539	B.BINDER	25.055	J.ZARCO	20.590	12	B.BINDER	1'31.969	1'32.212 (14)
13	T.NAKAGAMI	25.838	B.BINDER	20.553	T.NAKAGAMI	25.083	S.BRADL	20.594	13	M.MARQUEZ	1'32.050	1'32.187 (13)
14	F.MORBIDELLI	25.863	M.VIÑALES	20.559	S.BRADL	25.096	R.FERNANDEZ	20.601	14	A.ESPARGAR	1'32.082	1'32.150 (12)
15	J.MILLER	25.897	F.MORBIDELLI	20.588	J.MILLER	25.098	J.MIR	20.619	15	F.MORBIDELLI	1'32.090	1'32.268 (16)
16	M.MARQUEZ	25.904	S.BRADL	20.598	P.ESPARGARO	25.184	F.MORBIDELLI	20.624	16	T.NAKAGAMI	1'32.122	1'32.303 (17)
17	S.BRADL	25.921	T.NAKAGAMI	20.628	M.MARQUEZ	25.206	B.BINDER	20.624	17	S.BRADL	1'32.209	1'32.242 (15)
18	J.MIR	25.931	A.ESPARGARO	20.670	J.MIR	25.222	A.ESPARGARO	20.746	18	J.MIR	1'32.311	1'32.316 (18)

These data/results cannot be reproduced, stored and/or transmitted in whole or in part by any manner of electronic, mechanical, photocopying, recording, broadcasting or otherwise now known or herein after developed without the previous express consent by the copyright owner, except for reproduction in daily press and regular printed publications on sale to the public within 60 days of the event related to those data/results and always provided that copyright symbol appears together as follows below.
© DORNA, 2023

Official MotoGP Timing by TISSOT
www.motogp.com





4226 m.

Misano MotoGP™ Official Test

Day 1 Session 1

Fastest Laps Sequence

<i>Practice Time</i>	 <i>Rider</i>	<i>Nation</i>	<i>Motorcycle</i>	<i>Time</i>	<i>Km/h</i>	<i>Rider's Lap</i>
22'30.647	30 Takaaki NAKAGAMI	JPN	HONDA	1'38.098	155.0	2
24'06.024	30 Takaaki NAKAGAMI	JPN	HONDA	1'35.377	159.5	3
27'17.121	30 Takaaki NAKAGAMI	JPN	HONDA	1'34.170	161.5	5
48'05.432	25 Raul FERNANDEZ	SPA	APRILIA	1'34.108	161.6	3
49'39.399	25 Raul FERNANDEZ	SPA	APRILIA	1'33.967	161.9	4
56'40.541	33 Brad BINDER	RSA	KTM	1'33.806	162.1	5
57'47.686	37 Augusto FERNANDEZ	SPA	KTM	1'33.773	162.2	4
58'14.270	33 Brad BINDER	RSA	KTM	1'33.729	162.3	6
59'21.155	37 Augusto FERNANDEZ	SPA	KTM	1'33.469	162.7	5
1:00'54.071	37 Augusto FERNANDEZ	SPA	KTM	1'32.916	163.7	6
1:07'55.285	73 Alex MARQUEZ	SPA	DUCATI	1'32.914	163.7	4
1:09'27.881	73 Alex MARQUEZ	SPA	DUCATI	1'32.596	164.3	5
1:18'23.561	37 Augusto FERNANDEZ	SPA	KTM	1'32.506	164.4	12
1:30'05.643	41 Aleix ESPARGARO	SPA	APRILIA	1'32.359	164.7	11
1:33'01.719	73 Alex MARQUEZ	SPA	DUCATI	1'32.252	164.9	12
1:34'33.884	73 Alex MARQUEZ	SPA	DUCATI	1'32.165	165.0	13
1:35'12.341	10 Luca MARINI	ITA	DUCATI	1'32.059	165.2	8
1:39'19.869	88 Miguel OLIVEIRA	POR	APRILIA	1'31.743	165.8	5
2:10'41.376	5 Johann ZARCO	FRA	DUCATI	1'31.621	166.0	23
2:37'27.709	12 Maverick VIÑALES	SPA	APRILIA	1'31.358	166.5	27
2:56'35.679	89 Jorge MARTIN	SPA	DUCATI	1'31.351	166.5	27

These data/results cannot be reproduced, stored and/or transmitted in whole or in part by any manner of electronic, mechanical, photocopying, recording, broadcasting or otherwise now known or herein after developed without the previous express consent by the copyright owner, except for reproduction in daily press and regular printed publications on sale to the public within 60 days of the event related to those data/results and always provided that copyright symbol appears together as follows below.

© DORNA, 2023

Official MotoGP Timing by TISSOT
www.motogp.com

Misano Adriatico, Monday, September 11, 2023

