


4005 m.

Valencia Moto2™ & Moto3™ Official Test

Session 1

Classification

3

	Rider	Nation	Team	Motorcycle	Time	Lap	Total	Gap	Top Speed
1	21 Alonso LOPEZ	SPA	Beta Tools SpeedUp	BOSCOSCURO	1'33.061	24	26		275.0
2	44 Aron CANET	SPA	Fantic Racing	KALEX	1'33.074	24	25	0.013 0.013	272.8
3	54 Fermín ALDEGUER	SPA	Beta Tools SpeedUp	BOSCOSCURO	1'33.456	22	22	0.395 0.382	273.9
4	14 Tony ARBOLINO	ITA	Elf Marc VDS Racing Team	KALEX	1'33.473	21	26	0.412 0.017	277.2
5	35 Somkiat CHANTRA	THA	IDEMITSU Honda Team Asia	KALEX	1'33.496	22	22	0.435 0.023	273.9
6	71 Dennis FOGGIA	ITA	Italtrans Racing Team	KALEX	1'33.562	18	20	0.501 0.066	278.3
7	52 Jeremy ALCOBA	SPA	Correos Prepago Yamaha VR46 T	KALEX	1'33.898	19	20	0.837 0.336	273.9
8	81 Senna AGIUS	AUS	Liqui Moly Husqvarna Intact GP	KALEX	1'33.910	20	22	0.849 0.012	278.3
9	18 Manuel GONZALEZ	SPA	QJMOTOR Gresini Moto2™	KALEX	1'33.922	23	23	0.861 0.012	271.7
10	75 Albert ARENAS	SPA	QJMOTOR Gresini Moto2	KALEX	1'33.930	19	20	0.869 0.008	276.1
11	64 Bo BENDSNEYDER	NED	Pertamina Mandalika SAG Team	KALEX	1'33.944	20	22	0.883 0.014	270.7
12	96 Jake DIXON	GBR	Gaviota GASGAS Aspar Team	KALEX	1'34.052	12	17	0.991 0.108	276.1
13	17 Alex ESCRIG	SPA	Forward Team	FORWARD	1'34.100	24	27	1.039 0.048	276.1
14	7 Barry BALTUS	BEL	Fieten Olie Racing GP	KALEX	1'34.203	24	26	1.142 0.103	275.0
15	84 Zonta VD GOORBERGH	NED	Fieten Olie Racing GP	KALEX	1'34.289	18	18	1.228 0.086	272.8
16	12 Filip SALAC	CZE	Elf Marc VDS Racing Team	KALEX	1'34.334	19	20	1.273 0.045	272.8
17	28 Izan GUEVARA	SPA	Gaviota GASGAS Aspar Team	KALEX	1'34.357	22	22	1.296 0.023	277.2
18	11 Sergio GARCIA	SPA	MT Helmets - MSI	BOSCOSCURO	1'34.380	21	22	1.319 0.023	271.7
19	15 Darryn BINDER	RSA	Liqui Moly Husqvarna Intact GP	KALEX	1'34.546	24	24	1.485 0.166	276.1
20	5 Jaume MASIA	SPA	Pertamina Mandalika SAG Team	KALEX	1'34.578	21	22	1.517 0.032	273.9
21	79 Ai OGURA	JPN	MT Helmets - MSI	BOSCOSCURO	1'34.973	22	23	1.912 0.395	272.8
22	13 Celestino VIETTI	ITA	Red Bull KTM Ajo	KALEX	1'35.043	17	21	1.982 0.070	273.9
23	20 Xavi CARDELUS	AND	Fantic Racing	KALEX	1'35.348	15	23	2.287 0.305	270.7
24	10 Diogo MOREIRA	BRA	Italtrans Racing Team	KALEX	1'35.355	16	18	2.294 0.007	277.2
25	34 Mario AJI	INA	IDEMITSU Honda Team Asia	KALEX	1'35.901	24	27	2.840 0.546	270.7
26	53 Deniz ÖNCÜ	TUR	Red Bull KTM Ajo	KALEX	1'36.686	21	21	3.625 0.785	276.1
27	22 Ayumu SASAKI	JPN	Correos Prepago Yamaha VR46 T	KALEX	1'38.224	21	22	5.163 1.538	275.0
28	43 Xavier ARTIGAS	SPA	Forward Team	FORWARD	1'39.351	8	10	6.290 1.127	272.8

Practice condition: **Dry**Air: **17°**Humidity: **45%**Ground: **12°**

Fastest Lap:	Lap: 24	Alonso LOPEZ	1'33.061	154.9 Km/h
Best Race Lap:	2023	Fermín ALDEGUER	1'33.665	153.9 Km/h
All Time Lap Record:	2024	Alonso LOPEZ	1'33.061	154.9 Km/h

The results are provisional until the end of the limit for protest and appeals.

Time limit for protest expires 60' after publication of the results - Time:

These data/results cannot be reproduced, stored and/or transmitted in whole or in part by any manner of electronic, mechanical, photocopying, recording, broadcasting or otherwise now known or herein after developed without the previous express consent by the copyright owner, except for reproduction in daily press and regular printed publications on sale to the public within 60 days of the event related to those data/results and always provided that copyright symbol appears together as follows below.

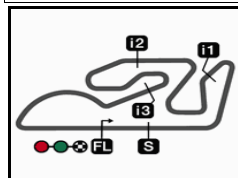
© DORNA, 2024

Official MotoGP Timing by TISSOT

www.motogp.com

Cheste, Monday, November 27, 2023





4005 m.

Valencia Moto2™ & Moto3™ Official Test

Session 1

Top Speed & Average

4



Rider	Nation	Motorcycle	Top 5 speeds					Average	Top
71 Dennis FOGGIA	ITA	KALEX	278.3	277.2	276.1	276.1	276.1	276.8	278.3
81 Senna AGIUS	AUS	KALEX	278.3	275.0	275.0	273.9	273.9	274.8	278.3
10 Diogo MOREIRA	BRA	KALEX	277.2	275.0	273.9	273.9	273.9	274.8	277.2
14 Tony ARBOLINO	ITA	KALEX	277.2	275.0	275.0	273.9	273.9	274.4	277.2
28 Izan GUEVARA	SPA	KALEX	277.2	277.2	277.2	277.2	277.2	277.2	277.2
15 Darryn BINDER	RSA	KALEX	276.1	275.0	273.9	273.9	273.9	274.6	276.1
17 Alex ESCRIG	SPA	FORWARD	276.1	275.0	275.0	273.9	273.9	274.5	276.1
53 Deniz ÖNCÜ	TUR	KALEX	276.1	276.1	275.0	275.0	273.9	274.8	276.1
75 Albert ARENAS	SPA	KALEX	276.1	276.1	275.0	275.0	275.0	275.4	276.1
96 Jake DIXON	GBR	KALEX	276.1	275.0	273.9	273.9	273.9	274.6	276.1
7 Barry BALTUS	BEL	KALEX	275.0	271.7	271.7	271.7	270.7	271.4	275.0
21 Alonso LOPEZ	SPA	BOSCOSCURO	275.0	273.9	273.9	273.9	273.9	274.1	275.0
22 Ayumu SASAKI	JPN	KALEX	275.0	275.0	275.0	273.9	273.9	274.6	275.0
5 Jaume MASIA	SPA	KALEX	273.9	272.8	272.8	272.8	272.8	272.9	273.9
13 Celestino VIETTI	ITA	KALEX	273.9	273.9	273.9	273.9	273.9	273.9	273.9
35 Somkiat CHANTRA	THA	KALEX	273.9	272.8	271.7	271.7	271.7	272.2	273.9
52 Jeremy ALCOBA	SPA	KALEX	273.9	272.8	271.7	271.7	271.7	272.4	273.9
54 Fermín ALDEGUER	SPA	BOSCOSCURO	273.9	273.9	273.9	272.8	272.8	273.4	273.9
12 Filip SALAC	CZE	KALEX	272.8	272.8	272.8	272.8	272.8	272.8	272.8
43 Xavier ARTIGAS	SPA	FORWARD	272.8	272.8	272.8	272.8	271.7	272.6	272.8
44 Aron CANET	SPA	KALEX	272.8	271.7	271.7	271.7	270.7	271.3	272.8
79 Ai OGURA	JPN	BOSCOSCURO	272.8	269.6	269.6	269.6	269.6	270.1	272.8
84 Zonta VD GOORBERGH	NED	KALEX	272.8	272.8	271.7	271.7	270.7	271.6	272.8
11 Sergio GARCIA	SPA	BOSCOSCURO	271.7	271.7	270.7	270.7	270.7	271.1	271.7
18 Manuel GONZALEZ	SPA	KALEX	271.7	271.7	271.7	270.7	270.7	271.1	271.7
20 Xavi CARDELUS	AND	KALEX	270.7	270.7	270.7	270.7	270.7	270.7	270.7
34 Mario AJI	INA	KALEX	270.7	268.5	268.5	268.5	268.5	268.8	270.7
64 Bo BENDSNEYDER	NED	KALEX	270.7	269.6	269.6	268.5	268.5	268.9	270.7

These data/results cannot be reproduced, stored and/or transmitted in whole or in part by any manner of electronic, mechanical, photocopying, recording, broadcasting or otherwise now known or herein after developed without the previous express consent by the copyright owner, except for reproduction in daily press and regular printed publications on sale to the public within 60 days of the event related to those data/results and always provided that copyright symbol appears together as follows below.

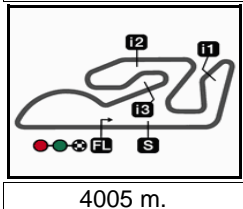
© DORNA, 2024

Official MotoGP Timing by TISSOT
www.motogp.com





Cheste, Monday, November 27, 2023



4005 m.

Valencia Moto2™ & Moto3™ Official Test

Session 1

Chronological Analysis of Performances

5

* Lap / Sector time cancelled

T1 Time from finish line to 1st intermediate

T3 Time from 2nd intermed. to 3rd intermed.

P Crossing the finish line in pit lane

T2 Time from 1st intermed. to 2nd intermed.

T4 Time from 3rd intermediate to finish line

Lap	Lap Time	T1	T2	T3	T4	Speed	Lap	Lap Time	T1	T2	T3	T4	Speed	
1st	21	Alonso LOPEZ Beta Tools SpeedUp SPA Runs=4 Total laps=26 Full laps=19 Valid laps=19						16	1'33.806	21.416	25.030	22.022	25.338	269.6
1	8'53.003	23.148	27.775	23.337	26.164		17	1'33.896	21.429	25.104	22.006	25.357	269.6	
2	1'36.211	22.157	25.637	22.602	25.815	270.7	18	1'34.276	21.701	25.088	22.056	25.431	272.8	
3	1'34.294	21.609	25.242	21.992	25.451	270.7	19	1'34.272	21.587	25.123	22.138	25.424	269.6	
4	1'35.624	21.895	25.873	22.280	25.576	272.8	20	1'48.063 P	25.590	26.142	23.548	32.783	269.6	
5	1'33.701	21.356	25.163	21.920	25.262	271.7	21	9'00.243	21.501	25.567	22.070	25.369		
6	1'35.294	21.411	26.028	22.261	25.594	270.7	22	1'33.420	21.503	25.012	21.866	25.039	267.5	
7	1'39.912	24.040	26.302	23.809	25.761	273.9	23	1'33.120	21.353	24.801	21.899	25.067	270.7	
8	1'33.763	21.289	25.228	21.841	25.405	272.8	24	1'33.074	21.320	24.797	21.795	25.162	269.6	
9	1'44.380 P	23.368	27.230	24.239	29.543	272.8	25	1'33.471	21.336	24.861	21.964	25.310	270.7	
10	6'48.718	21.967	26.414	22.627	25.736		3rd	54	Fermín ALDEGUER Beta Tools SpeedUp SPA Runs=3 Total laps=22 Full laps=17 Valid laps=17					
11	1'33.617	21.357	25.052	21.903	25.305	269.6	1	7'58.358	23.846	28.423	23.481	26.423		
12	1'34.677	21.366	25.182	22.706	25.423	271.7	2	1'35.869	22.155	25.684	22.362	25.668	266.5	
13	1'36.648	22.276	25.749	22.561	26.062	272.8	3	1'34.778	21.694	25.248	22.206	25.630	267.5	
14	1'38.105	24.567	25.915	22.236	25.387	271.7	4	1'34.492	21.678	25.208	22.044	25.562	267.5	
15	1'33.767	21.345	25.120	22.006	25.296	272.8	5	1'34.161	21.567	25.046	22.012	25.536	268.5	
16	1'41.881 P	22.635	27.234	23.207	28.805	272.8	6	1'34.145	21.533	25.147	22.080	25.385	268.5	
17	6'01.432	20.528	25.756	22.332	25.596		7	1'33.899	21.512	25.068	21.949	25.370	268.5	
18	1'35.753	22.260	25.928	22.225	25.340	271.7	8	1'34.124	21.535	25.083	21.975	25.531	268.5	
19	1'33.647	21.401	25.031	21.931	25.284	273.9	9	1'38.910	21.611	26.407	24.850	26.042	269.6	
20	1'33.785	21.353	25.027	22.029	25.376	275.0	10	1'40.293 P	21.633	25.700	23.300	29.660	269.6	
21	1'37.012 P	21.391	25.135	22.026	28.460	273.9	11	11'46.455	22.261	26.000	22.362	25.703		
22	4'16.109	19.867	25.440	22.139	25.577		12	1'35.770	21.810	26.303	22.223	25.434	270.7	
23	1'35.141	21.349	25.750	22.533	25.509	269.6	13	1'34.119	21.568	25.152	22.097	25.302	270.7	
24	1'33.061	21.189	24.852	21.839	25.181	272.8	14	1'35.322	21.849	25.212	22.584	25.677	273.9	
25	1'37.423	22.059	27.092	22.374	25.898	272.8	15	1'33.985	21.531	25.095	21.995	25.364	271.7	
26	1'37.607	22.336	26.530	22.481	26.260	273.9	16	1'33.840	21.434	25.039	22.110	25.257	271.7	
2nd	44	Aron CANET Fantic Racing SPA Runs=3 Total laps=25 Full laps=20 Valid laps=20						17	1'34.154	21.385	25.074	22.029	25.666	272.8
1	2'35.293	23.068	27.778	23.849	26.555		18	1'45.808 P	25.586	27.247	23.598	29.377	273.9	
2	1'37.124	22.251	26.381	22.751	25.741	267.5	19	11'09.049	22.863	26.960	22.452	25.605		
3	1'35.539	21.956	25.673	22.449	25.461	269.6	20	1'34.197	21.625	25.197	22.123	25.252	272.8	
4	1'34.727	21.680	25.195	22.149	25.703	268.5	21	1'33.733	21.369	25.086	21.957	25.321	272.8	
5	1'34.625	21.434	25.250	22.394	25.547	270.7	22	1'33.456	21.384	25.033	21.858	25.181	273.9	
6	1'34.016	21.467	25.197	22.035	25.317	269.6	4th	14	Tony ARBOLINO Elf Marc VDS Racing ITA Runs=3 Total laps=26 Full laps=21 Valid laps=21					
7	1'34.151	21.351	25.133	22.059	25.608	271.7	1	2'12.158	20.778	27.186	22.964	25.715		
8	1'34.150	21.526	25.079	22.035	25.510	269.6	2	1'35.660	22.035	25.775	22.231	25.619	270.7	
9	1'33.786	21.435	25.059	21.996	25.296	271.7	3	1'34.451	21.583	25.269	22.156	25.443	272.8	
10	1'33.888	21.349	25.097	22.027	25.415	271.7	4	1'34.917	21.544	25.279	22.538	25.556	273.9	
11	1'50.694 P	28.122	26.288	23.387	32.897	269.6	5	1'34.081	21.461	25.147	22.040	25.433	272.8	
12	14'12.239	25.053	25.629	22.372	25.598		6	1'35.009	21.698	25.613	22.287	25.411	273.9	
13	1'34.493	21.559	25.232	22.129	25.573	269.6	7	1'34.951	21.828	25.333	22.211	25.579	273.9	
14	1'34.003	21.499	25.174	22.103	25.227	270.7	8	1'34.119	21.537	25.181	22.054	25.347	271.7	
15	1'34.018	21.446	25.000	22.022	25.550	270.7								

Fastest Lap: Alonso LOPEZ Beta Tools SpeedUp SPA 1'33.061 21.189 24.852 21.839 25.181

These data/results cannot be reproduced, stored and/or transmitted in whole or in part by any manner of electronic, mechanical, photocopying, recording, broadcasting or otherwise now known or herein after developed without the previous express consent by the copyright owner, except for reproduction in daily press and regular printed publications on sale to the public within 60 days of the event related to those data/results and always provided that copyright symbol appears together as follows below.
© DORNA, 2024

Session 1

Moto2

Lap	Lap Time	T1	T2	T3	T4	Speed	Lap	Lap Time	T1	T2	T3	T4	Speed
9	1'36.014	22.315	25.695	22.389	25.615	272.8	11	1'35.057	21.930	25.405	22.224	25.498	272.8
10	1'34.182	21.513	25.244	22.069	25.356	271.7	12	1'34.417	21.480	25.201	22.264	25.472	273.9
11	1'41.391 P	21.857	26.711	23.000	29.823	272.8	13	1'34.635	21.518	25.227	22.208	25.682	278.3
12	13'19.280	21.236	26.288	22.567	25.780		14	1'34.468	21.510	25.199	22.203	25.556	275.0
13	1'35.179	21.719	25.475	22.290	25.695	270.7	15	1'45.717 P	23.696	28.595	23.282	30.144	276.1
14	1'34.551	21.562	25.335	22.214	25.440	273.9	16	6'06.961	23.933	28.684	22.606	25.763	
15	1'34.307	21.479	25.208	22.120	25.500	275.0	17	1'34.406	21.433	25.119	22.249	25.605	272.8
16	1'34.700	21.426	25.192	22.469	25.613	277.2	18	1'33.562	21.342	24.994	21.969	25.257	276.1
17	1'37.907 P	21.539	25.287	22.732	28.349	273.9	19	1'33.668	21.327	24.979	21.959	25.403	276.1
18	9'07.333	21.023	26.732	22.575	25.502		20	1'33.790	21.326	24.997	22.059	25.408	275.0
19	1'34.047	21.351	25.150	21.903	25.643	273.9	7th 52 Jeremy ALCOBA Correos Prepago Yam SPA						
20	1'34.111	21.451	25.271	21.969	25.420	273.9	Runs=3 Total laps=20 Full laps=15 Valid laps=15						
21	1'33.473	21.435	24.969	21.938	25.131	275.0	1	7'12.625	22.854	27.078	22.945	26.063	
22	1'33.558	21.312	25.013	21.879	25.354	272.8	2	1'35.747	21.825	25.512	22.282	26.128	269.6
23	1'33.561	21.318	25.036	21.957	25.250	272.8	3	1'34.726	21.632	25.221	22.241	25.632	269.6
24	1'33.504	21.341	24.994	21.999	25.170	273.9	4	1'34.348	21.626	25.082	22.074	25.566	269.6
25	1'46.067	22.770	26.158	22.578	34.561	272.8	5	1'34.356	21.565	25.177	22.077	25.537	269.6
26	1'36.270	22.318	25.855	22.324	25.773	261.4	6	1'34.159	21.546	25.055	22.052	25.506	269.6
5th 35 Somkiat CHANTRA IDEMITSU Honda Te THA							7	1'33.996	21.499	25.014	22.017	25.466	269.6
Runs=3 Total laps=22 Full laps=17 Valid laps=17							8	1'39.490 P	22.160	25.755	22.692	28.883	270.7
1	7'29.483	24.863	27.024	22.630	25.779		9	20'00.783	23.784	26.022	22.318	25.636	
2	1'34.970	21.913	25.475	22.093	25.489	270.7	10	1'34.481	21.674	25.151	22.085	25.571	271.7
3	1'34.252	21.711	25.137	21.968	25.436	270.7	11	1'34.841	21.619	25.264	22.523	25.435	273.9
4	1'35.365	22.008	25.637	22.271	25.449	270.7	12	1'34.140	21.451	25.011	22.281	25.397	272.8
5	1'34.955	21.733	25.080	22.358	25.784	271.7	13	1'33.945	21.478	25.082	22.045	25.340	271.7
6	1'34.910	21.753	25.484	22.170	25.503	270.7	14	1'33.970	21.381	25.145	21.985	25.459	271.7
7	1'34.197	21.595	25.095	22.144	25.363	270.7	15	1'34.137	21.519	25.154	22.017	25.447	270.7
8	1'35.112	21.724	25.609	22.220	25.559	269.6	16	1'41.641 P	22.623	26.820	23.289	28.909	270.7
9	1'34.190	21.555	25.071	22.039	25.525	271.7	17	6'00.724	21.189	25.679	22.209	27.930	
10	1'41.033 P	21.954	26.129	23.102	29.848	270.7	18	1'35.072	21.829	25.402	22.384	25.457	268.5
11	13'20.229	22.847	26.496	22.551	25.747		19	1'33.898	21.415	25.103	22.013	25.367	269.6
12	1'34.530	21.663	25.256	22.129	25.482	270.7	20	1'34.103	21.422	25.227	22.034	25.420	270.7
13	1'34.335	21.480	25.071	22.190	25.594	273.9	8th 81 Senna AGIUS Liqui Moly Husqvarna AUS						
14	1'34.244	21.511	25.081	22.081	25.571	269.6	Runs=3 Total laps=22 Full laps=17 Valid laps=17						
15	1'35.569	22.213	25.486	22.200	25.670	271.7	1	3'40.590	23.031	27.376	23.227	26.858	
16	1'34.411	21.583	25.208	22.130	25.490	270.7	2	1'37.709	22.456	26.309	22.805	26.139	270.7
17	1'34.225	21.480	25.151	22.075	25.519	270.7	3	1'36.481	22.142	25.741	22.617	25.981	269.6
18	1'40.623 P	21.953	26.827	23.593	28.250	271.7	4	1'35.825	21.957	25.739	22.363	25.766	271.7
19	9'26.199	25.904	27.298	23.337	26.552		5	1'35.512	21.900	25.859	22.270	25.483	273.9
20	1'34.787	22.019	25.381	22.100	25.287	270.7	6	1'35.574	22.341	25.447	22.221	25.565	273.9
21	1'33.546	21.403	25.085	21.837	25.221	272.8	7	1'38.802 P	21.657	25.359	22.237	29.549	272.8
22	1'33.496	21.433	24.991	21.858	25.214	271.7	8	12'52.230	23.257	26.026	22.438	25.764	
6th 71 Dennis FOGGIA Italtrans Racing Team ITA							9	1'35.211	21.779	25.623	22.233	25.576	271.7
Runs=3 Total laps=20 Full laps=15 Valid laps=15							10	1'34.917	21.597	25.454	22.261	25.605	271.7
1	13'39.757	21.795	27.692	22.911	25.954		11	1'37.627	21.796	26.710	23.168	25.953	270.7
2	1'34.938	21.738	25.410	22.194	25.596	277.2	12	1'35.007	21.647	25.431	22.226	25.703	271.7
3	1'34.748	21.760	25.311	22.109	25.568	275.0	13	1'34.621	21.532	25.347	22.229	25.513	273.9
4	1'34.268	21.486	25.130	22.102	25.550	273.9	14	1'34.722	21.719	25.334	22.227	25.442	271.7
5	1'34.218	21.517	25.110	22.078	25.513	273.9	15	1'35.601	21.747	25.768	22.186	25.900	275.0
6	1'34.070	21.530	25.071	22.019	25.450	272.8	16	1'34.816	21.708	25.296	22.272	25.540	278.3
7	1'34.188	21.493	25.113	22.138	25.444	273.9	17	1'43.384 P	24.513	26.195	22.760	29.916	273.9
8	1'33.962	21.394	25.172	21.966	25.430	271.7	18	14'19.375	24.384	26.088	22.611	25.646	
9	1'48.577 P	24.598	29.094	26.303	28.582	273.9	19	1'34.164	21.461	25.160	22.067	25.476	270.7
10	13'40.052	22.460	26.583	23.675	25.962		20	1'33.910	21.250	25.176	22.119	25.365	272.8

Fastest Lap: Alonso LOPEZ Beta Tools SpeedUp SPA **1'33.061** 21.189 24.852 21.839 25.181

These data/results cannot be reproduced, stored and/or transmitted in whole or in part by any manner of electronic, mechanical, photocopying, recording, broadcasting or otherwise now known or herein after developed without the previous express consent by the copyright owner, except for reproduction in daily press and regular printed publications on sale to the public within 60 days of the event related to those data/results and always provided that copyright symbol appears together as follows below.
© DORNA, 2024

Session 1

Moto2

Lap	Lap Time	T1	T2	T3	T4	Speed	Lap	Lap Time	T1	T2	T3	T4	Speed
21	1'37.783	23.887	25.909	22.316	25.671	272.8	3	1'35.582	21.918	25.465	22.385	25.814	268.5
22	1'34.212	21.315	25.114	22.507	25.276	275.0	4	1'35.536	21.792	25.393	22.314	26.037	268.5
9th 18 Manuel GONZALEZ QJMOTOR Gresini M SPA													
Runs=3		Total laps=23		Full laps=18		Valid laps=18							
1	3'15.488	23.469	27.672	23.379	26.505		5	1'36.033	21.766	25.362	22.353	26.552	267.5
2	1'36.354	22.194	25.853	22.455	25.852	268.5	6	1'35.134	21.705	25.332	22.339	25.758	268.5
3	1'35.998	21.942	25.562	22.394	26.100	269.6	7	1'35.124	21.654	25.260	22.456	25.754	267.5
4	1'34.840	21.792	25.254	22.217	25.577	267.5	8	1'35.080	21.711	25.376	22.203	25.790	266.5
5	1'34.519	21.639	25.200	22.157	25.523	269.6	9	1'34.925	21.669	25.245	22.262	25.749	268.5
6	1'40.212	21.791	28.581	23.836	26.004	268.5	10	1'34.875	21.685	25.270	22.196	25.724	266.5
7	1'34.492	21.690	25.199	22.111	25.492	267.5	11	1'34.639	21.620	25.175	22.190	25.654	268.5
8	1'34.313	21.655	25.117	22.012	25.529	269.6	12	1'41.557 P	21.650	25.245	24.151	30.511	268.5
9	1'33.992	21.526	25.032	21.977	25.457	269.6	13	20'29.824	23.011	26.410	22.589	25.978	
10	1'40.685 P	22.306	26.708	22.949	28.722	270.7	14	1'35.325	21.777	25.501	22.285	25.762	268.5
11	19'22.876	22.344	26.354	22.658	26.334		15	1'35.792	21.727	26.014	22.351	25.700	270.7
12	1'35.340	21.715	25.424	22.393	25.808	268.5	16	1'44.321 P	21.649	25.369	24.654	32.649	269.6
13	1'34.768	21.607	25.317	22.226	25.618	271.7	17	7'30.085	21.395	25.956	22.457	25.745	
14	1'34.600	21.717	25.160	22.127	25.596	270.7	18	1'34.699	21.630	25.342	22.181	25.546	266.5
15	1'34.376	21.603	25.223	22.072	25.478	269.6	19	1'34.217	21.535	25.134	22.060	25.488	267.5
16	1'34.408	21.541	25.160	22.106	25.601	271.7	20	1'33.944	21.444	25.055	22.031	25.414	267.5
17	1'34.447	21.614	25.189	22.069	25.575	270.7	21	1'35.977	21.509	25.093	22.210	27.165	268.5
18	1'38.195 P	21.847	25.748	22.600	28.000	270.7	22	1'34.068	21.470	25.034	21.996	25.568	269.6
19	5'52.664	22.220	26.411	22.563	25.910		12th 96 Jake DIXON Gaviota GASGAS As GBR						
20	1'34.567	21.711	25.171	22.136	25.549	267.5	Runs=3		Total laps=17		Full laps=12		Valid laps=12
21	1'34.345	21.799	25.113	22.082	25.351	271.7	1	6'43.689	24.270	27.304	23.213	26.515	
22	1'33.925	21.597	25.029	21.951	25.348	268.5	2	1'36.248	21.868	25.783	22.514	26.083	270.7
23	1'33.922	21.479	25.019	21.990	25.434	269.6	3	1'35.072	21.715	25.376	22.270	25.711	267.5
10th 75 Albert ARENAS QJMOTOR Gresini M SPA													
Runs=3		Total laps=20		Full laps=15		Valid laps=15							
1	7'20.741	23.449	27.171	23.526	26.502		4	1'34.580	21.578	25.317	22.189	25.496	271.7
2	1'36.918	22.362	26.136	22.682	25.738	269.6	5	1'34.213	21.481	25.252	22.098	25.382	271.7
3	1'35.177	21.705	25.387	22.349	25.736	275.0	6	1'34.348	21.458	25.347	22.058	25.485	273.9
4	1'35.318	21.663	25.379	22.634	25.642	273.9	7	1'43.542 P	22.821	28.016	23.376	29.329	271.7
5	1'34.881	21.700	25.385	22.260	25.536	272.8	8	20'39.214	23.700	26.451	22.835	26.240	
6	1'34.718	21.715	25.310	22.203	25.490	273.9	9	1'35.367	21.514	25.764	22.243	25.846	272.8
7	1'34.396	21.584	25.204	22.176	25.432	271.7	10	1'35.208	21.684	25.610	22.286	25.628	272.8
8	1'38.846 P	21.542	25.172	22.235	29.897	272.8	11	1'34.321	21.424	25.320	22.127	25.450	275.0
9	18'44.166	23.223	26.296	22.893	26.147		12	1'34.052	21.395	25.222	22.162	25.273	273.9
10	1'35.745	22.162	25.477	22.397	25.709	267.5	13	1'44.231 P	25.318	26.046	23.302	29.565	276.1
11	1'34.377	21.601	25.233	22.178	25.365	276.1	14	11'34.753	24.160	29.670	23.044	25.985	
12	1'34.192	21.585	25.097	22.116	25.394	275.0	15	1'35.374	21.736	25.712	22.296	25.630	270.7
13	1'34.147	21.520	25.218	22.083	25.326	272.8	16	1'34.450	21.555	25.226	22.181	25.488	271.7
14	1'34.507	21.452	25.012	22.139	25.904	276.1	17	1'34.282	21.385	25.336	22.041	25.520	273.9
15	1'37.465 P	21.426	25.000	22.414	28.625	275.0	13th 17 Alex ESCRIG Forward Team SPA						
16	7'47.120	22.907	26.128	22.508	25.902		Runs=4		Total laps=27		Full laps=19		Valid laps=19
17	1'35.052	21.821	25.365	22.295	25.571	267.5	1	2'04.832	24.093	29.564	24.379	27.198	
18	1'34.411	21.616	25.271	22.181	25.343	270.7	2	1'39.201	22.800	26.847	23.228	26.326	270.7
19	1'33.930	21.451	25.005	22.096	25.378	270.7	3	1'36.907	22.065	26.210	22.790	25.842	272.8
20	1'34.051	21.395	25.097	22.214	25.345	271.7	4	1'36.750	22.105	25.879	22.802	25.964	273.9
11th 64 Bo BENDSNEYDER Pertamina Mandalika NED													
Runs=3		Total laps=22		Full laps=17		Valid laps=17							
1	2'13.186	24.112	27.172	23.131	26.123		5	1'35.375	21.819	25.525	22.374	25.657	275.0
2	1'36.714	22.189	25.904	22.597	26.024	267.5	6	1'35.784	21.660	25.550	22.379	26.195	273.9
							7	1'35.083	21.810	25.548	22.231	25.494	276.1
							8	1'34.794	21.614	25.412	22.214	25.554	273.9
							9	1'50.711 P	23.214	29.879	26.419	31.199	273.9
							10	6'24.359	25.209	27.047	24.893	27.199	
							11	1'35.998	21.781	25.444	22.558	26.215	271.7
							12	1'34.746	21.506	25.377	22.238	25.625	272.8
							13	1'35.454	21.603	25.902	22.396	25.553	273.9

Fastest Lap: Alonso LOPEZ Beta Tools SpeedUp SPA **1'33.061** 21.189 24.852 21.839 25.181

These data/results cannot be reproduced, stored and/or transmitted in whole or in part by any manner of electronic, mechanical, photocopying, recording, broadcasting or otherwise now known or herein after developed without the previous express consent by the copyright owner, except for reproduction in daily press and regular printed publications on sale to the public within 60 days of the event related to those data/results and always provided that copyright symbol appears together as follows below.
© DORNA, 2024

Session 1

Moto2

Lap	Lap Time	T1	T2	T3	T4	Speed	Lap	Lap Time	T1	T2	T3	T4	Speed
14	1'34.860	21.534	25.413	22.229	25.684	272.8	10	1'38.533	24.278	25.852	22.429	25.974	269.6
15	1'45.474 P	22.111	27.292	24.962	31.109	270.7	11	1'50.539	21.587	25.243	37.703	26.006	268.5
16	9'36.353	25.413	27.582	23.375	26.400		12	1'34.516	21.491	25.294	22.187	25.544	271.7
17	1'35.795	21.947	25.812	22.425	25.611	271.7	13	1'35.270	21.674	25.415	22.418	25.763	272.8
18	1'34.536	21.577	25.366	22.146	25.447	271.7	14	1'37.702	21.550	25.200	23.829	27.123	270.7
19	1'34.257	21.449	25.246	22.145	25.417	271.7	15	1'37.434	23.349	25.666	22.437	25.982	270.7
20	1'34.263	21.420	25.279	22.141	25.423	271.7	16	1'38.796	25.167	25.585	22.259	25.785	270.7
21	1'43.793 P	21.550	26.031	24.473	31.739	271.7	17	1'34.642	21.580	25.292	22.172	25.598	269.6
22	6'22.800	22.771	26.193	22.605	25.616		18	1'34.289	21.577	25.150	22.095	25.467	271.7
23	1'34.959	21.576	25.723	22.157	25.503	271.7							
24	1'34.100	21.482	25.163	22.150	25.305	270.7							
25	1'34.553	21.488	25.256	22.388	25.421	272.8							
26	1'34.254	21.440	25.222	22.093	25.499	271.7							
27	1'54.306 P	26.185	29.993	25.367	32.761	275.0							

14th 7 Barry BALTUS Fieten Olie Racing GP BEL

Runs=3 Total laps=26 Full laps=21 Valid laps=21

1	4'49.153	24.949	27.172	22.913	26.147	
2	1'35.999	22.014	25.702	22.365	25.918	266.5
3	1'34.876	21.801	25.349	22.175	25.551	269.6
4	1'34.952	21.597	25.305	22.265	25.785	271.7
5	1'38.300	24.566	25.763	22.337	25.634	270.7
6	1'34.725	21.682	25.296	22.215	25.532	269.6
7	1'34.967	21.668	25.364	22.289	25.646	269.6
8	1'34.652	21.619	25.289	22.167	25.577	268.5
9	1'35.181	21.710	25.502	22.271	25.698	269.6
10	1'35.036	21.629	25.476	22.274	25.657	269.6
11	1'35.060	21.651	25.342	22.362	25.705	269.6
12	1'35.123	21.679	25.381	22.246	25.817	269.6
13	1'40.081 P	23.319	25.878	23.105	27.779	268.5
14	12'11.917	23.994	26.247	22.672	25.811	
15	1'35.791	21.807	25.368	22.357	26.259	270.7
16	1'35.106	21.751	25.354	22.286	25.715	271.7
17	1'35.412	21.712	25.488	22.363	25.849	269.6
18	1'35.307	21.696	25.489	22.321	25.801	270.7
19	1'35.585	21.783	25.534	22.439	25.829	270.7
20	1'39.408 P	21.782	25.559	23.720	28.347	269.6
21	7'51.354	24.106	26.457	22.364	25.575	
22	1'34.339	21.573	25.217	22.176	25.373	270.7
23	1'34.354	21.619	25.190	22.178	25.367	275.0
24	1'34.203	21.451	25.278	22.032	25.442	270.7
25	1'34.518	21.542	25.168	22.224	25.584	269.6
26	1'35.164	21.747	25.560	22.253	25.604	271.7

15th 84 Zonta VD GOORBE Fieten Olie Racing GP NED

Runs=2 Total laps=18 Full laps=15 Valid laps=18

1	6'08.951	23.140	26.872	22.908	26.166	
2	1'36.194	22.151	25.776	22.338	25.929	266.5
3	1'34.997	21.680	25.469	22.167	25.681	269.6
4	1'34.712	21.568	25.366	22.178	25.600	269.6
	unfinished	21.528			269.6	
5	1'39.243	23.672	26.826	22.718	26.027	
6	1'35.738	21.841	25.801	22.326	25.770	269.6
7	1'35.092	21.679	25.453	22.241	25.719	269.6
8	1'36.252	22.062	26.035	22.353	25.802	272.8
9	1'35.041	21.633	25.329	22.487	25.592	269.6

16th 12 Filip SALAC Elf Marc VDS Racing CZE

Runs=3 Total laps=20 Full laps=15 Valid laps=15

1	3'09.720	24.188	28.713	23.827	26.745	
2	1'37.626	22.269	26.344	22.807	26.206	270.7
3	1'36.512	21.902	25.822	22.704	26.084	271.7
4	1'35.668	21.819	25.698	22.373	25.778	270.7
5	1'35.450	21.688	25.513	22.374	25.875	271.7
6	1'35.229	21.812	25.439	22.289	25.689	267.5
7	1'35.050	21.636	25.376	22.377	25.661	272.8
8	1'47.173 P	23.260	27.572	23.353	32.988	271.7
9	18'14.095	25.733	26.705	22.903	26.065	
10	1'35.598	21.696	25.638	22.449	25.815	270.7
11	1'35.404	21.739	25.582	22.451	25.632	271.7
12	1'35.309	21.604	25.472	22.398	25.835	271.7
13	1'35.073	21.706	25.329	22.336	25.702	272.8
14	1'34.995	21.558	25.449	22.327	25.661	272.8
15	1'34.966	21.652	25.404	22.308	25.602	271.7
16	1'43.917 P	21.714	27.111	23.068	32.024	272.8
17	11'46.123	22.426	26.024	22.756	25.832	
18	1'34.530	21.512	25.343	22.221	25.454	270.7
19	1'34.334	21.433	25.248	22.164	25.489	271.7
20	1'34.408	21.390	25.214	22.192	25.612	272.8

17th 28 Izan GUEVARA Gaviota GASGAS As SPA

Runs=3 Total laps=22 Full laps=17 Valid laps=17

1	2'38.418	23.124	28.057	23.448	26.310	
2	1'36.188	21.903	25.812	22.636	25.837	276.1
3	1'35.498	21.743	25.629	22.473	25.653	277.2
4	1'34.996	21.588	25.488	22.427	25.493	276.1
5	1'34.771	21.391	25.394	22.371	25.615	276.1
6	1'34.841	21.486	25.296	22.552	25.507	276.1
7	1'35.091	21.345	25.380	22.269	26.097	276.1
8	1'34.663	21.479	25.275	22.244	25.665	275.0
9	1'38.537 P	21.488	25.334	22.297	29.418	277.2
10	19'44.024	23.129	26.865	22.863	26.118	
11	1'35.607	21.722	25.548	22.508	25.829	273.9
12	1'37.194	21.550	25.336	24.351	25.957	275.0
13	1'34.732	21.459	25.300	22.307	25.666	275.0
14	1'34.739	21.357	25.543	22.277	25.562	275.0
15	1'34.862	21.341	25.254	22.555	25.712	276.1
16	1'34.647	21.341	25.226	22.304	25.776	277.2
17	1'41.685 P	21.934	27.064	23.448	29.239	277.2
18	8'47.143	22.147	26.471	22.529	25.664	
19	1'35.007	21.467	25.328	22.686	25.526	271.7
20	1'34.910	21.394	25.113	22.781	25.622	276.1
21	1'34.516	21.379	25.154	22.347	25.636	276.1

Fastest Lap: Alonso LOPEZ Beta Tools SpeedUp SPA **1'33.061** 21.189 24.852 21.839 25.181

These data/results cannot be reproduced, stored and/or transmitted in whole or in part by any manner of electronic, mechanical, photocopying, recording, broadcasting or otherwise now known or herein after developed without the previous express consent by the copyright owner, except for reproduction in daily press and regular printed publications on sale to the public within 60 days of the event related to those data/results and always provided that copyright symbol appears together as follows below.
© DORNA, 2024

Session 1

Moto2

Lap	Lap Time	T1	T2	T3	T4	Speed	Lap	Lap Time	T1	T2	T3	T4	Speed		
22	1'34.357	21.284	25.308	22.231	25.534	277.2	1	5'07.977	26.026	29.656	24.724	27.796			
18th	11	Sergio GARCIA					MT Helmets - MSI	SPA	2	1'42.353	23.221	27.890	24.029	27.213	268.5
		Runs=3	Total laps=22	Full laps=16	Valid laps=16			3	1'39.954	22.843	27.007	23.473	26.631	269.6	
1	2'17.500	27.426	27.489	23.633	26.598		4	1'38.402	22.118	26.504	23.100	26.680	270.7		
2	1'37.065	22.262	25.946	22.793	26.064	265.4	5	1'39.464	23.111	26.600	23.316	26.437	270.7		
3	1'44.899	21.875	25.681	22.628	34.715	269.6	6	1'37.819	22.125	26.357	22.993	26.344	271.7		
4	1'35.825	21.846	25.635	22.466	25.878	266.5	7	1'37.070	22.057	26.000	22.831	26.182	272.8		
5	1'35.997	22.080	25.534	22.416	25.967	267.5	8	1'36.355	21.830	25.892	22.662	25.971	272.8		
6	1'41.162	P 21.873	26.015	22.714	30.560	267.5	9	1'43.748	P 22.807	27.257	23.460	30.224	272.8		
7	14'15.952	22.453	26.145	22.522	25.979		10	14'06.268	25.378	27.430	23.467	26.609			
8	1'35.667	22.011	25.455	22.364	25.837	267.5	11	1'36.848	22.142	25.980	22.718	26.008	270.7		
9	1'35.585	21.750	25.454	22.693	25.688	268.5	12	1'37.730	21.969	25.923	23.153	26.685	272.8		
10	1'35.236	21.635	25.567	22.322	25.712	268.5	13	1'36.367	21.870	25.830	22.635	26.032	272.8		
11	1'44.968	24.218	30.953	23.817	25.980	267.5	14	1'36.431	22.164	25.741	22.628	25.898	272.8		
12	1'35.136	21.660	25.269	22.549	25.658	268.5	15	1'36.063	21.713	25.742	22.688	25.920	273.9		
13	1'35.530	21.662	25.556	22.683	25.629	271.7	16	1'35.731	21.719	25.642	22.594	25.776	272.8		
14	1'35.061	21.680	25.382	22.330	25.669	269.6	17	1'41.285	P 21.724	25.620	24.495	29.446	272.8		
15	1'47.995	P 21.763	30.668	24.079	31.485	269.6	18	10'33.794	24.895	26.995	23.097	25.992			
16	12'42.503	22.086	26.095	22.614	25.874		19	1'35.928	21.896	25.582	22.436	26.014	271.7		
17	1'34.578	21.570	25.345	22.178	25.485	269.6	20	1'34.851	21.541	25.367	22.421	25.522	272.8		
18	1'35.216	21.515	25.441	22.599	25.661	269.6	21	1'34.578	21.424	25.373	22.162	25.619	272.8		
19	1'34.835	21.524	25.290	22.292	25.729	270.7	22	1'42.497	P 22.342	26.831	23.481	29.843	272.8		
20	1'34.645	21.419	25.263	22.218	25.745	270.7	21st	79	Ai OGURA					MT Helmets - MSI	JPN
21	1'34.380	21.535	25.165	22.243	25.437	270.7			Runs=3	Total laps=23	Full laps=18	Valid laps=18			
22	1'43.562	P 21.537	25.124	22.372	34.529	271.7	1	4'04.219	28.679	28.899	24.199	27.360			
19th	15	Darryn BINDER					Liqui Moly Husqvarna	RSA	2	1'40.179	22.920	27.088	23.463	26.708	266.5
		Runs=3	Total laps=24	Full laps=19	Valid laps=19			3	1'38.843	22.437	26.472	23.319	26.615	266.5	
1	3'53.922	22.915	27.172	23.378	26.310		4	1'38.141	22.296	26.298	23.088	26.459	268.5		
2	1'36.455	22.077	26.033	22.542	25.803	270.7	5	1'37.317	22.177	26.024	22.907	26.209	272.8		
3	1'35.868	21.756	25.725	22.517	25.870	271.7	6	1'37.849	22.467	26.127	22.999	26.256	268.5		
4	1'35.603	21.695	25.509	22.545	25.854	271.7	7	1'37.400	22.038	26.161	22.936	26.265	269.6		
5	1'34.908	21.500	25.483	22.184	25.741	272.8	8	1'36.354	21.903	25.826	22.623	26.002	268.5		
6	1'34.965	21.722	25.424	22.286	25.533	272.8	9	1'36.146	21.891	25.779	22.490	25.986	267.5		
7	1'41.236	P 22.070	26.727	23.169	29.270	271.7	10	1'49.742	P 23.426	27.698	24.880	33.738	267.5		
8	16'47.204	22.375	26.760	23.071	26.146		11	11'03.661	23.951	27.090	23.229	26.439			
9	1'35.430	21.815	25.694	22.347	25.574	270.7	12	1'36.394	21.934	25.791	22.780	25.889	267.5		
10	1'49.168	21.571	25.587	35.703	26.307	273.9	13	1'35.749	21.786	25.640	22.535	25.788	269.6		
11	1'35.902	21.848	25.745	22.464	25.845	271.7	14	1'35.672	21.826	25.575	22.504	25.767	268.5		
12	1'35.858	21.810	25.525	22.795	25.728	271.7	15	1'35.195	21.720	25.412	22.369	25.694	269.6		
13	1'35.742	21.942	25.603	22.382	25.815	272.8	16	1'35.610	21.682	25.583	22.495	25.850	268.5		
14	1'39.388	P 21.632	25.607	22.691	29.458	272.8	17	1'43.037	P 21.705	25.382	24.102	31.848	268.5		
15	6'48.909	23.253	27.071	22.916	25.936		18	12'36.780	23.772	26.800	22.894	26.238			
16	1'34.876	21.621	25.450	22.228	25.577	270.7	19	1'36.637	21.646	25.825	23.292	25.874	269.6		
17	1'34.641	21.449	25.282	22.201	25.709	272.8	20	1'35.773	21.703	25.624	22.548	25.898	268.5		
18	1'34.848	21.503	25.403	22.150	25.792	273.9	21	1'35.270	21.668	25.378	22.422	25.802	268.5		
19	1'34.983	21.571	25.496	22.266	25.650	276.1	22	1'34.973	21.641	25.348	22.336	25.648	269.6		
20	1'39.950	21.544	25.403	26.835	26.168	271.7	23	1'40.228	21.979	26.511	25.803	25.935	269.6		
21	1'35.440	21.702	25.587	22.276	25.875	273.9	22nd	13	Celestino VIETTI					Red Bull KTM Ajo	ITA
22	1'34.704	21.537	25.327	22.235	25.605	271.7			Runs=3	Total laps=21	Full laps=16	Valid laps=16			
23	1'34.882	21.612	25.482	22.179	25.609	272.8	1	2'35.443	23.322	27.754	23.716	26.405			
24	1'34.546	21.356	25.311	22.290	25.589	275.0	2	1'37.580	22.563	26.348	22.814	25.855	271.7		
20th	5	Jaume MASIA					Pertamina Mandalika	SPA	3	1'36.440	22.158	25.849	22.568	25.865	273.9
		Runs=3	Total laps=22	Full laps=16	Valid laps=16			4	1'36.114	22.013	25.622	22.727	25.752	272.8	
								5	1'35.748	21.770	25.519	22.402	26.057	273.9	

Fastest Lap: Alonso LOPEZ Beta Tools SpeedUp SPA 1'33.061 21.189 24.852 21.839 25.181

These data/results cannot be reproduced, stored and/or transmitted in whole or in part by any manner of electronic, mechanical, photocopying, recording, broadcasting or otherwise now known or herein after developed without the previous express consent by the copyright owner, except for reproduction in daily press and regular printed publications on sale to the public within 60 days of the event related to those data/results and always provided that copyright symbol appears together as follows below.
© DORNA, 2024

Session 1

Moto2

Lap	Lap Time	T1	T2	T3	T4	Speed	Lap	Lap Time	T1	T2	T3	T4	Speed
6	1'35.451	21.757	25.468	22.468	25.758	273.9	12	1'36.478	21.891	25.909	22.638	26.040	271.7
7	1'35.817	21.758	25.468	22.665	25.926	270.7	13	1'36.300	21.824	25.949	22.569	25.958	272.8
8	1'36.205	21.867	25.643	22.718	25.977	272.8	14	1'35.461	21.697	25.541	22.480	25.743	273.9
9	1'36.186	21.862	26.040	22.496	25.788	272.8	15	1'35.764	21.786	25.608	22.458	25.912	275.0
10	1'40.557 P	21.790	25.707	23.100	29.960	272.8	16	1'35.355	21.680	25.606	22.362	25.707	273.9
11	18'09.432	22.858	26.891	22.976	26.002		17	1'35.617	21.797	25.587	22.449	25.784	273.9
12	1'36.013	21.948	25.824	22.473	25.768	271.7	18	1'45.001 P	21.824	26.995	24.588	31.594	277.2
13	1'35.502	21.662	25.505	22.577	25.758	272.8							
14	1'35.188	21.766	25.464	22.373	25.585	273.9							
15	1'35.378	21.755	25.435	22.381	25.807	272.8							
16	1'35.775	22.098	25.519	22.490	25.668	272.8							
17	1'35.043	21.672	25.422	22.382	25.567	273.9							
18	1'38.295 P	21.631	25.455	22.294	28.915	273.9							
19	11'32.083	22.762	26.324	22.814	25.966								
20	1'35.617	21.757	25.606	22.426	25.828	271.7							
21	1'35.306	21.674	25.521	22.369	25.742	273.9							

23rd 20 Xavi CARDELUS Fantic Racing AND
Runs=3 Total laps=23 Full laps=18 Valid laps=19

1	2'48.307	22.554	27.971	23.514	27.023	
2	1'38.197	22.683	26.132	22.916	26.466	266.5
3	1'37.129	22.564	25.834	22.489	26.242	267.5
4	1'36.725	22.602	25.634	22.427	26.062	266.5
5	1'35.575	21.782	25.518	22.359	25.916	268.5
6	1'35.651	21.774	25.381	22.340	26.156	269.6
7	1'35.645	21.847	25.468	22.371	25.959	268.5
8	1'37.995	22.453	26.661	22.620	26.261	268.5
9	1'37.039	22.436	25.722	22.717	26.164	269.6
10	1'38.995 P	21.762	25.587	22.852	28.794	270.7
11	12'16.252	23.521	26.194	22.605	26.063	
12	1'36.300	22.208	25.696	22.454	25.942	267.5
13	1'35.474	21.801	25.443	22.411	25.819	267.5
14	1'35.583	21.859	25.484	22.325	25.915	269.6
15	1'35.348	21.850	25.336	22.374	25.788	270.7
16	1'35.378	21.680	25.461	22.492	25.745	270.7
17	1'35.934	21.876	25.604	22.402	26.052	270.7
18	1'35.370	21.735	25.338	22.332	25.965	270.7
19	1'37.000	22.618	25.913	22.389	26.080	269.6
20	1'35.364	21.874	25.335	22.396	25.759	269.6
21	1'35.493	21.853	25.505	22.376	25.759	269.6
22	1'40.044 P	22.643	25.827	22.768	28.806	270.7
23	13'32.383	24.014	25.962	22.935	25.801	

24th 10 Diogo MOREIRA Italtrans Racing Team BRA
Runs=2 Total laps=18 Full laps=14 Valid laps=14

1	7'33.039	23.927	28.133	23.874	27.493	
2	1'39.939	22.901	26.899	23.393	26.746	270.7
3	1'38.566	22.353	26.457	23.248	26.508	269.6
4	1'36.518	22.201	25.806	22.535	25.976	268.5
5	1'37.244	21.920	26.190	22.650	26.484	272.8
6	1'36.541	22.021	25.891	22.592	26.037	272.8
7	1'37.647	21.840	26.011	22.838	26.958	271.7
8	1'36.631	21.977	25.980	22.583	26.091	268.5
9	1'35.994	21.769	25.839	22.520	25.866	271.7
10	1'43.475 P	22.865	26.926	23.450	30.234	271.7
11	24'57.102	21.498	26.565	23.361	28.098	

25th 34 Mario AJI IDEMITSU Honda Te INA
Runs=3 Total laps=27 Full laps=22 Valid laps=22

1	4'42.442	26.936	29.899	24.753	27.985	
2	1'46.957	23.580	27.346	23.709	32.322	264.4
3	1'41.105	22.998	27.208	23.602	27.297	266.5
4	1'47.934 P	22.862	26.987	23.523	34.562	267.5
5	6'36.270	25.045	27.629	23.386	26.986	
6	1'38.987	22.729	26.628	22.986	26.644	266.5
7	1'38.191	22.263	26.396	22.998	26.534	266.5
8	1'37.666	22.225	26.193	22.870	26.378	267.5
9	1'40.525	24.775	26.173	22.907	26.670	266.5
10	1'37.362	22.199	26.016	22.884	26.263	268.5
11	1'37.604	22.238	26.205	22.930	26.231	268.5
12	1'37.556	22.352	25.972	22.993	26.239	267.5
13	1'37.126	22.197	26.003	22.689	26.237	268.5
14	1'37.113	22.340	25.826	22.772	26.175	267.5
15	1'36.831	22.004	26.024	22.691	26.112	268.5
16	1'37.789	22.216	26.215	23.195	26.163	267.5
17	1'37.219	22.283	25.984	22.797	26.155	268.5
18	1'37.318	22.137	25.913	22.721	26.547	267.5
19	1'37.121	22.200	25.956	22.764	26.201	270.7
20	1'46.319 P	22.332	27.793	23.596	32.598	267.5
21	10'49.444	22.749	27.247	22.723	26.048	
22	1'36.398	21.922	25.872	22.610	25.994	265.4
23	1'36.174	22.100	25.718	22.605	25.751	266.5
24	1'35.901	21.911	25.690	22.673	25.627	267.5
25	1'35.905	21.756	25.598	22.348	26.203	268.5
26	1'36.511	21.895	26.038	22.545	26.033	267.5
27	1'35.918	21.841	25.661	22.383	26.033	267.5

26th 53 Deniz ÖNCÜ Red Bull KTM Ajo TUR
Runs=3 Total laps=21 Full laps=16 Valid laps=16

1	3'31.996	24.105	30.277	27.262	28.841	
2	1'46.323	24.180	29.005	24.996	28.142	267.5
3	1'43.064	23.219	28.158	24.317	27.370	270.7
4	1'41.519	22.858	27.763	23.953	26.945	270.7
5	1'40.711	22.558	27.461	23.778	26.914	271.7
6	1'56.408	22.515	27.174	39.183	27.536	272.8
7	1'40.539	22.404	27.576	23.693	26.866	271.7
8	1'39.296	22.234	27.024	23.511	26.527	272.8
9	1'42.091 P	22.171	26.789	23.531	29.600	272.8
10	16'18.505	22.861	28.463	24.301	27.301	
11	1'39.334	22.352	27.008	23.453	26.521	268.5
12	1'40.054	23.362	26.883	23.478	26.331	272.8
13	1'37.921	22.093	26.675	23.059	26.094	273.9
14	1'37.535	21.907	26.240	23.180	26.208	276.1
15	1'37.753	21.882	26.249	23.130	26.492	275.0
16	1'37.500	21.871	26.438	23.055	26.136	272.8

Fastest Lap: Alonso LOPEZ Beta Tools SpeedUp SPA **1'33.061** 21.189 24.852 21.839 25.181

These data/results cannot be reproduced, stored and/or transmitted in whole or in part by any manner of electronic, mechanical, photocopying, recording, broadcasting or otherwise now known or herein after developed without the previous express consent by the copyright owner, except for reproduction in daily press and regular printed publications on sale to the public within 60 days of the event related to those data/results and always provided that copyright symbol appears together as follows below.
© DORNA, 2024

Session 1

Moto2

Lap	Lap Time		T1	T2	T3	T4	Speed	Lap	Lap Time	T1	T2	T3	T4	Speed
17	1'41.669	P	22.294	26.136	23.116	30.123	276.1							
18	1'15.455		22.888	27.849	23.529	26.789								
19	1'37.503		22.113	26.144	23.151	26.095	273.9							
20	1'37.080		21.857	26.086	22.988	26.149	273.9							
21	1'36.686		21.861	26.030	22.917	25.878	275.0							

27th 22 Ayumu SASAKI Correos Prepagó Yam JPN
 Runs=3 Total laps=22 Full laps=17 Valid laps=17

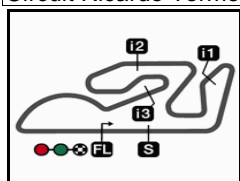
1	3'41.313		25.926	29.629	25.457	27.825								
2	1'43.543		23.516	28.091	24.541	27.395	269.6							
3	1'43.055		22.878	27.402	25.630	27.145	270.7							
4	1'41.064		22.869	27.345	23.867	26.983	269.6							
5	1'40.918		22.787	27.300	24.262	26.569	270.7							
6	1'40.079		22.486	27.081	23.791	26.721	273.9							
7	1'46.397	P	22.601	27.424	23.642	32.730	275.0							
8	15'08.898		24.242	27.521	23.980	26.889								
9	1'40.284		22.620	26.996	23.748	26.920	269.6							
10	1'39.788		22.648	26.891	23.568	26.681	271.7							
11	1'39.386		22.514	26.821	23.523	26.528	272.8							
12	1'39.493		22.418	26.703	23.336	27.036	272.8							
13	1'38.899		22.265	26.797	23.260	26.577	275.0							
14	1'38.694		22.320	26.713	23.204	26.457	273.9							
15	1'38.395		22.134	26.457	23.234	26.570	275.0							
16	1'49.409	P	25.097	27.648	23.658	33.006	271.7							
17	9'50.229		23.910	27.036	23.451	26.686								
18	1'38.639		22.277	26.556	23.348	26.458	272.8							
19	1'38.391		22.255	26.447	23.322	26.367	272.8							
20	1'39.437		22.273	26.330	24.467	26.367	272.8							
21	1'38.224		22.149	26.403	23.205	26.467	272.8							
22	1'38.837		22.202	26.558	23.553	26.524	272.8							

28th 43 Xavier ARTIGAS Forward Team SPA
 Runs=1 Total laps=10 Full laps=8 Valid laps=8

1	39'51.641		27.942	31.960	28.253	30.048								
2	1'44.786		24.013	28.230	24.759	27.784	267.5							
3	1'41.723		23.333	27.271	24.053	27.066	268.5							
4	1'45.493		25.626	28.975	23.921	26.971	272.8							
5	1'40.652		22.759	26.974	23.832	27.087	271.7							
6	1'40.072		23.441	26.649	23.336	26.646	269.6							
7	1'39.413		22.770	26.703	23.380	26.560	267.5							
8	1'39.351		22.590	26.532	23.460	26.769	272.8							
9	1'57.259		22.611	26.585	40.617	27.446	272.8							
10	1'45.955	P	22.708	27.099	23.796	32.352	272.8							

Fastest Lap: Alonso LOPEZ Beta Tools SpeedUp SPA **1'33.061** 21.189 24.852 21.839 25.181

These data/results cannot be reproduced, stored and/or transmitted in whole or in part by any manner of electronic, mechanical, photocopying, recording, broadcasting or otherwise now known or herein after developed without the previous express consent by the copyright owner, except for reproduction in daily press and regular printed publications on sale to the public within 60 days of the event related to those data/results and always provided that copyright symbol appears together as follows below.
 © DORNA, 2024



4005 m.

Valencia Moto2™ & Moto3™ Official Test

Session 1

Best Partial Times


Moto2™

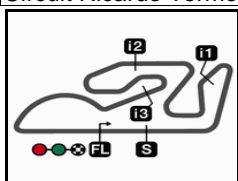
IT Ideal Lap Time, sum of the best partial times*BT* Best Lap Time

T1		T2		T3		T4						
Pos	Rider	Time	Rider	Time	Rider	Time	Rider	Time	Pos	Rider	IT	BT
1	A.LOPEZ	21.189	A.CANET	24.797	A.CANET	21.795	A.CANET	25.039	1	A.CANET	1'32.951	1'33.074 (2)
2	S.AGIUS	21.250	A.LOPEZ	24.852	S.CHANTRA	21.837	T.ARBOLINO	25.131	2	A.LOPEZ	1'33.061	1'33.061 (1)
3	I.GUEVARA	21.284	T.ARBOLINO	24.969	A.LOPEZ	21.839	A.LOPEZ	25.181	3	T.ARBOLINO	1'33.291	1'33.473 (4)
4	T.ARBOLINO	21.312	D.FOGGIA	24.979	F.ALDEGUER	21.858	F.ALDEGUER	25.181	4	F.ALDEGUER	1'33.441	1'33.456 (3)
5	A.CANET	21.320	S.CHANTRA	24.991	T.ARBOLINO	21.879	S.CHANTRA	25.214	5	S.CHANTRA	1'33.445	1'33.496 (5)
6	D.FOGGIA	21.326	A.ARENAS	25.000	M.GONZALEZ	21.951	D.FOGGIA	25.257	6	D.FOGGIA	1'33.521	1'33.562 (6)
7	D.BINDER	21.356	J.ALCOBA	25.011	D.FOGGIA	21.959	J.DIXON	25.273	7	S.AGIUS	1'33.707	1'33.910 (8)
8	F.ALDEGUER	21.369	M.GONZALEZ	25.019	J.ALCOBA	21.985	S.AGIUS	25.276	8	J.ALCOBA	1'33.717	1'33.898 (7)
9	J.ALCOBA	21.381	F.ALDEGUER	25.033	B.BENDSNEYDE	21.996	A.ESCRIG	25.305	9	M.GONZALEZ	1'33.797	1'33.922 (9)
10	J.DIXON	21.385	B.BENDSNEYDE	25.034	B.BALTUS	22.032	A.ARENAS	25.326	10	A.ARENAS	1'33.804	1'33.930 (10)
11	F.SALAC	21.390	I.GUEVARA	25.113	J.DIXON	22.041	J.ALCOBA	25.340	11	B.BENDSNEYDE	1'33.888	1'33.944 (11)
12	A.ARENAS	21.395	S.AGIUS	25.114	S.AGIUS	22.067	M.GONZALEZ	25.348	12	J.DIXON	1'33.921	1'34.052 (12)
13	S.CHANTRA	21.403	S.GARCIA	25.124	A.ARENAS	22.083	B.BALTUS	25.367	13	A.ESCRIG	1'33.981	1'34.100 (13)
14	S.GARCIA	21.419	Z.VD GOORBER	25.150	A.ESCRIG	22.093	B.BENDSNEYDE	25.414	14	B.BALTUS	1'34.018	1'34.203 (14)
15	A.ESCRIG	21.420	A.ESCRIG	25.163	Z.VD GOORBER	22.095	S.GARCIA	25.437	15	I.GUEVARA	1'34.121	1'34.357 (17)
16	J.MASIA	21.424	B.BALTUS	25.168	D.BINDER	22.150	F.SALAC	25.454	16	S.GARCIA	1'34.158	1'34.380 (18)
17	B.BENDSNEYDE	21.444	F.SALAC	25.214	J.MASIA	22.162	Z.VD GOORBER	25.467	17	Z.VD GOORBER	1'34.203	1'34.289 (15)
18	B.BALTUS	21.451	J.DIXON	25.222	F.SALAC	22.164	I.GUEVARA	25.493	18	F.SALAC	1'34.222	1'34.334 (16)
19	M.GONZALEZ	21.479	D.BINDER	25.282	S.GARCIA	22.178	J.MASIA	25.522	19	D.BINDER	1'34.321	1'34.546 (19)
20	Z.VD GOORBER	21.491	X.CARDELUS	25.335	I.GUEVARA	22.231	D.BINDER	25.533	20	J.MASIA	1'34.475	1'34.578 (20)
21	C.VIETTI	21.631	A.OGURA	25.348	C.VIETTI	22.294	C.VIETTI	25.567	21	C.VIETTI	1'34.914	1'35.043 (22)
22	A.OGURA	21.641	J.MASIA	25.367	X.CARDELUS	22.325	M.AJI	25.627	22	A.OGURA	1'34.973	1'34.973 (21)
23	D.MOREIRA	21.680	C.VIETTI	25.422	A.OGURA	22.336	A.OGURA	25.648	23	X.CARDELUS	1'35.085	1'35.348 (23)
24	X.CARDELUS	21.680	D.MOREIRA	25.541	M.AJI	22.348	D.MOREIRA	25.707	24	D.MOREIRA	1'35.290	1'35.355 (24)

These data/results cannot be reproduced, stored and/or transmitted in whole or in part by any manner of electronic, mechanical, photocopying, recording, broadcasting or otherwise now known or herein after developed without the previous express consent by the copyright owner, except for reproduction in daily press and regular printed publications on sale to the public within 60 days of the event related to those data/results and always provided that copyright symbol appears together as follows below.
© DORNA, 2024

Circuit Ricardo Tormo

Results and timing service provided by  **TISSOT**



4005 m.

Valencia Moto2™ & Moto3™ Official Test

Session 1

Best Partial Times

Moto2™

IT Ideal Lap Time, sum of the best partial times

BT Best Lap Time

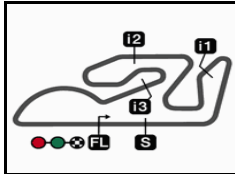
T1		T2		T3		T4				<i>IT</i>	<i>BT</i>	
<i>Pos</i>	<i>Rider</i>	<i>Time</i>	<i>Rider</i>	<i>Time</i>	<i>Rider</i>	<i>Time</i>	<i>Rider</i>	<i>Time</i>	<i>Pos</i>	<i>Rider</i>		
25	M.AJI	21.756	M.AJI	25.598	D.MOREIRA	22.362	X.CARDELUS	25.745	25	M.AJI	1'35.329	1'35.901 (25)
26	D.ÖNCÜ	21.857	D.ÖNCÜ	26.030	D.ÖNCÜ	22.917	D.ÖNCÜ	25.878	26	D.ÖNCÜ	1'36.682	1'36.686 (26)
27	A.SASAKI	22.134	A.SASAKI	26.330	A.SASAKI	23.204	A.SASAKI	26.367	27	A.SASAKI	1'38.035	1'38.224 (27)
28	X.ARTIGAS	22.590	X.ARTIGAS	26.532	X.ARTIGAS	23.336	X.ARTIGAS	26.560	28	X.ARTIGAS	1'39.018	1'39.351 (28)

These data/results cannot be reproduced, stored and/or transmitted in whole or in part by any manner of electronic, mechanical, photocopying, recording, broadcasting or otherwise now known or herein after developed without the previous express consent by the copyright owner, except for reproduction in daily press and regular printed publications on sale to the public within 60 days of the event related to those data/results and always provided that copyright symbol appears together as follows below.
© DORNA, 2024

Official MotoGP Timing by **TISSOT**
www.motogp.com

moto2™






4005 m.

Valencia Moto2™ & Moto3™ Official Test

Session 1

Fastest Laps Sequence

<i>Practice Time</i>	 <i>Rider</i>	<i>Nation</i>	<i>Motorcycle</i>	<i>Time</i>	<i>Km/h</i>	<i>Rider's Lap</i>
3'44.033	17 Alex ESCRIG	SPA	FORWARD	1'39.201	145.3	2
3'47.818	14 Tony ARBOLINO	ITA	KALEX	1'35.660	150.7	2
5'22.269	14 Tony ARBOLINO	ITA	KALEX	1'34.451	152.6	3
8'31.267	14 Tony ARBOLINO	ITA	KALEX	1'34.081	153.2	5
10'31.324	44 Aron CANET	SPA	KALEX	1'34.016	153.3	6
15'12.833	21 Alonso LOPEZ	SPA	BOSCOSCURO	1'33.701	153.8	5
30'08.517	21 Alonso LOPEZ	SPA	BOSCOSCURO	1'33.617	154.0	11
53'11.821	14 Tony ARBOLINO	ITA	KALEX	1'33.473	154.2	21
56'10.722	44 Aron CANET	SPA	KALEX	1'33.420	154.3	22
57'43.842	44 Aron CANET	SPA	KALEX	1'33.120	154.8	23
57'59.535	21 Alonso LOPEZ	SPA	BOSCOSCURO	1'33.061	154.9	24

These data/results cannot be reproduced, stored and/or transmitted in whole or in part by any manner of electronic, mechanical, photocopying, recording, broadcasting or otherwise now known or herein after developed without the previous express consent by the copyright owner, except for reproduction in daily press and regular printed publications on sale to the public within 60 days of the event related to those data/results and always provided that copyright symbol appears together as follows below.

© DORNA, 2024

Official MotoGP Timing by TISSOT
www.motogp.com

Cheste, Monday, November 27, 2023

