

4005 m.

Valencia Moto2™ & Moto3™ Official Test

Session 2

Classification

6

	Rider	Nation	Team	Motorcycle	Time	Lap	Total	Gap	Top Speed
1	44 Aron CANET	SPA	Fantic Racing	KALEX	1'33.146	21	22		275.0
2	54 Fermín ALDEGUER	SPA	Beta Tools SpeedUp	BOSCOSCURO	1'33.151	27	27	0.005 0.005	276.1
3	14 Tony ARBOLINO	ITA	Elf Marc VDS Racing Team	KALEX	1'33.383	23	23	0.237 0.232	277.2
4	17 Alex ESCRIG	SPA	Forward Team	FORWARD	1'33.526	24	24	0.380 0.143	275.0
5	75 Albert ARENAS	SPA	QJMOTOR Gresini Moto2	KALEX	1'33.542	18	24	0.396 0.016	277.2
6	81 Senna AGIUS	AUS	Liqui Moly Husqvarna Intact GP	KALEX	1'33.592	20	24	0.446 0.050	276.1
7	18 Manuel GONZALEZ	SPA	QJMOTOR Gresini Moto2™	KALEX	1'33.607	14	29	0.461 0.015	278.3
8	52 Jeremy ALCOBA	SPA	Correos Prepago Yamaha VR46 T	KALEX	1'33.709	19	28	0.563 0.102	278.3
9	84 Zonta VD GOORBERGH	NED	Fieten Olie Racing GP	KALEX	1'33.738	5	21	0.592 0.029	275.0
10	96 Jake DIXON	GBR	Gaviota GASGAS Aspar Team	KALEX	1'33.771	19	19	0.625 0.033	279.5
11	21 Alonso LOPEZ	SPA	Beta Tools SpeedUp	BOSCOSCURO	1'33.795	25	28	0.649 0.024	276.1
12	35 Somkiat CHANTRA	THA	IDEMITSU Honda Team Asia	KALEX	1'33.870	23	23	0.724 0.075	276.1
13	12 Filip SALAC	CZE	Elf Marc VDS Racing Team	KALEX	1'33.930	15	22	0.784 0.060	278.3
14	28 Izan GUEVARA	SPA	Gaviota GASGAS Aspar Team	KALEX	1'33.931	20	23	0.785 0.001	280.6
15	64 Bo BENDSNEYDER	NED	Pertamina Mandalika SAG Team	KALEX	1'33.941	11	21	0.795 0.010	276.1
16	71 Dennis FOGGIA	ITA	Italtrans Racing Team	KALEX	1'33.956	16	16	0.810 0.015	279.5
17	7 Barry BALTUS	BEL	Fieten Olie Racing GP	KALEX	1'34.168	19	22	1.022 0.212	275.0
18	15 Darryn BINDER	RSA	Liqui Moly Husqvarna Intact GP	KALEX	1'34.178	27	28	1.032 0.010	277.2
19	5 Jaume MASIA	SPA	Pertamina Mandalika SAG Team	KALEX	1'34.237	16	24	1.091 0.059	277.2
20	13 Celestino VIETTI	ITA	Red Bull KTM Ajo	KALEX	1'34.250	15	22	1.104 0.013	277.2
21	20 Xavi CARDELUS	AND	Fantic Racing	KALEX	1'34.343	21	27	1.197 0.093	275.0
22	11 Sergio GARCIA	SPA	MT Helmets - MSI	BOSCOSCURO	1'34.387	17	24	1.241 0.044	273.9
23	10 Diogo MOREIRA	BRA	Italtrans Racing Team	KALEX	1'34.538	22	23	1.392 0.151	279.5
24	79 Ai OGURA	JPN	MT Helmets - MSI	BOSCOSCURO	1'34.703	23	25	1.557 0.165	276.1
25	34 Mario AJI	INA	IDEMITSU Honda Team Asia	KALEX	1'35.234	17	27	2.088 0.531	270.7
26	53 Deniz ÖNCÜ	TUR	Red Bull KTM Ajo	KALEX	1'36.071	20	21	2.925 0.837	278.3
27	22 Ayumu SASAKI	JPN	Correos Prepago Yamaha VR46 T	KALEX	1'36.283	18	21	3.137 0.212	277.2
28	43 Xavier ARTIGAS	SPA	Forward Team	FORWARD	1'36.291	17	17	3.145 0.008	277.2

Practice condition: **Dry**

Fastest Lap:	Lap: 21	Aron CANET	1'33.146	154.7 Km/h
Best Race Lap:	2023	Fermín ALDEGUER	1'33.665	153.9 Km/h
All Time Lap Record:	2024	Alonso LOPEZ	1'33.061	154.9 Km/h

The results are provisional until the end of the limit for protest and appeals.

Time limit for protest expires 60' after publication of the results - Time:

These data/results cannot be reproduced, stored and/or transmitted in whole or in part by any manner of electronic, mechanical, photocopying, recording, broadcasting or otherwise now known or herein after developed without the previous express consent by the copyright owner, except for reproduction in daily press and regular printed publications on sale to the public within 60 days of the event related to those data/results and always provided that copyright symbol appears together as follows below.

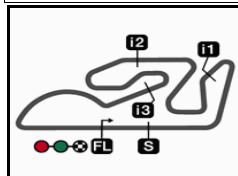
© DORNA, 2024

Official MotoGP Timing by TISSOT
www.motogp.com

Chestre, Monday, November 27, 2023

moto2™






4005 m.

Valencia Moto2™ & Moto3™ Official Test

Session 2

Combined Practice Times

7

	Rider	Nation	Team	MOTORCYCLE	FP1	FP2	Gap
1	21 A. LOPEZ	SPA	Beta Tools SpeedUp	BOSCOSCURO	1'33.061 24	1'33.795 25	
2	44 A. CANET	SPA	Fantic Racing	KALEX	1'33.074 24	1'33.146 21	0.013 0.013
3	54 F. ALDEGUER	SPA	Beta Tools SpeedUp	BOSCOSCURO	1'33.456 22	1'33.151 27	0.090 0.077
4	14 T. ARBOLINO	ITA	Elf Marc VDS Racing Team	KALEX	1'33.473 21	1'33.383 23	0.322 0.232
5	35 S. CHANTRA	THA	IDEMITSU Honda Team Asia	KALEX	1'33.496 22	1'33.870 23	0.435 0.113
6	17 A. ESCRIG	SPA	Forward Team	FORWARD	1'34.100 24	1'33.526 24	0.465 0.030
7	75 A. ARENAS	SPA	QJMOTOR Gresini Moto2	KALEX	1'33.930 19	1'33.542 18	0.481 0.016
8	71 D. FOGGIA	ITA	Italtrans Racing Team	KALEX	1'33.562 18	1'33.956 16	0.501 0.020
9	81 S. AGIUS	AUS	Liqui Moly Husqvarna Intact GP	KALEX	1'33.910 20	1'33.592 20	0.531 0.030
10	18 M. GONZALEZ	SPA	QJMOTOR Gresini Moto2™	KALEX	1'33.922 23	1'33.607 14	0.546 0.015
11	52 J. ALCOBA	SPA	Correos Prepago Yamaha VR46 Team	KALEX	1'33.898 19	1'33.709 19	0.648 0.102
12	84 Z. VD GOORBERG	NED	Fieten Olie Racing GP	KALEX	1'34.289 18	1'33.738 5	0.677 0.029
13	96 J. DIXON	GBR	Gaviota GASGAS Aspar Team	KALEX	1'34.052 12	1'33.771 19	0.710 0.033
14	12 F. SALAC	CZE	Elf Marc VDS Racing Team	KALEX	1'34.334 19	1'33.930 15	0.869 0.159
15	28 I. GUEVARA	SPA	Gaviota GASGAS Aspar Team	KALEX	1'34.357 22	1'33.931 20	0.870 0.001
16	64 B. BENDSNEYDEI	NED	Pertamina Mandalika SAG Team	KALEX	1'33.944 20	1'33.941 11	0.880 0.010
17	7 B. BALTUS	BEL	Fieten Olie Racing GP	KALEX	1'34.203 24	1'34.168 19	1.107 0.227
18	15 D. BINDER	RSA	Liqui Moly Husqvarna Intact GP	KALEX	1'34.546 24	1'34.178 27	1.117 0.010
19	5 J. MASIA	SPA	Pertamina Mandalika SAG Team	KALEX	1'34.578 21	1'34.237 16	1.176 0.059
20	13 C. VIETTI	ITA	Red Bull KTM Ajo	KALEX	1'35.043 17	1'34.250 15	1.189 0.013
21	20 X. CARDELUS	AND	Fantic Racing	KALEX		1'34.343 21	1.282 0.093
22	11 S. GARCIA	SPA	MT Helmets - MSI	BOSCOSCURO	1'34.380 21	1'34.387 17	1.319 0.037
23	10 D. MOREIRA	BRA	Italtrans Racing Team	KALEX	1'35.355 16	1'34.538 22	1.477 0.158
24	79 A. OGURA	JPN	MT Helmets - MSI	BOSCOSCURO	1'34.973 22	1'34.703 23	1.642 0.165
25	34 M. AJI	INA	IDEMITSU Honda Team Asia	KALEX	1'35.901 24	1'35.234 17	2.173 0.531
26	53 D. ÖNCÜ	TUR	Red Bull KTM Ajo	KALEX	1'36.686 21	1'36.071 20	3.010 0.837
27	22 A. SASAKI	JPN	Correos Prepago Yamaha VR46 Team	KALEX	1'38.224 21	1'36.283 18	3.222 0.212
28	43 X. ARTIGAS	SPA	Forward Team	FORWARD	1'39.351 8	1'36.291 17	3.230 0.008

Pole Position Record:	2023	Aron CANET	1'33.314	154.5 Km/h
Best Race Lap:	2023	Fermin ALDEGUER	1'33.665	153.9 Km/h
All Time Lap Record:	2024	Alonso LOPEZ	1'33.061	154.9 Km/h

The results are provisional until the end of the limit for protest and appeals.

Time limit for protest expires 60' after publication of the results - Time:

These data/results cannot be reproduced, stored and/or transmitted in whole or in part by any manner of electronic, mechanical, photocopying, recording, broadcasting or otherwise now known or herein after developed without the previous express consent by the copyright owner, except for reproduction in daily press and regular printed publications on sale to the public within 60 days of the event related to those data/results and always provided that copyright symbol appears together as follows below.

© DORNA, 2024

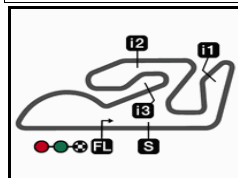
Official MotoGP Timing by TISSOT

www.motogp.com

Cheste, Monday, November 27, 2023








4005 m.

Valencia Moto2™ & Moto3™ Official Test

Session 2

Top Speed & Average

8

	Rider	Nation	Motorcycle	Top 5 speeds					Average	Top
28	Izan GUEVARA	SPA	KALEX	280.6	280.6	280.6	279.5	278.3	279.3	280.6
10	Diogo MOREIRA	BRA	KALEX	279.5	276.1	276.1	276.1	275.0	275.8	279.5
71	Dennis FOGGIA	ITA	KALEX	279.5	278.3	277.2	277.2	276.1	277.2	279.5
96	Jake DIXON	GBR	KALEX	279.5	278.3	277.2	276.1	276.1	277.1	279.5
12	Filip SALAC	CZE	KALEX	278.3	277.2	276.1	275.0	275.0	275.8	278.3
18	Manuel GONZALEZ	SPA	KALEX	278.3	276.1	275.0	275.0	273.9	274.9	278.3
52	Jeremy ALCOBA	SPA	KALEX	278.3	277.2	276.1	275.0	275.0	276.3	278.3
53	Deniz ÖNCÜ	TUR	KALEX	278.3	277.2	277.2	277.2	276.1	276.6	278.3
5	Jaume MASIA	SPA	KALEX	277.2	277.2	277.2	276.1	276.1	276.7	277.2
13	Celestino VIETTI	ITA	KALEX	277.2	277.2	276.1	276.1	276.1	276.5	277.2
14	Tony ARBOLINO	ITA	KALEX	277.2	276.1	276.1	276.1	276.1	276.2	277.2
15	Darryn BINDER	RSA	KALEX	277.2	277.2	277.2	277.2	276.1	276.6	277.2
22	Ayumu SASAKI	JPN	KALEX	277.2	277.2	276.1	276.1	276.1	276.4	277.2
43	Xavier ARTIGAS	SPA	FORWARD	277.2	277.2	276.1	276.1	276.1	276.3	277.2
75	Albert ARENAS	SPA	KALEX	277.2	277.2	276.1	276.1	276.1	276.5	277.2
21	Alonso LOPEZ	SPA	BOSCOSCURO	276.1	276.1	276.1	275.0	275.0	275.7	276.1
35	Somkiat CHANTRA	THA	KALEX	276.1	276.1	276.1	275.0	275.0	275.3	276.1
54	Fermín ALDEGUER	SPA	BOSCOSCURO	276.1	276.1	275.0	275.0	275.0	275.4	276.1
64	Bo BENDSNEYDER	NED	KALEX	276.1	275.0	275.0	273.9	273.9	274.6	276.1
79	Ai OGURA	JPN	BOSCOSCURO	276.1	276.1	275.0	275.0	273.9	274.8	276.1
81	Senna AGIUS	AUS	KALEX	276.1	276.1	276.1	276.1	276.1	276.1	276.1
7	Barry BALTUS	BEL	KALEX	275.0	272.8	272.8	272.8	272.8	273.2	275.0
17	Alex ESCRIG	SPA	FORWARD	275.0	275.0	275.0	275.0	275.0	275.0	275.0
20	Xavi CARDELUS	AND	KALEX	275.0	273.9	273.9	273.9	272.8	273.4	275.0
44	Aron CANET	SPA	KALEX	275.0	273.9	273.9	273.9	272.8	273.4	275.0
84	Zonta VD GOORBERGH	NED	KALEX	275.0	272.8	272.8	272.8	271.7	272.4	275.0
11	Sergio GARCIA	SPA	BOSCOSCURO	273.9	273.9	272.8	272.8	272.8	273.1	273.9
34	Mario AJI	INA	KALEX	270.7	270.7	269.6	269.6	269.6	269.9	270.7

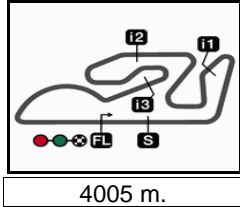
These data/results cannot be reproduced, stored and/or transmitted in whole or in part by any manner of electronic, mechanical, photocopying, recording, broadcasting or otherwise now known or herein after developed without the previous express consent by the copyright owner, except for reproduction in daily press and regular printed publications on sale to the public within 60 days of the event related to those data/results and always provided that copyright symbol appears together as follows below.

© DORNA, 2024

Official MotoGP Timing by TISSOT
www.motogp.com

Chestre, Monday, November 27, 2023





Valencia Moto2™ & Moto3™ Official Test

Session 2

Chronological Analysis of Performances

9

* Lap / Sector time cancelled

T1 Time from finish line to 1st intermediate

T3 Time from 2nd intermed. to 3rd intermed.

P Crossing the finish line in pit lane

T2 Time from 1st intermed. to 2nd intermed.

T4 Time from 3rd intermediate to finish line

Lap	Lap Time	T1	T2	T3	T4	Speed	Lap	Lap Time	T1	T2	T3	T4	Speed	
1st	44	Aron CANET Fantic Racing SPA						20	1'41.682 P	21.494	26.426	23.307	30.455	273.9
		Runs=4	Total laps=22	Full laps=15	Valid laps=15		21	5'05.747	22.282	26.135	22.275	25.464		
1	2'22.123	22.671	26.066	22.438	25.653		22	1'34.153	21.629	24.989	22.027	25.508	269.6	
2	1'35.476	22.121	25.659	22.231	25.465	272.8	23	1'37.767	21.411	25.135	25.283	25.938	276.1	
3	1'40.878	26.828	25.425	22.521	26.104	271.7	24	1'33.242	21.351	25.011	21.795	25.085	273.9	
4	1'34.343	21.472	25.175	22.347	25.349	271.7	25	1'37.615	21.964	27.399	22.932	25.320	273.9	
5	1'34.017	21.515	25.118	21.984	25.400	272.8	26	1'33.218	21.402	24.877	21.853	25.086	275.0	
6	1'42.457 P	22.161	25.724	23.363	31.209	275.0	27	1'33.151	21.342	24.729	21.788	25.292	275.0	
7	13'51.382	25.461	25.765	22.315	25.776		3rd	14	Tony ARBOLINO Elf Marc VDS Racing ITA					
8	1'34.238	21.562	25.345	22.080	25.251	269.6			Runs=3	Total laps=23	Full laps=18	Valid laps=18		
9	1'34.136	21.585	25.199	22.017	25.335	270.7	1	2'34.728	21.601	27.105	23.130	26.388		
10	1'33.986	21.568	25.118	22.054	25.246	271.7	2	1'35.108	21.854	25.422	22.335	25.497	277.2	
11	1'34.152	21.503	25.267	22.061	25.321	272.8	3	1'34.590	21.582	25.210	22.261	25.537	276.1	
12	1'34.016	21.515	25.177	22.000	25.324	273.9	4	1'34.395	21.546	25.187	22.130	25.532	276.1	
13	1'34.041	21.539	25.226	22.020	25.256	271.7	5	1'34.035	21.516	25.163	21.910	25.446	276.1	
14	1'52.208 P	26.188	27.383	24.018	34.619	272.8	6	1'35.394	22.130	25.490	22.245	25.529	276.1	
15	10'10.077	21.594	25.491	22.025	25.311		7	1'34.093	21.506	25.122	21.998	25.467	273.9	
16	1'33.329	21.379	25.025	21.832	25.093	272.8	8	1'45.797 P	25.796	27.911	23.133	28.957	275.0	
17	1'33.226	21.365	24.971	21.759	25.131	273.9	9	22'27.435	21.897	27.714	25.169	28.994		
18	1'39.566 P	21.356	24.845	22.107	31.258	273.9	10	1'34.856	21.712	25.538	22.148	25.458	273.9	
19	10'55.850	25.868	25.257	22.055	25.741		11	1'33.933	21.442	25.254	21.950	25.287	275.0	
20	1'33.608	21.687	24.979	21.898	25.044	270.7	12	1'33.891	21.441	25.077	21.967	25.406	276.1	
21	1'33.146	21.312	24.978	21.769	25.087	271.7	13	1'33.936	21.424	25.110	21.979	25.423	276.1	
22	1'33.300	21.330	24.925	21.871	25.174	272.8	14	1'33.820	21.455	25.073	21.907	25.385	276.1	
2nd	54	Fermín ALDEGUER Beta Tools SpeedUp SPA						15	1'33.680	21.385	25.119	21.939	25.237	276.1
		Runs=3	Total laps=27	Full laps=22	Valid laps=22		16	1'33.767	21.490	25.081	21.951	25.245	276.1	
1	7'31.016	22.861	28.280	22.913	25.884		17	1'33.717	21.396	25.032	21.989	25.300	276.1	
2	1'34.577	21.763	25.262	22.172	25.380	271.7	18	1'40.392 P	23.015	26.308	22.953	28.116	276.1	
3	1'34.589	21.749	25.151	22.233	25.456	276.1	19	9'06.958	23.416	28.544	25.209	30.758		
4	1'34.604	21.500	25.606	22.171	25.327	272.8	20	1'35.076	21.591	25.434	22.112	25.939	273.9	
5	1'34.257	21.560	25.142	22.098	25.457	271.7	21	1'34.216	21.548	25.196	22.051	25.421	276.1	
6	1'34.264	21.539	25.195	22.135	25.395	272.8	22	1'34.068	21.432	25.056	21.950	25.630	276.1	
7	1'34.086	21.488	25.108	22.174	25.316	273.9	23	1'33.383	21.362	24.893	21.872	25.256	275.0	
8	1'33.932	21.476	25.081	21.950	25.425	270.7	4th	17	Alex ESCRIG Forward Team SPA					
9	1'36.096	21.523	26.033	22.867	25.673	271.7			Runs=4	Total laps=24	Full laps=17	Valid laps=17		
10	1'33.968	21.541	25.070	22.039	25.318	272.8	1	2'25.384	21.886	28.060	25.426	26.434		
11	1'35.907	21.581	26.623	22.195	25.508	272.8	2	1'36.337	22.411	25.790	22.451	25.685	273.9	
12	1'33.784	21.520	25.024	21.950	25.290	271.7	3	1'35.404	21.621	25.457	22.482	25.844	275.0	
13	1'33.617	21.459	25.049	21.918	25.191	271.7	4	1'35.042	21.870	25.367	22.196	25.609	273.9	
14	1'33.601	21.431	25.056	21.914	25.200	272.8	5	1'34.573	21.525	25.311	22.058	25.679	272.8	
15	1'33.815	21.426	25.033	21.977	25.379	273.9	6	1'42.063	24.598	29.075	22.882	25.508	273.9	
16	1'42.874 P	24.156	26.695	23.243	28.780	275.0	7	1'34.412	21.525	25.342	22.130	25.415	271.7	
17	15'44.722	22.733	26.698	22.401	25.815		8	1'34.432	21.506	25.207	22.198	25.521	272.8	
18	1'35.057	21.787	25.594	22.226	25.450	273.9	9	1'55.179 P	23.564	30.870	30.879	29.866	271.7	
19	1'34.058	21.432	25.184	22.065	25.377	275.0								

Fastest Lap: Aron CANET Fantic Racingq SPA **1'33.146** 21.312 24.978 21.769 25.087

These data/results cannot be reproduced, stored and/or transmitted in whole or in part by any manner of electronic, mechanical, photocopying, recording, broadcasting or otherwise now known or herein after developed without the previous express consent by the copyright owner, except for reproduction in daily press and regular printed publications on sale to the public within 60 days of the event related to those data/results and always provided that copyright symbol appears together as follows below.
© DORNA, 2024

Session 2

Moto2

Lap	Lap Time	T1	T2	T3	T4	Speed	Lap	Lap Time	T1	T2	T3	T4	Speed
10	9'43.949	23.418	28.493	24.769	26.698		12	1'35.865	21.553	25.696	22.936	25.680	276.1
11	1'35.321	21.824	25.564	22.243	25.690	271.7	13	1'34.654	21.551	25.376	22.287	25.440	273.9
12	1'34.476	21.499	25.351	22.189	25.437	272.8	14	1'34.970	21.616	25.500	22.364	25.490	275.0
13	1'34.083	21.467	25.188	22.106	25.322	273.9	15	1'47.513 P	25.416	26.441	22.713	32.943	275.0
14	1'40.581 P	22.312	26.214	22.637	29.418	275.0	16	17'04.396	20.987	26.131	22.734	25.744	
15	10'26.833	23.634	28.693	25.293	26.114		17	1'34.612	21.541	25.303	22.212	25.556	272.8
16	1'33.917	21.535	25.194	21.910	25.278	273.9	18	1'34.165	21.482	25.216	22.007	25.460	273.9
17	1'33.772	21.399	25.127	21.998	25.248	275.0	19	1'33.791	21.482	25.068	21.961	25.280	273.9
18	1'33.858	21.373	25.094	22.146	25.245	272.8	20	1'33.592	21.351	25.048	21.961	25.232	276.1
19	1'39.609	21.391	25.142	24.708	28.368	269.6	21	1'33.949	21.496	25.110	22.125	25.218	276.1
20	1'41.811 P	21.471	25.275	23.318	31.747	275.0	22	1'34.009	21.499	25.093	22.108	25.309	276.1
21	10'24.676	23.918	27.723	23.901	25.554		23	1'33.989	21.519	25.130	22.037	25.303	275.0
22	1'37.791	21.548	25.195	24.594	26.454	275.0	24	1'52.384 P	32.687	26.877	22.741	30.079	271.7
23	1'33.955	21.508	25.012	22.022	25.413	272.8							
24	1'33.526	21.388	25.021	21.959	25.158	271.7							

5th		75	Albert ARENAS		QJMOTOR Gresini M SPA	
			Runs=3	Total laps=24	Full laps=19	Valid laps=19
1	5'18.103	25.264	27.099	23.095	25.917	
2	1'35.260	21.896	25.495	22.340	25.529	271.7
3	1'34.633	21.557	25.227	22.238	25.611	273.9
4	1'34.685	21.689	25.273	22.219	25.504	272.8
5	1'34.527	21.598	25.298	22.136	25.495	272.8
6	1'34.292	21.512	25.317	22.116	25.347	272.8
7	1'41.471 P	22.679	26.562	22.713	29.517	273.9
8	14'00.212	23.140	26.332	23.503	29.519	
9	1'34.762	21.900	25.350	22.107	25.405	277.2
10	1'34.206	21.476	25.154	22.123	25.453	277.2
11	1'35.059	22.039	25.309	22.248	25.463	273.9
12	1'34.076	21.478	25.099	22.112	25.387	273.9
13	1'34.471	21.498	25.231	22.066	25.676	273.9
14	1'43.126 P	22.921	27.206	22.768	30.231	273.9
15	13'35.890	24.265	26.164	22.358	25.667	
16	1'34.567	21.712	25.427	22.106	25.322	270.7
17	1'33.801	21.381	25.162	21.962	25.296	273.9
18	1'33.542	21.352	24.983	21.895	25.312	276.1
19	1'41.302	21.551	31.343	22.923	25.485	272.8
20	1'33.808	21.469	25.071	22.032	25.236	273.9
21	1'33.698	21.348	25.085	21.996	25.269	276.1
22	1'33.790	21.434	24.985	21.941	25.430	276.1
23	1'33.819	21.441	25.148	21.934	25.296	272.8
24	1'34.005	21.467	25.293	21.933	25.312	275.0

6th		81	Senna AGIUS		Liqui Moly Husqvarna AUS	
			Runs=3	Total laps=24	Full laps=18	Valid laps=18
1	2'32.269	20.940	26.140	22.369	25.733	
2	1'34.996	21.538	25.431	22.189	25.838	276.1
3	1'35.080	21.581	25.234	22.143	26.122	273.9
4	1'34.313	21.553	25.236	22.089	25.435	275.0
5	1'33.989	21.420	25.123	22.060	25.386	275.0
6	1'34.123	21.367	25.258	22.056	25.442	276.1
7	1'34.370	21.448	25.234	22.130	25.558	272.8
8	1'34.253	21.493	25.297	22.062	25.401	273.9
9	1'44.943 P	26.152	26.415	22.529	29.847	275.0
10	13'22.292	20.467	25.980	22.517	25.564	
11	1'34.904	21.768	25.426	22.167	25.543	275.0

7th		18	Manuel GONZALEZ		QJMOTOR Gresini M SPA	
			Runs=3	Total laps=29	Full laps=24	Valid laps=24
1	2'45.179	22.320	26.376	22.941	25.864	
2	1'34.960	21.771	25.361	22.237	25.591	270.7
3	1'34.650	21.625	25.309	22.239	25.477	272.8
4	1'34.579	21.535	25.349	22.141	25.554	272.8
5	1'34.363	21.640	25.209	22.066	25.448	276.1
6	1'34.912	21.640	25.191	22.079	26.002	273.9
7	1'34.769	21.788	25.268	22.175	25.538	275.0
8	1'34.542	21.630	25.224	22.146	25.542	270.7
9	1'34.370	21.599	25.159	22.047	25.565	271.7
10	1'35.608	21.653	25.123	22.209	26.623	271.7
11	1'40.600 P	22.236	26.311	23.168	28.885	273.9
12	10'54.222	23.052	27.291	23.310	29.798	
13	1'34.163	21.569	25.138	22.014	25.442	272.8
14	1'33.607	21.435	24.941	21.888	25.343	272.8
15	1'33.886	21.503	24.979	21.983	25.421	271.7
16	1'36.014	21.409	25.269	23.068	26.268	270.7
17	1'33.970	21.514	25.051	22.021	25.384	270.7
18	1'34.179	21.447	25.013	22.144	25.575	273.9
19	1'34.013	21.450	25.083	21.992	25.488	278.3
20	1'39.320 P	21.439	25.129	23.616	29.136	272.8
21	11'29.519	23.374	28.775	23.082	25.616	
22	1'34.711	21.820	25.234	22.075	25.582	269.6
23	1'34.582	21.449	25.450	22.258	25.425	271.7
24	1'33.729	21.437	25.006	21.969	25.317	271.7
25	1'33.648	21.498	24.990	21.924	25.236	275.0
26	1'33.630	21.463	24.937	21.932	25.298	272.8
27	1'34.044	21.398	25.005	22.093	25.548	273.9
28	1'33.648	21.490	25.018	21.918	25.222	272.8
29	1'33.666	21.475	25.034	21.951	25.206	273.9

8th		52	Jeremy ALCOBA		Correos Prepagos Yam SPA	
			Runs=3	Total laps=28	Full laps=23	Valid laps=23
1	2'19.036	21.741	26.334	22.891	26.025	
2	1'39.651	25.683	26.181	22.246	25.541	272.8
3	1'34.508	21.679	25.221	22.045	25.563	272.8
4	1'34.179	21.543	25.221	22.046	25.369	270.7
5	1'34.029	21.508	25.116	22.022	25.383	271.7
6	1'34.002	21.483	25.134	22.021	25.364	272.8
7	1'33.834	21.491	25.024	21.948	25.371	272.8
8	1'33.951	21.491	25.077	21.896	25.487	271.7

Fastest Lap:	Aron CANET	Fantic Racing	SPA	1'33.146	21.312	24.978	21.769	25.087
---------------------	------------	---------------	-----	-----------------	--------	--------	--------	--------

These data/results cannot be reproduced, stored and/or transmitted in whole or in part by any manner of electronic, mechanical, photocopying, recording, broadcasting or otherwise now known or herein after developed without the previous express consent by the copyright owner, except for reproduction in daily press and regular printed publications on sale to the public within 60 days of the event related to those data/results and always provided that copyright symbol appears together as follows below.
© DORNA, 2024



Session 2

Moto2

Lap	Lap Time	T1	T2	T3	T4	Speed	Lap	Lap Time	T1	T2	T3	T4	Speed
9	1'34.665	21.656	25.107	22.304	25.598	272.8	10	1'34.273	21.617	25.230	22.084	25.342	276.1
10	1'39.961 P	21.571	25.779	23.272	29.339	270.7	11	1'33.895	21.395	25.150	22.098	25.252	276.1
11	11'21.391	22.283	26.705	23.700	27.697		12	1'34.602	21.730	25.306	22.070	25.496	279.5
12	1'34.388	21.742	25.242	22.042	25.362	271.7	13	1'33.942	21.489	25.101	21.997	25.355	275.0
13	1'34.020	21.514	25.093	21.989	25.424	276.1	14	1'44.396 P	21.535	27.707	24.497	30.657	278.3
14	1'33.805	21.442	25.066	21.951	25.346	275.0	15	16'08.905	23.878	27.846	25.069	31.820	
15	1'34.094	21.444	25.096	22.001	25.553	273.9	16	1'37.817	21.776	25.754	22.367	27.920	272.8
16	1'35.411	21.528	25.211	22.109	26.563	271.7	17	1'34.259	21.565	25.226	22.049	25.419	273.9
17	1'34.222	21.603	25.129	22.084	25.406	272.8	18	1'37.065	21.481	25.314	22.082	28.188	271.7
18	1'33.865	21.483	25.026	22.025	25.331	273.9	19	1'33.771	21.531	25.047	21.982	25.211	275.0
19	1'33.709	21.445	25.014	21.933	25.317	277.2							
20	1'34.424	21.487	25.087	22.276	25.574	278.3							
21	1'34.022	21.551	25.075	21.994	25.402	272.8							
22	1'39.786 P	21.476	26.061	23.247	29.002	275.0							
23	11'51.783	22.632	25.836	22.276	25.550								
24	1'34.472	21.529	25.299	22.058	25.586	269.6							
25	1'36.218	21.497	27.191	22.082	25.448	270.7							
26	1'34.720	21.587	25.182	22.442	25.509	270.7							
27	1'34.260	21.566	25.184	22.044	25.466	269.6							
28	1'34.332	21.585	25.180	22.070	25.497	270.7							

11th 21 **Alonso LOPEZ** Beta Tools SpeedUp SPA
 Runs=4 Total laps=28 Full laps=21 Valid laps=21

1	5'00.175	22.904	28.708	22.617	25.881	
2	1'39.065	25.625	25.531	22.358	25.551	272.8
3	1'34.528	21.644	25.383	21.943	25.558	273.9
4	1'33.965	21.423	25.205	21.902	25.435	272.8
5	1'35.061	21.368	25.246	23.040	25.407	275.0
6	1'33.936	21.475	25.146	21.951	25.364	272.8
7	1'39.008 P	21.429	25.525	22.100	29.954	276.1
8	5'28.409	23.472	25.847	22.141	25.813	
9	1'34.555	21.455	25.570	22.041	25.489	271.7
10	1'40.005	25.024	26.162	23.214	25.605	272.8
11	1'34.754	21.710	25.325	22.017	25.702	275.0
12	1'33.978	21.412	25.140	22.059	25.367	273.9
13	1'33.888	21.384	25.241	21.940	25.323	273.9
14	1'44.469 P	21.446	26.625	23.366	33.032	276.1
15	6'57.079	21.458	25.835	22.207	25.549	
16	1'34.299	21.434	25.424	22.048	25.393	271.7
17	1'38.372	23.366	25.362	22.539	27.105	273.9
18	1'34.262	21.442	25.189	22.064	25.567	273.9
19	1'40.276 P	21.501	25.522	23.427	29.826	276.1
20	9'21.555	21.163	26.052	22.470	25.800	
21	1'36.375	22.197	26.202	22.288	25.688	270.7
22	1'35.376	21.437	25.108	22.866	25.965	271.7
23	1'34.330	21.449	25.316	21.947	25.618	272.8
24	1'43.143	24.182	29.969	23.567	25.425	272.8
25	1'33.795	21.451	25.012	22.022	25.310	272.8
26	1'36.143	23.038	25.188	22.312	25.605	273.9
27	1'35.413	21.532	25.724	22.759	25.398	273.9
28	1'33.803	21.352	25.065	21.905	25.481	271.7

9th 84 **Zonta VD GOORBE** Fieten Olie Racing GP NED
 Runs=4 Total laps=21 Full laps=14 Valid laps=14

1	7'53.876	24.171	27.287	23.374	26.262	
2	1'35.173	22.139	25.492	22.154	25.388	270.7
3	1'34.272	21.463	25.246	22.153	25.410	272.8
4	1'34.000	21.527	25.159	21.960	25.354	269.6
5	1'33.738	21.436	25.059	21.853	25.390	271.7
6	1'39.029	24.932	25.860	22.504	25.733	270.7
7	1'34.748	21.472	25.163	22.512	25.601	271.7
8	1'34.673	21.666	25.113	22.176	25.718	270.7
9	1'33.938	21.507	25.098	21.996	25.337	272.8
10	1'41.612 P	23.407	26.205	23.177	28.823	254.6
11	9'11.844	22.819	26.105	22.239	25.748	
12	1'34.661	21.809	25.342	21.973	25.537	270.7
13	1'34.297	21.669	25.223	21.994	25.411	268.5
14	1'38.615 P	21.494	25.144	22.050	29.927	271.7
15	10'36.353	22.834	26.219	22.617	26.415	
16	1'37.510	21.519	25.271	23.120	27.600	271.7
17	1'46.684 P	21.601	25.143	21.998	37.942	271.7
18	10'21.620	21.794	26.930	24.420	25.582	
19	1'37.328	21.915	25.382	22.665	27.366	275.0
20	1'35.321	22.380	25.265	22.149	25.527	272.8
21	1'33.926	21.559	25.132	21.978	25.257	271.7

12th 35 **Somkiat CHANTRA** IDEMITSU Honda Te THA
 Runs=3 Total laps=23 Full laps=18 Valid laps=18

1	5'39.827	22.155	32.448	22.989	25.976	
2	1'45.669	26.751	29.778	23.452	25.688	273.9
3	1'34.870	21.654	25.168	22.591	25.457	276.1
4	1'34.364	21.502	24.961	22.181	25.720	276.1
5	1'34.199	21.490	25.100	22.015	25.594	275.0
6	1'34.236	21.529	25.159	22.024	25.524	275.0
7	1'35.300	21.993	25.433	22.300	25.574	275.0
8	1'39.955 P	21.720	25.397	22.588	30.250	272.8
9	16'45.105	29.219	26.767	22.452	25.678	
10	1'34.524	21.580	25.250	22.173	25.521	272.8
11	1'34.855	21.795	25.386	22.162	25.512	272.8
12	1'34.256	21.538	25.219	22.066	25.433	272.8

10th 96 **Jake DIXON** Gaviota GASGAS As GBR
 Runs=3 Total laps=19 Full laps=14 Valid laps=14

1	4'44.985	23.297	27.664	22.755	25.994	
2	1'34.714	21.521	25.602	21.972	25.619	272.8
3	1'34.284	21.452	25.268	22.196	25.368	277.2
4	1'45.386	25.390	31.462	23.120	25.414	276.1
5	1'34.538	21.471	25.210	22.343	25.514	276.1
6	1'34.724	21.601	25.328	22.266	25.529	273.9
7	1'38.059 P	21.508	25.341	22.105	29.105	272.8
8	19'18.282	23.379	26.720	22.487	25.506	
9	1'34.641	21.531	25.291	22.304	25.515	275.0

Fastest Lap: Aron CANET Fantic Racing SPA **1'33.146** 21.312 24.978 21.769 25.087

These data/results cannot be reproduced, stored and/or transmitted in whole or in part by any manner of electronic, mechanical, photocopying, recording, broadcasting or otherwise now known or herein after developed without the previous express consent by the copyright owner, except for reproduction in daily press and regular printed publications on sale to the public within 60 days of the event related to those data/results and always provided that copyright symbol appears together as follows below.
 © DORNA, 2024

Session 2

Moto2

Lap	Lap Time	T1	T2	T3	T4	Speed	Lap	Lap Time	T1	T2	T3	T4	Speed
13	1'34.197	21.542	25.150	22.036	25.469	275.0	18	1'34.533	21.540	25.342	22.111	25.540	276.1
14	1'34.715	21.545	25.385	22.156	25.629	273.9	19	1'34.130	21.336	25.193	22.088	25.513	275.0
15	1'34.435	21.549	25.327	22.106	25.453	275.0	20	1'33.931	21.326	25.158	22.099	25.348	276.1
16	1'41.340 P	22.985	26.309	22.813	29.233	275.0	21	1'37.664	21.430	25.317	24.014	26.903	280.6
17	1'13.374	21.588	27.009	23.055	26.096		22	1'36.034	22.015	25.522	22.755	25.742	279.5
18	1'35.103	21.594	25.176	22.188	26.145	272.8	23	1'34.078	21.431	25.117	22.127	25.403	276.1
19	1'34.002	21.442	25.170	21.994	25.396	273.9							
20	1'34.083	21.498	25.201	21.988	25.396	275.0							
21	1'35.320	21.913	25.760	22.212	25.435	276.1							
22	1'34.925	21.673	25.133	22.028	26.091	273.9							
23	1'33.870	21.507	25.048	22.028	25.287	272.8							

13th 12 Filip SALAC Elf Marc VDS Racing CZE

Runs=3 Total laps=22 Full laps=17 Valid laps=17

1	4'56.461	23.104	26.405	22.637	26.238	
2	1'35.496	21.675	25.594	22.492	25.735	272.8
3	1'34.597	21.547	25.308	22.138	25.604	273.9
4	1'34.190	21.363	25.149	22.168	25.510	275.0
5	1'34.280	21.449	25.191	22.174	25.466	276.1
6	1'34.644	21.549	25.248	22.322	25.525	275.0
7	1'44.948 P	23.054	26.254	22.963	32.677	277.2
8	18'29.620	24.399	28.091	22.819	26.087	
9	1'34.643	21.559	25.311	22.217	25.556	271.7
10	1'34.357	21.447	25.239	22.113	25.558	272.8
11	1'34.172	21.420	25.131	22.099	25.522	271.7
12	1'34.060	21.402	25.209	22.063	25.386	272.8
13	1'34.222	21.449	25.223	22.083	25.467	273.9
14	1'34.513	21.440	25.361	22.077	25.635	272.8
15	1'33.930	21.423	25.117	22.040	25.350	273.9
16	1'34.228	21.549	25.236	22.156	25.287	275.0
17	1'34.182	21.433	25.237	22.086	25.426	275.0
18	1'34.195	21.468	25.189	22.107	25.431	273.9
19	1'34.138	21.401	25.244	22.084	25.409	275.0
20	1'34.080	21.389	25.136	22.105	25.450	273.9
21	1'52.108 P	23.375	26.468	23.181	39.084	278.3
22	11'44.190	23.900	34.119	26.263	27.603	

14th 28 Izan GUEVARA Gaviota GASGAS As SPA

Runs=3 Total laps=23 Full laps=18 Valid laps=18

1	2'45.975	22.698	27.113	23.575	26.135	
2	1'36.437	22.492	25.820	22.437	25.688	278.3
3	1'34.758	21.529	25.302	22.236	25.691	278.3
4	1'34.531	21.431	25.295	22.245	25.560	277.2
5	1'34.797	21.751	25.287	22.220	25.539	280.6
6	1'34.586	21.586	25.218	22.343	25.439	280.6
7	1'34.631	21.347	25.205	22.388	25.691	278.3
8	1'34.726	21.512	25.310	22.287	25.617	277.2
9	1'40.970 P	21.528	25.631	24.360	29.451	277.2
10	23'15.701	22.949	26.784	22.814	26.084	
11	1'35.257	21.718	25.542	22.326	25.671	275.0
12	1'34.861	21.503	25.304	22.398	25.656	276.1
13	1'34.601	21.421	25.364	22.215	25.601	277.2
14	1'34.683	21.379	25.298	22.417	25.589	278.3
15	1'34.806	21.455	25.329	22.303	25.719	277.2
16	1'40.049 P	21.546	25.395	22.820	30.288	275.0
17	7'33.345	22.333	26.741	22.760	25.825	

15th 64 Bo BENDSNEYDER Pertamina Mandalika NED

Runs=3 Total laps=21 Full laps=16 Valid laps=16

1	19'20.238	23.073	26.493	24.760	26.121	
2	1'35.119	21.809	25.401	22.196	25.713	268.5
3	1'34.614	21.555	25.237	22.123	25.699	270.7
4	1'34.376	21.646	25.164	22.028	25.538	271.7
5	1'34.113	21.519	25.164	21.966	25.464	271.7
6	1'34.182	21.590	25.145	21.935	25.512	270.7
7	1'39.582	21.566	29.735	22.629	25.652	271.7
8	1'34.228	21.587	25.111	22.005	25.525	273.9
9	1'34.016	21.451	25.020	21.986	25.559	273.9
10	1'39.640	22.850	27.543	23.646	25.601	273.9
11	1'33.941	21.549	25.005	22.005	25.382	275.0
12	1'39.212 P	21.533	25.875	23.133	28.671	275.0
13	9'52.421	25.311	26.350	22.445	25.913	
14	1'36.028	22.563	25.482	22.232	25.751	268.5
15	1'40.568 P	21.716	25.429	22.102	31.321	269.6
16	7'55.425	24.025	25.792	22.221	25.799	
17	1'34.482	21.602	25.248	22.065	25.567	276.1
18	1'34.508	21.633	25.257	22.067	25.551	270.7
19	1'35.869	22.715	25.496	22.117	25.541	270.7
20	1'34.301	21.560	25.179	22.077	25.485	271.7
21	1'34.729	21.523	25.242	22.111	25.853	268.5

16th 71 Dennis FOGGIA Italtrans Racing Team ITA

Runs=3 Total laps=16 Full laps=11 Valid laps=11

1	13'27.469	25.655	26.884	22.399	25.886	
2	1'36.051	22.452	25.569	22.299	25.731	275.0
3	1'34.753	21.586	25.370	22.188	25.609	273.9
4	1'34.587	21.633	25.236	22.175	25.543	276.1
5	1'36.349	21.867	26.479	22.321	25.682	278.3
6	1'34.369	21.574	25.269	22.090	25.436	276.1
7	1'40.028 P	21.471	25.284	22.338	30.935	277.2
8	16'24.781	22.671	26.109	22.476	26.099	
9	1'44.076 P	21.640	25.592	26.474	30.370	275.0
10	15'06.732	22.579	26.194	22.265	25.776	
11	1'34.471	21.466	25.282	22.134	25.589	275.0
12	1'34.259	21.431	25.198	22.040	25.590	275.0
13	1'33.989	21.350	25.128	21.972	25.539	276.1
14	1'40.044	21.359	28.984	23.091	26.610	277.2
15	1'37.196	21.511	25.252	22.168	28.265	275.0
16	1'33.956	21.457	25.088	22.056	25.355	279.5

17th 7 Barry BALTUS Fieten Olie Racing GP BEL

Runs=2 Total laps=22 Full laps=19 Valid laps=19

1	5'02.916	22.044	26.271	22.401	25.629	
2	1'34.755	21.889	25.182	22.118	25.566	270.7
3	1'34.473	21.590	25.098	22.176	25.609	271.7
4	1'34.579	21.657	25.298	22.128	25.496	269.6

Fastest Lap: Aron CANET Fantic Racing SPA 1'33.146 21.312 24.978 21.769 25.087

These data/results cannot be reproduced, stored and/or transmitted in whole or in part by any manner of electronic, mechanical, photocopying, recording, broadcasting or otherwise now known or herein after developed without the previous express consent by the copyright owner, except for reproduction in daily press and regular printed publications on sale to the public within 60 days of the event related to those data/results and always provided that copyright symbol appears together as follows below.
© DORNA, 2024

Official MotoGP Timing by TISSOT
www.motogp.com

Cheste, Monday, November 27, 2023

Page 4 of 7



Session 2

Moto2

Lap	Lap Time	T1	T2	T3	T4	Speed	Lap	Lap Time	T1	T2	T3	T4	Speed
5	1'34.511	21.591	25.339	22.166	25.415	272.8	5	1'35.523	21.710	25.391	22.454	25.968	277.2
6	1'35.007	21.711	25.317	22.189	25.790	270.7	6	1'35.590	21.604	25.612	22.397	25.977	275.0
7	1'35.431	21.731	25.773	22.354	25.573	270.7	7	1'34.747	21.572	25.335	22.205	25.635	276.1
8	1'34.971	21.637	25.337	22.395	25.602	270.7	8	1'34.937	21.524	25.393	22.349	25.671	275.0
9	1'37.685	22.954	25.666	23.141	25.924	271.7	9	1'35.573	21.784	25.575	22.419	25.795	272.8
10	1'38.411 P	21.860	25.607	22.463	28.481	270.7	10	1'34.942	21.598	25.489	22.256	25.599	273.9
11	29'49.272	22.735	26.314	22.672	25.759		11	1'42.143 P	21.654	25.923	24.190	30.376	275.0
12	1'34.694	21.799	25.302	22.196	25.397	269.6	12	14'49.540	24.505	26.777	23.622	26.212	
13	1'34.836	21.692	25.204	22.154	25.786	270.7	13	1'35.440	21.878	25.647	22.319	25.596	272.8
14	1'34.668	21.620	25.314	22.255	25.479	270.7	14	1'35.748	22.304	25.571	22.379	25.494	276.1
15	1'34.523	21.501	25.345	22.233	25.444	271.7	15	1'34.495	21.479	25.369	22.193	25.454	277.2
16	1'34.669	21.613	25.291	22.216	25.549	271.7	16	1'34.237	21.444	25.222	22.120	25.451	276.1
17	1'34.305	21.567	25.226	22.090	25.422	270.7	17	1'42.638 P	24.973	26.771	23.001	27.893	277.2
18	1'35.018	22.140	25.255	22.157	25.466	272.8	18	13'53.001	24.788	27.006	23.704	28.237	
19	1'34.168	21.526	25.170	22.110	25.362	271.7	19	1'35.569	21.887	25.585	22.340	25.757	271.7
20	1'34.252	21.529	25.188	22.129	25.406	272.8	20	1'34.780	21.604	25.395	22.268	25.513	275.0
21	1'34.682	21.571	25.206	22.229	25.676	272.8	21	1'34.576	21.449	25.358	22.149	25.620	275.0
22	1'34.510	21.569	25.238	22.217	25.486	275.0	22	1'34.395	21.517	25.277	22.247	25.354	275.0

18th 15 Darryn BINDER Liqui Moly Husqvarna RSA
 Runs=3 Total laps=28 Full laps=22 Valid laps=22

1	2'24.741	22.453	26.637	23.114	26.048	
2	1'36.299	22.172	25.931	22.416	25.780	275.0
3	1'35.868	21.777	25.855	22.439	25.797	275.0
4	1'36.488	22.323	25.759	22.677	25.729	272.8
5	1'34.967	21.553	25.569	22.250	25.595	276.1
6	1'41.207	24.722	25.908	24.607	25.970	276.1
7	1'35.256	21.609	25.713	22.274	25.660	275.0
8	1'36.095	21.789	25.864	22.545	25.897	273.9
9	1'36.610	22.194	25.814	22.636	25.966	272.8
10	1'41.901 P	21.891	25.879	22.574	31.557	272.8
11	11'51.554	24.848	26.675	22.891	26.028	
12	1'34.573	21.534	25.384	22.191	25.464	276.1
13	1'34.782	21.455	25.550	22.140	25.637	275.0
14	1'39.047	24.302	26.971	22.290	25.484	275.0
15	1'34.293	21.444	25.292	22.165	25.392	275.0
16	1'40.909	21.556	27.267	26.392	25.694	275.0
17	1'34.461	21.580	25.250	22.165	25.466	277.2
18	1'34.511	21.575	25.259	22.109	25.568	276.1
19	1'34.291	21.473	25.324	22.082	25.412	276.1
20	1'42.268 P	23.440	26.704	23.144	28.980	277.2
21	11'40.536	26.703	28.826	27.351	27.285	
22	1'35.103	21.670	25.693	22.180	25.560	271.7
23	1'34.260	21.458	25.182	22.201	25.419	273.9
24	1'49.630	21.567	30.423	29.784	27.856	273.9
25	1'36.425	21.584	25.307	22.241	27.293	277.2
26	1'34.407	21.634	25.277	22.033	25.463	277.2
27	1'34.178	21.427	25.259	22.079	25.413	275.0
28	1'47.200 P	21.503	28.237	23.796	33.664	275.0

19th 5 Jaume MASIA Pertamina Mandalika SPA
 Runs=3 Total laps=24 Full laps=19 Valid laps=19

1	4'16.330	29.146	27.534	23.552	26.700	
2	1'36.726	22.055	25.973	22.728	25.970	272.8
3	1'36.126	21.793	25.779	22.591	25.963	273.9
4	1'35.539	21.719	25.569	22.431	25.820	275.0

20th 13 Celestino VIETTI Red Bull KTM Ajo ITA
 Runs=3 Total laps=22 Full laps=17 Valid laps=17

1	10'15.026	23.032	27.036	23.366	26.424	
2	1'36.186	22.318	25.632	22.428	25.808	272.8
3	1'35.586	21.799	25.674	22.263	25.850	270.7
4	1'35.475	21.732	25.517	22.421	25.805	273.9
5	1'35.237	21.673	25.511	22.331	25.722	272.8
6	1'35.224	21.684	25.467	22.228	25.845	273.9
7	1'35.109	21.759	25.431	22.248	25.671	273.9
8	1'35.121	21.794	25.468	22.298	25.561	273.9
9	1'40.554 P	21.676	25.415	22.242	31.221	273.9
10	14'19.687	22.937	26.501	22.764	25.963	
11	1'35.295	21.781	25.517	22.390	25.607	273.9
12	1'36.255	22.946	25.443	22.313	25.553	276.1
13	1'35.018	21.783	25.356	22.270	25.609	276.1
14	1'34.396	21.574	25.170	22.191	25.461	277.2
15	1'34.250	21.639	25.133	22.108	25.370	277.2
16	1'34.440	21.635	25.197	22.070	25.538	276.1
17	1'34.463	21.623	25.138	22.095	25.607	275.0
18	1'47.235 P	24.512	27.253	23.147	32.323	276.1
19	10'30.188	22.611	26.275	22.574	25.718	
20	1'35.212	21.801	25.482	22.319	25.610	275.0
21	1'35.030	21.776	25.332	22.318	25.604	275.0
22	1'34.483	21.650	25.237	22.139	25.457	272.8

21st 20 Xavi CARDELUS Fantic Racing AND
 Runs=3 Total laps=27 Full laps=22 Valid laps=22

1	2'34.597	20.225	26.410	23.201	26.168	
2	1'36.708	23.186	25.406	22.292	25.824	271.7
3	1'35.364	21.775	25.512	22.310	25.767	272.8
4	1'35.658	21.981	25.681	22.356	25.640	272.8
5	1'35.492	21.786	25.304	22.172	26.230	272.8
6	1'35.156	21.805	25.313	22.290	25.748	275.0
7	1'34.956	21.597	25.295	22.359	25.705	271.7
8	1'34.789	21.686	25.369	22.123	25.611	270.7

Fastest Lap: Aron CANET Fantic Racing SPA **1'33.146** 21.312 24.978 21.769 25.087

These data/results cannot be reproduced, stored and/or transmitted in whole or in part by any manner of electronic, mechanical, photocopying, recording, broadcasting or otherwise now known or herein after developed without the previous express consent by the copyright owner, except for reproduction in daily press and regular printed publications on sale to the public within 60 days of the event related to those data/results and always provided that copyright symbol appears together as follows below.
 © DORNA, 2024

Session 2

Moto2

Lap	Lap Time		T1	T2	T3	T4	Speed	Lap	Lap Time		T1	T2	T3	T4	Speed
9	1'40.580	P	23.877	25.702	22.270	28.731	270.7	8	1'36.284		21.900	25.756	22.543	26.085	273.9
10	13'26.312		24.155	26.032	22.412	26.163		9	1'37.916		23.817	25.801	22.540	25.758	275.0
11	1'35.103		21.608	25.582	22.192	25.721	269.6	10	1'35.378		21.755	25.521	22.402	25.700	275.0
12	1'38.139		23.550	26.871	22.131	25.587	271.7	11	1'39.284	P	21.732	25.722	22.590	29.240	273.9
13	1'34.697		21.766	25.299	22.089	25.543	273.9	12	17'44.596		25.185	26.046	22.529	25.823	
14	1'34.653		21.612	25.167	22.323	25.551	271.7	13	1'36.117		21.885	25.777	22.663	25.792	275.0
15	1'40.909		24.062	25.537	23.766	27.544	271.7	14	1'38.609		23.393	25.726	22.702	26.788	276.1
16	1'34.560		21.612	25.273	22.161	25.514	273.9	15	1'35.624		21.877	25.556	22.426	25.765	279.5
17	1'36.303		23.196	25.378	22.200	25.529	272.8	16	1'35.625		21.785	25.573	22.456	25.811	275.0
18	1'37.620	P	21.646	25.308	22.348	28.318	273.9	17	1'35.164		21.744	25.530	22.339	25.551	272.8
19	11'46.258		24.430	26.594	23.164	25.884		18	1'40.519	P	21.745	26.237	22.976	29.561	275.0
20	1'35.033		21.857	25.410	22.139	25.627	268.5	19	4'51.531		20.570	26.028	25.885	27.692	
21	1'34.343		21.606	25.238	22.084	25.415	269.6	20	1'35.837		21.932	25.566	22.437	25.902	272.8
22	1'34.427		21.635	25.173	22.062	25.557	272.8	21	1'34.974		22.033	25.342	22.125	25.474	268.5
23	1'37.609		21.654	25.319	22.112	28.524	272.8	22	1'34.538		21.617	25.327	22.193	25.401	276.1
24	1'56.026		37.275	28.027	24.129	26.595	268.5	23	1'35.357		22.018	25.273	22.327	25.739	276.1
25	1'34.833		21.878	25.256	22.189	25.510	270.7								
26	1'34.406		21.607	25.168	22.096	25.535	270.7								
27	1'34.624		21.657	25.171	22.217	25.579	270.7								

24th 79 Ai OGURA MT Helmets - MSI JPN
 Runs=3 Total laps=25 Full laps=19 Valid laps=19

1	6'26.232		23.804	27.494	23.156	26.367	
2	1'36.928		22.178	26.084	22.723	25.943	271.7
3	1'35.495		21.774	25.535	22.388	25.798	272.8
4	1'35.672		21.696	25.537	22.574	25.865	272.8
5	1'35.211		21.826	25.485	22.285	25.615	275.0
6	1'43.351		25.049	29.558	22.920	25.824	273.9
7	1'43.120	P	21.752	25.676	23.316	32.376	273.9
8	7'54.222		26.705	26.764	22.848	26.095	
9	1'35.426		21.818	25.618	22.392	25.598	271.7
10	1'34.953		21.810	25.456	22.150	25.537	271.7
11	1'35.270		21.645	25.391	22.564	25.670	275.0
12	1'35.275		21.669	25.574	22.264	25.768	276.1
13	1'42.320	P	21.699	25.392	23.930	31.299	276.1
14	13'20.558		24.571	27.545	23.071	26.118	
15	1'35.330		21.741	25.627	22.392	25.570	271.7
16	1'35.156		21.629	25.561	22.289	25.677	271.7
17	1'35.445		21.810	25.386	22.395	25.854	272.8
18	1'34.890		21.620	25.403	22.203	25.664	271.7
19	1'39.314		21.770	28.447	23.242	25.855	270.7
20	1'35.337		21.609	25.589	22.406	25.733	271.7
21	1'39.790		21.547	29.720	22.731	25.792	272.8
22	1'34.840		21.570	25.368	22.235	25.667	272.8
23	1'34.703		21.642	25.422	22.146	25.493	272.8
24	1'35.887		21.650	25.204	22.234	26.799	273.9
25	1'51.265	P	21.604	29.689	25.822	34.150	272.8

25th 34 Mario AJI IDEMITSU Honda Te INA
 Runs=3 Total laps=27 Full laps=22 Valid laps=22

1	4'40.503		22.949	27.258	23.158	26.991	
2	1'39.052		23.080	26.739	22.896	26.337	267.5
3	1'36.537		22.076	25.808	22.544	26.109	268.5
4	1'36.736		22.133	25.829	22.422	26.352	269.6
5	1'36.236		21.833	25.807	22.517	26.079	269.6
6	1'36.177		21.930	25.739	22.349	26.159	266.5
7	1'36.392		21.849	25.966	22.473	26.104	267.5
8	1'36.761		22.047	25.889	22.636	26.189	268.5
9	1'37.378		22.380	26.251	22.562	26.185	267.5

22nd 11 Sergio GARCIA MT Helmets - MSI SPA
 Runs=3 Total laps=24 Full laps=18 Valid laps=18

1	4'50.645		22.755	26.578	22.905	26.012	
2	1'35.979		21.998	25.763	22.432	25.786	268.5
3	1'35.791		22.003	25.776	22.378	25.634	271.7
4	1'34.957		21.681	25.389	22.268	25.619	271.7
5	1'35.101		21.614	25.435	22.390	25.662	269.6
6	1'47.011		23.762	31.050	26.257	25.942	270.7
7	1'35.014		21.738	25.487	22.233	25.556	272.8
8	1'34.779		21.615	25.419	22.199	25.546	270.7
9	1'44.385	P	22.315	27.390	23.564	31.116	272.8
10	10'10.875		22.065	25.951	22.629	25.707	
11	1'34.440		21.507	25.337	22.210	25.386	272.8
12	1'34.652		21.457	25.304	22.204	25.687	273.9
13	1'40.296		25.328	26.830	22.457	25.681	271.7
14	1'34.700		21.516	25.352	22.247	25.585	270.7
15	1'34.474		21.499	25.285	22.205	25.485	270.7
16	1'34.434		21.513	25.218	22.246	25.457	271.7
17	1'34.387		21.465	25.258	22.243	25.421	272.8
18	1'45.765	P	23.551	27.531	23.805	30.878	273.9
19	12'38.647		22.085	26.078	22.532	26.012	
20	1'34.833		21.730	25.325	22.187	25.591	268.5
21	1'36.989		21.544	25.361	22.232	27.852	271.7
22	1'41.145		21.545	25.183	22.441	31.976	270.7
23	1'34.939		21.557	25.336	22.446	25.600	272.8
24	1'44.936	P	21.584	28.501	24.253	30.598	271.7

23rd 10 Diogo MOREIRA Italtrans Racing Team BRA
 Runs=4 Total laps=23 Full laps=16 Valid laps=16

1	7'01.328		21.548	26.484	22.801	26.320	
2	1'42.214	P	21.993	25.985	23.959	30.277	273.9
3	5'56.152		20.597	25.987	22.721	26.452	
4	1'36.633		21.994	25.930	22.654	26.055	270.7
5	1'37.931		23.007	26.073	22.828	26.023	272.8
6	1'36.731		22.083	26.006	22.607	26.035	273.9
7	1'36.062		21.853	25.848	22.542	25.819	275.0

Fastest Lap: Aron CANET Fantic Racingq SPA 1'33.146 21.312 24.978 21.769 25.087

These data/results cannot be reproduced, stored and/or transmitted in whole or in part by any manner of electronic, mechanical, photocopying, recording, broadcasting or otherwise now known or herein after developed without the previous express consent by the copyright owner, except for reproduction in daily press and regular printed publications on sale to the public within 60 days of the event related to those data/results and always provided that copyright symbol appears together as follows below.
 © DORNA, 2024



Session 2

Moto2

Lap	Lap Time	T1	T2	T3	T4	Speed	Lap	Lap Time	T1	T2	T3	T4	Speed
10	1'36.365	21.917	25.968	22.336	26.144	266.5	12	1'37.483	21.903	26.176	23.109	26.295	276.1
11	1'36.392	21.958	25.806	22.484	26.144	268.5	13	1'37.181	21.906	26.050	23.095	26.130	275.0
12	1'36.451	21.935	25.904	22.430	26.182	268.5	14	1'47.843 P	23.970	27.805	23.668	32.400	273.9
13	1'50.124 P	27.540	26.366	22.864	33.354	267.5	15	1'41.161	22.048	27.038	23.173	26.152	
14	12'07.893	23.197	26.801	22.711	25.938		16	1'37.126	21.901	26.054	22.962	26.209	275.0
15	1'36.104	21.961	25.896	22.361	25.886	267.5	17	1'37.263	21.989	26.097	22.943	26.234	273.9
16	1'35.436	21.795	25.649	22.196	25.796	267.5	18	1'36.283	21.634	25.865	22.866	25.918	275.0
17	1'35.234	21.606	25.513	22.147	25.968	269.6	19	1'36.458	21.846	25.759	22.835	26.018	276.1
18	1'35.292	21.742	25.576	22.174	25.800	270.7	20	1'42.565	26.746	26.446	22.986	26.387	272.8
19	1'36.139	21.679	25.566	22.499	26.395	269.6	21	1'45.267 P	22.083	27.237	23.952	31.995	272.8
20	1'35.424	21.737	25.679	22.204	25.804	269.6							
21	1'49.892 P	25.077	29.591	23.449	31.775	270.7							
22	9'30.162	21.917	26.423	22.706	26.140								
23	1'35.855	21.983	25.804	22.193	25.875	264.4							
24	1'43.837	26.288	27.664	23.899	25.986	267.5							
25	1'35.690	21.931	25.509	22.298	25.952	268.5							
26	1'35.420	21.881	25.471	22.196	25.872	267.5							
27	1'35.237	21.706	25.537	22.152	25.842	267.5							

26th 53 Deniz ÖNCÜ Red Bull KTM Ajo TUR
Runs=3 Total laps=21 Full laps=16 Valid laps=16

1	9'15.981	22.438	27.426	24.770	26.673	
2	1'39.529	22.663	26.859	23.521	26.486	275.0
3	1'37.624	21.938	26.308	23.105	26.273	273.9
4	1'37.307	21.986	26.331	22.934	26.056	275.0
5	1'37.634	22.122	26.207	23.085	26.220	276.1
6	1'37.556	22.078	26.179	23.061	26.238	276.1
7	1'37.254	22.163	26.124	22.847	26.120	277.2
8	1'39.842 P	22.375	26.403	23.048	28.016	276.1
9	16'20.094	22.355	27.725	23.548	26.283	
10	1'37.561	22.082	26.266	23.079	26.134	275.0
11	1'36.753	21.841	26.057	22.851	26.004	276.1
12	1'36.993	21.875	26.068	22.911	26.139	276.1
13	1'36.232	21.782	25.978	22.728	25.744	276.1
14	1'36.612	21.960	25.943	22.876	25.833	277.2
15	1'36.150	21.739	25.765	22.706	25.940	277.2
16	1'39.785 P	21.989	26.207	23.499	28.090	276.1
17	11'29.268	28.841	27.778	23.394	26.333	
18	1'37.131	22.368	26.198	22.809	25.756	275.0
19	1'36.790	22.075	26.030	22.742	25.943	275.0
20	1'36.071	21.831	25.888	22.653	25.699	278.3
21	1'36.710	21.946	26.064	22.772	25.928	276.1

27th 22 Ayumu SASAKI Correos Prepagó Yam JPN
Runs=3 Total laps=21 Full laps=15 Valid laps=15

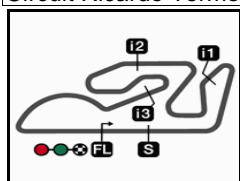
1	5'42.705	24.100	27.586	23.262	26.571	
2	1'37.620	22.160	26.218	23.059	26.183	276.1
3	1'37.340	22.055	26.144	22.998	26.143	276.1
4	1'40.297	21.810	25.954	22.979	29.554	277.2
5	1'39.677	22.737	27.443	23.128	26.369	269.6
6	1'37.746	22.061	26.129	23.189	26.367	277.2
7	1'46.772 P	23.309	28.119	23.590	31.754	275.0
8	11'02.021	21.975	26.901	23.248	26.550	
9	1'37.833	22.098	26.372	23.117	26.246	272.8
10	1'37.440	21.934	26.174	23.104	26.228	276.1
11	1'37.366	21.968	26.203	23.076	26.119	276.1

28th 43 Xavier ARTIGAS Forward Team SPA
Runs=3 Total laps=17 Full laps=14 Valid laps=16

1	2'27.664	22.806	27.334	23.723	26.686	
2	1'39.953	23.153	26.907	23.320	26.573	276.1
3	1'38.437	22.466	26.402	23.165	26.404	277.2
4	1'37.804	22.481	26.201	22.987	26.135	276.1
5	1'37.312	22.289	26.035	22.922	26.066	273.9
6	1'37.383	22.068	26.098	22.941	26.276	276.1
7	1'38.353	22.415	26.184	23.516	26.238	276.1
8	1'55.348	22.174	26.179	36.706	30.289	277.2
9	1'37.918	22.163	26.308	23.045	26.402	273.9
10	1'43.729 P	22.150	26.652	23.923	31.004	269.6
unfinished		49.269				
11	1'41.528	24.646	27.009	23.459	26.414	
12	1'37.411	22.111	26.017	23.007	26.276	276.1
13	1'36.883	22.105	25.889	22.808	26.081	276.1
14	1'36.769	22.133	25.786	22.886	25.964	275.0
15	1'36.681	22.013	25.737	22.915	26.016	273.9
16	1'57.102	21.972	25.832	37.137	32.161	273.9
17	1'36.291	21.861	25.783	22.727	25.920	276.1

Fastest Lap: Aron CANET Fantic Racing SPA **1'33.146** 21.312 24.978 21.769 25.087

These data/results cannot be reproduced, stored and/or transmitted in whole or in part by any manner of electronic, mechanical, photocopying, recording, broadcasting or otherwise now known or herein after developed without the previous express consent by the copyright owner, except for reproduction in daily press and regular printed publications on sale to the public within 60 days of the event related to those data/results and always provided that copyright symbol appears together as follows below.
© DORNA, 2024



4005 m.

Valencia Moto2™ & Moto3™ Official Test

Session 2

Best Partial Times


Moto2™

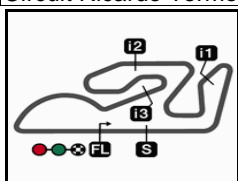
IT Ideal Lap Time, sum of the best partial times*BT* Best Lap Time

T1		T2		T3		T4						
Pos	Rider	Time	Rider	Time	Rider	Time	Rider	Time	Pos	Rider	IT	BT
1	A.CANET	21.312	F.ALDEGUER	24.729	A.CANET	21.759	A.CANET	25.044	1	F.ALDEGUER	1'32.944	1'33.151 (2)
2	GUEVARA	21.326	A.CANET	24.845	F.ALDEGUER	21.788	F.ALDEGUER	25.085	2	A.CANET	1'32.960	1'33.146 (1)
3	F.ALDEGUER	21.342	T.ARBOLINO	24.893	Z.VD GOORBER	21.853	A.ESCRIG	25.158	3	T.ARBOLINO	1'33.364	1'33.383 (3)
4	A.ARENAS	21.348	M.GONZALEZ	24.937	T.ARBOLINO	21.872	M.GONZALEZ	25.206	4	M.GONZALEZ	1'33.429	1'33.607 (7)
5	D.FOGGIA	21.350	S.CHANTRA	24.961	M.GONZALEZ	21.888	J.DIXON	25.211	5	A.ESCRIG	1'33.453	1'33.526 (4)
6	S.AGIUS	21.351	A.ARENAS	24.983	A.ARENAS	21.895	S.AGIUS	25.218	6	A.ARENAS	1'33.462	1'33.542 (5)
7	A.LOPEZ	21.352	B.BENDSNEYDE	25.005	J.ALCOBA	21.896	A.ARENAS	25.236	7	A.LOPEZ	1'33.576	1'33.795 (11)
8	T.ARBOLINO	21.362	A.ESCRIG	25.012	A.LOPEZ	21.902	T.ARBOLINO	25.237	8	S.AGIUS	1'33.578	1'33.592 (6)
9	F.SALAC	21.363	A.LOPEZ	25.012	A.ESCRIG	21.910	Z.VD GOORBER	25.257	9	Z.VD GOORBE	1'33.605	1'33.738 (9)
10	A.ESCRIG	21.373	J.ALCOBA	25.014	B.BENDSNEYDE	21.935	F.SALAC	25.287	10	J.DIXON	1'33.625	1'33.771 (10)
11	J.DIXON	21.395	J.DIXON	25.047	S.AGIUS	21.961	S.CHANTRA	25.287	11	J.ALCOBA	1'33.669	1'33.709 (8)
12	M.GONZALEZ	21.398	S.AGIUS	25.048	D.FOGGIA	21.972	A.LOPEZ	25.310	12	S.CHANTRA	1'33.678	1'33.870 (12)
13	D.BINDER	21.427	Z.VD GOORBER	25.059	J.DIXON	21.972	J.ALCOBA	25.317	13	D.FOGGIA	1'33.765	1'33.956 (16)
14	Z.VD GOORBER	21.436	D.FOGGIA	25.088	S.CHANTRA	21.988	I.GUEVARA	25.348	14	B.BENDSNEY	1'33.773	1'33.941 (15)
15	S.CHANTRA	21.442	B.BALTUS	25.098	D.BINDER	22.033	J.MASIA	25.354	15	F.SALAC	1'33.807	1'33.930 (13)
16	J.ALCOBA	21.442	F.SALAC	25.117	F.SALAC	22.040	D.FOGGIA	25.355	16	I.GUEVARA	1'33.879	1'33.931 (14)
17	J.MASIA	21.444	I.GUEVARA	25.117	X.CARDELUS	22.062	B.BALTUS	25.362	17	D.BINDER	1'34.034	1'34.178 (18)
18	B.BENDSNEYDE	21.451	C.VIETTI	25.133	C.VIETTI	22.070	C.VIETTI	25.370	18	B.BALTUS	1'34.051	1'34.168 (17)
19	S.GARCIA	21.457	X.CARDELUS	25.167	I.GUEVARA	22.088	B.BENDSNEYDE	25.382	19	J.MASIA	1'34.140	1'34.237 (19)
20	B.BALTUS	21.501	D.BINDER	25.182	B.BALTUS	22.090	S.GARCIA	25.386	20	C.VIETTI	1'34.147	1'34.250 (20)
21	A.OGURA	21.547	S.GARCIA	25.183	J.MASIA	22.120	D.BINDER	25.392	21	S.GARCIA	1'34.213	1'34.387 (22)
22	C.VIETTI	21.574	A.OGURA	25.204	D.MOREIRA	22.125	D.MOREIRA	25.401	22	X.CARDELUS	1'34.241	1'34.343 (21)
23	X.CARDELUS	21.597	J.MASIA	25.222	A.OGURA	22.146	X.CARDELUS	25.415	23	A.OGURA	1'34.390	1'34.703 (24)
24	M.AJI	21.606	D.MOREIRA	25.273	M.AJI	22.147	A.OGURA	25.493	24	D.MOREIRA	1'34.416	1'34.538 (23)

These data/results cannot be reproduced, stored and/or transmitted in whole or in part by any manner of electronic, mechanical, photocopying, recording, broadcasting or otherwise now known or herein after developed without the previous express consent by the copyright owner, except for reproduction in daily press and regular printed publications on sale to the public within 60 days of the event related to those data/results and always provided that copyright symbol appears together as follows below.
© DORNA, 2024

Circuit Ricardo Tormo

Results and timing service provided by  **TISSOT**



4005 m.

Valencia Moto2™ & Moto3™ Official Test

Session 2

Best Partial Times

Moto2™

IT Ideal Lap Time, sum of the best partial times

BT Best Lap Time

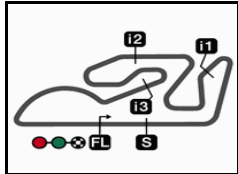
T1		T2		T3		T4				<i>IT</i>	<i>BT</i>	
<i>Pos</i>	<i>Rider</i>	<i>Time</i>	<i>Rider</i>	<i>Time</i>	<i>Rider</i>	<i>Time</i>	<i>Rider</i>	<i>Time</i>	<i>Pos</i>	<i>Rider</i>		
25	D.MOREIRA	21.617	M.AJI	25.471	S.GARCIA	22.187	D.ÖNCÜ	25.699	25	M.AJI	1'35.020	1'35.234 (25)
26	A.SASAKI	21.634	X.ARTIGAS	25.737	D.ÖNCÜ	22.653	M.AJI	25.796	26	D.ÖNCÜ	1'35.856	1'36.071 (26)
27	D.ÖNCÜ	21.739	A.SASAKI	25.759	X.ARTIGAS	22.727	A.SASAKI	25.918	27	A.SASAKI	1'36.146	1'36.283 (27)
28	X.ARTIGAS	21.861	D.ÖNCÜ	25.765	A.SASAKI	22.835	X.ARTIGAS	25.920	28	X.ARTIGAS	1'36.245	1'36.291 (28)

These data/results cannot be reproduced, stored and/or transmitted in whole or in part by any manner of electronic, mechanical, photocopying, recording, broadcasting or otherwise now known or herein after developed without the previous express consent by the copyright owner, except for reproduction in daily press and regular printed publications on sale to the public within 60 days of the event related to those data/results and always provided that copyright symbol appears together as follows below.
© DORNA, 2024

Official MotoGP Timing by **TISSOT**
www.motogp.com

moto2™






4005 m.

Valencia Moto2™ & Moto3™ Official Test

Session 2

Fastest Laps Sequence

<i>Practice Time</i>	 <i>Rider</i>	<i>Nation</i>	<i>Motorcycle</i>	<i>Time</i>	<i>Km/h</i>	<i>Rider's Lap</i>
3'57.599	44 Aron CANET	SPA	KALEX	1'35.476	151.0	2
4'07.265	81 Senna AGIUS	AUS	KALEX	1'34.996	151.7	2
4'20.139	18 Manuel GONZALEZ	SPA	KALEX	1'34.960	151.8	2
5'33.195	52 Jeremy ALCOBA	SPA	KALEX	1'34.508	152.5	3
7'07.374	52 Jeremy ALCOBA	SPA	KALEX	1'34.179	153.0	4
8'41.403	52 Jeremy ALCOBA	SPA	KALEX	1'34.029	153.3	5
8'46.837	44 Aron CANET	SPA	KALEX	1'34.017	153.3	5
8'50.647	81 Senna AGIUS	AUS	KALEX	1'33.989	153.4	5
9'47.733	21 Alonso LOPEZ	SPA	BOSCOSCURO	1'33.965	153.4	4
11'49.239	52 Jeremy ALCOBA	SPA	KALEX	1'33.834	153.6	7
14'11.059	84 Zonta VD GOORBERGH	NED	KALEX	1'33.738	153.8	5
26'24.697	54 Fermín ALDEGUER	SPA	BOSCOSCURO	1'33.617	154.0	13
27'58.298	54 Fermín ALDEGUER	SPA	BOSCOSCURO	1'33.601	154.0	14
47'20.859	44 Aron CANET	SPA	KALEX	1'33.329	154.4	16
48'54.085	44 Aron CANET	SPA	KALEX	1'33.226	154.6	17
1:04'36.255	44 Aron CANET	SPA	KALEX	1'33.146	154.7	21

These data/results cannot be reproduced, stored and/or transmitted in whole or in part by any manner of electronic, mechanical, photocopying, recording, broadcasting or otherwise now known or herein after developed without the previous express consent by the copyright owner, except for reproduction in daily press and regular printed publications on sale to the public within 60 days of the event related to those data/results and always provided that copyright symbol appears together as follows below.

© DORNA, 2024

Official MotoGP Timing by TISSOT
www.motogp.com

Cheste, Monday, November 27, 2023

