


4005 m.

Valencia Moto2™ & Moto3™ Official Test

Session 3

Classification

10

		Rider	Nation	Team	Motorcycle	Time	Lap Total	Gap	Top Speed
1	18	Manuel GONZALEZ	SPA	QJMOTOR Gresini Moto2	KALEX	1'33.270	26 27		273.9
2	75	Albert ARENAS	SPA	QJMOTOR Gresini Moto2	KALEX	1'33.302	11 23	0.032 0.032	276.1
3	44	Aron CANET	SPA	Fantic Racing	KALEX	1'33.350	18 22	0.080 0.048	272.8
4	96	Jake DIXON	GBR	Gaviota GASGAS Aspar Team	KALEX	1'33.372	18 20	0.102 0.022	278.3
5	17	Alex ESCRIG	SPA	Forward Team	FORWARD	1'33.439	10 11	0.169 0.067	277.2
6	7	Barry BALTUS	BEL	Fieten Olie Racing GP	KALEX	1'33.451	18 23	0.181 0.012	276.1
7	35	Somkiat CHANTRA	THA	IDEMITSU Honda Team Asia	KALEX	1'33.453	11 22	0.183 0.002	276.1
8	5	Jaume MASIA	SPA	Pertamina Mandalika SAG Team	KALEX	1'33.587	21 22	0.317 0.134	281.8
9	28	Izan GUEVARA	SPA	Gaviota GASGAS Aspar Team	KALEX	1'33.642	18 21	0.372 0.055	279.5
10	64	Bo BENDSNEYDER	NED	Pertamina Mandalika SAG Team	KALEX	1'33.691	25 26	0.421 0.049	273.9
11	12	Filip SALAC	CZE	Elf Marc VDS Racing Team	KALEX	1'33.723	20 20	0.453 0.032	276.1
12	84	Zonta VD GOORBERGH	NED	Fieten Olie Racing GP	KALEX	1'33.734	11 16	0.464 0.011	273.9
13	71	Dennis FOGGIA	ITA	Italtrans Racing Team	KALEX	1'33.782	18 20	0.512 0.048	277.2
14	15	Darryn BINDER	RSA	Liqui Moly Husqvarna Intact GP	KALEX	1'33.825	19 20	0.555 0.043	277.2
15	14	Tony ARBOLINO	ITA	Elf Marc VDS Racing Team	KALEX	1'33.833	19 30	0.563 0.008	278.3
16	81	Senna AGIUS	AUS	Liqui Moly Husqvarna Intact GP	KALEX	1'33.837	13 22	0.567 0.004	277.2
17	11	Sergio GARCIA	SPA	MT Helmets - MSI	BOSCOSCURO	1'33.871	22 22	0.601 0.034	273.9
18	52	Jeremy ALCOBA	SPA	Correos Prepago Yamaha VR46 T	KALEX	1'33.915	6 19	0.645 0.044	273.9
19	79	Ai OGURA	JPN	MT Helmets - MSI	BOSCOSCURO	1'34.116	14 23	0.846 0.201	276.1
20	13	Celestino VIETTI	ITA	Red Bull KTM Ajo	KALEX	1'34.252	20 20	0.982 0.136	277.2
21	10	Diogo MOREIRA	BRA	Italtrans Racing Team	KALEX	1'34.353	19 20	1.083 0.101	278.3
22	20	Xavi CARDELUS	AND	Fantic Racing	KALEX	1'34.687	7 26	1.417 0.334	273.9
23	34	Mario AJI	INA	IDEMITSU Honda Team Asia	KALEX	1'35.357	18 27	2.087 0.670	270.7
24	22	Ayumu SASAKI	JPN	Correos Prepago Yamaha VR46 T	KALEX	1'35.642	22 23	2.372 0.285	273.9
25	53	Deniz ÖNCÜ	TUR	Red Bull KTM Ajo	KALEX	1'35.739	20 21	2.469 0.097	277.2
26	43	Xavier ARTIGAS	SPA	Forward Team	FORWARD	1'36.319	19 23	3.049 0.580	277.2
No time set									
	21	Alonso LOPEZ	SPA	Beta Tools SpeedUp	BOSCOSCURO				
	54	Fermín ALDEGUER	SPA	Beta Tools SpeedUp	BOSCOSCURO				

Practice condition: Dry

Air: 21°

Humidity: 32%

Ground: 25°

Fastest Lap:	Lap: 26	Manuel GONZALEZ	1'33.270	154.5 Km/h
Best Race Lap:	2023	Fermín ALDEGUER	1'33.665	153.9 Km/h
All Time Lap Record:	2024	Alonso LOPEZ	1'33.061	154.9 Km/h

The results are provisional until the end of the limit for protest and appeals.

Time limit for protest expires 60' after publication of the results - Time:

These data/results cannot be reproduced, stored and/or transmitted in whole or in part by any manner of electronic, mechanical, photocopying, recording, broadcasting or otherwise now known or herein after developed without the previous express consent by the copyright owner, except for reproduction in daily press and regular printed publications on sale to the public within 60 days of the event related to those data/results and always provided that copyright symbol appears together as follows below.

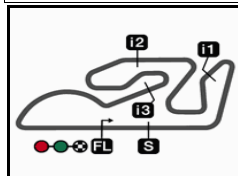
© DORNA, 2024

Official MotoGP Timing by TISSOT
www.motogp.com

Cheste, Monday, November 27, 2023

moto2™






4005 m.

Valencia Moto2™ & Moto3™ Official Test

Session 3

Combined Practice Times

11

		Rider	Nation	Team	MOTORCYCLE	FP1	FP2	FP3	Gap	
1	21	A. LOPEZ	SPA	Beta Tools SpeedUp	BOSCOSCURO	1'33.061	24 1'33.795	25		
2	44	A. CANET	SPA	Fantic Racing	KALEX	1'33.074	24 1'33.146	21 1'33.350	18	0.013 0.013
3	54	F. ALDEGUER	SPA	Beta Tools SpeedUp	BOSCOSCURO	1'33.456	22 1'33.151	27		0.090 0.077
4	18	M. GONZALEZ	SPA	QJMOTOR Gresini Moto2	KALEX	1'33.922	23 1'33.607	14 1'33.270	26	0.209 0.119
5	75	A. ARENAS	SPA	QJMOTOR Gresini Moto2	KALEX	1'33.930	19 1'33.542	18 1'33.302	11	0.241 0.032
6	96	J. DIXON	GBR	Gaviota GASGAS Aspar Team	KALEX	1'34.052	12 1'33.771	19 1'33.372	18	0.311 0.070
7	14	T. ARBOLINO	ITA	Elf Marc VDS Racing Team	KALEX	1'33.473	21 1'33.383	23 1'33.833	19	0.322 0.011
8	17	A. ESCRIG	SPA	Forward Team	FORWARD	1'34.100	24 1'33.526	24 1'33.439	10	0.378 0.056
9	7	B. BALTUS	BEL	Fieten Olie Racing GP	KALEX	1'34.203	24 1'34.168	19 1'33.451	18	0.390 0.012
10	35	S. CHANTRA	THA	IDEMITSU Honda Team Asia	KALEX	1'33.496	22 1'33.870	23 1'33.453	11	0.392 0.002
11	71	D. FOGGIA	ITA	Italtrans Racing Team	KALEX	1'33.562	18 1'33.956	16 1'33.782	18	0.501 0.109
12	5	J. MASIA	SPA	Pertamina Mandalika SAG Team	KALEX	1'34.578	21 1'34.237	16 1'33.587	21	0.526 0.025
13	81	S. AGIUS	AUS	Liqui Moly Husqvarna Intact GP	KALEX	1'33.910	20 1'33.592	20 1'33.837	13	0.531 0.005
14	28	I. GUEVARA	SPA	Gaviota GASGAS Aspar Team	KALEX	1'34.357	22 1'33.931	20 1'33.642	18	0.581 0.050
15	64	B. BENDSNEYDE	NED	Pertamina Mandalika SAG Team	KALEX	1'33.944	20 1'33.941	11 1'33.691	25	0.630 0.049
16	52	J. ALCOBA	SPA	Correos Prepago Yamaha VR46 Te	KALEX	1'33.898	19 1'33.709	19 1'33.915	6	0.648 0.018
17	12	F. SALAC	CZE	Elf Marc VDS Racing Team	KALEX	1'34.334	19 1'33.930	15 1'33.723	20	0.662 0.014
18	84	Z. VD GOORBERG	NED	Fieten Olie Racing GP	KALEX	1'34.289	18 1'33.738	5 1'33.734	11	0.673 0.011
19	15	D. BINDER	RSA	Liqui Moly Husqvarna Intact GP	KALEX	1'34.546	24 1'34.178	27 1'33.825	19	0.764 0.091
20	11	S. GARCIA	SPA	MT Helmets - MSI	BOSCOSCURO	1'34.380	21 1'34.387	17 1'33.871	22	0.810 0.046
21	79	A. OGURA	JPN	MT Helmets - MSI	BOSCOSCURO	1'34.973	22 1'34.703	23 1'34.116	14	1.055 0.245
22	13	C. VIETTI	ITA	Red Bull KTM Ajo	KALEX	1'35.043	17 1'34.250	15 1'34.252	20	1.189 0.134
23	20	X. CARDELUS	AND	Fantic Racing	KALEX		1'34.343	21 1'34.687	7	1.282 0.093
24	10	D. MOREIRA	BRA	Italtrans Racing Team	KALEX	1'35.355	16 1'34.538	22 1'34.353	19	1.292 0.010
25	34	M. AJI	INA	IDEMITSU Honda Team Asia	KALEX	1'35.901	24 1'35.234	17 1'35.357	18	2.173 0.881
26	22	A. SASAKI	JPN	Correos Prepago Yamaha VR46 Te	KALEX	1'38.224	21 1'36.283	18 1'35.642	22	2.581 0.408
27	53	D. ÖNCÜ	TUR	Red Bull KTM Ajo	KALEX	1'36.686	21 1'36.071	20 1'35.739	20	2.678 0.097
28	43	X. ARTIGAS	SPA	Forward Team	FORWARD	1'39.351	8 1'36.291	17 1'36.319	19	3.230 0.552

Pole Position Record:	2023	Aron CANET	1'33.314	154.5 Km/h
Best Race Lap:	2023	Fermin ALDEGUER	1'33.665	153.9 Km/h
All Time Lap Record:	2024	Alonso LOPEZ	1'33.061	154.9 Km/h

The results are provisional until the end of the limit for protest and appeals.

Time limit for protest expires 60' after publication of the results - Time:

These data/results cannot be reproduced, stored and/or transmitted in whole or in part by any manner of electronic, mechanical, photocopying, recording, broadcasting or otherwise now known or herein after developed without the previous express consent by the copyright owner, except for reproduction in daily press and regular printed publications on sale to the public within 60 days of the event related to those data/results and always provided that copyright symbol appears together as follows below.

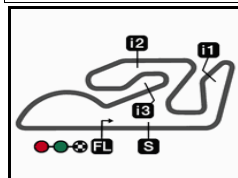
© DORNA, 2024

Official MotoGP Timing by TISSOT
www.motogp.com

Cheste, Monday, November 27, 2023







4005 m.

Valencia Moto2™ & Moto3™ Official Test

Session 3

Top Speed & Average

12



Rider	Nation	Motorcycle	Top 5 speeds					Average	Top
5 Jaume MASIA	SPA	KALEX	281.8	279.5	278.3	278.3	277.2	278.3	281.8
28 Izan GUEVARA	SPA	KALEX	279.5	279.5	279.5	277.2	277.2	278.4	279.5
10 Diogo MOREIRA	BRA	KALEX	278.3	278.3	277.2	276.1	276.1	277.0	278.3
14 Tony ARBOLINO	ITA	KALEX	278.3	277.2	277.2	277.2	277.2	277.4	278.3
96 Jake DIXON	GBR	KALEX	278.3	276.1	276.1	275.0	275.0	275.7	278.3
13 Celestino VIETTI	ITA	KALEX	277.2	277.2	276.1	276.1	276.1	276.5	277.2
15 Darryn BINDER	RSA	KALEX	277.2	276.1	276.1	275.0	275.0	275.4	277.2
17 Alex ESCRIG	SPA	FORWARD	277.2	276.1	275.0	273.9	272.8	274.4	277.2
43 Xavier ARTIGAS	SPA	FORWARD	277.2	276.1	276.1	275.0	275.0	275.5	277.2
53 Deniz ÖNCÜ	TUR	KALEX	277.2	277.2	276.1	276.1	276.1	276.4	277.2
71 Dennis FOGGIA	ITA	KALEX	277.2	277.2	277.2	276.1	276.1	276.4	277.2
81 Senna AGIUS	AUS	KALEX	277.2	277.2	276.1	276.1	276.1	276.5	277.2
7 Barry BALTUS	BEL	KALEX	276.1	275.0	275.0	273.9	273.9	274.6	276.1
12 Filip SALAC	CZE	KALEX	276.1	276.1	276.1	275.0	275.0	275.7	276.1
35 Somkiat CHANTRA	THA	KALEX	276.1	275.0	275.0	275.0	273.9	274.5	276.1
75 Albert ARENAS	SPA	KALEX	276.1	276.1	275.0	275.0	275.0	275.2	276.1
79 Ai OGURA	JPN	BOSCOSCURO	276.1	273.9	273.9	272.8	272.8	273.9	276.1
11 Sergio GARCIA	SPA	BOSCOSCURO	273.9	271.7	271.7	271.7	271.7	272.0	273.9
18 Manuel GONZALEZ	SPA	KALEX	273.9	272.8	272.8	272.8	271.7	272.4	273.9
20 Xavi CARDELUS	AND	KALEX	273.9	272.8	272.8	271.7	271.7	272.3	273.9
22 Ayumu SASAKI	JPN	KALEX	273.9	272.8	272.8	272.8	272.8	272.9	273.9
52 Jeremy ALCOBA	SPA	KALEX	273.9	272.8	272.8	272.8	272.8	273.0	273.9
64 Bo BENDSNEYDER	NED	KALEX	273.9	273.9	273.9	272.8	271.7	273.0	273.9
84 Zonta VD GOORBERGH	NED	KALEX	273.9	273.9	273.9	273.9	272.8	273.3	273.9
44 Aron CANET	SPA	KALEX	272.8	272.8	272.8	271.7	271.7	272.1	272.8
34 Mario AJI	INA	KALEX	270.7	269.6	269.6	268.5	268.5	268.8	270.7

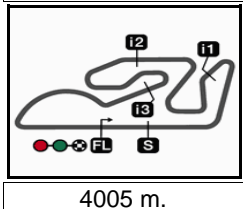
These data/results cannot be reproduced, stored and/or transmitted in whole or in part by any manner of electronic, mechanical, photocopying, recording, broadcasting or otherwise now known or herein after developed without the previous express consent by the copyright owner, except for reproduction in daily press and regular printed publications on sale to the public within 60 days of the event related to those data/results and always provided that copyright symbol appears together as follows below.

© DORNA, 2024

Official MotoGP Timing by TISSOT
www.motogp.com

Chestre, Monday, November 27, 2023





4005 m.

Valencia Moto2™ & Moto3™ Official Test

Session 3

Chronological Analysis of Performances

13

* Lap / Sector time cancelled

T1 Time from finish line to 1st intermediate

T3 Time from 2nd intermed. to 3rd intermed.

P Crossing the finish line in pit lane

T2 Time from 1st intermed. to 2nd intermed.

T4 Time from 3rd intermediate to finish line

Lap	Lap Time	T1	T2	T3	T4	Speed	Lap	Lap Time	T1	T2	T3	T4	Speed	
1st	18	Manuel GONZALEZ QJMOTOR Gresini M SPA Runs=3 Total laps=27 Full laps=22 Valid laps=22						15	1'33.854	21.503	24.986	22.047	25.318	275.0
1	2'44.602	20.494	26.105	22.516	25.853		16	1'40.462 P	21.393	25.049	23.639	30.381	271.7	
2	1'34.729	21.732	25.206	22.157	25.634	271.7	17	12'05.798	22.714	25.823	22.370	25.446		
3	1'34.721	21.637	25.273	22.164	25.647	270.7	18	1'34.236	21.467	25.219	22.253	25.297	271.7	
4	1'34.531	21.647	25.238	22.107	25.539	270.7	19	1'33.918	21.520	25.090	22.020	25.288	272.8	
5	1'34.110	21.510	25.119	22.039	25.442	270.7	20	1'33.535	21.266	25.013	21.963	25.293	273.9	
6	1'34.378	21.574	25.246	22.122	25.436	271.7	21	1'33.732	21.407	25.052	22.007	25.266	273.9	
7	1'34.326	21.521	25.241	22.079	25.485	272.8	22	1'53.680 P	23.126	31.466	26.605	32.483	271.7	
8	1'41.378 P	22.364	26.676	23.232	29.106	272.8	23	3'29.749	36.423	27.088	23.007	25.761		
9	10'36.177	25.834	27.195	23.666	25.965		3rd	44	Aron CANET Fantic Racing SPA Runs=4 Total laps=22 Full laps=15 Valid laps=15					
10	1'35.785	21.656	25.781	22.438	25.910	268.5	1	2'10.077	23.119	26.486	22.498	25.643		
11	1'33.846	21.485	25.058	21.954	25.349	271.7	2	1'34.905	21.810	25.358	22.286	25.451	271.7	
12	1'33.768	21.495	25.020	21.932	25.321	269.6	3	1'34.541	21.570	25.295	22.174	25.502	272.8	
13	1'33.702	21.462	25.021	21.945	25.274	270.7	4	1'33.927	21.504	25.204	21.978	25.241	272.8	
14	1'41.923	25.001	27.386	23.512	26.024	268.5	5	1'44.157 P	25.402	26.392	22.686	29.677	272.8	
15	1'34.842	21.666	25.313	22.190	25.673	270.7	6	9'33.192	22.416	25.693	22.673	25.621		
16	1'34.006	21.619	25.068	21.991	25.328	268.5	7	1'34.271	21.656	25.273	22.013	25.329	268.5	
17	1'36.422 P	21.569	25.077	22.034	27.742	268.5	8	1'34.085	21.513	25.192	22.049	25.331	271.7	
18	9'29.020	24.478	28.431	23.235	25.750		9	1'33.986	21.458	25.130	21.999	25.399	269.6	
19	1'35.176	21.898	25.295	22.371	25.612	267.5	10	1'34.033	21.455	25.188	21.936	25.454	270.7	
20	1'33.430	21.436	24.934	21.932	25.128	269.6	11	1'39.789 P	21.585	25.189	22.361	30.654	271.7	
21	1'33.605	21.468	24.993	21.950	25.194	269.6	12	7'59.631 P	21.749	25.495	22.436	31.377		
22	1'33.616	21.479	24.998	21.915	25.224	270.7	13	11'46.643	19.750	25.647	22.139	25.359		
23	1'33.397	21.449	24.912	21.894	25.142	269.6	14	1'33.881	21.574	25.048	21.983	25.276	268.5	
24	1'33.907	21.407	24.921	21.854	25.725	271.7	15	1'33.783	21.416	25.079	21.890	25.398	270.7	
25	1'35.370	21.964	25.542	22.239	25.625	265.4	16	1'33.742	21.387	25.099	21.967	25.289	269.6	
26	1'33.270	21.348	24.881	21.894	25.147	272.8	17	1'33.376	21.400	24.900	21.865	25.211	269.6	
27	1'43.261	25.239	26.455	23.436	28.131	273.9	18	1'33.350	21.372	24.930	21.882	25.166	270.7	
2nd	75	Albert ARENAS QJMOTOR Gresini M SPA Runs=4 Total laps=23 Full laps=16 Valid laps=16						19	1'33.397	21.363	25.048	21.869	25.117	270.7
1	3'45.458	24.797	26.735	22.938	25.755		20	1'33.554	21.428	24.966	21.867	25.293	270.7	
2	1'34.853	21.903	25.287	22.162	25.501	275.0	21	1'33.358	21.318	24.985	21.829	25.226	271.7	
3	1'34.148	21.471	25.098	22.165	25.414	276.1	22	1'54.066 P	24.350	30.287	25.927	33.502	271.7	
4	1'34.053	21.526	25.143	22.022	25.362	276.1	4th	96	Jake DIXON Gaviota GASGAS As GBR Runs=4 Total laps=20 Full laps=13 Valid laps=13					
5	1'34.311	21.563	25.289	22.117	25.342	273.9	1	2'11.705	25.811	29.300	22.751	26.279		
6	1'33.960	21.546	25.117	22.058	25.239	275.0	2	1'34.911	21.781	25.436	22.231	25.463	272.8	
7	1'42.017 P	23.632	26.250	22.609	29.526	275.0	3	1'34.495	21.782	25.303	21.998	25.412	276.1	
8	10'27.296	21.650	26.049	22.343	25.421		4	1'33.720	21.414	25.161	21.889	25.256	275.0	
9	1'33.602	21.434	25.104	21.870	25.194	272.8	5	1'34.064	21.485	25.236	21.949	25.394	278.3	
10	1'33.467	21.461	24.972	21.918	25.116	273.9	6	1'35.050	21.430	25.196	22.982	25.442	275.0	
11	1'33.302	21.374	24.947	21.880	25.101	275.0	7	1'43.442 P	21.564	25.087	27.167	29.624	275.0	
12	1'33.626	21.377	24.974	21.983	25.292	275.0	8	12'18.776	22.796	27.214	23.790	27.925		
13	1'33.740	21.322	24.959	22.113	25.346	275.0	9	1'34.542	21.601	25.431	21.985	25.525	272.8	
14	1'34.083	21.472	25.067	22.231	25.313	275.0								

Fastest Lap: Manuel GONZALEZ QJMOTOR Gresini M SPA **1'33.270** 21.348 24.881 21.894 25.147

These data/results cannot be reproduced, stored and/or transmitted in whole or in part by any manner of electronic, mechanical, photocopying, recording, broadcasting or otherwise now known or herein after developed without the previous express consent by the copyright owner, except for reproduction in daily press and regular printed publications on sale to the public within 60 days of the event related to those data/results and always provided that copyright symbol appears together as follows below.
© DORNA, 2024

Session 3

Moto2

Lap	Lap Time	T1	T2	T3	T4	Speed	Lap	Lap Time	T1	T2	T3	T4	Speed
10	1'38.900	25.020	26.092	22.089	25.699	273.9	3	1'34.478	21.599	25.260	22.147	25.472	273.9
11	1'33.758	21.437	25.021	21.932	25.368	273.9	4	1'34.389	21.601	25.212	22.123	25.453	273.9
12	1'33.567	21.344	24.989	21.919	25.315	276.1	5	1'33.877	21.450	25.133	22.001	25.293	275.0
13	1'38.895 P	21.493	25.153	22.039	30.210	275.0	6	1'34.313	21.453	25.259	22.098	25.503	275.0
14	13'19.739	21.718	26.029	22.400	25.988		7	1'41.020 P	22.345	26.491	23.366	28.818	272.8
15	1'37.837 P	21.530	25.387	22.266	28.654	269.6	8	7'04.872	24.370	26.880	22.968	25.744	
16	6'43.433	22.749	25.872	22.220	26.162		9	1'33.652	21.365	25.138	21.928	25.221	272.8
17	1'34.244	21.683	25.203	21.988	25.370	270.7	10	1'33.684	21.380	25.024	21.951	25.329	271.7
18	1'33.372	21.264	24.878	21.828	25.402	272.8	11	1'33.453	21.294	25.030	21.933	25.196	273.9
19	1'33.412	21.246	24.984	21.867	25.315	273.9	12	1'37.889	21.949	28.249	22.112	25.579	273.9
20	1'33.536	21.351	25.024	21.826	25.335	275.0	13	1'33.622	21.403	25.024	21.879	25.316	273.9

5th		17	Alex ESCRIG	Forward Team	SPA
		Runs=2	Total laps=11	Full laps=7	Valid laps=7
1	2'12.006	23.077	29.840	22.980	26.172
2	1'35.042	21.675	25.487	22.384	25.496 273.9
3	1'34.316	21.630	25.262	22.064	25.360 275.0
4	1'34.156	21.406	25.231	22.051	25.468 277.2
5	1'43.052 P	23.582	26.324	22.731	30.415 276.1
6	40'23.503	24.541	27.926	25.052	25.613
7	1'34.003	21.527	25.198	21.988	25.290 272.8
8	1'33.643	21.371	25.107	21.950	25.215 272.8
9	1'33.509	21.474	25.049	21.839	25.147 272.8
10	1'33.439	21.451	24.926	21.946	25.116 271.7
11	1'43.332 P	21.408	25.045	25.005	31.874 271.7

6th		7	Barry BALTUS	Fieten Olie Racing GP	BEL
		Runs=3	Total laps=23	Full laps=17	Valid laps=17
1	2'29.921	24.613	26.577	22.605	25.678
2	1'34.769	21.665	25.379	22.253	25.472 272.8
3	1'34.550	21.573	25.406	22.105	25.466 275.0
4	1'34.583	21.431	25.133	22.328	25.691 275.0
5	1'34.297	21.512	25.177	22.129	25.479 272.8
6	1'34.501	21.471	25.240	22.168	25.622 272.8
7	1'34.547	21.517	25.186	22.226	25.618 272.8
8	1'34.574	21.515	25.253	22.211	25.595 273.9
9	1'43.068 P	25.744	26.313	22.609	28.402 270.7
10	9'13.137	22.842	27.187	22.827	25.543
11	1'34.660	21.596	25.106	22.092	25.866 271.7
12	1'34.132	21.454	25.146	22.113	25.419 271.7
13	1'36.221	21.639	25.242	23.819	25.521 271.7
14	1'34.389	21.578	25.100	22.117	25.594 273.9
15	1'43.842 P	21.583	26.398	23.395	32.466 268.5
16	12'50.444	22.344	25.514	22.147	25.426
17	1'34.085	21.490	25.054	22.047	25.494 270.7
18	1'33.451	21.423	24.972	21.863	25.193 270.7
19	1'33.678	21.430	24.943	22.065	25.240 272.8
20	1'34.014	21.392	25.121	22.056	25.445 276.1
21	1'34.423	21.557	25.200	22.178	25.488 271.7
22	1'34.162	21.565	25.118	22.027	25.452 273.9
23	1'41.105 P	21.752	25.649	22.591	31.113 269.6

7th		35	Somkiat CHANTRA	IDEMITSU Honda Te	THA
		Runs=4	Total laps=22	Full laps=15	Valid laps=15
1	5'10.981	24.210	27.127	23.525	25.632
2	1'34.601	21.616	25.316	22.099	25.570 275.0

8th		5	Jaume MASIA	Pertamina Mandalika	SPA
		Runs=3	Total laps=22	Full laps=16	Valid laps=16
1	3'55.927	23.372	26.858	23.337	26.240
2	1'35.781	21.708	25.759	22.452	25.862 277.2
3	1'35.087	21.481	25.460	22.236	25.910 278.3
4	1'34.675	21.440	25.316	22.229	25.690 281.8
5	1'33.857	21.350	25.098	22.099	25.310 277.2
6	1'38.163	23.762	26.211	22.613	25.577 279.5
7	1'41.651	26.492	27.000	22.508	25.651 277.2
8	1'34.383	21.531	25.309	22.092	25.451 276.1
9	1'34.261	21.547	25.241	22.056	25.417 276.1
10	1'33.952	21.430	25.236	22.007	25.279 276.1
11	1'41.617 P	22.570	26.548	23.370	29.129 273.9
12	10'56.653	24.510	26.690	23.219	25.882
13	1'34.718	21.725	25.355	22.122	25.516 271.7
14	1'33.759	21.399	25.175	21.975	25.210 275.0
15	1'33.991	21.435	25.129	22.066	25.361 276.1
16	1'40.440 P	22.922	26.277	23.013	28.228 275.0
17	9'21.382	26.022	27.931	22.935	25.741
18	1'35.390	21.719	25.573	22.546	25.552 271.7
19	1'36.023	21.577	25.306	23.847	25.293 273.9
20	1'33.862	21.377	25.182	21.982	25.321 277.2
21	1'33.587	21.388	25.053	21.924	25.222 278.3
22	1'44.842 P	22.775	27.938	24.240	29.889 276.1

9th		28	Izan GUEVARA	Gaviota GASGAS As	SPA
		Runs=3	Total laps=21	Full laps=16	Valid laps=16
1	2'53.753	22.413	26.737	22.816	26.248
2	1'37.178	22.377	26.093	22.666	26.042 276.1
3	1'34.849	21.476	25.454	22.331	25.588 277.2
4	1'34.399	21.382	25.309	22.234	25.474 277.2
5	1'34.294	21.353	25.262	22.214	25.465 277.2
6	1'34.403	21.404	25.300	22.175	25.524 279.5
7	1'34.196	21.333	25.281	22.133	25.449 279.5
8	1'41.781 P	22.640	26.198	22.538	30.405 279.5

Fastest Lap: Manuel GONZALEZ QJMOTOR Gresini M SPA 1'33.270 21.348 24.881 21.894 25.147

These data/results cannot be reproduced, stored and/or transmitted in whole or in part by any manner of electronic, mechanical, photocopying, recording, broadcasting or otherwise now known or herein after developed without the previous express consent by the copyright owner, except for reproduction in daily press and regular printed publications on sale to the public within 60 days of the event related to those data/results and always provided that copyright symbol appears together as follows below.
© DORNA, 2024



Session 3

Moto2

Lap	Lap Time	T1	T2	T3	T4	Speed	Lap	Lap Time	T1	T2	T3	T4	Speed
9	1'45.296	22.389	26.522	22.995	26.218		12	1'34.364	21.445	25.226	22.231	25.462	271.7
10	1'35.036	21.553	25.460	22.363	25.660	273.9	13	1'34.409	21.451	25.169	22.272	25.517	271.7
11	1'40.169	21.420	27.116	25.751	25.882	276.1	14	1'34.544	21.592	25.194	22.214	25.544	272.8
12	1'42.164 P	21.501	25.735	24.539	30.389	276.1	15	1'34.200	21.438	25.108	22.194	25.460	271.7
13	1'45.0772	22.585	26.308	22.517	25.851		16	1'34.131	21.430	25.133	22.135	25.433	271.7
14	1'34.398	21.564	25.210	22.149	25.475	272.8	17	1'34.447	21.488	25.251	22.196	25.512	272.8
15	1'33.755	21.345	25.076	22.012	25.322	276.1	18	1'34.062	21.477	25.082	22.090	25.413	272.8
16	1'33.862	21.292	25.114	22.120	25.336	275.0	19	1'34.913	21.569	25.293	22.449	25.602	272.8
17	1'33.757	21.305	25.045	22.062	25.345	276.1	20	1'33.723	21.349	25.008	22.032	25.334	272.8
18	1'33.642	21.338	25.044	21.979	25.281	276.1							
19	1'33.973	21.340	25.192	22.059	25.382	276.1							
20	1'36.059	22.505	25.730	22.328	25.496	276.1							
21	1'34.113	21.392	25.163	22.140	25.418	276.1							

10th 64 Bo BENDSNEYDER Pertamina Mandalika NED

Runs=4 Total laps=26 Full laps=19 Valid laps=19

1	3'52.079	22.904	25.922	22.253	25.664	
2	1'35.427	21.669	25.259	22.821	25.678	273.9
3	1'35.985	22.697	25.661	22.056	25.571	273.9
4	1'33.881	21.480	25.058	21.880	25.463	273.9
5	1'34.212	21.448	25.282	22.006	25.476	272.8
6	1'35.866	21.585	25.148	23.599	25.534	270.7
7	1'38.891 P	21.515	25.123	22.604	29.649	271.7
8	4'31.737	22.684	25.882	22.188	25.797	
9	1'34.706	21.703	25.231	22.145	25.627	267.5
10	1'34.787	21.658	25.392	22.097	25.640	268.5
11	1'46.704 P	23.533	28.061	23.607	31.503	269.6
12	7'33.172	28.408	27.378	24.279	26.677	
13	1'35.010	21.624	25.151	21.841	26.394	271.7
14	1'33.824	21.495	25.015	21.920	25.394	270.7
15	1'35.855	21.489	25.084	23.142	26.140	270.7
16	1'34.211	21.492	25.191	21.974	25.554	268.5
17	1'34.157	21.574	25.103	21.978	25.502	269.6
18	1'43.985 P	22.771	26.904	23.519	30.791	270.7
19	9'59.609	23.726	28.747	22.950	25.642	
20	1'34.510	21.630	25.289	22.048	25.543	270.7
21	1'34.282	21.581	25.237	22.007	25.457	270.7
22	1'34.128	21.556	25.152	21.957	25.463	269.6
23	1'34.816	21.508	25.222	21.987	26.099	269.6
24	1'34.046	21.512	25.096	21.910	25.528	268.5
25	1'33.691	21.501	24.948	21.853	25.389	267.5
26	1'33.834	21.407	24.980	21.936	25.511	268.5

11th 12 Filip SALAC Elf Marc VDS Racing CZE

Runs=2 Total laps=20 Full laps=17 Valid laps=17

1	10'58.462	23.111	26.461	22.883	25.898	
2	1'34.663	21.411	25.411	22.282	25.559	276.1
3	1'34.371	21.465	25.240	22.201	25.465	276.1
4	1'34.248	21.434	25.195	22.112	25.507	276.1
5	1'34.145	21.450	25.247	22.084	25.364	275.0
6	1'34.394	21.465	25.245	22.202	25.482	275.0
7	1'34.463	21.482	25.266	22.108	25.607	273.9
8	1'47.264 P	22.999	27.569	23.759	32.937	273.9
9	20'58.349	23.826	26.535	23.187	26.097	
10	1'35.046	21.596	25.405	22.345	25.700	272.8
11	1'34.567	21.595	25.249	22.104	25.619	270.7

12th 84 Zonta VD GOORBE Fieten Olie Racing GP NED

Runs=2 Total laps=16 Full laps=12 Valid laps=12

1	2'34.752	22.183	26.826	22.576	27.235	
2	1'34.824	21.671	25.463	22.083	25.607	272.8
3	1'34.358	21.487	25.349	21.970	25.552	273.9
4	1'34.137	21.529	25.119	21.980	25.509	273.9
5	1'34.258	21.498	25.250	22.015	25.495	273.9
6	1'39.751	24.319	26.156	22.931	26.345	272.8
7	1'34.141	21.471	25.284	21.978	25.408	272.8
8	1'43.209 P	25.309	26.096	22.809	28.995	272.8
9	8'53.055	22.770	26.297	22.340	26.137	
10	1'34.267	21.517	25.202	22.050	25.498	269.6
11	1'33.734	21.407	25.135	21.881	25.311	270.7
12	1'33.778	21.387	25.112	21.817	25.462	273.9
13	1'38.657	24.254	26.264	22.525	25.614	271.7
14	1'33.782	21.408	25.102	21.920	25.352	271.7
15	1'35.897	21.578	25.054	23.463	25.802	270.7
16	1'46.945 P	23.623	28.166	23.208	31.948	272.8

13th 71 Dennis FOGGIA Italtrans Racing Team ITA

Runs=2 Total laps=20 Full laps=16 Valid laps=16

1	11'01.510	21.183	25.964	22.511	25.859	
2	1'35.222	21.663	25.425	22.300	25.834	276.1
3	1'34.850	21.539	25.425	22.239	25.647	276.1
4	1'34.486	21.455	25.165	22.175	25.691	277.2
5	1'34.306	21.511	25.183	22.119	25.493	277.2
6	1'34.353	21.514	25.172	22.148	25.519	277.2
7	1'51.521 P	26.272	29.824	25.416	30.009	276.1
8	7'48.731	21.944	26.306	22.528	25.720	
9	1'34.254	21.428	25.198	22.125	25.503	273.9
10	1'33.955	21.394	25.047	22.048	25.466	276.1
11	1'34.116	21.518	25.148	22.042	25.408	276.1
12	1'33.936	21.393	25.066	22.030	25.447	275.0
13	1'33.971	21.359	25.150	22.062	25.400	276.1
14	1'34.175	21.509	25.147	22.015	25.504	275.0
15	1'33.895	21.413	25.088	22.012	25.382	273.9
16	1'33.811	21.389	25.071	22.060	25.291	275.0
17	1'33.867	21.388	25.059	22.051	25.369	275.0
18	1'33.782	21.364	25.064	21.987	25.367	275.0
19	1'34.006	21.376	25.097	22.040	25.493	276.1
20	1'54.215 P	26.845	27.540	26.330	33.500	276.1

14th 15 Darryn BINDER Liqui Moly Husqvarna RSA

Runs=3 Total laps=20 Full laps=15 Valid laps=15

1	3'48.525	24.322	28.567	24.478	25.947	
2	1'35.821	21.736	25.740	22.420	25.925	275.0

Fastest Lap: Manuel GONZALEZ QJMOTOR Gresini M SPA **1'33.270** 21.348 24.881 21.894 25.147

These data/results cannot be reproduced, stored and/or transmitted in whole or in part by any manner of electronic, mechanical, photocopying, recording, broadcasting or otherwise now known or herein after developed without the previous express consent by the copyright owner, except for reproduction in daily press and regular printed publications on sale to the public within 60 days of the event related to those data/results and always provided that copyright symbol appears together as follows below.
© DORNA, 2024

Session 3

Moto2

Lap	Lap Time	T1	T2	T3	T4	Speed	Lap	Lap Time	T1	T2	T3	T4	Speed
3	1'40.705	26.263	26.215	22.416	25.811	275.0	3	1'33.991	21.408	25.175	22.103	25.305	276.1
4	1'34.584	21.473	25.492	22.184	25.435	276.1	4	1'34.104	21.469	25.204	22.119	25.312	277.2
5	1'35.673	21.985	25.608	22.405	25.675	275.0	5	1'33.848	21.423	25.149	22.033	25.243	276.1
6	1'35.174	21.547	25.615	22.384	25.628	275.0	6	1'34.105	21.399	25.161	22.073	25.472	277.2
7	1'41.678 P	21.701	25.796	22.784	31.397	276.1	7	1'45.711 P	27.042	26.057	22.444	30.168	275.0
8	10'01.091	22.413	25.959	22.200	25.504		8	10'20.885	21.208	26.075	23.009	25.615	
9	1'34.185	21.518	25.270	22.002	25.395	273.9	9	1'34.074	21.542	25.145	22.028	25.359	271.7
10	1'37.002	21.719	26.044	23.112	26.127	275.0	10	1'39.072	22.203	28.350	22.918	25.601	272.8
11	1'34.215	21.543	25.267	21.954	25.451	275.0	11	1'33.956	21.559	25.121	22.149	25.127	275.0
12	1'34.253	21.413	25.209	22.100	25.531	277.2	12	1'33.882	21.463	25.180	21.986	25.253	272.8
13	1'34.524	21.481	25.377	22.056	25.610	273.9	13	1'33.837	21.398	25.019	22.094	25.326	275.0
14	1'41.631	21.621	25.707	28.525	25.778	273.9	14	1'43.028 P	24.339	26.351	22.985	29.353	273.9
15	1'34.608	21.589	25.311	22.070	25.638	275.0	15	18'17.492	20.825	25.841	22.426	25.456	
16	1'50.658 P	26.557	29.893	23.954	30.254	275.0	16	1'34.458	21.697	25.270	22.148	25.343	271.7
17	13'52.863	24.744	28.201	25.593	29.161		17	1'34.547	21.620	25.311	22.357	25.259	271.7
18	1'34.725	21.686	25.538	22.093	25.408	270.7	18	1'35.921	22.908	25.266	22.189	25.558	271.7
19	1'33.825	21.369	25.232	21.931	25.293	272.8	19	1'34.384	21.516	25.217	22.121	25.530	273.9
20	1'34.433	21.509	25.314	22.070	25.540	273.9	20	1'34.367	21.665	25.177	22.164	25.361	272.8

15th 14 Tony ARBOLINO Elf Marc VDS Racing ITA
 Runs=2 Total laps=30 Full laps=26 Valid laps=26

1	2'30.935	21.195	26.635	23.016	26.079	
2	1'35.319	21.704	25.639	22.277	25.699	277.2
3	1'34.501	21.559	25.302	22.156	25.484	277.2
4	1'34.390	21.511	25.366	22.124	25.389	277.2
5	1'34.190	21.548	25.200	22.067	25.375	277.2
6	1'44.795 P	26.258	26.478	23.515	28.544	278.3
7	8'06.252	24.968	27.563	23.515	26.159	
8	1'35.103	21.787	25.536	22.204	25.576	271.7
9	1'34.416	21.475	25.285	22.123	25.533	272.8
10	1'34.136	21.510	25.225	22.006	25.395	273.9
11	1'34.028	21.539	25.173	21.990	25.326	273.9
12	1'34.013	21.456	25.159	22.017	25.381	273.9
13	1'34.026	21.420	25.116	21.966	25.524	275.0
14	1'34.051	21.484	25.116	22.052	25.399	272.8
15	1'33.937	21.468	25.129	22.009	25.331	273.9
16	1'33.969	21.439	25.163	22.043	25.324	275.0
17	1'34.019	21.468	25.115	22.005	25.431	273.9
18	1'33.918	21.442	25.123	22.015	25.338	273.9
19	1'33.833	21.332	25.117	21.978	25.406	273.9
20	1'33.999	21.443	25.087	22.047	25.422	273.9
21	1'34.007	21.450	25.082	22.059	25.416	273.9
22	1'33.859	21.371	25.085	22.061	25.342	273.9
23	1'34.140	21.427	25.189	22.108	25.416	273.9
24	1'34.533	21.526	25.339	22.174	25.494	273.9
25	1'34.186	21.439	25.184	22.086	25.477	273.9
26	1'34.058	21.410	25.137	22.121	25.390	275.0
27	1'34.002	21.489	25.083	22.106	25.324	275.0
28	1'34.231	21.494	25.143	22.048	25.546	277.2
29	1'34.260	21.416	25.240	22.190	25.414	276.1
30	1'50.328 P	27.069	28.739	23.471	31.049	272.8

16th 81 Senna AGIUS Liqui Moly Husqvarna AUS
 Runs=3 Total laps=22 Full laps=16 Valid laps=16

1	2'33.380	20.817	26.094	22.581	25.644	
2	1'34.475	21.615	25.301	22.125	25.434	276.1

17th 11 Sergio GARCIA MT Helmets - MSI SPA
 Runs=3 Total laps=22 Full laps=17 Valid laps=17

1	1'53.690	22.121	26.816	22.830	26.278	
2	1'35.909	21.973	25.752	22.448	25.736	268.5
3	1'35.294	21.781	25.468	22.460	25.585	271.7
4	1'34.785	21.625	25.301	22.321	25.538	271.7
5	1'34.649	21.675	25.286	22.181	25.507	270.7
6	1'41.729	21.503	25.501	25.834	28.891	270.7
7	1'47.367 P	24.561	26.782	25.861	30.163	271.7
8	11'59.843	22.145	26.036	22.512	25.661	
9	1'34.182	21.566	25.192	22.104	25.320	268.5
10	1'33.980	21.461	25.157	22.029	25.333	270.7
11	1'34.171	21.482	25.224	22.160	25.305	271.7
12	1'33.985	21.444	25.108	22.087	25.346	271.7
13	1'34.034	21.554	25.103	22.057	25.320	269.6
14	1'34.068	21.477	25.114	22.152	25.325	269.6
15	1'43.991 P	23.400	26.806	23.449	30.336	270.7
16	16'20.369	27.934	27.061	24.387	26.050	
17	1'35.759	21.730	25.643	22.894	25.492	268.5
18	1'36.951	22.817	26.450	22.252	25.432	271.7
19	1'33.892	21.479	25.065	22.077	25.271	270.7
20	1'34.077	21.443	25.124	22.074	25.436	271.7
21	1'42.292	21.513	25.059	25.437	30.283	269.6
22	1'33.871	21.475	24.988	22.021	25.387	273.9

18th 52 Jeremy ALCOBA Correos Prepagos Yam SPA
 Runs=3 Total laps=19 Full laps=14 Valid laps=14

1	6'03.257	22.397	26.350	22.404	25.670	
2	1'34.847	21.718	25.462	22.151	25.516	272.8
3	1'34.517	21.679	25.244	22.174	25.420	271.7
4	1'34.442	21.552	25.375	22.036	25.479	272.8
5	1'33.985	21.438	25.170	21.991	25.386	272.8
6	1'33.915	21.485	25.114	21.979	25.337	272.8
7	1'40.823 P	22.992	26.323	22.865	28.643	272.8
8	21'29.891	22.082	25.825	22.365	25.777	

Fastest Lap: Manuel GONZALEZ QJMOTOR Gresini M SPA 1'33.270 21.348 24.881 21.894 25.147

These data/results cannot be reproduced, stored and/or transmitted in whole or in part by any manner of electronic, mechanical, photocopying, recording, broadcasting or otherwise now known or herein after developed without the previous express consent by the copyright owner, except for reproduction in daily press and regular printed publications on sale to the public within 60 days of the event related to those data/results and always provided that copyright symbol appears together as follows below.
 © DORNA, 2024

Session 3

Moto2


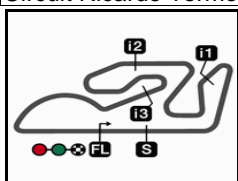
Lap	Lap Time	T1	T2	T3	T4	Speed	Lap	Lap Time	T1	T2	T3	T4	Speed	
23rd 34 Mario AJI		IDEMITSU Honda Te INA						25th 53 Deniz ÖNCÜ		Red Bull KTM Ajo TUR				
Runs=3 Total laps=27		Full laps=22 Valid laps=22						Runs=3 Total laps=21		Full laps=16 Valid laps=16				
1	5'11.917	22.235	26.910	22.891	25.918		1	4'36.621	22.918	27.673	23.686	26.113		
2	1'36.704	22.051	25.927	22.674	26.052	270.7	2	1'37.251	22.125	26.166	22.972	25.988	276.1	
3	1'36.497	21.989	25.812	22.548	26.148	269.6	3	1'37.955	22.056	26.751	23.058	26.090	277.2	
4	1'35.991	21.851	25.739	22.392	26.009	268.5	4	1'37.367	22.115	26.211	22.958	26.083	276.1	
5	1'40.034	21.839	25.679	25.995	26.521	268.5	5	1'37.022	22.118	26.218	22.845	25.841	275.0	
6	1'36.070	22.014	25.797	22.357	25.902	268.5	6	1'36.922	21.899	26.038	22.853	26.132	276.1	
7	1'36.060	21.776	25.710	22.402	26.172	269.6	7	1'36.795	21.984	26.073	22.855	25.883	277.2	
8	1'40.140	21.855	25.865	26.078	26.342	268.5	8	1'38.753 P	22.040	25.893	22.881	27.939	275.0	
9	1'43.807 P	22.863	26.590	22.981	31.373	268.5	9	9'35.218	23.715	27.034	23.439	26.092		
10	8'20.362	28.598	27.186	22.903	26.263		10	1'36.458	21.924	25.919	22.850	25.765	273.9	
11	1'36.552	22.109	25.978	22.585	25.880	266.5	11	1'35.934	21.873	25.810	22.580	25.671	272.8	
12	1'36.098	21.867	25.759	22.442	26.030	267.5	12	1'35.965	21.710	25.839	22.717	25.699	275.0	
13	1'36.274	22.018	25.907	22.379	25.970	266.5	13	1'35.920	21.789	25.841	22.574	25.716	273.9	
14	1'36.020	21.925	25.782	22.298	26.015	268.5	14	1'35.963	21.743	25.836	22.649	25.735	275.0	
15	1'35.984	22.020	25.610	22.415	25.939	268.5	15	1'38.745	21.978	26.013	22.800	27.954	272.8	
16	1'35.557	21.734	25.468	22.290	26.065	268.5	16	1'40.046 P	22.634	26.159	22.908	28.345	275.0	
17	1'35.697	21.890	25.589	22.339	25.879	267.5	17	17'35.680	22.774	27.368	23.271	25.936		
18	1'35.357	21.797	25.540	22.220	25.800	268.5	18	1'36.217	21.946	25.908	22.710	25.653	271.7	
19	1'35.595	21.858	25.548	22.368	25.821	266.5	19	1'36.583	22.312	25.612	22.890	25.769	275.0	
20	1'36.093	21.893	25.698	22.417	26.085	267.5	20	1'35.739	21.619	25.680	22.655	25.785	276.1	
21	1'36.032	21.878	25.662	22.525	25.967	267.5	21	1'36.427	21.717	25.688	22.697	26.325	276.1	
22	1'35.867	21.753	25.590	22.505	26.019	268.5								
23	1'36.000	21.914	25.644	22.381	26.061	268.5								
24	1'37.119	21.884	25.581	22.353	27.301	266.5								
25	1'46.041 P	22.250	27.306	24.330	32.155	257.5								
26	8'00.447	26.112	28.229	27.487	27.394									
27	1'37.440	22.240	26.270	22.707	26.223	264.4								
24th 22 Ayumu SASAKI		Correos Prepagó Yam JPN						26th 43 Xavier ARTIGAS		Forward Team SPA				
Runs=4 Total laps=23		Full laps=16 Valid laps=16						Runs=4 Total laps=23		Full laps=16 Valid laps=16				
1	6'29.184	22.856	27.343	23.422	26.566		1	2'12.937	23.441	27.107	23.609	26.343		
2	1'37.411	22.061	26.152	23.033	26.165	269.6	2	1'38.795	22.888	26.506	23.372	26.029	273.9	
3	1'37.159	22.067	26.109	23.003	25.980	272.8	3	1'37.862	22.753	25.956	23.047	26.106	275.0	
4	1'36.704	21.786	26.062	22.931	25.925	272.8	4	1'37.133	22.142	25.950	23.013	26.028	277.2	
5	1'36.623	21.719	25.833	22.926	26.145	273.9	5	1'36.939	22.036	26.023	22.909	25.971	275.0	
6	1'50.200 P	28.567	26.932	23.333	31.368	270.7	6	1'43.127	22.153	25.944	28.660	26.370	272.8	
7	7'03.300	22.872	27.152	22.890	25.955		7	1'46.531 P	22.549	26.077	26.346	31.559	276.1	
8	1'36.283	21.744	25.746	22.770	26.023	272.8	8	10'34.543	25.973	27.139	23.362	26.185		
9	1'36.283	21.729	25.731	22.902	25.921	272.8	9	1'37.319	22.342	26.004	22.973	26.000	275.0	
10	1'35.998	21.704	25.694	22.800	25.800	272.8	10	1'38.115	22.076	26.119	23.536	26.384	275.0	
11	1'35.810	21.749	25.647	22.624	25.790	272.8	11	1'36.813	22.053	25.828	22.976	25.956	275.0	
12	1'50.637 P	26.733	27.257	23.986	32.661	272.8	12	1'44.749 P	23.064	27.263	23.618	30.804	276.1	
13	8'09.653	21.526	26.502	23.014	26.160		13	12'58.623	23.892	26.749	23.203	26.085		
14	1'36.697	21.906	25.885	22.894	26.012	269.6	14	1'36.726	22.031	25.853	22.949	25.893	272.8	
15	1'36.387	21.897	25.830	22.817	25.843	269.6	15	1'36.428	22.057	25.783	22.745	25.843	271.7	
16	1'36.494	21.825	25.827	22.907	25.935	270.7	16	1'39.464	24.278	26.049	23.056	26.081	273.9	
17	1'46.003 P	23.261	27.421	25.199	30.122	269.6	17	1'36.585	22.028	25.813	22.772	25.972	273.9	
18	8'39.675	21.978	27.146	23.167	26.115		18	1'45.009	22.100	27.974	26.314	28.621	273.9	
19	1'36.005	21.707	25.769	22.708	25.821	269.6	19	1'36.319	21.987	25.700	22.678	25.954	275.0	
20	1'35.880	21.674	25.692	22.753	25.761	270.7	20	1'42.633	22.042	25.977	27.441	27.173	273.9	
21	1'35.661	21.647	25.610	22.592	25.812	270.7	21	1'41.939 P	22.210	25.872	22.952	30.905	273.9	
22	1'35.642	21.796	25.522	22.662	25.662	269.6	22	2'59.314	38.940	28.675	24.702	26.327		
23	1'43.172	26.121	27.119	23.229	26.703	269.6	23	1'37.242	22.159	26.091	22.902	26.090	272.8	

Fastest Lap: Manuel GONZALEZ QJMOTOR Gresini M SPA **1'33.270** 21.348 24.881 21.894 25.147

These data/results cannot be reproduced, stored and/or transmitted in whole or in part by any manner of electronic, mechanical, photocopying, recording, broadcasting or otherwise now known or herein after developed without the previous express consent by the copyright owner, except for reproduction in daily press and regular printed publications on sale to the public within 60 days of the event related to those data/results and always provided that copyright symbol appears together as follows below.
© DORNA, 2024



Circuit Ricardo Tormo

Results and timing service provided by  TISSOT

4005 m.

Valencia Moto2™ & Moto3™ Official Test

Session 3

Best Partial Times

Moto2™

IT Ideal Lap Time, sum of the best partial times*BT* Best Lap Time

T1		T2		T3		T4						
Pos	Rider	Time	Rider	Time	Rider	Time	Rider	Time	Pos	Rider	IT	BT
1	J.DIXON	21.246	J.DIXON	24.878	Z.VD GOORBER	21.817	A.ARENAS	25.101	1	A.CANET	1'33.164	1'33.350 (3)
2	A.ARENAS	21.266	M.GONZALEZ	24.881	J.DIXON	21.826	A.ESCRIG	25.116	2	A.ARENAS	1'33.184	1'33.302 (2)
3	I.GUEVARA	21.292	A.CANET	24.900	A.CANET	21.829	A.CANET	25.117	3	J.DIXON	1'33.206	1'33.372 (4)
4	S.CHANTRA	21.294	A.ESCRIG	24.926	A.ESCRIG	21.839	S.AGIUS	25.127	4	M.GONZALEZ	1'33.211	1'33.270 (1)
5	A.CANET	21.318	B.BALTUS	24.943	B.BENDSNEYDE	21.841	M.GONZALEZ	25.128	5	A.ESCRIG	1'33.252	1'33.439 (5)
6	T.ARBOLINO	21.332	A.ARENAS	24.947	M.GONZALEZ	21.854	B.BALTUS	25.193	6	B.BALTUS	1'33.391	1'33.451 (6)
7	M.GONZALEZ	21.348	B.BENDSNEYDE	24.948	B.BALTUS	21.863	S.CHANTRA	25.196	7	S.CHANTRA	1'33.393	1'33.453 (7)
8	F.SALAC	21.349	S.GARCIA	24.988	A.ARENAS	21.870	J.MASIA	25.210	8	S.AGIUS	1'33.530	1'33.837 (16)
9	J.MASIA	21.350	F.SALAC	25.008	S.CHANTRA	21.879	J.DIXON	25.256	9	J.MASIA	1'33.537	1'33.587 (8)
10	D.FOGGIA	21.359	S.AGIUS	25.019	J.MASIA	21.924	S.GARCIA	25.271	10	Z.VD GOORBE	1'33.569	1'33.734 (12)
11	D.BINDER	21.369	S.CHANTRA	25.024	D.BINDER	21.931	I.GUEVARA	25.281	11	B.BENDSNEY	1'33.585	1'33.691 (10)
12	A.ESCRIG	21.371	J.ALCOBA	25.041	T.ARBOLINO	21.966	D.FOGGIA	25.291	12	I.GUEVARA	1'33.596	1'33.642 (9)
13	Z.VD GOORBER	21.387	I.GUEVARA	25.044	I.GUEVARA	21.979	D.BINDER	25.293	13	D.FOGGIA	1'33.684	1'33.782 (13)
14	B.BALTUS	21.392	D.FOGGIA	25.047	J.ALCOBA	21.979	Z.VD GOORBER	25.311	14	T.ARBOLINO	1'33.704	1'33.833 (15)
15	S.AGIUS	21.398	J.MASIA	25.053	S.AGIUS	21.986	T.ARBOLINO	25.324	15	S.GARCIA	1'33.723	1'33.871 (17)
16	B.BENDSNEYDE	21.407	Z.VD GOORBER	25.054	D.FOGGIA	21.987	F.SALAC	25.334	15	F.SALAC	1'33.723	1'33.723 (11)
17	J.ALCOBA	21.438	T.ARBOLINO	25.082	S.GARCIA	22.021	J.ALCOBA	25.337	17	J.ALCOBA	1'33.795	1'33.915 (18)
18	S.GARCIA	21.443	D.MOREIRA	25.084	F.SALAC	22.032	A.OGURA	25.381	18	D.BINDER	1'33.802	1'33.825 (14)
19	A.OGURA	21.482	C.VIETTI	25.085	A.OGURA	22.033	B.BENDSNEYDE	25.389	19	C.VIETTI	1'34.075	1'34.252 (20)
20	C.VIETTI	21.496	A.OGURA	25.183	C.VIETTI	22.076	C.VIETTI	25.418	20	A.OGURA	1'34.079	1'34.116 (19)
21	D.MOREIRA	21.556	D.BINDER	25.209	X.CARDELUS	22.114	D.MOREIRA	25.459	21	D.MOREIRA	1'34.230	1'34.353 (21)
22	D.ÖNCÜ	21.619	X.CARDELUS	25.259	D.MOREIRA	22.131	X.CARDELUS	25.530	22	X.CARDELUS	1'34.523	1'34.687 (22)
23	X.CARDELUS	21.620	M.AJI	25.468	M.AJI	22.220	D.ÖNCÜ	25.653	23	M.AJI	1'35.222	1'35.357 (23)
24	A.SASAKI	21.647	A.SASAKI	25.522	D.ÖNCÜ	22.574	A.SASAKI	25.662	24	A.SASAKI	1'35.423	1'35.642 (24)


These data/results cannot be reproduced, stored and/or transmitted in whole or in part by any manner of electronic, mechanical, photocopying, recording, broadcasting or otherwise now known or herein after developed without the previous express consent by the copyright owner, except for reproduction in daily press and regular printed publications on sale to the public within 60 days of the event related to those data/results and always provided that copyright symbol appears together as follows below.
© DORNA, 2024

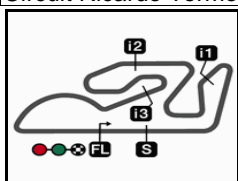
Official MotoGP Timing by TISSOT
www.motogp.com

moto2™



Circuit Ricardo Tormo

Results and timing service provided by  **TISSOT**



4005 m.

Valencia Moto2™ & Moto3™ Official Test

Session 3

Best Partial Times

Moto2™

IT Ideal Lap Time, sum of the best partial times

BT Best Lap Time

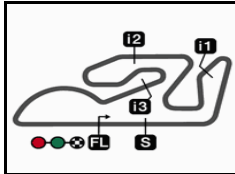
T1		T2		T3		T4				<i>IT</i>	<i>BT</i>	
<i>Pos</i>	<i>Rider</i>	<i>Time</i>	<i>Rider</i>	<i>Time</i>	<i>Rider</i>	<i>Time</i>	<i>Rider</i>	<i>Time</i>	<i>Pos</i>	<i>Rider</i>		
25	M.AJI	21.734	D.ÖNCÜ	25.612	A.SASAKI	22.592	M.AJI	25.800	25	D.ÖNCÜ	1'35.458	1'35.739 (25)
26	X.ARTIGAS	21.987	X.ARTIGAS	25.700	X.ARTIGAS	22.678	X.ARTIGAS	25.843	26	X.ARTIGAS	1'36.208	1'36.319 (26)

These data/results cannot be reproduced, stored and/or transmitted in whole or in part by any manner of electronic, mechanical, photocopying, recording, broadcasting or otherwise now known or herein after developed without the previous express consent by the copyright owner, except for reproduction in daily press and regular printed publications on sale to the public within 60 days of the event related to those data/results and always provided that copyright symbol appears together as follows below.
© DORNA, 2024

Official MotoGP Timing by **TISSOT**
www.motogp.com

moto2™






4005 m.

Valencia Moto2™ & Moto3™ Official Test

Session 3

Fastest Laps Sequence

<i>Practice Time</i>	 <i>Rider</i>	<i>Nation</i>	<i>Motorcycle</i>	<i>Time</i>	<i>Km/h</i>	<i>Rider's Lap</i>
3'29.599	11 Sergio GARCIA	SPA	BOSCOSCURO	1'35.909	150.3	2
3'44.982	44 Aron CANET	SPA	KALEX	1'34.905	151.9	2
4'04.690	7 Barry BALTUS	BEL	KALEX	1'34.769	152.1	2
4'07.855	81 Senna AGIUS	AUS	KALEX	1'34.475	152.6	2
5'21.364	17 Alex ESCRIG	SPA	FORWARD	1'34.316	152.8	3
5'41.846	81 Senna AGIUS	AUS	KALEX	1'33.991	153.3	3
6'53.450	44 Aron CANET	SPA	KALEX	1'33.927	153.5	4
6'54.831	96 Jake DIXON	GBR	KALEX	1'33.720	153.8	4
23'22.183	35 Somkiat CHANTRA	THA	KALEX	1'33.652	153.9	9
25'19.698	75 Albert ARENAS	SPA	KALEX	1'33.602	154.0	9
26'29.320	35 Somkiat CHANTRA	THA	KALEX	1'33.453	154.2	11
28'26.467	75 Albert ARENAS	SPA	KALEX	1'33.302	154.5	11
59'14.037	18 Manuel GONZALEZ	SPA	KALEX	1'33.270	154.5	26

These data/results cannot be reproduced, stored and/or transmitted in whole or in part by any manner of electronic, mechanical, photocopying, recording, broadcasting or otherwise now known or herein after developed without the previous express consent by the copyright owner, except for reproduction in daily press and regular printed publications on sale to the public within 60 days of the event related to those data/results and always provided that copyright symbol appears together as follows below.

© DORNA, 2024

Official MotoGP Timing by TISSOT
www.motogp.com

Cheste, Monday, November 27, 2023

